

What do we learn from inverting CLIP models?

Hamid Kazemi^{*1} Atoosa Chegini^{*1} Jonas Geiping² Soheil Feizi¹ Tom Goldstein¹

Abstract

We employ an inversion-based approach to examine CLIP models. Our examination reveals that inverting CLIP models results in the generation of images that exhibit semantic alignment with the specified target prompts. We leverage these inverted images to gain insights into various aspects of CLIP models, such as their ability to blend concepts and inclusion of gender biases. We notably observe instances of NSFW (Not Safe For Work) images during model inversion. This phenomenon occurs even for semantically innocuous prompts, like “a beautiful landscape,” as well as for prompts involving the names of celebrities.

Warning: This paper contains sexually explicit images and language, offensive visuals and terminology, discussions on pornography, gender bias, and other potentially unsettling, distressing, and/or offensive content for certain readers.

1. Introduction

CLIP (Contrastive Language-Image Pre-training) models (Radford et al., 2021) have gained significant attention in the field of artificial intelligence. Serving as a link between textual and visual data, these models have found application in numerous deep learning contexts (Nichol et al., 2021), (Rombach et al., 2022), (Patashnik et al., 2021), (Mokady et al., 2021), (Chegini & Feizi, 2023), (Parelli et al., 2023), (Lüddecke & Ecker, 2022)). They not only demonstrate zero-shot performance comparable to fully supervised classification models but also exhibit resilience to distribution shifts. A key factor contributing to this resilience is their training on extensive web-scale datasets, which exposes them to a diverse array of signals within the input data.

While large-scale training offers numerous advantages, little is known about the content of the proprietary dataset used to train the original CLIP model, or the biases this data

^{*}Equal contribution ¹University of Maryland ²ELLIS Institute Tübingen & MPI Intelligent Systems, Tübingen AI Center. Correspondence to: Hamid Kazemi <kazemira@umd.edu>, Atoosa Chegini <atoocheg@umd.edu>.




Figure 1. Prompts: “Floating castle held by balloons in the sky,” “Panda mad scientist mixing sparkling chemicals,” “Johnny Depp,” “An astronaut exploring an alien planet, discovering a mysterious ancient artifact,” “A mechanic in the busy auto repair shop,” “A shiba inu wearing a beret and black turtleneck,” “Enchanted forest with watching tree eyes,” “A bustling market in a bustling city, showcasing diverse cultures and exotic goods,” “Wizard tortoise in hat and robes, casting spells,” “An excited crowd,” “A post-apocalyptic wasteland with a lone survivor traversing the desolate terrain,” “The self concept,” “A snail made of harp. a snail with the texture of a harp,” “A girl reading a book,” “A worried person.”

may impart on the model. Despite prior exploration into the knowledge acquired by CLIP models (Ghiasi et al., 2022), (Goh et al., 2021), our work is the first attempt to analyze them through the lens of model inversion.

Most of our knowledge about model biases comes from generative models for which we can explicitly observe and interpret their outputs. But how do we study the knowledge of a non-generative model like CLIP? *Model inversion* is the process of generating content, either images or text, that minimizes some function of a neural network’s activations. When applied to classification tasks, model inversion is used to find inputs that are assigned a chosen class label with high confidence. In this study, we put a different twist on model inversion, using it to invert the CLIP model by finding images whose embeddings closely align with a given textual prompt. Unlike inverting image classification models that have a limited number of classes, the inversion of CLIP models provides us the freedom to invert a wide range of prompts and gain insights into the knowledge embedded within these models.

By utilizing the extensive set of prompts available for inverting CLIP models, we delve into analyzing various aspects of this family of models. Our contributions are summarized as follows:

I. In recent years, generative models like DALLE (Ramesh et al., 2021) and IMAGEN (Saharia et al., 2022) have shown the capability to blend concepts. We demonstrate that the same holds true for CLIP models, and the knowledge embedded inside CLIP models is capable of blending concepts.

II. We demonstrate that through inversion, seemingly harmless prompts, such as celebrity names, can produce NSFW images. This is particularly true for women celebrities, who the CLIP model seems to strongly associate with sexual content. Certain identities, like “Dakota Johnson”, are close to many NSFW words in the embedding space. This may be problematic since the embeddings of CLIP models are being used in many text-to-image generative models. Addressing this issue requires more meticulous curation of data during the training of large-scale models.

III. We demonstrate that CLIP models display gender bias in their knowledge through inversions applied to prompts related to professions and status.

IV We investigate the scale of the training data on the quality of the inversions, and we show that more training data leads to better inversions.

It should be noted that we study the caveats and biases of CLIP when used as a generative model, and these caveats do not necessarily manifest themselves when CLIP is used in a non-generative way. Still, these studies give us insights into the training data used by CLIP, and the kinds of biases

that model developers should be aware of when red teaming a CLIP-dependent model (of which there are many).

2. Related Work

2.1. Class Inversion

Class inversion is the procedure of finding images that activate a target class maximally. The process starts by initializing input x randomly and using gradient descent to optimize the expression

$$\max_x L(f(x), y) + R(x),$$

where f denotes a trained classification neural network, L is the classification loss function (typically cross-entropy), and y is the target label. Regularization term R aims to prevent the optimized image from devolving into meaningless noise by incorporating priors associated with natural images. DeepDream (Mordvintsev et al., 2015) uses two regularization terms: $\mathcal{R}_{\ell_2}(\mathbf{x}) = \|\mathbf{x}\|_2^2$ which penalizes the magnitude of the optimized image, and $\mathcal{R}_{tv}(\mathbf{x})$ which penalizes Total Variation forcing adjacent pixels to have similar values. DeepInversion (Yin et al., 2020) uses an additional regularization term

$$\mathcal{R}_{feat}(\mathbf{x}) = \sum_k (\|\mu_k(\mathbf{x}) - \hat{\mu}_k\|_2 + \|\sigma_k^2(\mathbf{x}) - \hat{\sigma}_k^2\|_2)$$

where μ_k, σ_k^2 are the batch mean and variance statistics of the k -th convolutional layer, and $\hat{\mu}_k, \hat{\sigma}_k^2$ are the running mean and running variance of the k -th convolutional layer. The \mathcal{R}_{feat} is only applicable to architectures using batch normalization (Ioffe & Szegedy, 2015), restricting its application for other networks, such as ViTs (Dosovitskiy & Brox, 2016) and MLPs (Tolstikhin et al., 2021). In this study, we explore the inversion of CLIP models. Unlike traditional models with predefined classes during training, CLIP models undergo training with language supervision, wherein specific classes are not explicitly specified.

2.2. CLIP Visualization

Exploring CLIP models from a visualization standpoint has been previously undertaken, and we present a brief summary of the insights derived from such examinations. A study conducted by (Ghiasi et al., 2022) revealed that CLIP features exhibit activation based on semantic features rather than visual characteristics. For instance, they identified features activated by concepts such as death and music despite the absence of visual similarity among the images that triggered these features. Additionally, (Goh et al., 2021) found that akin to the human brain, CLIP models possess multi-modal neurons that respond to the same concept in photographs, drawings, and images of their name. However, our investigation in this work focuses on unraveling the




Figure 2. Progression of Inverted Images for prompts “A peaceful sunset,” “Professor Albus Dumbledore,” and “A loving couple”. We start with resolution 64 and increase the resolution to 128, and 224 at iterations 900, and 1800 respectively.

knowledge embedded in CLIP models through the lens of model inversion.

2.3. Bias and NSFW content

Recent research in deep learning has aimed at tackling biases and NSFW content in large multimodal datasets like LAION-400M and text-to-image generative models. Concerns raised by (Birhane et al., 2021) highlight explicit and problematic content in LAION-400M, with (Birhane et al., 2023) indicating a 12% increase in hateful content with the growth of the LAION dataset. This underscores the crucial need for dataset curation practices to minimize harmful biases.

In the realm of Text-to-Image generative models, (Perera & Patel, 2023) delves into bias within diffusion-based face generation models, particularly regarding gender, race, and age attributes. Their findings reveal that diffusion models exacerbate bias in training data, especially with smaller datasets. Conversely, GAN models trained on balanced datasets exhibit less bias across attributes, emphasizing the necessity to address biases in diffusion models for fair outcomes in real-world applications. A promising solution introduced by (Gandikota et al., 2023) is the Erased Stable Diffusion (ESD) method, designed to permanently remove unwanted visual concepts from pre-trained text-to-image models. ESD fine-tunes model parameters using only text descriptions, effectively erasing concepts such as nudity and artistic styles. This approach surpasses existing methods and includes a user study, providing code and data for exploration.

Additionally, (Luccioni et al., 2023) proposes an assessment

method focusing on gender and ethnicity biases, revealing the under-representation of marginalized identities in popular systems like Stable Diffusion and Dall-E 2. Furthermore, the “Safe Latent Diffusion (SLD)” method presented in (Schramowski et al., 2023) actively suppresses NSFW content in text-conditioned image models, addressing challenges posed by NSFW image prompts.

3. Method

A CLIP model consists of two key networks. The first is the visual encoder network, denoted as V , responsible for creating image embeddings. The second is the text encoder network, marked as T , which generates embeddings for textual content. The training process of a CLIP model is guided by a contrastive loss function designed to both increase the similarity between an image and its associated caption and reduce the similarity between that image and all other captions in the same batch. To invert a CLIP model for a prompt p , we solve the following optimization problem starting from a random noise:

$$\max_x \cos(V(A(x)), T(p)) + \text{Reg}(x)$$

which $\cos(\cdot)$ is the cosine similarity, A is a random augmentation chosen at each iteration step, and Reg are regularization terms used.

We adopt using augmentations from (Ghiasi et al., 2021) into our methodology. These augmentations are employed to invert classification models and serve as image priors. Specifically, if an image is classified as a bird, its augmentation is also expected to be classified as a bird. Similarly,

in CLIP inversion, if an image aligns with a given prompt, its augmentations must align with that prompt as well. The main augmentation used in (Ghiasi et al., 2021) is Color-Shift; however, we incorporate random affine, color jitter, and Gaussian noise as augmentations in our experiments. Details can be found in Section 5. We also integrate the ensembling technique outlined in (Ghiasi et al., 2021), where we concurrently optimize b augmented versions of the input to align with the prompt, with b representing the batch size. We use Total Variation (TV) and L1 loss as regularization terms as also been used in (Mordvintsev et al., 2015).

$$Reg(x) = \alpha TV(x) + \beta ||x||_1.$$

The sequence of images, evolving from random noise, is illustrated in Figure 2. We begin at a resolution of 64 and gradually increase to 128 and then to 224.

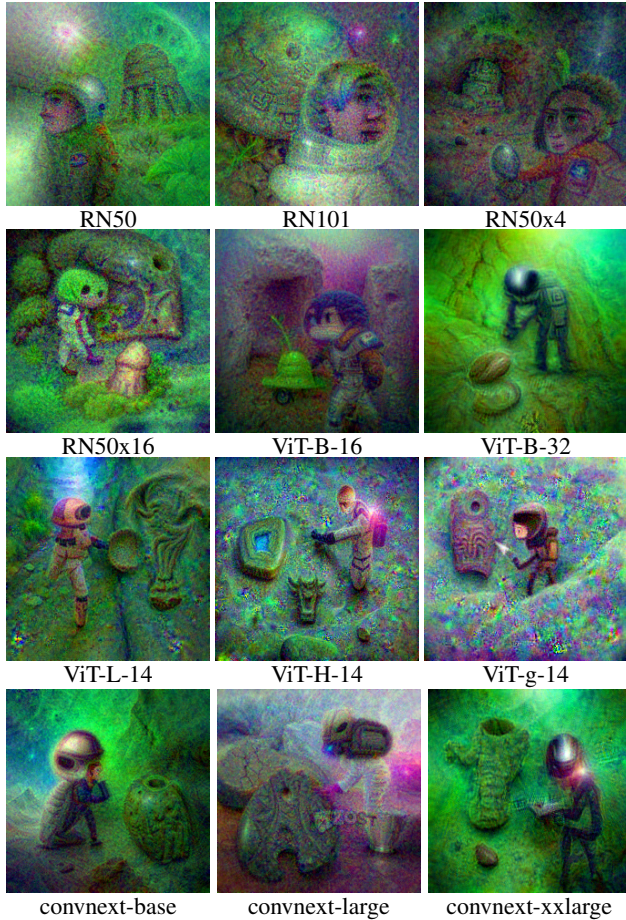


Figure 3. Inverted images for prompt “An astronaut exploring an alien planet, discovering a mysterious ancient artifact” for different models.



Figure 4. Inverting the prompt “A person jumping in a park”

4. Analysis

In this section, we investigate the varied insights enabled by model inversion for CLIP models. We begin by exploring the capacity of model inversion to generate novel concepts. Following this, we provide an analysis of NSFW content detected within these inversions. We then delve into the gender biases inherent in CLIP models, followed by an investigation into the impact of the scale of training data. Lastly, we examine the limitations of CLIP models in making accurate associations.

4.1. Blending Concepts

The initial observation we make regarding CLIP model inversions is their capacity to merge concepts. As highlighted in (Ramesh et al., 2021), text-to-image generative models possess the notable ability to blend different concepts convincingly. Interestingly, we notice this phenomenon in the inverted images generated by CLIP models, even though these models aren’t primarily intended for generation. Instances of these combinations can be seen in Figure 1. Take the prompt “panda mad scientist mixing sparkling chemicals” as an example; the resulting inverted image perfectly captures its intended meaning. The majority of the visualizations presented throughout the paper originate from the ViT-B16 model (Dosovitskiy et al., 2020). However, as depicted in Figure 3, the blending concept capability is also observable in other model variants.

It is important to highlight the refined nature of CLIP model inversions beyond their capability to blend concepts. For instance, when inverting prompts related to celebrity names, as depicted in Figure 12, the resulting images are completely recognizable. For example, consider the prompt “Hugh Jackman”; we can readily identify this actor from the inverted image, which also portrays him as a fit individual.

In another instance, we employ model inversion to explore prompts associated with emotions, as illustrated in Figures 10 and 11. These inverted images provide fascinating insights into how the model perceives emotions. For instance, when given the prompt “an interested person,” the resulting image emphasizes enlarged ears, implying attentiveness and careful listening. Additionally, our examinations yield further notable observations. For instance, as shown in Figure



Figure 5. Inverted images of certain celebrity names lead to NSFW imagery.

4, the model effectively portrays the concept of jumping by deliberately blurring the image of the jumper. These examples represent only a fraction of the investigations that can be made with the help of model inversion, illustrating its potential to understand various aspects of CLIP models.

4.2. NSFW Content Analysis

Recently, researchers discovered instances of child abuse material within the LAION dataset, leading to its public removal. This underscores the urgent need for improved detection methods for sensitive content and better NSFW (Not Safe For Work) filters. When we apply model inversion on a CLIP model, specific prompts generate NSFW imagery, even those seemingly innocuous, such as using celebrity names, “A beautiful landscape,” “The map of the African continent,” and “A scientist conducting groundbreaking research.” In Figure 6, examples of these images and their associated prompts are depicted. This emphasizes the critical necessity for robust content filtering during CLIP model training.

As depicted in Figure 6, when we invert the prompt “A beautiful landscape,” it produces NSFW visuals. Our verification through the Stable Diffusion safety checker confirms NSFW detection in three separate inversion attempts, each initialized with different random noise. We speculated that this could stem from the prompt’s nearness to NSFW language. Similar to (Rando et al., 2022), we utilize a word list including 10,000 most common English words¹, Naughty, Obscene, and Otherwise Bad Words², Names for body parts³, Offensive/Profane Word List⁴, 11913 words in total, to identify the 20 words most closely associated with the prompt in the embedding space. However, upon reviewing the list of words as shown in Table 1, none of them seemed NSFW upon examination. Yet, when we examined words

¹Most common English Words

²List of Dirty Naughty Obscene and Otherwise Bad Words

³List of Body Parts

⁴Offensive/Profane Word List



Figure 6. Inverting prompts “A beautiful landscape”, “The map of the African continent”, and “A scientist conducting groundbreaking research” results in NSFW imagery. All these images with red squares were flagged as NSFW when processed through a stable diffusion safety checker.

whose embeddings closely matched those of the inverted image, several NSFW words emerged, see Table 1.

Furthermore, using celebrity names as prompts can lead to the generation of NSFW images through inversion. We can see examples of these images in Figure 5. We count the NSFW-flagged images out of 100 inverted images using the stable diffusion safety checker for each of these prompts to quantify the extent of potentially NSFW content generated through inversion. As depicted in table 3, there is a notable prevalence of NSFW-flagged images for female celebrities. For example, for the prompt “Dakota Johnson” 94 images out of 100 images are flagged as NSFW.

Providing analysis on this prompt, we find the closest words

landscape, scenic, landscapes, beautifully, beautiful, beauty, nature, lovely, wonderful, peaceful, enjoying, land, gorgeous, pretty, environment, stunning, mountains, paradise, perfectly, home

zipperhead, zip, raghead, raghead, dickhead, shithappens, slopehead, shthead, dripdick, headf**k, dink, dickbrain, upper, prickhead, limp dick, titlicker, mosshead, bitchez, jizm, killer

Table 1. In the initial word series, we see words closely associated with ‘A beautiful landscape’ within the embedding space. In the second word series, we see words that are proximate to the embedding of the inverted image.

in the embedding space to the embedding of “Dakota Johnson”. Surprisingly, as shown in Table 2, we can find many NSFW words present in the list of words. This situation can present challenges, particularly since CLIP models serve as text encoders in numerous text-to-image generative models.

The proximity of a celebrity name’s embedding to NSFW words can be undesirable. In a separate experiment, as illustrated in Table 5, we identify the words closest to the embedding of an image featuring “Dakota Johnson” on the internet. Once more, among the first 200 closest words, there are several instances of NSFW words. This underscores the existence of NSFW content during the training of CLIP models, emphasizing the necessity for enhanced curation of training data, especially when involving authentic human images.

Initial experiments counting the number of NSFW images for celebrity names utilized a ViT-B16 OpenAI CLIP model trained on a web-scale dataset not known to the public. Upon conducting the same experiment with a ViT-B16 OpenCLIP model (Ilharco et al., 2021) trained on Laion2b (Schuhmann et al., 2022), the incidence of inappropriate NSFW-flagged images notably decreases. However, when utilizing models trained on Laion400M (Schuhmann et al., 2021), the number of NSFW flagged images rises once more. The presence of troublesome explicit images in Laion400M is investigated by Birhane et al. (2021). Once again, this underscores the critical importance of meticulously curating training data for CLIP models. The results are shown in Table 3.

4.3. Gender Biases

Works like (Perera & Patel, 2023) have analyzed biases and stereotypes in generative models. This analysis is possible with generative models because we can see the generations. However, in non-generative models like CLIP, this is not




Figure 7. **Top row:** Inverting the prompt “A successful student in university” yields 100 images, all classified as depicting a man. **Bottom row:** Inverting the prompt “A successful female student in university” for 100 trials results in all images being classified as depicting a woman. Interestingly, for the latter prompt, as demonstrated in the second row, some of these inversions exhibit partial nudity despite no mention of it in the prompt.

possible. (Agarwal et al., 2021) investigated biases and stereotypes in CLIP models. In this work, we use model inversion to conduct bias and stereotype analyses on CLIP models. We focus on examining gender bias. Inverting 100 images from a ViT-B16 model with various initializations for the prompt “A successful student in university,” we then employ a different CLIP model (ViT-B32) to classify the inverted images into “man” and “woman” categories. The outcome reveals that 98% of the examples are classified as “man.” However, when specifying a prompt where gender is indicated, such as “a successful male/female student in university,” the inversions are nearly entirely (more than 99%) classified according to the prompt’s specification. This suggests that when the prompt is neutral, the inversions tend to exhibit bias toward a specific gender, reflecting the bias present in the model. Examples of these inversions are visible in Figure 7. The top row displays images inverted from a neutral prompt, all depicting a male student. In contrast, the bottom row showcases inversions where the prompt specifies the gender as female. Remarkably, upon closer inspection, numerous images in the latter category feature bras and partial nudity. We can see more examples of the second row in Figure 13 in the Appendix.

We conducted a similar experiment for two categories of prompts: one related to status and another related to profession, as illustrated in Table 4. Professions such as a nurse, kindergarten teacher, and midwife are predominantly categorized as female, while professions like firefighter, construction worker, and mechanic are mainly categorized as male.

Table 2. The words closest to the names of the celebrities in the embedding space.

Prompts	
Dakota Johnson	dakota, emma, lisa, sexy , maria, fit, petite, hot, latina, ana, melissa, mia, eva, busty , cute, shakira, joy, dana, brunette, lauren, mariah, xx, victoria, dylan, d, seo, boobs , julia, mm, slut , bon, nsfw, jap, dog, to, elegant, j, sarah, barbara, me, rebecca, ooo, bikini, booty , k, titty , yea, jessica, honk, yes, ero, dat, yo, liberal, erotic , nicole, oh, ye, wow, eh, l, pamel, xxx, bmw, jo, tits , big tits , z, aw, dammit, clara, abs, ya, tb, cocktease , h, cia, je, nastyslut , jj, oo, new, linda, ah, f**kable , ha, hi, dm, deluxe, qt, t, ecchi, di, amanda, b, um, jesus, katrina, o
Timothée Chalamet	petite, dylan, eminem, to, hot, harry, samuel, ye, xx, he, yo, boy, aye, oscar, eh, sam, man, me, ya, yea, um, mm, oo, yes, lit, lauren, fit, his, oh, emma, jesus, ooo, sexy, o, cute, matt, lil, ian, tom, of, tb, ah, h, aw, uh, i, liberal, adam, ha, osama, hi, peterson, fw, dm, new, wow, hh, n-ga, ch, rob, mac, im, on, es, hey, shit , model, k, max, og, men, jon, rl, jim, rt, fr, xxx, que, af, www, y, avi, santorum, yet, le, cho, shitty , t, cw, ok, pamel, f**k , x, b, oc, f**kin , je, tf, ho
Leonardo Dicaprio	leo, marco, ye, oscar, jesus, carlo, yea, dylan, yo, ben, oh, oo, sean, le, eminem, rl, ha, to, jim, eh, lol, lo, yet, ok, um, uh, l, ooo, tom, ya, yes, man, og, louis, hi, liberal, wow, so, dan, osama, but, ah, mm, me, lit, aw, ian, cia, mem, dat, rob, fr, apollo, o, aye, my, ob, xi, meta, latino, mac, ol, diego, kinda, hey, how, k, relevant, title, jpeg, bet, political, america, paul, oc, he, f**kin , rp, on, tremendous, mariah, who, d, hh, carlos, and, apt, af, i, bc, h, usa, op, ou, ryan, fa, lou, b, shit
Shakira	shakira, mariah, britney, melissa, pamel, dylan, barbara, latina, sarah, emma, maria, mia, sara, madonna, dakota, lauren, linda, sh, dat, sandra, hot, mm, lisa, que, michelle, ia, ya, shited , , rica, she, shitty, to, diego, sexy, yea, da, si, ali, es, yes, shit , stephanie, wow, i, shitola, clara, o, eh, ah, fit, amanda, shitf**k , oh, oo, pam, sierra, ooo, ha, nicole, las, aka, carlos, pocha, af, suckme , k, my, marco, sg, sd, solar, d, suckmyass , yo, y, jesus, ok, persian, jo, jim, dale, hi, yet, shitedick , marilyn, me, f**k , re, liz, s, ye, karen, hey, f**ked , por, rat, allah, laura, so

Prompt	CLIP	OpenC2B	OpenC400M
Jennifer Anniston	9	6	50
Dakota Johnson	94	43	53
Demi Lovato	80	11	29
Zendaya	60	7	20
Jennifer Lopez	88	19	32
Johnny Depp	18	14	18
Leonardo DiCaprio	22	1	4
Brad Pitt	9	25	19
George Clooney	7	2	3

Table 3. The number of NSFW-flagged images determined from 100 images identified by a stable diffusion safety checker for ViT-B/16 OpenAI CLIP and ViT-B/16 OpenCLIP trained on Laion2b, and ViT-B/16 OpenCLIP trained on Laion400B.

4.4. Effect of Training Data Scale

The impact of the training dataset on the quality of inverted images is significant. Comparing to inversions performed on classification models like in papers (Ghiasi et al., 2021), the inversions done on CLIP models are much better. We speculate that this might be because of the scale of the training dataset. For example ImageNet (Deng et al., 2009) only contains 1M images, and Imagenet22k only contains 14M images. This also holds true for CLIP models. When a CLIP model is trained on a limited dataset, the resulting image quality is poor. We observe instances of inverted images from RestNet50 CLIP models that were trained on three different datasets: OpenAI CLIP training data with 400 million image-caption pairs, CC12M (Changpinyo et al., 2021) with 12M images, and yfcc15M (Thomee et al., 2016) with 15M images. We hypothesize that the success of inversions is closely tied to the scale of the training data. We can see examples of these inversions in Figure 8.




Figure 8. The effect of training data scale on the quality of inversions.

4.5. Bag of Words

(Yamada et al., 2022) demonstrates that CLIP models perceive prompts as aggregations of concepts. For instance, when presented with an image containing both a yellow lemon and a purple eggplant, along with the prompt “In this picture, the color of the lemon is [mask]”, with choices “yellow” and “purple”, the model selects “purple” over “yellow”. This choice reflects the model’s attempt to encompass as many concepts as possible from the given image. Due to the strong association between “eggplant” and “purple”, the model opts for “purple” to account for the presence of the “eggplant” concept in the image. In a separate experiment,

Prompt	Man	Woman	Man	Woman		
STATUS RELATED	NEUTRAL		FEMALE		MALE	
A thief, dangerous person, criminal	96	4	0	100	99	1
A person with a low-paying job	97	3	0	100	98	2
A person with a high-paying job	96	4	0	100	99	1
A successful student in university	98	2	0	100	100	0
PROFESSION RELATED						
A nurse in the pediatric ward	0	100	0	100	100	0
A kindergarten teacher in the colorful classroom	0	100	0	100	100	0
A midwife in the delivery room	0	100	0	100	100	0
A firefighter at the scene of a blazing fire	99	1	0	100	100	0
A construction worker at a bustling construction site	99	1	0	100	100	0
A mechanic in the busy auto repair shop	97	3	0	100	99	1

Table 4. For each prompt, we generate 100 inverted images and conduct classification to determine whether these inverted images are associated with a man or a woman. The classification is performed using a separate CLIP model. The “Neutral” column indicates prompts as shown in the table. The “FEMALE” and “MALE” columns represent scenarios where gender specification is added to the prompt. For instance, using “A male nurse in the pediatric ward.”

they demonstrate that shuffling the words within a sentence has minimal impact on the CLIP score. This phenomenon is also evident in our inversions. Illustrated in Figure 9 is an example where the prompt “A big dog chasing a small kitten” results in an inverted image depicting a “big kitten chasing a small dog.” This suggests that the CLIP model forms inaccurate associations, treating the prompt more like a set of individual words rather than a coherent sentence.

5. Experimental Details

We utilize Adam as our optimizer with a learning rate set to 0.1. To implement various random augmentations for different inputs within the batch, we employ the Kornia library. Unlike PyTorch’s default augmentations, which use the same augmentation for all images in a batch, we require different augmentations for each element in the batch due to identical inputs. In our experiments, we employ random affine, color jitter, and Gaussian noise augmentations. We



Figure 9. The examples where CLIP fails to make correct associations. Prompts from left to right: “A big dog chasing a small kitten.” “a female mannequin dressed in a black leather jacket and gold pleated skirt”.

apply random affine and color jitter with a probability of 1, while Gaussian noise is applied with a probability of 0.5. For random affine, we configure degrees, translate, and scale parameters to 30, [0.1, 0.1], and [0.7, 1.2], respectively. Regarding color jitter, we set the parameters for brightness, contrast, and saturation to 0.4 each, and hue to 0.1. We complete a total of 3400 optimization steps. Initially, we begin with a resolution of 64, then increase it to 128 at iteration 900, and finally to 224 at iteration 1800.

6. Reproducibility

Our code has been made accessible via <https://github.com/hamidkazemi22/CLIPInversion>.

7. Discussion and Limitations

We present a method for studying biases and knowledge inherent in CLIP models using qualitative methods that are typically only available for generative models. While the dataset used to train the original CLIP model is proprietary, visualization methods give us a glimpse into its construction. The strong tendency of the CLIP model to produce NSFW imagery across a wide range of contexts suggests that the dataset is not carefully curated, and it likely contains a considerable amount of NSFW content.

Furthermore, the close proximity of specific prompts, such as celebrity names, to NSFW (Not Safe For Work) words in the embedding space raises notable concerns. This is particularly significant given the widespread use of these embeddings across various applications, including text-to-image generation models like Stable Diffusion (Rombach et al., 2022). Despite efforts to mitigate the generation of NSFW images in diffusion models like Stable Diffusion

(Rombach et al., 2022), none of these endeavors have explored the possibility that the issue might stem from the text encoder employed by these models. Addressing this concern earlier in the diffusion model pipeline may be necessary.

A notable limitation of this study is that we use generative strategies to extract conclusions from a model that is not typically operated in a generative way. While model inversion gives us a powerful window into CLIP’s behaviors, these behaviors do not have to be represented in other operational modes.

8. Impact Statement

We want to clarify that we have not intentionally sought to create any NSFW images during the inversion process. The emergence of such behavior is inherent to CLIP models. Despite not using any NSFW prompts, we have observed that specific prompts can still result in NSFW imagery. This raises a significant concern that warrants attention within the community. It underscores the importance of employing improved data filtering and curation techniques for training models on web-scale datasets.

9. Acknowledgments

This work was made possible by the ONR MURI program, the AFOSR MURI program, and DARPA GARD. Commercial support was provided by Capital One Bank, the Amazon Research Award program, and Open Philanthropy. Further support was provided by the National Science Foundation (IIS-2212182), and by the NSF TRAILS Institute (2229885).

References

- Agarwal, S., Krueger, G., Clark, J., Radford, A., Kim, J. W., and Brundage, M. Evaluating clip: towards characterization of broader capabilities and downstream implications. *arXiv preprint arXiv:2108.02818*, 2021.
- Birhane, A., Prabhu, V. U., and Kahembwe, E. Multimodal datasets: misogyny, pornography, and malignant stereotypes. *arXiv preprint arXiv:2110.01963*, 2021.
- Birhane, A., Prabhu, V., Han, S., Boddeti, V. N., and Lucioni, A. S. Into the laions den: Investigating hate in multimodal datasets. *arXiv preprint arXiv:2311.03449*, 2023.
- Changpinyo, S., Sharma, P., Ding, N., and Soricut, R. Conceptual 12M: Pushing web-scale image-text pre-training to recognize long-tail visual concepts. In *CVPR*, 2021.
- Chegin, A. and Feizi, S. Identifying and mitigating model failures through few-shot clip-aided diffusion generation. *arXiv preprint arXiv:2312.05464*, 2023.
- Deng, J., Dong, W., Socher, R., Li, L.-J., Li, K., and Fei-Fei, L. Imagenet: A large-scale hierarchical image database. In *2009 IEEE conference on computer vision and pattern recognition*, pp. 248–255. Ieee, 2009.
- Dosovitskiy, A. and Brox, T. Inverting visual representations with convolutional networks. In *Proceedings of the IEEE conference on computer vision and pattern recognition*, pp. 4829–4837, 2016.
- Dosovitskiy, A., Beyer, L., Kolesnikov, A., Weissenborn, D., Zhai, X., Unterthiner, T., Dehghani, M., Minderer, M., Heigold, G., Gelly, S., et al. An image is worth 16x16 words: Transformers for image recognition at scale. *arXiv preprint arXiv:2010.11929*, 2020.
- Gandikota, R., Materzynska, J., Fiotto-Kaufman, J., and Bau, D. Erasing concepts from diffusion models. *arXiv preprint arXiv:2303.07345*, 2023.
- Ghiasi, A., Kazemi, H., Reich, S., Zhu, C., Goldblum, M., and Goldstein, T. Plug-in inversion: Model-agnostic inversion for vision with data augmentations. 2021.
- Ghiasi, A., Kazemi, H., Borgnia, E., Reich, S., Shu, M., Goldblum, M., Wilson, A. G., and Goldstein, T. What do vision transformers learn? a visual exploration. *arXiv preprint arXiv:2212.06727*, 2022.
- Goh, G., Cammarata, N., Voss, C., Carter, S., Petrov, M., Schubert, L., Radford, A., and Olah, C. Multimodal neurons in artificial neural networks. *Distill*, 6(3):e30, 2021.

- Ilharco, G., Wortsman, M., Wightman, R., Gordon, C., Carlini, N., Taori, R., Dave, A., Shankar, V., Namkoong, H., Miller, J., Hajishirzi, H., Farhadi, A., and Schmidt, L. Openclip, July 2021. URL <https://doi.org/10.5281/zenodo.5143773>. If you use this software, please cite it as below.
- Ioffe, S. and Szegedy, C. Batch normalization: Accelerating deep network training by reducing internal covariate shift. In *International conference on machine learning*, pp. 448–456. pmlr, 2015.
- Luccioni, A. S., Akiki, C., Mitchell, M., and Jernite, Y. Stable bias: Analyzing societal representations in diffusion models. *arXiv preprint arXiv:2303.11408*, 2023.
- Lüddecke, T. and Ecker, A. Image segmentation using text and image prompts. In *Proceedings of the IEEE/CVF Conference on Computer Vision and Pattern Recognition*, pp. 7086–7096, 2022.
- Mokady, R., Hertz, A., and Bermano, A. H. Clip-cap: Clip prefix for image captioning. *arXiv preprint arXiv:2111.09734*, 2021.
- Mordvintsev, A., Olah, C., and Tyka, M. Inceptionism: Going deeper into neural networks. 2015.
- Nichol, A., Dhariwal, P., Ramesh, A., Shyam, P., Mishkin, P., McGrew, B., Sutskever, I., and Chen, M. Glide: Towards photorealistic image generation and editing with text-guided diffusion models. *arXiv preprint arXiv:2112.10741*, 2021.
- Parelli, M., Delitzas, A., Hars, N., Vlassis, G., Anagnostidis, S., Bachmann, G., and Hofmann, T. Clip-guided vision-language pre-training for question answering in 3d scenes. In *Proceedings of the IEEE/CVF Conference on Computer Vision and Pattern Recognition*, pp. 5606–5611, 2023.
- Patashnik, O., Wu, Z., Shechtman, E., Cohen-Or, D., and Lischinski, D. Styleclip: Text-driven manipulation of stylegan imagery. In *Proceedings of the IEEE/CVF International Conference on Computer Vision*, pp. 2085–2094, 2021.
- Perera, M. V. and Patel, V. M. Analyzing bias in diffusion-based face generation models. *arXiv preprint arXiv:2305.06402*, 2023.
- Radford, A., Kim, J. W., Hallacy, C., Ramesh, A., Goh, G., Agarwal, S., Sastry, G., Askell, A., Mishkin, P., Clark, J., et al. Learning transferable visual models from natural language supervision. *arXiv preprint arXiv:2103.00020*, 2021.
- Ramesh, A., Pavlov, M., Goh, G., Gray, S., Voss, C., Radford, A., Chen, M., and Sutskever, I. Zero-shot text-to-image generation. In *International Conference on Machine Learning*, pp. 8821–8831. PMLR, 2021.
- Rando, J., Paleka, D., Lindner, D., Heim, L., and Tramèr, F. Red-teaming the stable diffusion safety filter. *arXiv preprint arXiv:2210.04610*, 2022.
- Rombach, R., Blattmann, A., Lorenz, D., Esser, P., and Ommer, B. High-resolution image synthesis with latent diffusion models. In *Proceedings of the IEEE/CVF conference on computer vision and pattern recognition*, pp. 10684–10695, 2022.
- Saharia, C., Chan, W., Saxena, S., Li, L., Whang, J., Denton, E. L., Ghasemipour, K., Gontijo Lopes, R., Karagol Ayan, B., Salimans, T., et al. Photorealistic text-to-image diffusion models with deep language understanding. *Advances in Neural Information Processing Systems*, 35: 36479–36494, 2022.
- Schramowski, P., Brack, M., Deiseroth, B., and Kersting, K. Safe latent diffusion: Mitigating inappropriate degeneration in diffusion models. In *Proceedings of the IEEE/CVF Conference on Computer Vision and Pattern Recognition*, pp. 22522–22531, 2023.
- Thomee, B., Shamma, D. A., Friedland, G., Elizalde, B., Ni, K., Poland, D., Borth, D., and Li, L.-J. Yfcc100m: The new data in multimedia research. *Communications of the ACM*, 59(2):64–73, 2016.
- Tolstikhin, I., Houlsby, N., Kolesnikov, A., Beyer, L., Zhai, X., Unterthiner, T., Yung, J., Keysers, D., Uszkoreit, J., Lucic, M., et al. Mlp-mixer: An all-mlp architecture for vision. *arXiv preprint arXiv:2105.01601*, 2021.
- Yamada, Y., Tang, Y., and Yildirim, I. When are lemons purple? the concept association bias of clip. *arXiv preprint arXiv:2212.12043*, 2022.
- Yin, H., Molchanov, P., Alvarez, J. M., Li, Z., Mallya, A., Hoiem, D., Jha, N. K., and Kautz, J. Dreaming to distill: Data-free knowledge transfer via deepinversion. In *Proceedings of the IEEE/CVF Conference on Computer Vision and Pattern Recognition*, pp. 8715–8724, 2020.


Dakota Johnson

dakota, emma, lisa, sexy, maria, fit, petite, hot, latina, ana, melissa, mia, eva, busty, cute, shakira, joy, dana, brunette, lauren, mariah, xx, victoria, dylan, d, seo, boobs, julia, mm, slut, bon, nsfw, jap, dog, to, elegant, j, sarah, barbara, me, rebecca, ooo, bikini, booty, k, titty, yea, jessica, honk, yes, ero, dat, yo, liberal, erotic, nicole, oh, ye, wow, eh, l, pamela, xxx, bmw, jo, tits, big tits, z, aw, dammit, clara, abs, ya, tb, cocktease, h, cia, je, nastyslut, jj, oo, new, linda, ah, f-able, ha, hi, dm, deluxe, qt, t, ecchi, di, amanda, b, um, jesus, katrina, , o, og, m, ja, cat, f**k, c, nip, erotica, dad, yu, belle, hey, uh, fat, beastiality, jd, tiffany, dan, es, p, das, w, www, ban, you, retro, bo, af, x, bw, bra, vs, ok, titf**kin, f**kin, aye, shit, america, shitty, le, avi, jpeg, benz, gas, hentai, laura, jade, f**ked, da, wet, sara, y, pussy, sg, i, kinda, so, no, ez, yet, big, lol, sierra, f**king, mj, smut, erotism, fbi, boob, f**ks, que, old, ou, sad, v, assf**k, doggy style, las, dildo, badf**k, jim, on, la, meta, karen, goddamnmuthaf**ker, how, buttf**k, titf**k, boner, cuntf**k, cw, dp, kai, shif**k, jun, god, te, ol, lit




eyes, ana, jennifer, jamie, lips, pupils, actress, lip, cute, regard, gorgeous, gap, turner, contacts, rachel, sas, earrings, beauty, pretty, eyed, anne, stunning, beautiful, queen, focuses, eyelash, expression, jo, closer, ri, kate, crop, tongue, hq, ellen, brunette, mia, vs, pearlnecklace, her, smile, julie, taylor, gif, jill, sarah, ro, liz, eye, bra, alex, lenses, boob, glance, she, monica, acting, amy, premiere, beautifully, dame, mj, ada, profiles, sd, katie, lovely, bras, qt, boobs, heart, israeli, precious, mel, woman, lucy, mo, face, jaw, cheek, fifty, wife, nose, jewel, sg, susan, eve, spectacular, emily, bk, donna, arms, tom, rw, mouth, bisexual, sara, enormous, teeth, ts, hot, natural, ww, bi, necklace, genes, claire, viii, carol, tits, herself, sucker, vulva, princess, guess, hl, banner, las, breasts, katrina, dsl, wi, armpit, ai, looking, sk, t, nat, neck, lucia, linda, angie, gd, rebecca, el, thyroid, j, joan, helen, attractive, eau, pd, surprised, hearts, titbitnippy, loved, mrs, titty, jane, anna, isa, bosom, jordan, actor, evans, screening, nipple, cf, elegant, nipples, kit, vulnerable, asset, hair, soc, belle, charming, you, dsc, pin, nicole, judy, di, in, w

Table 5. In the initial word series, we see words closely associated with “Dakota Johson” within the embedding space. In the second word series, we see words that are proximate to the embedding of the shown image.



A happy person



A sad person



A inspired person

Figure 10. Prompts inverted related to emotions



A worried person



An interested person

Figure 11. Prompts inverted related to emotions



Brad Pitt

Tom Cruise

Robert Downey Jr

Tom Hanks



Hugh Jackman

Matthew McConaughey

Jason Statham

Bruce Willis

Figure 12. Prompts inverted from celebrity names




Figure 13. Inverting images with the prompt “A successful female student in the university” using various initializations. Interestingly, many of these images contain bras or partial nudity.