

# SCIASSESS: BENCHMARKING LLM PROFICIENCY IN SCIENTIFIC LITERATURE ANALYSIS

Hengxing Cai<sup>1\*</sup>, Xiaochen Cai<sup>1\*</sup>, Junhan Chang<sup>1\*</sup>, Sihang Li<sup>1\*</sup>, Lin Yao<sup>1</sup>, Changxin Wang<sup>1</sup>, Zhifeng Gao<sup>1</sup>, Hongshuai Wang<sup>1</sup>, Yongge Li<sup>1</sup>, Mujie Lin<sup>1</sup>, Shuwen Yang<sup>1</sup>, Jiankun Wang<sup>1</sup>, Mingjun Xu<sup>1</sup>, Jin Huang<sup>1</sup>, Fang Xi<sup>1</sup>, Jiayi Zhuang<sup>1</sup>, Yuqi Yin<sup>1</sup>, Yaqi Li<sup>1</sup>, Changhong Chen<sup>1</sup>, Zheng Cheng<sup>2</sup>, Zifeng Zhao<sup>2</sup>, Linfeng Zhang<sup>1,2</sup> and Guolin Ke<sup>1</sup>

<sup>1</sup>DP Technology <sup>2</sup>AI for Science Institute, Beijing

{caihengxing, caixiaochen, changjh, lisihang, yaol, wangchangxin, gaozf, wanghongshuai, liyongge, linmujie, yangsw, wangjiankun, xumj, huangjin, fangxi, zhuangjiayi, yinyuqi, liyq, chenchanghong, zhanglf, kegl}@dp.tech  
{chengz, zhaozf}@aisi.ac.cn

## ABSTRACT

Recent breakthroughs in Large Language Models (LLMs) have revolutionized natural language understanding and generation, sparking significant interest in applying them to scientific literature analysis. However, existing benchmarks fail to adequately evaluate the proficiency of LLMs in this domain, particularly in scenarios requiring higher-level abilities beyond mere memorization and the handling of multimodal data. In response to this gap, we introduce SciAssess, a benchmark specifically designed for the comprehensive evaluation of LLMs in scientific literature analysis. SciAssess aims to thoroughly assess the efficacy of LLMs by focusing on their capabilities in Memorization (L1), Comprehension (L2), and Analysis & Reasoning (L3). It encompasses a variety of tasks drawn from diverse scientific fields, including fundamental science, alloy materials, biomedicine, drug discovery, and organic materials. To ensure the reliability of SciAssess, rigorous quality control measures have been implemented, ensuring accuracy, anonymization, and compliance with copyright standards. SciAssess evaluates 11 LLMs, including GPT, Claude, and Gemini, highlighting their strengths and areas for improvement. This evaluation supports the ongoing development of LLM applications in the analysis of scientific literature. SciAssess and its resources are available at <https://sci-assess.github.io/>.

## 1 Introduction

Recent advances in Large Language Models (LLMs), such as GPT-4 [1], Gemini [2], and Llama [3], have attracted considerable attention due to their profound capabilities in natural language understanding and generation [4]. Evaluating these models is crucial for exploring their capability boundaries and limitations, thereby driving technological advancements. In response, a variety of benchmarks tailored for LLMs have been proposed for extensive evaluation, covering a wide range of skills [5, 6] and diverse tasks [7, 8].

Despite LLMs not yet fully replacing scientific researchers in generating creative discoveries, they have demonstrated substantial potential in enhancing researchers' efficiency in scientific literature analysis [9]. Specific applications such as automatic literature summarization and knowledge extraction have seen practical

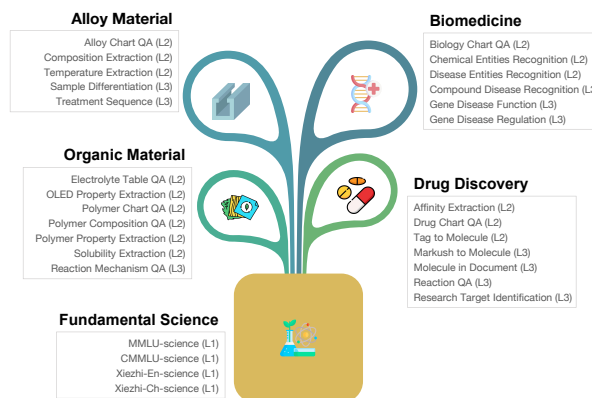


Figure 1: Overview of SciAssess. It spans over 5 sub-domains and encompasses 29 tasks.

\*Equal Contribution

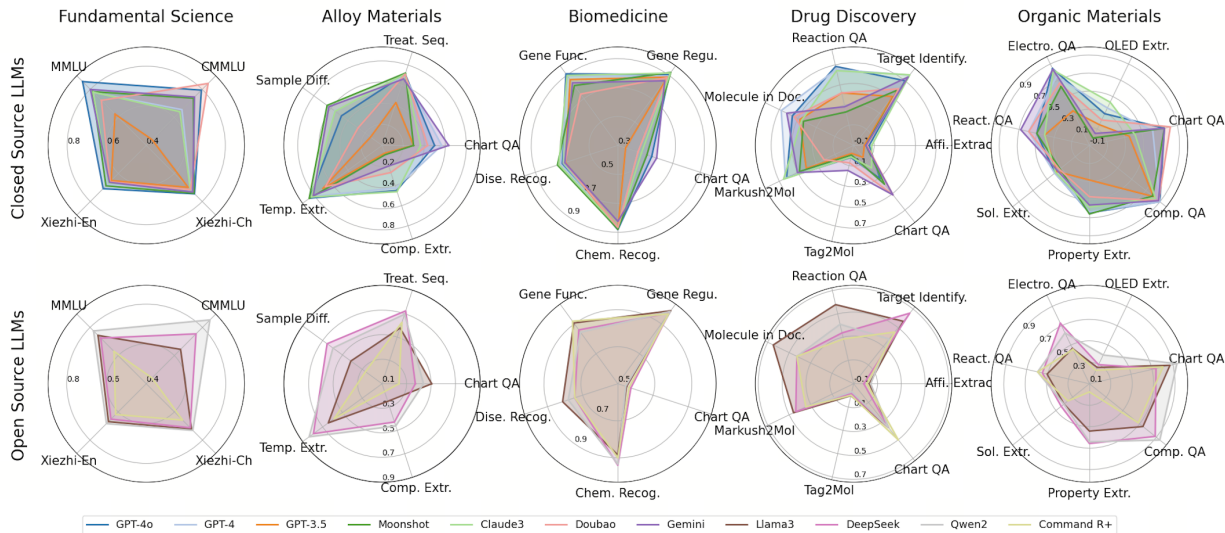


Figure 2: Performance overview of leading open and closed source LLMs on SciAssess. Each column represents a scientific domain. LLMs are evaluated on multiple tasks within each domain, with task details provided in Table 1. For closed source LLMs (first row), GPT-4o and GPT-4 are the leading models. For open source LLMs (second row), Llama3 and Qwen2 emerge as the top models.

deployments, significantly boosting researchers’ productivity and expanding the range of literature that can be effectively utilized [10]. Inspired by Bloom’s Taxonomy [11], we systemize the requirements for scientific literature analysis assistants into three progressive levels: (1) **Memorization (L1)**: Establishing an extensive foundational knowledge base to accurately address common factual questions in various scientific domains; (2) **Comprehension (L2)**: Identifying, extracting, and understanding the core content of provided documents; and (3) **Analysis & Reasoning (L3)**: Integrating extracted information with the existing knowledge base to perform logical reasoning and analysis.

Existing comprehensive LLMs benchmarks such as MMLU [12], CMMLU [13], and Xiezhi [14], include some tasks related to scientific data. However, these sub-tasks have two limitations: (1) the tasks mostly focus on Memorization, neglecting higher-level abilities such as L2 and L3; (2) these tasks lack the evaluation of various multi-modal inputs (*e.g.*, charts, molecular structures, and tables), which are of significant presence in scientific literature.

In light of these existing limitations, we introduce **SciAssess** (*cf.* Figure 1) – a new benchmark specifically designed for scientific literature analysis. SciAssess not only broadens the evaluation scope to encompass a wider range of LLM capabilities but also extends beyond text to include the extraction and interpretation of multimodal content. Moreover, meticulous design is essential to creating evaluations that yield deep insights, ensure fairness across different LLMs, and provide high utility for stakeholders interested in selecting and optimizing LLMs. Consequently, the design of SciAssess is founded on three critical considerations:

- **Model Ability.** A benchmark must clearly delineate the desired capabilities and model the intrinsic relationships among them, facilitating a diagnostic understanding of how these abilities can be acquired and enhanced. Thus, SciAssess evaluates across three progressive levels (*i.e.*, Memorization (L1), Comprehension (L2), and Analysis & Reasoning (L3)) and five modalities (*i.e.*, texts, charts, chemical reactions, molecular structures, and tables). Consequently, SciAssess yields nuanced and informative evaluation outcomes, pinpointing specific aspects where the examined models may fall short.
- **Scope & Task.** Benchmarks should encompass a broad array of scientific domains to ensure comprehensive representation of disciplines. Within each domain, the selected tasks must authentically represent the typical challenges and scenarios characteristic of that field. To meet this challenge, SciAssess spans over 5 sub-domains (*i.e.*, fundamental science, alloy materials, biomedicine, drug discovery, and organic materials) and encompasses 29 tasks, each carefully suggested or designed by domain practitioners according to their professional experience.
- **Scale & Quality Control.** The scale and quality of the benchmark dataset must be impeccable to serve as a dependable basis for deriving accurate, actionable, and applicable insights. SciAssess contains 14,721 questions in total to ensure adequate scale. Each question is transformed from existing datasets or manually curated by domain experts hired by us. Subsequently, rigorous expert cross-validation is performed to ensure correctness and reliability. Additionally,

Table 1: Statistics of the SciAssess benchmark. SciAssess comprises 14,721 questions across 29 tasks in five sub-domains. Tasks are categorized into three ability levels: Memorization (L1), Comprehension (L2), and Analysis & Reasoning (L3). The context column denotes whether the task is based on given context from academic papers. Tasks that are gray are transformed from existing public datasets, while others are original, *i.e.*, curated by domain experts hired by us.

Domain	Task	Ability	# Questions	Context	Question Type	Metric	Modality
Fundamental Science	MMLU (science)	L1	2,091		Multiple Choice	Accuracy	Text only
	CMMLU (science)	L1	1,700		Multiple Choice	Accuracy	Text only
	Xiezhi-Ch (science)	L1	2,882		Multiple Choice	Accuracy	Text only
	Xiezhi-En (science)	L1	2,882		Multiple Choice	Accuracy	Text only
Alloy Materials	Alloy Chart QA	L2	15	✓	Multiple Choice	Accuracy	Chart
	Composition Extraction	L2	244	✓	Table Extraction	Table Accuracy	Table
	Temperature Extraction	L2	207	✓	Multiple Choice	Accuracy	Text only
	Sample Differentiation	L3	237	✓	Multiple Choice	Accuracy	Text only
	Treatment Sequence	L3	102	✓	True/False	Accuracy	Text only
Biomedicine	Biology Chart QA	L2	99	✓	Multiple Choice	Accuracy	Chart
	Chemical Entities Recognition	L2	997		Text Extraction	Recall	Text only
	Disease Entities Recognition	L2	997		Text Extraction	Recall	Text only
	Compound Disease Recognition	L3	997		Text Extraction	Recall	Text only
	Gene Disease Function	L3	236		Text Extraction	Recall	Text only
	Gene Disease Regulation	L3	240		Text Extraction	Recall	Text only
Drug Discovery	Affinity Extraction	L2	40	✓	Table Extraction	Table Accuracy	Mol., Table
	Drug Chart QA	L2	15	✓	Multiple Choice	Accuracy	Chart
	Tag to Molecule	L2	50	✓	Molecule Generation	Mol. Similarity	Mol.
	Markush to Molecule	L3	37		Molecule Generation	Mol. Similarity	Mol.
	Molecule in Document	L3	50	✓	True/False	Accuracy	Mol.
	Reaction QA	L3	95	✓	Multiple Choice	Accuracy	Reaction
	Drug Target Identification	L3	40	✓	Text Extraction	Recall	Text only
Organic Materials	Electrolyte Table QA	L2	100	✓	Multiple Choice	Accuracy	Table
	OLED Property Extraction	L2	13	✓	Table Extraction	Table Accuracy	Mol., Table
	Polymer Chart QA	L2	15	✓	Multiple Choice	Accuracy	Chart
	Polymer Composition QA	L2	109	✓	Multiple Choice	Accuracy	Text only
	Polymer Property Extraction	L2	109	✓	Table Extraction	Table Accuracy	Table
	Solubility Extraction	L2	100	✓	Table Extraction	Table Accuracy	Table
Reaction Mechanism QA	L3	22	✓	Multiple Choice	Accuracy	Reaction	

meticulous screening is conducted to remove or anonymize sensitive information, thus protecting privacy and security. These measures guarantee compliance with copyright laws, upholding SciAssess’s legal and ethical integrity.

Overall, SciAssess aims to reveal the performance of LLMs as a scientific literature analysis assistant, thereby identifying both their strength and weaknesses. Following this, our objective is to promote the evolution of LLMs, ensuring they are not only better skilled at navigating scientific literature but also more capable of aiding the progress of research in diverse scientific fields. The insights gained from SciAssess could hopefully catalyze further enhancing the capabilities of LLMs in scientific literature analysis, ultimately contributing to the acceleration of scientific discovery and innovation.

## 2 Benchmark Dataset

We begin by outlining the ability assessment framework in Section 2.1, which serves as the backbone of our evaluation framework. Moving forward, we provide detailed description of evaluation scopes and tasks in Section 2.2. Lastly, we present the quality control measures implemented to ensure the integrity and reliability in Section 2.3.

### 2.1 Ability Assessment Framework

Guided by the widely accepted cognitive learning processes outlined in Bloom’s Taxonomy [11], we propose that the evaluation of LLMs in scientific literature analysis should be classified into three core levels:

- **Memorization (L1)** refers to the model’s extensive knowledge base, which allows it to accurately answer common factual questions in science autonomously.
- **Comprehension (L2)** is the ability to precisely identify and extract key information and facts within a given text, and to comprehend them.
- **Analysis & Reasoning (L3)** demonstrate the model’s advanced capability to amalgamate extracted information with its existing knowledge base for logical reasoning and analysis, leading to well-founded conclusions or predictions.

Inspecting existing LLM benchmarks [12, 13, 14] in science field through three-level ability assessment framework, we find that they mostly focus on Memorization (L1) – the foundational knowledge base for scientific facts – while overlooking the higher-level abilities of Comprehension (L2) and Analysis & Reasoning (L3).

Given the significant potential of leveraging LLMs as scientific literature analysis assistants to boost scientific discovery, we propose SciAssess as a more comprehensive benchmark, in terms of tasks, scopes, and modalities.

## 2.2 Scope & Task

After categorizing the ability of LLMs into three levels, we proceed to introduce how we choose the tasks in SciAssess. As mentioned above, Memorization (L1), being the extensive foundation for other higher-level abilities, should encompass as large a knowledge base as possible. Therefore, SciAssess initially includes factual questions covering fundamental science subjects, such as chemistry, biology, *etc.*. For the evaluation of Comprehension (L2) and Analysis & Reasoning (L3), we focus on vertical domains such as materials and biomedicine. The reason is that solving tasks in these domains require finer-grained abilities, such as understanding *tables* and *molecular structures*. For instance, crucial composition information in alloy material literature is often found in *tables*, whereas key information extraction in drug discovery necessitates the accurate recognition of *molecular structures*. Thus, we further include four vertical domains: alloy materials, biomedicine, drug discovery, and organic materials, as shown in Figure 1. This categorization ensures that the evaluation framework captures the unique challenges and requirements of each specific field.

SciAssess, as presented in Table 1, comprises 14,721 questions across 29 tasks in five practical scientific disciplines, encompassing three ability levels: Memorization (L1), Comprehension (L2), and Analysis & Reasoning (L3). This ensures a comprehensive evaluation of LLMs in scientific literature analysis. Of these tasks, 19 out of 29 are based on contexts from academic papers, specifically designed to assess the models’ ability to analyze scientific literature. We show the token lengths (in GPT-4 tokenizer) of questions and answers for each task in Figure 3. SciAssess also includes five types of questions (*i.e.*, True/False questions, Multiple-Choice questions, Table Extraction, Text Extraction, and Molecule Generation) with four metrics (*i.e.*, accuracy, table accuracy, recall, molecule similarity). For an in-depth understanding of these question types and metrics, including detailed descriptions and concrete examples, please refer to Appendix A. We also provide prompt template and specific prompt for each task in Appendix B and C, respectively.

### 2.2.1 Fundamental Science

Aiming to evaluate foundational knowledge – the basis of literature analysis, fundamental science should encompass as large a knowledge base as possible. Several widely-adopted benchmarks could be leveraged to evaluate LLMs’ awareness of commonsense facts across various domains. Specifically, **MMLU** [12] consists of 57 tasks on various subjects, each containing multiple-choice questions that test domain-specific facts. **CMMLU** [13] is a comprehensive Chinese benchmark that covers a wide range of 67 subjects. **Xiezhi** [14] is a Chinese-English bilingual benchmark with 249,587 multiple-choice questions spanning 516 diverse disciplines. To evaluate LLMs’ capabilities in fundamental science, we filter out the STEM subsets, excluding mathematics, from these benchmarks and adapt them into a unified multi-choice template. This ensures a robust assessment of the models’ foundational knowledge, which is crucial for their performance in scientific literature analysis.

### 2.2.2 Alloy Materials

Alloy materials are composed of two or more metal elements mixed in specific proportions to exhibit metal-like characteristics. These materials are extensively used in aerospace, automobile manufacturing, construction, and other industries. By adjusting their composition and preparation processes, alloy materials can be tailored to meet specific properties and requirements [15]. Thus, accurately extracting alloy composition and process parameters from literature is crucial for effective alloy design.

In this domain, we evaluate the capabilities of LLMs in extracting key information for alloy design. We have devised a comprehensive set of tasks related to literature research, which include extracting alloy composition, extracting process

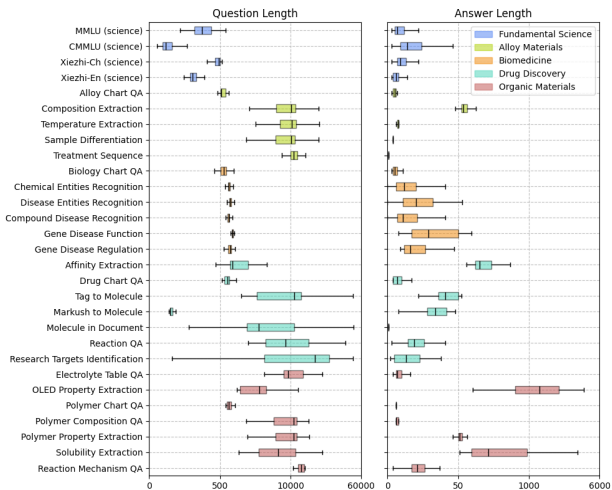


Figure 3: Distribution of token length for questions and answers in each task.

values, determining process sequences, and differentiating between samples. The standard answers for all tasks have been manually extracted from literature across various journals and subsequently verified by an independent expert.

**Alloy Chart QA** The processing steps and properties of alloy materials are often presented in charts, such as those comparing the performance of multiple alloys or illustrating how elongation changes with composition. Therefore, extracting information from these charts and integrating it with textual information is crucial. To further evaluate the retrieval capability of models regarding alloy chart information, we have designed multiple-choice questions involving alloy composition, processing techniques, and properties.

**Composition Extraction** Extracting alloy composition information from an article's text or tables and unifying it into a structured format helps researchers utilize historical data more effectively and provides valuable guidance for subsequent designs. This comprehensive task evaluates LLMs' ability to extract alloy compositions (including all element contents) from text and tables. Typically, alloy element content is found in two cases: (1) the element content is stored in a table, and (2) the element content is implicitly indicated by the alloy name, such as 'Fe30Co20Ni50', which represents an atomic ratio of 30% Fe, 20% Co, and 50% Ni. The objective of this task is to comprehensively extract this information and organize it into a digestible table. The metric is to calculate the matching score between the standard answer table and the extraction result table. This task showcases the LLM's comprehension ability to integrate, extract, and structure multi-modal information [16].

**Temperature Extraction** The properties of an alloy are determined by its composition and the processes it undergoes, including processing and heat treatment. Therefore, extracting heat treatment values is critical. This task aims to determine the maximum temperature value for the heat treatment of the alloy. To ensure easy statistical analysis, questions are designed as multiple-choice.

**Sample Differentiation** Alloys with the same composition but treated by different processes are considered different samples because they exhibit different properties. Therefore, distinguishing between different samples and understanding the differences in their processes is essential. This multiple-choice question task is designed to comprehensively judge the number of different alloy samples proposed or studied by the authors. It assesses the LLMs' analysis and reasoning abilities regarding alloy distinctions from text.

**Treatment Sequence** Each alloy treatment process has a clear sequence requirement, so it is necessary to ensure that the extracted heat treatment process sequence is consistent with the experimental sequence. For example, after solution treatment, a sample is further aged to ensure the release of internal stresses. This task aims to objectively analyze and evaluate the sequential relationship between two heat treatments and provide True/False answers. Additionally, if a specific heat treatment name does not exist in the paper, it should be considered False. This task assesses the LLM's comprehension ability to judge treatment order from the text.

### 2.2.3 Biomedicine

Biomedical literature encompasses a wealth of specialized terminology and complex concepts, as well as a significant amount of non-textual information such as tables and figures. Effectively extracting and integrating these elements presents a crucial challenge. Given that tasks in the biomedical domain typically require precise identification and understanding of intricate biological entities, processes, and relationships, we have selected a set of representative tasks, including the recognition of specialized terminology, the comprehension of chart information, and the extraction of entity relationships, to evaluate the performance of LLMs in the biomedical field.

**Biology ChartQA** The analysis and understanding of biological properties, compositions, and processing techniques are critical for the discovery and development in life sciences. Often, this information is presented in charts, making it essential to extract and integrate such information with textual data. To assess the retrieval capabilities of models in the context of biological chart information, we have designed multiple-choice questions.

**Chemical Entities Recognition** This task involves recognizing chemical entity names using data from B5CDR [17] and additional expert-annotated data. It evaluates the performance of LLMs in identifying complex drug names.

**Disease Entities Recognition** Similarly, this task involves recognizing disease entity names using data from [17] and additional expert-annotated data, evaluating the performance of LLMs in identifying specialized disease names.

**Compound Disease Recognition** Proposed in B5CDR [17], this task evaluates the capability of LLMs to identify and understand associations between compounds and diseases.

**Gene Disease Function & Gene Disease Regulation** The Gene Disease Text Mining task focuses on "Gene-Disease" association semantics text mining. It evaluates the ability of models to extract and understand relationships between genes and diseases from scientific literature, with a focus on identifying gene and disease entities [18].



## 2.2.4 Drug Discovery

Drug discovery focuses on developing new therapeutics. Leveraging advanced intelligent tools, especially LLMs, can significantly enhance the efficiency and effectiveness of discovering and developing new drugs. These models are adept at parsing and analyzing complex data from diverse sources, including scientific texts and databases.

In this section, we examine LLMs in drug discovery, setting out a series of tasks designed to evaluate their ability to extract and process key information from literature related to pharmacology and molecular biology. These tasks aim to demonstrate how LLMs can be instrumental in identifying and understanding drug properties, interactions, and targets.

**Affinity Extraction** This task evaluates the LLM’s ability to extract an affinity table containing molecules’ tags, SMILES, and their affinities to different targets in bioassays. It tests several key capabilities of LLMs, including understanding complex and domain-specific language, as well as molecules and tables. Affinity data extraction requires not just surface-level text processing but also a deeper analysis to match different modalities.

**Drug ChartQA** The analysis of drug properties, compositions, and processing techniques is critical for drug discovery and development. Often, this information is presented in charts, making it essential to extract and integrate such information with textual data. To further assess the retrieval capabilities of models in the context of drug chart information, we have designed multiple-choice questions focusing on drug composition, processing methods, and properties.

**Tag to Molecule** This task evaluates the model’s ability to find the correct SMILES given its tag in a document. Typically, a molecule is shown with an chart of its structure and a tag below it. The LLM should recognize both the structure and the tag and understand their connection.

**Markush to Molecule** This task evaluates the model’s ability to obtain the correct SMILES given a Markush formula (in CXSMILES pattern) and its substituents.

**Molecule in Document** This task evaluates the model’s ability to determine whether a molecule (represented by SMILES) is mentioned in a document. The LLM should recognize all Markush formulas and their substituents, and then judge whether the required molecule is covered.

**Reaction QA** Organic and bio-catalyzed synthetic reactions are vital for the manufacture of drug-like molecules. Therefore, we designed a complex task to test the model’s capability in extracting information from schematic diagrams and texts of chemical reactions. The model is required to understand the charts specified in the articles and select the correct answer from the provided multiple-choice descriptions.

**Drug Target Extraction** This task evaluates the model’s ability to find all related targets (proteins or cell lines) of the bioassays given a document.

## 2.2.5 Organic Materials

Organic materials, derived from carbon-based molecules or polymers, exhibit distinct functionalities advantageous across a spectrum of applications. Distinguished from their inorganic counterparts by their modifiable properties and adaptability, these materials are vital in applications such as electronics, photonics, sensing, and energy. They leverage the vast potential of organic chemistry for technological advancements. In this section, our primary focus lies on two subfields within organic functional materials: organic electrolytes and polymer materials.

**Electrolyte Table QA** The composition and properties of organic electrolytes are crucial for battery performance, stability, and safety. To evaluate the model’s retrieval capabilities regarding electrolyte information, we posed multiple-choice questions about the components of solution systems and the dissolution reactions, focusing on their physical and chemical properties as presented in the tables within the articles.

**OLED Property Extraction** This task evaluates the LLM’s ability to extract information about OLED molecules and their optical properties. It tests several key capabilities, including their understanding of complex and domain-specific language and their ability to interpret and extract data from tables.

**Polymer Chart QA** The processing steps and properties of polymer materials are often represented through charts. Extracting information from these charts and integrating it with textual data is crucial. To further assess the retrieval capabilities of models concerning polymer chart information, we designed multiple-choice questions involving polymer composition, processing techniques, and properties.

**Polymer Composition Extraction** This task involves extracting the blend ratio of donor to acceptor in the most efficient solar cell from the text of scientific literature.

**Polymer Property Extraction** This task focuses on extracting vital values such as power conversion efficiency (PCE) and open-circuit voltage ( $V_{OC}$ ) from tables within the literature.

**Solubility Extraction** Organic electrolytes, extensively used in battery technologies, comprise organic solvents, lithium salts, and additives. Understanding solubility in organic electrolytes is crucial as it impacts the efficiency of electrolytic processes, product selectivity, and equipment design. This task evaluates the LLM’s capability in retrieving solubility-related tables. Papers typically select data from various aspects to describe the system, making it challenging to combine multiple tables for fuzzy matching. Therefore, we focus on examining the LLM’s semantic understanding ability, enabling the model to select the most relevant and comprehensive table related to “solubility” from numerous alternatives and convert it into the specified format.

**Reaction Mechanism QA** Investigating electrolyte reactions helps improve the solid electrolyte interphase (SEI) layer, which directly affects battery performance and lifespan. Studies in this area lead to the development of advanced electrolytes that enhance a robust SEI, resulting in more efficient and durable batteries. We design a complex task to test the capability of extracting information from schematic diagrams of chemical reaction mechanisms. LLM is required to understand the specified reaction diagram and select the correct answer from the provided multiple choices.

### 2.3 Data Quality, Privacy, and Copyright Compliance

To safeguard the quality and ethical standards, meticulous steps were undertaken in its preparation and validation:

- **Expert Validation:** Each original data point (as indicated by black tasks in Table 1) is independently labeled by two annotators who are domain experts in the relevant fields. If their labels agree, the label is accepted; if not, they engage in a discussion to determine the final label.
- **Screening and Anonymization:** Our annotators were instructed not to use any data samples containing sensitive information when building the benchmark. For example, data samples including personal health information or specific drug details were carefully reviewed. If such sensitive information was identified, it was either anonymized by removing personal identifiers or replacing specific details with general terms, or the entire sample was excluded from the benchmark.
- **Copyright Compliance:** Our benchmark includes two types of data: some are adopted from existing benchmarks, and others are constructed from scratch by our team. For the data adopted from existing benchmarks, we provide the corresponding sources. For the data we created, we have obtained the necessary copyrights for the files used. To ensure full compliance with copyright laws, our repository only provides the Digital Object Identifier (DOI) for papers or patent number, and does not distribute the actual documents.

## 3 Experiment

### 3.1 Experiment Setup

**Baseline LLMs.** To measure how state-of-the-art LLMs perform on SciAssess, we benchmark extensively:

- For closed-source LLMs, we test GPT-4o<sup>2</sup>, GPT-4 [1], GPT-3.5<sup>3</sup>, Gemini-1.5-Pro [2], Claude 3 Opus<sup>4</sup>, Moonshot-v1<sup>5</sup> and Doubao<sup>6</sup>.
- For open-source LLMs, we test Llama-3-70B<sup>7</sup>, DeepSeek-v2 [19], Qwen-2 [20] and Command R+<sup>8</sup>.

Briefs about all models are provided in Appendix D.1.

**Metrics.** We choose the following metrics for each question type:

- True/False & Multiple Choice: accuracy.
- Table Extraction question: table recall, which is the recall rate for each value in the table.

---

<sup>2</sup><https://openai.com/index/hello-gpt-4o/>

<sup>3</sup><https://openai.com/blog/chatgpt>

<sup>4</sup><https://www.anthropic.com/news/claude-3-family>

<sup>5</sup><https://platform.moonshot.cn/docs/intro>

<sup>6</sup><https://www.volcengine.com/product/doubao>

<sup>7</sup><https://ai.meta.com/blog/meta-llama-3/>

<sup>8</sup><https://docs.cohere.com/docs/command-r-plus>

Table 2: Performance Comparison of LLMs Across Various Scientific Domains. Orange and green indicate the best in closed and open source LLMs, respectively.

Domain	Task	ICL	GPT-4o	GPT-4	GPT-3.5	Moonshot	Claude3	Doubao	Gemini	Llama3	DeepSeek	Qwen2	Command R+
Fundamental Science	MMLU (science)	0-shot	0.839	0.783	0.629	0.774	0.795	0.720	0.799	0.766	0.737	0.782	0.647
		3-shot	0.846	0.769	0.614	0.774	0.771	0.712	0.790	0.757	0.738	0.789	0.643
	CMMLU (science)	0-shot	0.785	0.644	0.438	0.723	0.643	0.841	0.731	0.651	0.769	0.870	0.448
		3-shot	0.785	0.646	0.432	0.728	0.631	0.833	0.736	0.658	0.768	0.867	0.455
	Xiezhi-Ch (science)	0-shot	0.736	0.724	0.696	0.734	0.731	0.720	0.716	0.731	0.748	0.746	0.683
		3-shot	0.736	0.708	0.690	0.732	0.706	0.706	0.723	0.736	0.726	0.745	0.672
	Xiezhi-En (science)	0-shot	0.701	0.683	0.644	0.677	0.673	0.667	0.652	0.687	0.685	0.692	0.634
		3-shot	0.699	0.670	0.641	0.679	0.658	0.654	0.654	0.683	0.665	0.697	0.632
Alloy Materials	Alloy Chart QA	0-shot	0.533	0.600	0.333	0.333	0.400	0.467	0.667	0.467	0.333	0.400	0.200
	Composition Extraction	0-shot	0.484	0.458	0.112	0.127	0.495	0.304	0.239	0.212	0.389	0.423	0.128
	Temperature Extraction	0-shot	0.884	0.855	0.729	0.889	0.865	0.700	0.841	0.604	0.754	0.797	0.546
	Sample Differentiation	0-shot	0.511	0.591	0.169	0.679	0.586	0.316	0.658	0.376	0.616	0.557	0.228
	Treatment Sequence	0-shot	0.745	0.725	0.461	0.755	0.745	0.745	0.696	0.539	0.686	0.657	0.588
Biomedicine	Biology Chart QA	0-shot	0.580	0.480	0.390	0.545	0.505	0.480	0.616	0.520	0.545	0.515	0.535
	Chemical Entities Recognition	0-shot	0.454	0.665	0.540	0.201	0.844	0.911	0.678	0.400	0.536	0.832	0.850
		3-shot	0.916	0.898	0.912	0.912	0.898	0.900	0.858	0.855	0.911	0.905	0.871
	Disease Entities Recognition	0-shot	0.279	0.765	0.153	0.000	0.653	0.675	0.437	0.526	0.331	0.722	0.258
		3-shot	0.822	0.849	0.879	0.785	0.782	0.811	0.807	0.787	0.825	0.826	0.647
	Compound Disease Recognition	0-shot	0.755	0.786	0.733	0.770	0.788	0.771	0.733	0.794	0.757	0.794	0.764
		3-shot	0.743	0.750	0.715	0.773	0.763	0.719	0.719	0.785	0.716	0.753	0.715
	Gene Disease Function	0-shot	0.931	0.974	0.864	0.771	0.944	0.779	0.954	0.996	0.819	0.930	0.884
		3-shot	0.945	0.927	0.896	0.845	0.931	0.772	0.868	0.876	0.830	0.814	0.888
	Gene Disease Regulation	0-shot	0.949	0.914	0.832	0.944	0.939	0.910	0.856	0.971	0.952	0.963	0.936
3-shot		0.939	0.926	0.917	0.957	0.951	0.912	0.886	0.958	0.943	0.953	0.936	
Drug Discovery	Affinity Extraction	0-shot	0.072	0.042	0.025	0.040	0.097	0.050	0.040	0.064	0.017	0.075	0.043
	Drug Chart QA	0-shot	0.333	0.400	0.067	0.400	0.200	0.533	0.533	0.400	0.400	0.400	0.533
	Tag to Molecule	0-shot	0.040	0.022	0.000	0.016	0.035	0.094	0.169	0.034	0.014	0.000	0.031
	Markush to Molecule	0-shot	0.634	0.632	0.429	0.462	0.644	0.217	0.218	0.478	0.543	0.358	0.332
		3-shot	0.642	0.654	0.431	0.504	0.675	0.239	0.526	0.491	0.470	0.379	0.376
	Molecule in Document	0-shot	0.580	0.700	0.500	0.460	0.480	0.560	0.640	0.680	0.460	0.460	0.460
	Reaction QA	0-shot	0.705	0.674	0.442	0.253	0.663	0.442	0.305	0.611	0.368	0.442	0.316
Drug Target Identification	0-shot	0.721	0.791	0.526	0.607	0.794	0.622	0.768	0.600	0.687	0.410	0.485	
Organic Materials	Electrolyte Table QA	0-shot	0.940	0.790	0.370	0.670	0.870	0.710	0.880	0.460	0.720	0.620	0.450
	OLED Property Extraction	0-shot	0.336	0.406	0.201	0.037	0.477	0.259	0.093	0.263	0.292	0.392	0.234
	Polymer Chart QA	0-shot	0.800	0.667	0.400	0.800	0.467	0.867	0.800	0.867	0.733	0.933	0.800
	Polymer Composition QA	0-shot	0.945	0.945	0.853	0.844	0.881	0.927	0.927	0.734	0.881	0.936	0.679
	Polymer Property Extraction	0-shot	0.692	0.681	0.329	0.705	0.629	0.514	0.606	0.536	0.652	0.636	0.171
	Solubility Extraction	0-shot	0.479	0.440	0.410	0.363	0.426	0.371	0.397	0.399	0.432	0.400	0.351
Reaction Mechanism QA	0-shot	0.545	0.636	0.455	0.545	0.455	0.636	0.727	0.500	0.545	0.591	0.591	

- Text Extraction question: recall.
- Molecule Generation question: molecule similarity, which is measured by the Tanimoto similarity between two molecules’ Morgan fingerprints.

**Experiment Workflow.** For closed-source models, we utilize the official API calls provided by the model developers, while for open-source models, we obtain these models from HuggingFace [21], deploy them locally, and then perform the tests. For tasks requiring an article as context, the PDF content is converted to text and input into the LLM. If the LLM includes a built-in PDF parsing interface (e.g., Gemini and Moonshot), we simply use the interface; otherwise, we employ PyPDF2<sup>9</sup>, a widely-used open-source PDF parsing tool. Due to the input length limitations of the LLMs, tasks requiring the context of a PDF document are executed in a zero-shot manner. Tasks that do not require such context are evaluated using both zero-shot and few-shot methods.

### 3.2 Results and Analysis

In this section, we analyze the performance of LLMs across various scientific domains. The overall performance comparison of LLMs, as summarized in Table 2, reveals the distinct strengths and weaknesses of each model in science literature analysis.

#### 3.2.1 Performances of Different Ability Levels

Table 3 presents the performance of evaluated LLMs across three progressive ability levels: Memorization (L1), Comprehension (L2), and Analysis & Reasoning (L3). Tasks are further categorized according to their question types, with average results and rankings provided for each ability levels. We observe the following: (1) **Memorization (L1):** GPT-4o and Qwen 2 demonstrates the highest average accuracy of 0.77, indicating consistently superior performance in

<sup>9</sup><https://pypdf2.readthedocs.io/en/3.x/>



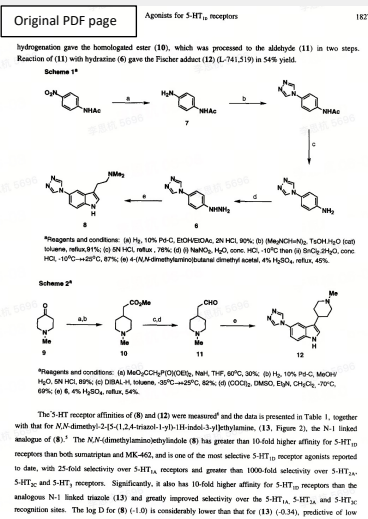
Table 3: Performances on Memorization (L1), Comprehension (L2), and Analysis &amp; Reasoning (L3) tasks. Orange and green indicate the best in closed and open source LLMs, respectively.

Ability Level	Question Type	Metric	GPT-4o	GPT-4	GPT-3.5	Moonshot	Claude3	Doubao	Gemini	Llama3	DeepSeek	Qwen2	Command R <sup>+</sup>
Memorization (L1)	Multiple Choice	Accuracy	0.77	0.70	0.59	0.73	0.69	0.73	0.73	0.71	0.72	0.77	0.60
	Average Rank		1.88	6.50	10.50	4.50	7.38	7.12	5.25	4.88	5.75	1.75	10.50
Comprehension (L2)	Molecule Generation	Mol Similarity	0.04	0.02	0.00	0.02	0.04	0.09	0.17	0.03	0.01	0.00	0.03
	Multiple Choice	Accuracy	0.78	0.72	0.51	0.68	0.66	0.69	0.79	0.61	0.66	0.70	0.54
	Table Extraction	Table Accuracy	0.41	0.41	0.22	0.25	0.42	0.30	0.28	0.29	0.36	0.39	0.19
	Text Extraction	Recall	0.87	0.87	0.90	0.85	0.84	0.86	0.83	0.82	0.87	0.87	0.76
	Average Rank		2.57	4.54	8.36	6.79	5.11	6.14	5.54	7.07	6.00	5.00	8.89
Analysis & Reasoning (L3)	Molecule Generation	Mol Similarity	0.64	0.65	0.43	0.50	0.68	0.24	0.53	0.49	0.47	0.38	0.38
	Multiple Choice	Accuracy	0.59	0.63	0.36	0.49	0.57	0.46	0.56	0.50	0.51	0.53	0.38
	Text Extraction	Recall	0.84	0.85	0.76	0.80	0.86	0.76	0.81	0.80	0.79	0.73	0.76
	True/False	Accuracy	0.66	0.71	0.48	0.61	0.61	0.65	0.67	0.61	0.57	0.56	0.52
	Average Rank		4.20	3.45	8.50	5.35	3.95	7.10	5.45	5.50	6.95	7.10	8.45

**Prompt**

You are an expert in the field of organic chemistry, who can help user get SMILES formula from documents. Give me only the answer without explanation. If you can't answer the completion, just reply "Unknown".

Original PDF page



What's the SMILES formula of molecule "12" ?

**Response (Similarity Score)**

**Ground Truth:**  
CN1CC(CCC1)C2=CNC3=C2C=C(C=C3)N4C=NN=C4

**GPT4o:**  
O=C(Cc1c2cc3c(ccc(c3)n2ncn1)N2CCN(CC2)C)N (0.27)

**GPT4:**  
C1CNCC(C1)C=CC(=O)Nc2c3c([nH]c2)c(cn3)Cn4ncnc4 (0.00)

**GPT3.5:**  
 Unknown (0.00)

**MoonShot:**  
CN1CCN(CC1)C2=CC3=C(C=C2)N=C4C=CC(=CC4=N3)C5=CC=C(C=C5)O (0.00)

**Claude:**  
CN1CCC(Cc2c([nH]c3ccc(-c4cncn4)cc23)CC1 (0.00)

**Doubao:**  
CCCC1CN(CC1)CC2=CNC3=CC(=C32)N4N=CC=N4 (0.19)

**Gemini:**  
CN1CCC(Cc2c([nH]c3c2CCN(C)C3)c1c#N (0.24)

**Llama3:**  
CCN(C1CCCCC1)CCc2c([nH]c3c2cc(cc3)[n]1nncn1 (0.51)

**DeepSeek:**  
C1CN(C1)C=O (0.00)

**Qwen1.5:**  
 The SMILES formula for molecule "12" is not directly provided in the text. However, based on the synthesis described, molecule "12" is derived from N-methyl-4-piperidone, and the synthesis route suggests it is an N,N-dimethylaminobutyl-substituted indole with a 1,2,4-triazole ring attached. Without the exact structure from the synthesis steps detailed, it's inferred but not explicitly given. For a precise SMILES, assuming a straightforward extension of the described methods, it might resemble a structure with a piperidine ring connected to an indole with a triazole at the indole's 5-position and an N,N-dimethylaminoethyl chain, but without a specific compound number or clear structure for "12" in the provided text, a definitive SMILES cannot be given without additional information. (0.00)

**Command R<sup>+</sup>:**  
C[C@@H](CN1C=CC2=C1C=CC(=C2)C(=NN3C(=O)C=C(C3=O)N)N)CCCN4COCOC4 (0.17)

Figure 4: Example of Tag to Molecule task.

memorization tasks. In contrast, GPT-3.5 shows the lowest performance with an accuracy of 0.59. (2) **Comprehension (L2):** GPT-4o excels in multiple-choice comprehension with an accuracy of 0.78 and maintains the top average rank of 2.57. Notably, the only molecule generation task at the L2 level, *Tag to Molecule*, reveals poor performance across all LLMs. As illustrated in Figure 4, current PDF parsing technologies, whether open-source like PyPDF or proprietary like Gemini or Moonshot, fail to effectively parse molecular structures in documents. Consequently, these technologies struggle with the *Tag to Molecule* task. We propose that a critical advancement for future LLM-based literature analysis tools is the integration of PDF parsing solutions capable of recognizing molecular structures. (3) **Analysis & Reasoning (L3):** The average rank reveals GPT-4, Claude3, GPT-4o and are the top performers with ranks of 3.45, 3.95, and 4.20, respectively.

Overall, GPT-4o consistently ranks high across all ability levels, particularly excelling in memorization tasks. GPT-4 and Claude3 also demonstrate strong overall performance, especially in comprehension and reasoning. GPT-3.5, despite being an earlier model, shows limitations compared to its successors. Command R<sup>+</sup>, while competitive in some areas, generally underperforms compared to other models.

Based on these observations, we suggest the following recommendations: (1) For tasks heavily reliant on memorization, GPT-4o and Qwen2 are recommended due to their high accuracy and ranking; (2) For comprehension tasks, particularly those involving complex data extraction and generation, GPT-4o is ideal choices. (3) For analysis and reasoning tasks, Claude3 and GPT-4 provide reliable performance and should be considered.

Table 4: Performances on multimodal contents. Orange and green indicate the best in closed and open source LLMs, respectively.

Modality	Question Type	Metric	GPT-4o	GPT-4	GPT-3.5	Moonshot	Claude3	Doubao	Gemini	Llama3	DeepSeek	Qwen2	Command R+
Text Only	Multiple Choice	Accuracy	0.77	0.74	0.59	0.76	0.73	0.69	0.76	0.65	0.74	0.77	0.55
	Text Extraction	Recall	0.85	0.86	0.81	0.81	0.85	0.79	0.82	0.81	0.82	0.78	0.76
	True/False	Accuracy	0.74	0.72	0.46	0.76	0.74	0.74	0.70	0.54	0.69	0.66	0.59
	Average Rank			3.14	4.86	8.29	4.32	5.32	7.18	6.00	6.61	5.89	4.71
Chart	Multiple Choice	Accuracy	0.56	0.54	0.30	0.52	0.39	0.59	0.65	0.56	0.50	0.56	0.52
	Average Rank			4.88	6.62	10.50	6.00	8.62	4.62	2.38	4.75	6.62	5.12
Chemical Reaction	Multiple Choice	Accuracy	0.62	0.66	0.45	0.40	0.56	0.54	0.52	0.56	0.46	0.52	0.45
	Average Rank			4.00	2.25	8.25	9.00	6.75	4.25	5.50	6.50	7.50	5.25
Molecular Structure	Molecule Generation	Mol Similarity	0.34	0.34	0.22	0.26	0.36	0.17	0.35	0.26	0.24	0.19	0.20
	Table Extraction	Table Accuracy	0.20	0.22	0.11	0.04	0.29	0.15	0.07	0.16	0.15	0.23	0.14
	True/False	Accuracy	0.58	0.70	0.50	0.46	0.48	0.56	0.64	0.68	0.46	0.46	0.46
	Average Rank			3.40	3.80	8.70	8.40	2.80	6.00	5.30	4.60	8.30	6.80
Table	Multiple Choice	Accuracy	0.89	0.79	0.37	0.67	0.87	0.71	0.88	0.46	0.72	0.62	0.45
	Table Extraction	Table Accuracy	0.40	0.41	0.22	0.25	0.42	0.30	0.28	0.29	0.36	0.39	0.19
	Average Rank			2.33	3.33	9.33	7.92	2.67	7.00	7.08	7.00	5.50	4.67

Table 5: Performance with and without contexts. Orange and green indicate the best in closed and open source LLMs, respectively.

Modality	Question Type	Metric	GPT-4o	GPT-4	GPT-3.5	Moonshot	Claude3	Doubao	Gemini	Llama3	DeepSeek	Qwen2	Command R+
W/o Context	Molecule Generation	Mol Similarity	0.64	0.65	0.43	0.50	0.68	0.24	0.53	0.49	0.47	0.38	0.38
	Multiple Choice	Accuracy	0.77	0.70	0.59	0.73	0.69	0.73	0.73	0.71	0.72	0.77	0.60
	Text Extraction	Recall	0.87	0.87	0.86	0.85	0.86	0.82	0.83	0.85	0.84	0.85	0.81
	Average Rank			2.95	5.35	7.70	4.65	5.70	8.00	6.75	5.25	6.10	4.10
With Context	Molecule Generation	Mol Similarity	0.04	0.02	0.00	0.02	0.04	0.09	0.17	0.03	0.01	0.00	0.03
	Multiple Choice	Accuracy	0.67	0.66	0.42	0.60	0.59	0.61	0.70	0.55	0.59	0.62	0.49
	Table Extraction	Table Accuracy	0.40	0.41	0.22	0.25	0.42	0.30	0.28	0.29	0.36	0.39	0.19
	Text Extraction	Recall	0.72	0.79	0.53	0.61	0.79	0.62	0.77	0.60	0.69	0.41	0.48
	True/False	Accuracy	0.66	0.71	0.48	0.61	0.61	0.65	0.67	0.61	0.57	0.56	0.52
	Average Rank			3.47	3.97	9.37	6.63	4.92	5.66	4.61	6.68	6.39	5.95

### 3.2.2 Performance on Multimodal Contents

Table 4 summarizes the performance of LLMs on multimodal content tasks, encompassing text-only, chart, molecular structure, chemical reaction, and table modalities. For each modality, performances are averaged over different question types. We observe the following: (1) **Text-only tasks:** GPT-4o achieves the highest accuracy for multiple-choice questions (0.77), leading to the best average rank (3.14). (2) **Chart tasks:** Gemini exhibit the highest accuracy (0.65), resulting in average ranks of 2.38. (3) **Chemical reaction tasks:** GPT-4 stands out with the best average rank (2.25), indicating high accuracy in multiple-choice questions (0.66). (3) **Molecule tasks:** Claude3 excels with average ranks of 2.80, particularly in molecule generation and table extraction tasks. (5) **Table tasks:** GPT-4o lead with the highest multiple-choice accuracy (0.89) and average rank of 2.33.

Overall, GPT-4o consistently ranks as a top performer across all modalities, particularly excelling in text-only and table tasks. GPT-4 and Claude3 also demonstrate strong performance, especially in molecular structure and chemical reaction tasks. Doubao and Gemini are competitive in specific modalities, such as chart tasks and molecule-related evaluations.

Based on these observations, we suggest the following recommendations: (1) For text-only tasks, GPT-4o and GPT-4 are highly recommended due to their superior accuracy and ranking. (2) For molecular structure and chemical reaction tasks, Claude3 and GPT-4 excel, making them suitable for such specialized applications. (3) For table tasks, Claude and GPT-4o are the preferred models, given their high accuracy in multiple-choice and table extraction tasks.

### 3.2.3 Performance w/ and w/o Contexts

Table 5 presents the performance of LLMs on different tasks with and without context. We observe the following: (1) GPT-4o consistently ranks highly both with and without context, demonstrating robustness across different modalities. (2) Gemini shows significant improvement with context, particularly in molecule generation and text extraction. This could be due to their proprietary PDF parsing technology being more advanced than the open-source PyPDF. (3) GPT-4 and Claude3 maintain strong performance, especially in context-dependent tasks. (4) GPT-3.5 and Command

R<sup>+</sup> generally underperform across both conditions, indicating a need for optimization and improvement for science literature analysis.

Based on these observations, we suggest the following: (1) For tasks **without contexts**, GPT-4o is recommended due to its superior performance and consistency. (2) For tasks **with contexts**, Gemini and GPT-4o are excellent choices.

## 4 Related Work

**General benchmarks for LLMs.** Large language models (LLMs) are evaluated across a variety of benchmarks to comprehensively assess their capabilities. Some benchmarks, such as MMLU [12], MMLU-pro [22], CMMLU [13], and Xiezhi [14], are instrumental in evaluating models’ world knowledge across diverse domains. For reasoning capabilities, benchmarks like GSM8k [23] and BBH [24] provide rigorous assessments of models’ problem-solving and logical reasoning skills. In the realm of programming, benchmarks such as HumanEval [25] and MBPP [26] serve as popular testbeds for evaluating models’ coding proficiency. Open-ended generation tasks, essential for measuring creative and coherent text production, are evaluated using benchmarks such as AlpacaEval [27]. Additionally, TruthfulQA [28] and HaluEval [29] are pivotal in assessing the veracity of models’ outputs, ensuring their alignment with factual information.

Although some general benchmarks include a subset of science subjects, they mostly focus on Memorization (L1) and often overlook higher-level abilities such as Comprehension (L2) and Analysis & Reasoning (L3). Furthermore, these benchmarks lack context-involved scientific literature tasks, for example, understanding and reasoning over a scientific paper.

**Scientific literature benchmarks.** Prior works have made significant strides in developing LLM benchmarks aimed at enhancing and assessing the understanding of scientific literature. In the biomedical domain, notable efforts include BLUE [30], which provides a set of tasks for evaluating models on various aspects of biomedical text-mining. Building on this, BLURB [31] offers an extensive collection of datasets to further refine model performance in this specialized field. More recently, InBoXBART [32] has been introduced, focusing on integrating information across multiple biomedical documents.

Nevertheless, when it comes to scientific literature analysis, these benchmarks are confined to the biomedical domain, neglecting other fields such as chemistry and materials science. Furthermore, they lack adequate tasks for interpreting multi-modal content (*e.g.*, molecular structures and tables), which are common in real-world scientific literature.

## 5 Conclusion and Future Work

SciAssess rigorously assesses the capabilities of LLMs in the domain of scientific literature analysis. It is built upon fundamental science and extends to four specialized areas: Alloy Materials, Biomedicine, Drug Discovery, and Organic Materials. The benchmark focuses on assessing LLMs’ core competencies in Memorization (L1), Comprehension (L2), and Analysis & Reasoning (L3) within the context of scientific literature analysis. Through detailed evaluations of 11 LLMs, SciAssess highlights their strengths and identifies areas needing improvement across various ability levels, content modalities, and contextual scenarios. Additionally, we emphasize the urgent need for PDF parsing algorithms tailored to handle content of various modalities, such as molecular structures and chemical reactions. We hope that SciAssess supports the ongoing development of LLMs in scientific literature analysis. Looking ahead, we plan to broaden the range of scientific domains included in SciAssess and incorporate more vertical domains. These enhancements aim to improve the benchmark’s utility and efficacy, providing clearer guidance and fostering the advancement of LLMs in scientific literature analysis.

## Limitation

While SciAssess provides a comprehensive and valuable benchmarking suite across five primary domains—fundamental science, alloy materials, biomedicine, drug discovery, and organic materials—there are several limitations to consider. Firstly, the scope of SciAssess is currently constrained to these five domains, with potential future extensions to other vertical domains such as physics and engineering.

Secondly, the creation and curation of high-quality, domain-specific training data are essential for the effective evaluation and improvement of LLMs. However, due to the high costs associated with manual labeling, SciAssess does not provide additional training data for these tasks. This absence of supplementary data can limit the ability of researchers to fine-tune and enhance LLMs specifically for the tasks included in SciAssess. Consequently, the benchmark results might reflect the inherent capabilities of the models rather than their optimized performance for each specific domain.

Lastly, while SciAssess aims to provide a rigorous evaluation framework, the complexity and diversity of scientific domains present challenges in ensuring comprehensive coverage and fairness. Some tasks may inherently favor certain types of models or architectures, leading to potential biases in performance evaluation.

## References

- [1] OpenAI. GPT-4 technical report. *CoRR*, abs/2303.08774, 2023.
- [2] Gemini Team Google. Gemini: A family of highly capable multimodal models. *CoRR*, abs/2312.11805, 2023.
- [3] Hugo Touvron, Thibaut Lavril, Gautier Izacard, Xavier Martinet, Marie-Anne Lachaux, Timothée Lacroix, Baptiste Rozière, Naman Goyal, Eric Hambro, Faisal Azhar, Aurélien Rodriguez, Armand Joulin, Edouard Grave, and Guillaume Lample. Llama: Open and efficient foundation language models. *CoRR*, abs/2302.13971, 2023.
- [4] Sébastien Bubeck, Varun Chandrasekaran, Ronen Eldan, Johannes Gehrke, Eric Horvitz, Ece Kamar, Peter Lee, Yin Tat Lee, Yuanzhi Li, Scott M. Lundberg, Harsha Nori, Hamid Palangi, Marco Túlio Ribeiro, and Yi Zhang. Sparks of artificial general intelligence: Early experiments with GPT-4. *CoRR*, abs/2303.12712, 2023.
- [5] Wanjun Zhong, Ruixiang Cui, Yiduo Guo, Yaobo Liang, Shuai Lu, Yanlin Wang, Amin Saied, Weizhu Chen, and Nan Duan. Agieval: A human-centric benchmark for evaluating foundation models. *CoRR*, abs/2304.06364, 2023.
- [6] Yuzhen Huang, Yuzhuo Bai, Zhihao Zhu, Junlei Zhang, Jinghan Zhang, Tangjun Su, Junteng Liu, Chuancheng Lv, Yikai Zhang, Jiayi Lei, Yao Fu, Maosong Sun, and Junxian He. C-eval: A multi-level multi-discipline chinese evaluation suite for foundation models. *CoRR*, abs/2305.08322, 2023.
- [7] Aarohi Srivastava, Abhinav Rastogi, Abhishek Rao, Abu Awal Md Shoeb, Abubakar Abid, Adam Fisch, Adam R. Brown, Adam Santoro, Aditya Gupta, Adrià Garriga-Alonso, Agnieszka Kluska, Aitor Lewkowycz, Akshat Agarwal, Alethea Power, Alex Ray, Alex Warstadt, Alexander W. Kocurek, Ali Safaya, Ali Tazarv, Alice Xiang, Alicia Parrish, Allen Nie, Aman Hussain, Amanda Askell, Amanda Dsouza, Ameer Rahane, Anantharaman S. Iyer, Anders Andreassen, Andrea Santilli, Andreas Stuhlmüller, Andrew M. Dai, Andrew La, Andrew K. Lampinen, Andy Zou, Angela Jiang, Angelica Chen, Anh Vuong, Animesh Gupta, Anna Gottardi, Antonio Norelli, Anu Venkatesh, Arash Gholamidavoodi, Arfa Tabassum, Arul Menezes, Arun Kirubarajan, Asher Mullokindov, Ashish Sabharwal, Austin Herrick, Avia Efrat, Aykut Erdem, Ayla Karakas, and et al. Beyond the imitation game: Quantifying and extrapolating the capabilities of language models. *CoRR*, abs/2206.04615, 2022.
- [8] Mirac Suzgun, Nathan Scales, Nathanael Schärli, Sebastian Gehrmann, Yi Tay, Hyung Won Chung, Aakanksha Chowdhery, Quoc V. Le, Ed H. Chi, Denny Zhou, and Jason Wei. Challenging big-bench tasks and whether chain-of-thought can solve them. In *ACL (Findings)*, pages 13003–13051. Association for Computational Linguistics, 2023.
- [9] Microsoft Research AI4Science and Microsoft Azure Quantum. The impact of large language models on scientific discovery: a preliminary study using GPT-4. *CoRR*, abs/2311.07361, 2023.
- [10] Yizhen Zheng, Huan Yee Koh, Jiabin Ju, Anh T. N. Nguyen, Lauren T. May, Geoffrey I. Webb, and Shirui Pan. Large language models for scientific synthesis, inference and explanation. *CoRR*, abs/2310.07984, 2023.
- [11] David R Krathwohl. A revision of bloom’s taxonomy: An overview. *Theory into practice*, 41(4):212–218, 2002.
- [12] Dan Hendrycks, Collin Burns, Steven Basart, Andy Zou, Mantas Mazeika, Dawn Song, and Jacob Steinhardt. Measuring massive multitask language understanding. In *ICLR. OpenReview.net*, 2021.
- [13] Haonan Li, Yixuan Zhang, Fajri Koto, Yifei Yang, Hai Zhao, Yeyun Gong, Nan Duan, and Timothy Baldwin. CMMLU: measuring massive multitask language understanding in chinese. *CoRR*, abs/2306.09212, 2023.
- [14] Zhouhong Gu, Xiaoxuan Zhu, Haoning Ye, Lin Zhang, Jianchen Wang, Yixin Zhu, Sihang Jiang, Zhuozhi Xiong, Zihan Li, Weijie Wu, Qianyu He, Rui Xu, Wenhao Huang, Jingping Liu, Zili Wang, Shusen Wang, Weiguo Zheng, Hongwei Feng, and Yanghua Xiao. Xiezhi: An ever-updating benchmark for holistic domain knowledge evaluation. In *AAAI*, pages 18099–18107. AAAI Press, 2024.
- [15] Pierre Caron and T Khan. Improvement of creep strength in a nickel-base single-crystal superalloy by heat treatment. *Materials Science and Engineering*, 61(2):173–184, 1983.
- [16] Dong-Cho Kim, Tomo Ogura, Ryosuke Hamada, Shotaro Yamashita, and Kazuyoshi Saida. Prediction of reversible  $\alpha/\gamma$  phase transformation in multi-pass weld of fe-cr-ni ternary alloy by phase-field method. *Journal of Advanced Joining Processes*, 4:100067, 2021.
- [17] Chih-Hsuan Wei, Yifan Peng, Robert Leaman, Allan Peter Davis, Carolyn J. Mattingly, Jiao Li, Thomas C. Wieggers, and Zhiyong Lu. Assessing the state of the art in biomedical relation extraction: overview of the biocreative v chemical-disease relation (cdr) task. *Database*, 2016, 2016.
- [18] Sizhuo Ouyang, Xinzhi Yao, Yuxing Wang, Qianqian Peng, Zhihan He, and Jingbo Xia. Text mining task for “gene-disease” association semantics in chip 2022. In *China Health Information Processing Conference*, pages 3–13. Springer, 2022.
- [19] DeepSeek-AI. Deepseek-v2: A strong, economical, and efficient mixture-of-experts language model, 2024.



- [20] Jinze Bai, Shuai Bai, Yunfei Chu, Zeyu Cui, Kai Dang, Xiaodong Deng, Yang Fan, Wenbin Ge, Yu Han, Fei Huang, Binyuan Hui, Luo Ji, Mei Li, Junyang Lin, Runji Lin, Dayiheng Liu, Gao Liu, Chengqiang Lu, Keming Lu, Jianxin Ma, Rui Men, Xingzhang Ren, Xuancheng Ren, Chuanqi Tan, Sinan Tan, Jianhong Tu, Peng Wang, Shijie Wang, Wei Wang, Shengguang Wu, Benfeng Xu, Jin Xu, An Yang, Hao Yang, Jian Yang, Shusheng Yang, Yang Yao, Bowen Yu, Hongyi Yuan, Zheng Yuan, Jianwei Zhang, Xingxuan Zhang, Yichang Zhang, Zhenru Zhang, Chang Zhou, Jingren Zhou, Xiaohuan Zhou, and Tianhang Zhu. Qwen technical report. *arXiv preprint arXiv:2309.16609*, 2023.
- [21] Thomas Wolf, Lysandre Debut, Victor Sanh, Julien Chaumond, Clement Delangue, Anthony Moi, Pierric Cistac, Tim Rault, Rémi Louf, Morgan Funtowicz, and Jamie Brew. Huggingface’s transformers: State-of-the-art natural language processing. *CoRR*, abs/1910.03771, 2019.
- [22] Yubo Wang, Xueguang Ma, Ge Zhang, Yuansheng Ni, Abhranil Chandra, Shiguang Guo, Weiming Ren, Aaran Arulraj, Xuan He, Ziyang Jiang, Tianle Li, Max Ku, Kai Wang, Alex Zhuang, Rongqi Fan, Xiang Yue, and Wenhui Chen. Mmlu-pro: A more robust and challenging multi-task language understanding benchmark, 2024.
- [23] Karl Cobbe, Vineet Kosaraju, Mohammad Bavarian, Mark Chen, Heewoo Jun, Lukasz Kaiser, Matthias Plappert, Jerry Tworek, Jacob Hilton, Reiichiro Nakano, Christopher Hesse, and John Schulman. Training verifiers to solve math word problems. *CoRR*, abs/2110.14168, 2021.
- [24] Mirac Suzgun, Nathan Scales, Nathanael Schärli, Sebastian Gehrmann, Yi Tay, Hyung Won Chung, Aakanksha Chowdhery, Quoc V. Le, Ed H. Chi, Denny Zhou, and Jason Wei. Challenging big-bench tasks and whether chain-of-thought can solve them. In *ACL (Findings)*, pages 13003–13051. Association for Computational Linguistics, 2023.
- [25] Mark Chen, Jerry Tworek, Heewoo Jun, Qiming Yuan, Henrique Pondé de Oliveira Pinto, Jared Kaplan, Harrison Edwards, Yuri Burda, Nicholas Joseph, Greg Brockman, Alex Ray, Raul Puri, Gretchen Krueger, Michael Petrov, Heidy Khlaaf, Girish Sastry, Pamela Mishkin, Brooke Chan, Scott Gray, Nick Ryder, Mikhail Pavlov, Alethea Power, Lukasz Kaiser, Mohammad Bavarian, Clemens Winter, Philippe Tillet, Felipe Petroski Such, Dave Cummings, Matthias Plappert, Fotios Chantzis, Elizabeth Barnes, Ariel Herbert-Voss, William Hebgen Guss, Alex Nichol, Alex Paino, Nikolas Tezak, Jie Tang, Igor Babuschkin, Suchir Balaji, Shantanu Jain, William Saunders, Christopher Hesse, Andrew N. Carr, Jan Leike, Joshua Achiam, Vedant Misra, Evan Morikawa, Alec Radford, Matthew Knight, Miles Brundage, Mira Murati, Katie Mayer, Peter Welinder, Bob McGrew, Dario Amodei, Sam McCandlish, Ilya Sutskever, and Wojciech Zaremba. Evaluating large language models trained on code. *CoRR*, abs/2107.03374, 2021.
- [26] Jacob Austin, Augustus Odena, Maxwell Nye, Maarten Bosma, Henryk Michalewski, David Dohan, Ellen Jiang, Carrie Cai, Michael Terry, Quoc Le, et al. Program synthesis with large language models. *arXiv preprint arXiv:2108.07732*, 2021.
- [27] Xuechen Li, Tianyi Zhang, Yann Dubois, Rohan Taori, Ishaan Gulrajani, Carlos Guestrin, Percy Liang, and Tatsunori B. Hashimoto. AlpacaEval: An automatic evaluator of instruction-following models. [https://github.com/tatsu-lab/alpaca\\_eval](https://github.com/tatsu-lab/alpaca_eval), 2023.
- [28] Stephanie Lin, Jacob Hilton, and Owain Evans. Truthfulqa: Measuring how models mimic human falsehoods. In *ACL (1)*, pages 3214–3252. Association for Computational Linguistics, 2022.
- [29] Junyi Li, Xiaoxue Cheng, Wayne Xin Zhao, Jian-Yun Nie, and Ji-Rong Wen. Halueval: A large-scale hallucination evaluation benchmark for large language models, 2023.
- [30] Yifan Peng, Shankai Yan, and Zhiyong Lu. Transfer learning in biomedical natural language processing: An evaluation of bert and elmo on ten benchmarking datasets. In *Proceedings of the 2019 Workshop on Biomedical Natural Language Processing (BioNLP 2019)*, 2019.
- [31] Yu Gu, Robert Tinn, Hao Cheng, Michael Lucas, Naoto Usuyama, Xiaodong Liu, Tristan Naumann, Jianfeng Gao, and Hoifung Poon. Domain-specific language model pretraining for biomedical natural language processing. *ACM Transactions on Computing for Healthcare*, 3(1):1–23, October 2021.
- [32] Mihir Parmar, Swaroop Mishra, Mirali Purohit, Man Luo, Murad Mohammad, and Chitta Baral. In-boxbart: Get instructions into biomedical multi-task learning. In *NAACL-HLT (Findings)*, pages 112–128. Association for Computational Linguistics, 2022.
- [33] Francesca Villa, Adelaide Nespoli, Carlo Fanciulli, Francesca Passaretti, and Elena Villa. Physical characterization of sintered nimnga ferromagnetic shape memory alloy. *Materials*, 13(21):4806, 2020.
- [34] José Luis Hernández-Rivera, Esperanza Elizabeth Martínez Flores, Emmanuel Ramírez Contreras, Jorge Garcia Rocha, Jose de Jesus Cruz-Rivera, and Gabriel Torres-Villasenor. Evaluation of hardening and softening behaviors in zn–21al–2cu alloy processed by equal channel angular pressing. *Journal of Materials Research and Technology*, 6(4):329–333, 2017.

# Appendix

## A Question Type

Five types of questions, as illustrated in Figure 5 are devised to evaluate the models: True/False questions, Multiple Choice questions, Open-ended Generation, Constrained Generation, and Table Extraction. Each question type is accompanied by a detailed description and representative examples, along with the corresponding metrics used for assessment. For convenience, the input in each example is simplified, and its instruction is omitted.

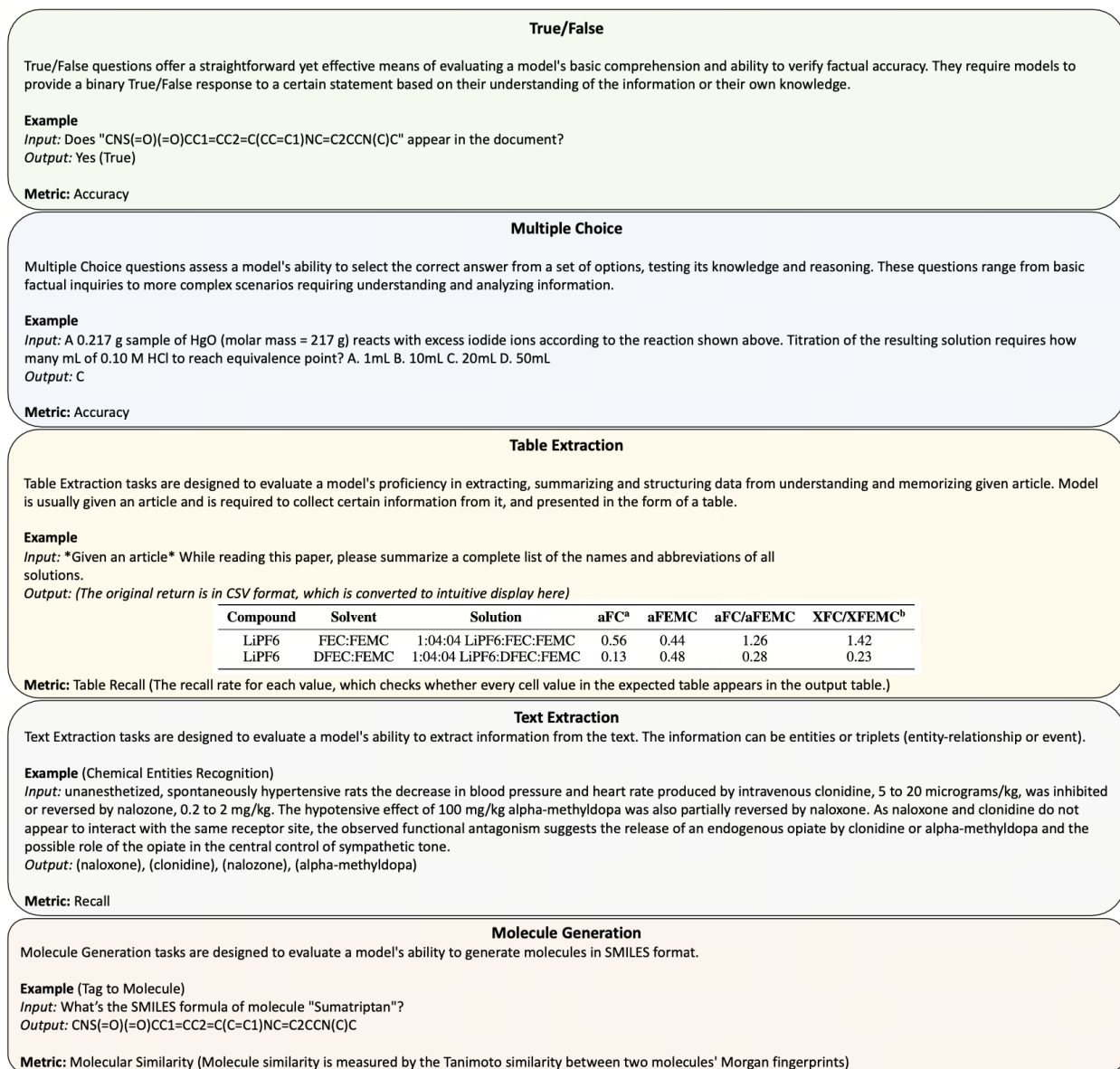


Figure 5: Question types.

## B Prompt Template

We design following prompt template for scientific literature analysis assistant:

## Prompt Template

### Role setting and task description:

You are a highly intelligent assistant who answers the following multiple choice question correctly. Only write the answer down.

### ICL:

Question: xxx

Answer: xxx

...

Question: xxx

Answer: xxx

### Question:

Predict the number of lines in the EPR spectrum of a solution of  $^{13}\text{C}$ -labelled methyl radical ( $^{13}\text{CH}_3\bullet$ ), assuming the lines do not overlap.

- a) 4
- b) 3
- c) 6
- d) 24

## C Task Prompt

### C.1 Fundamental Science

## Prompt

### System Message:

You are a highly intelligent assistant who answers the following multiple choice question correctly. Only write the answer down.

### User Message:

Predict the number of lines in the EPR spectrum of a solution of  $^{13}\text{C}$ -labelled methyl radical ( $^{13}\text{CH}_3\bullet$ ), assuming the lines do not overlap.

- a) 4
- b) 3
- c) 6
- d) 24

### Expected Answer:

- a) 4

Table 6: Alloy composition example.

AlloyName	Composition	Composition	Composition	Composition	Composition	Composition
/	C	Cr	Cu	Fe	Mn	Mo
LeanDSS	0.014 %	20.85 %	0.09 %	73.38 %	1.49 %	0.30 %
StandardDSS	0.012 %	22.46 %	0.17 %	69.94 %	1.81 %	3.07 %
SuperDSS	0.013 %	24.98 %	0.20 %	63.41 %	0.48 %	4.03 %

### C.2 Alloy Chart QA

**Prompt**

**System Message:**  
 You are an expert in the field of Alloy Materials. You are a highly intelligent alloy researcher who answers the following multiple choice question correctly.  
 Only write the closest option from the listed options, such as 'b) 2045.1'. Don't change the option values.

**User Message:**  
 In FIG. 9, what is the closest maximum pore area (with unit  $\mu\text{m}^2$ ) of batches  $A_{Ti}$ ?  
 a) 54000  
 b) 45000  
 c) 5000  
 d) 10000

**Expected Answer:**  
 a) 54000

### C.3 Composition Extraction

An alloy composition table example is shown as following:

**Prompt**

**User Message:**  
 You are an expert in the field of Alloy Materials. Please give a complete list of alloy names and compositions of all alloys in this paper. If there is no alloy composition element ratio in the text, try to extract the element ratio from the alloy name from the perspective of alloy experts. Output in csv format with multiindex (2 headers), The names in first header are 'AlloyName' and 'Composition' forcibly. The names in second header are element names of alloy. Starting on the third row, list the alloy names and their corresponding element content. Based on the number of reference commas, the element name corresponds to the content. Please write units not in header but in value like "50 wt.%", "30 at.%". Output the data strictly in the CSV format shown below and exclude any other content. Example format:  
 ""csv AlloyName,Composition,Composition,Composition  
 nan,Fe,Co,Al  
 Fe70Co15Al3,70 wt.%,15 wt.%,3 wt.%  
 Fe70Co18,70 wt.%,18 wt.%,nan  
 ""

### C.4 Temperature Extraction

Examples of process paragraphs [33]:

### Example Paragraph

Cast NiMnGa samples, of Ni<sub>50</sub>Mn<sub>30</sub>Ga<sub>20</sub> nominal composition, were prepared by 5 arc melting cycles of the pure elements (electrolytic Ni 99.97%, electrolytic Mn 99.5% and Ga 99.99%) in stoichiometric ratio, in a non-consumable electrode furnace (Leybold LK6/45) (Leybold, Cologne, Germany). The as-cast ingot was ground to powder in a planetary ball mill (Fritsch Pulverisette 4) (FritschIdar-Oberstein, Germany) and the powder size was selected by means of sieves. Densified pellets were produced by die-pressing alloy powders with different average sizes (lower than 50  $\mu\text{m}$  or between 50 and 100  $\mu\text{m}$ ) at 0.75 GPa at room temperature and sintered by thermal treatment at 925 °C for 24, 72, and 168 h in an Ar atmosphere, followed by slow cooling in the furnace. Sintered pellets had the following dimensions: approximately 3 mm in height and 13 mm in diameter. Table 1 provides a summary of the prepared sintered samples.

We prompt the model with the following:

### Prompt

#### System Message:

You are an expert in the field of Alloy Materials. You are a highly intelligent alloy researcher who answers the following multiple choice question correctly.

Only write the option down, such as 'a) 925 C', without explanation.

#### User Message:

In the upper paper, what is the maximum temperature of the heat treatment process for all alloys?

- a) 925 C
- b) 650 C
- c) 700 C
- d) 800 C

#### Expected Answer:

- a) 925 C

## C.5 Sample Differentiation

The following example is process paragraphs where the sample are treated by different processes [34]:

### Example Paragraph

An induction furnace was used to produce the Zn-21Al-2Cu alloy by melting proper amounts of Zn (99.99%), Al (99.99%), and Cu (99.96%). The alloy was melted in a graphite crucible exposed to air and poured into cylindrical bars of 19 mm in diameter and 35 mm in length. After that, some bars were homogenized at 350 °C for 24h in the air. Cast and homogenized samples were subjected to an equal channel angular extrusion(ECAP) in a die with two cylindrical channels with a diameter of 15.8mm. The inner intersecting angle ( $\gamma$ ) was 90 and the outer angle ( $\gamma$ ) was 36°. All samples were extruded by two and sixpasses with a ram velocity of 5 mm/min and by using B. route. The lubricant used was MoS, and it was applied to both channels on each pass.

We prompt the model with the following:



### Prompt

**System Message:**

You are an expert in the field of Alloy Materials. Please answer the following multiple choice question correctly. Only write the option (e.g., 'a' 3') without explanation.

**User Message:**

Materials with the same components but processed through different techniques are considered as different alloys because they possess distinct properties. In the upper paper, please provide a count of all the alloys proposed and discussed by the authors?

- a) 2
- b) 0
- c) 3
- d) 1

**Expected Answer:**

d) 1

### C.6 Treatment Sequence

### Prompt

**System Message:**

You are an expert in the field of Alloy Materials. You are a specialist in the domain of heat treatment processes, such as homogenization, annealing, aging, solution treatment, quenching, and tempering, among others. Answer the following question with "Yes" or "No".

**User Message:**

In the upper paper, is the processing heat treatment technique before the thermal treatment at 925 C called arc melting?

**Expected Answer:**

Yes

### C.7 Chemical Entities Recognition

#### Prompt

##### System Message:

You are an expert in the field of Biomedical. I'll give you the abstract of literature. Please identify all the compound entities in the abstract, and just give me a list of the compound entities you recognized without any other interpretation: (compound 1), (compound 2), (compound 3)

##### User Message:

In unanesthetized, spontaneously hypertensive rats the decrease in blood pressure and heart rate produced by intravenous clonidine, 5 to 20 micrograms/kg, was inhibited or reversed by naloxone, 0.2 to 2 mg/kg. The hypotensive effect of 100 mg/kg alpha-methyl dopa was also partially reversed by naloxone. Naloxone alone did not affect either blood pressure or heart rate. In brain membranes from spontaneously hypertensive rats clonidine, 10(-8) to 10(-5) M, did not influence stereoselective binding of [3H]-naloxone (8 nM), and naloxone, 10(-8) to 10(-4) M, did not influence clonidine-suppressible binding of [3H]-dihydroergocryptine (1 nM). These findings indicate that in spontaneously hypertensive rats the effects of central alpha-adrenoceptor stimulation involve activation of opiate receptors. As naloxone and clonidine do not appear to interact with the same receptor site, the observed functional antagonism suggests the release of an endogenous opiate by clonidine or alpha-methyl dopa and the possible role of the opiate in the central control of sympathetic tone.

##### Expected Answer:

(naloxone), (clonidine), (naloxone), (alpha-methyl dopa)

### C.8 Disease Entities Recognition

#### Prompt

##### System Message:

You are an expert in the field of Biomedical. You are a biologist AI. I'll give you the abstract of literature. Please identify all the disease entities in the abstract, and please only give me a list of the disease entities you recognized without any other interpretation: (disease 1), (disease 2), (disease 3)

##### User Message:

In unanesthetized, spontaneously hypertensive rats the decrease in blood pressure and heart rate produced by intravenous clonidine, 5 to 20 micrograms/kg, was inhibited or reversed by naloxone, 0.2 to 2 mg/kg. The hypotensive effect of 100 mg/kg alpha-methyl dopa was also partially reversed by naloxone. Naloxone alone did not affect either blood pressure or heart rate. In brain membranes from spontaneously hypertensive rats clonidine, 10(-8) to 10(-5) M, did not influence stereoselective binding of [3H]-naloxone (8 nM), and naloxone, 10(-8) to 10(-4) M, did not influence clonidine-suppressible binding of [3H]-dihydroergocryptine (1 nM). These findings indicate that in spontaneously hypertensive rats the effects of central alpha-adrenoceptor stimulation involve activation of opiate receptors. As naloxone and clonidine do not appear to interact with the same receptor site, the observed functional antagonism suggests the release of an endogenous opiate by clonidine or alpha-methyl dopa and the possible role of the opiate in the central control of sympathetic tone.

##### Expected Answer:

(hypertensive), (hypotensive)

### C.9 Compound Disease Recognition

Examples of process text:

### Example Paragraph

Twenty children with acute lymphoblastic leukemia who developed meningeal disease were treated with a high-dose intravenous methotrexate regimen that was designed to achieve and maintain CSF methotrexate concentrations of  $10^{-5}$  mol/L without the need for concomitant intrathecal dosing. The methotrexate was administered as a loading dose of 6,000 mg/m<sup>2</sup> for a period of one hour followed by an infusion of 1,200 mg/m<sup>2</sup>/h for 23 hours. Leucovorin rescue was initiated 12 hours after the end of the infusion with a loading dose of 200 mg/m<sup>2</sup> followed by 12 mg/m<sup>2</sup> every three hours for six doses and then every six hours until the plasma methotrexate level decreased to less than  $1 \times 10^{-7}$  mol/L. The mean steady-state plasma and CSF methotrexate concentrations achieved were  $1.1 \times 10^{-3}$  mol/L and  $3.6 \times 10^{-5}$  mol/L, respectively. All 20 patients responded to this regimen, 16/20 (80%) achieved a complete remission, and 20% obtained a partial remission. The most common toxicities encountered were transient serum transaminase and bilirubin elevations, neutropenia, and mucositis. One patient had focal seizures and transient hemiparesis but recovered completely. High-dose intravenous methotrexate is an effective treatment for the induction of remission after meningeal relapse in acute lymphoblastic leukemia.

We prompt the model with the following:

### Prompt

#### System Message:

You are an expert in the field of Biomedical. You are a biologist AI. I'll give you the abstract of literature. Please identify all the (compound,disease) relations in the abstract, and just give me a list of all relations you recognized. To be mentioned, all the relations must be strictly presented to me in the format '(compound 1, disease 1),(compound 2, disease 2),(compound 3, disease 3),....', without adding any additional comments or explanations!

#### User Message:

[processed text]

#### Expected Answer:

(methotrexate, transient hemiparesis), (methotrexate, neutropenia), (methotrexate, seizures), (methotrexate, mucositis)

## C.10 Gene Disease Function

Examples of process text:

## Example Paragraph

A novel frameshift mutation (+G) at codons 15/16 in a beta0 thalassaemia gene results in a significant reduction of beta globin mRNA values.

**AIMS:** To identify a novel beta globin gene mutation found in a Chinese family, and also to assess its functional consequences.

**METHODS:** Haematological analysis was performed on all family members. The 23 common mutations of beta thalassaemia found in Chinese populations were detected by means of a reverse dot blot method. Direct DNA sequencing of polymerase chain reaction (PCR) amplified complete beta globin gene was carried out to identify the novel mutation. A real time, one step reverse transcription PCR assay was used to measure beta globin mRNA in the reticulocytes of heterozygous patients.

**RESULTS:** A novel frameshift mutation—an insertion of G between codons 15 and 16 in a homonucleotide run of four guanines—was determined, which generates a new premature chain terminator at the 22nd codon. Relative quantitative analysis of the beta globin mRNA in heterozygous subjects demonstrated a 39.83% reduction compared normal controls.

**CONCLUSIONS:** The significantly lower amounts of beta globin mRNA found in mutation carriers is probably caused by the rapid nonsense mediated degradation of the mutant mRNA. These data, combined with haematological analysis, suggest that this novel mutation of CDs 15/16 (+G) results in a beta(0) thalassaemia phenotype.

For extracting triplets (entities, semantic roles, entities), we prompt the model with:

## Prompt

### System Message:

You are an expert in the field of Biomedical. In this semantic role recognition task, you need to follow 3 steps, and finally just return me triples that needed.

First, you need to identify the entities in the text. Entities can be classified into 2 categories—molecular, and trigger word. 'Molecular' includes disease, gene, protein, and enzyme. 'Trigger word' includes

1)Variation (Var), which means DNA, RNA, and mutations in proteins and changes in molecular structure, e.g. 'mutations on the Arg248 and Arg282', 'mutant R282W', 'missense mutations';

2)Molecular Physiological Activity (MPA), including molecular activity, gene expression and molecular physiological activity, e.g. 'phosphorylation', 'transcription', 'histone methylation', 'bioactivation of cyclophosphamide';

3)Interaction, molecule-to-molecule or molecule-to-cell connections, e.g. 'bind', 'interaction';

4)Pathway, e.g. 'Bmp pathway', 'PI3K pathway';

5)Cell Physiological Activity (CPA), Activities at or above the cellular level, including cellular reactivity and cell or organ development and growth, e.g. 'T helper cell responses', 'renal development';

6)Regulation (Reg), a neutral cue word or phrase meaning no loss or gain, e.g. 'resolved in', 'regulated';

7)Positive Regulation (PosReg), a cue word or phrase that indicates the acquisition of a function, e.g. 'facilitates', 'enhanced', 'increased';

8)Negative Regulation (NegReg), a clue word or phrase that indicates a loss of function, e.g. 'suppressed', 'decreased', 'inhibited'.

Second, you need to identify the semantic role labeling objects, including 'ThemeOf'(from the main thing entity to the current entity) and 'CauseOf'(From the current entity to the Cause entity).

Third, please give me triples that contain entities and semantic role labeling objects(ThemeOf or Causeof).

### User Message:

[processed text]

### Expected Answer:

(frameshift, CauseOf, reduction), (caused by, CauseOf, lower), (mutation, CauseOf, results in), (beta(0) thalassaemia, ThemeOf, results in), (beta globin mRNA, ThemeOf, reduction), (beta0 thalassaemia gene, ThemeOf, frameshift), (insertion, CauseOf, generates), (premature chain terminator, ThemeOf, generates), (amounts of beta globin mRNA, ThemeOf, lower), (mutation, CauseOf, caused by), (degradation, ThemeOf, caused by).

The ideal answer are "(frameshift,CauseOf,reduction),(caused by,CauseOf,lower),(mutation,CauseOf,results in),(beta(0) thalassaemia,ThemeOf,results in),(beta globin mRNA,ThemeOf,reduction),(beta0 thalassaemia gene,ThemeOf,frameshift),(insertion,CauseOf,generates),(premature chain terminator,ThemeOf,generates),(amounts of beta globin mRNA,ThemeOf,lower),(mutation,CauseOf,caused by),(degradation,ThemeOf,caused by)".

### C.11 Gene Disease Regulation

Examples of process text:

#### Example Paragraph

Mutation spectra in autosomal dominant and recessive retinitis pigmentosa in northern Sweden. Retinal degenerations represent a heterogeneous group of disorders affecting the function of the retina. The frequency of retinitis pigmentosa (RP) is 1/3500 worldwide, however, in northern Sweden it is 1/2000 due to limited migration and a 'founder' effect. In this study we identified genetic mechanisms underlying autosomal dominant and recessive RP present in northern Sweden. Several novel mutations unique for this region were found. In an autosomal recessive form of RP, Bothnia dystrophy caused by mutations in the RLBP1 gene, bi-allelic mutations R234W, M226K and compound heterozygosity, M226K+R234W was detected. In dominant form of RP mapped to 19q13.42 a 59 kb genomic deletion including the PRPF31 and three other genes was found. These data provide additional information on the molecular mechanisms of RP evolution and in the future might be useful in development of therapeutic strategies. Identification of the disease-causing mutations allowed introducing molecular genetic testing of the patients and their families into the clinical practice.

For extracting triplets (entities, regulatory types, entities), we prompt the model with:

#### Prompt

##### System Message:

You are an expert in the field of Biomedical. In this Gene-Disease relation extraction task, you need to follow 3 steps. You need to extract the (gene, function change, disease) triplet from the text, such as: (SHROOM3, LOF, Neural tube defects). The second element in the triple means the regulation that the gene produces to the disease. Types of regulations are: LOF and GOF, which indicate loss or gain of function; REG, which indicates a general regulatory relationship; COM, which indicates that the functional change between genes and diseases is more complex, and it is difficult to determine whether the functional change is LOF or GOF. Please return all the relations extracted from the text in ternary format (GENE, FUNCTION, DISEASE). If there are more than one triple, please write in this form: '(GENE, FUNCTION, DISEASE),(GENE, FUNCTION, DISEASE)'

##### User Message:

[processed text]

##### Expected Answer:

(RLBP1, REG, Bothnia dystrophy).

### C.12 Affinity Extraction

An example output is shown in Table 7.

Table 7: Example output of affinity data extraction task

Compound	Name	SMILES	Affinities	
			Cytotoxicity in 2.2.15 Cells (IC50)	Anti-HBV Activity in 2.2.15 Cells (EC50)
1	/	<chem>C1[C@H](O[C@H]([C@H]1F)N2C=NC3=C(N=CN=C32)N)CO</chem>	>200000 nM	>10000 nM
2	/	<chem>C1[C@H](O[C@H]([C@H]1F)N2C=CC(=NC2=O)N)CO</chem>	>200000 nM	4000 nM
3	/	<chem>CC1=CN(C(=O)NC1=O)[C@H]2C[C@@H]([C@H](O2)CO)N=[N+]=[N-]</chem>	NA	NA

We prompt the model with the following:



**Prompt**

**System Message:** You are an expert in the field of pharmaceutical chemistry, and your task is to summarize the results of activity assays from an article in a tabular format. Please follow these steps to complete the task:

1. Determine if the article includes an activity assay. If it does, locate the section(s) presenting the assay results, which are usually in one or more tables.
2. Compile all the activity assay results into a single table. You may use multiple columns to represent different conditions or outcomes of various experiments.
3. Identify the names or codes used in the table, such as Example 1 or Compound A, and find the corresponding sections in the article that mention these substances. Extract the full name and SMILES notation of each substance.
4. Compile the names and SMILES notations of each substance in the table. Output in CSV format with multi-index (Affinities, protein/cell line), write units not in the header but in the value like "10.5  $\mu$ M". Quote the value if it has comma! For example:

““csv

Compound,Name,SMILES,Affinities,Affinities,Affinities,Affinities

,,,5HT1A (IC50),5HT1D (IC50),5HT-UT (IC50),5HT1E (<affinity type>)

"5a","Aspirin","CC(=O)Oc1ccccc1C(=O)O",2.0 nM,8.0 nM,12.6 nM,>1000 nM

““

5. If there are multiple tables, concat them. Don't give me reference or using "...", give me complete table!

**C.13 Tag to Molecule****Prompt****System Message:**

You are an expert in the field of organic chemistry, can help user get SMILES formula from documents. Give me only the answer without explanation. If you can't answer the completion, just reply "Unknown".

**User Message:**

What's the SMILES formula of molecule "Sumatriptan"?

**Expected Answer:**

"CNS(=O)(=O)CC1=CC2=C(C=C1)NC=C2CCN(C)C"

**C.14 Markush to Molecule****Prompt****System Message:**

You are an expert in the field of chemistry, can help user insert substituents into CXSMILES-type markush formula to get SMILES formula (removing Hs), just reply SMILES without explanation.

**User Message:**

\*C(\*)CC(\*)CC\* |A; ; Pol<sub>p</sub>; ; Q<sub>e</sub>; ; M<sub>p</sub>l, A = H, Pol = NH<sub>2</sub>, Q = OH, M = [Li]

### C.15 Molecule in Document

#### Prompt

**System Message:**

You are an expert in the field of chemistry. You are given a SMILES formula of a molecule, and should judge whether it is in the document. If the molecules are given by Markush formula (containing R group), You need to 1) analyze the skeletons of the provided molecule and the molecule in the literature or patent, and 2) if the compare the variable values of the molecular structure with the range of variable values given in the met, to determine whether the molecule is covered by the literature or patent. Answer in "Yes" or "No".

**User Message:**

[ document.pdf ]

Does the molecule "CC(CCCCCCCC1=CC(=C(C(=C1)OC)OC)OC)CCC(C2=CC=CS2)O" appear in the document?

### C.16 Reaction QA

#### Prompt

**System Message:**

You are an expert in the field of organic chemistry.

**User Message:**

Which compound is in the reactants or reagents of the following reaction?

- a) O=C(C(C)C(OC)=O)C1CC1
- b) c4ccc(B3OB(c1ccccc1)OB(c2ccccc2)O3)cc4
- c) CC(=O)OP(=O)([O-])[O-].[NH4+].[NH4+]
- d) Nc1[nH]c(F)nc2ncnc12

Only write the options and values down, such as 'b) 2045.1'.

The new reaction you should deal with is the Synthesis of (R)-2-ethynyl glyceraldehyde 3-phosphate (5) using co-immobilized PanK-Rd4BB and AcK kinases.

**Expected Answer:**

- c) CC(=O)OP(=O)([O-])[O-].[NH4+].[NH4+]

### C.17 Target Extraction

#### Prompt

**System Message:**

You are an expert in the field of biochemistry, please show which targets cell lines this paper's experiments do against. Here is an output demonstration: 'A549, HepG2'

**User Message:**

The file content relating to the query is as follows:

[ document.pdf ]

**Expected Answer:**

MV4-11, MOLM-13, THP-1, U937, HL-60

### C.18 Electrolyte Table QA

We prompt the model with the following:

**Prompt****System Message:**

You are an expert in the electrolytes field. Please answer the following multiple choice question correctly. Only write the options and values down, such as '(b) 4.301'.

**User Message:**

In the upper paper, what are the minimum and maximum intramolecular distances (nm) of dimethyl carbonate?

- a) 0.41/0.87
- b) 0.49/0.67
- c) 0.25/0.25
- d) 0.25/0.38

**Expected Answer:**

- a) 0.41/0.87

**C.19 OLED Property Extraction**

An example output is shown in Table 8.

Table 8: OLED Property example.

Host	Dopant	Td [°C] / Tg [°C] / ET [eV]	Von [V]	max EQE [%] / CE [cd A-1] / PE [lm W-1]	EQE [%] / CE [cd A-1] / PE [lm W-1]	CIE [x, y]
PPO1	FCNIr	- / 74 / 3.02	-	17.1 / 20.5 / 14.3	- / - / -	(0.14, 0.16)
PPO2	FCNIr	- / 123 / 3.02	-	18.4 / 21.1 / 16.6	- / - / -	(0.14, 0.15)
mCPPO1	FCNIrpic	- / - / 3.00	-	25.1 / - / 29.8	23.1 / 28.9 / 15.1	(0.14, 0.18)
CDPO	5CzCN	455 / 89 / 2.84	4.9	13.2 / 31.6 / 18.1	- / - / -	(0.20, 0.38)

We prompt the model with the following:

**Prompt**

Please give a complete list of Host, Host's SMILES structure (if exists), Dopant, Assistant Dopant (if exists), Td/Tg/ET, Von,max EQE/CE/PE,EQE/CE/PE, and CIE [x, y]

- \* Output in csv format with columns of those attributes, do not write units only the value like "10.5".
- \* Quote the column name or Host's Name or Dopant's Name if it contains space or special characters like ",".
- \* If there are multiple tables, concat them. Don't give me reference or using "...", give me complete table!
- \* Should return all columns mentioned, if empty just return 'NaN'. "Host" and "Dopant" should not be empty.
- \* "Host" and "Dopant" should be short name of the organic molecule.
- \* Should find more information from the whole content, including tables, text. for example, you should return:

““csv

Host,SMILES,Dopant,Td [°C]/Tg [°C]/ET [eV], Von [V],max EQE [%]/CE [cd A-1]/PE [lm W-1],EQE [%]/CE [cd A-1]/PE [lm W-1],CIE [x, y]"

PPO1,O=P(c1ccccc1)(c1ccccc1)c1ccccc1,FCNIr,-/74/3.02,-,17.1/20.5/14.3,-/-/,-,"(0.14, 0.16)"

PPO2,O=P(c1ccccc1)(c1ccccc1)c1ccccc1,FCNIr,-/123/3.02,-,18.4/21.1/16.6,-/-/,-,"(0.14, 0.15)"

““

**C.20 Polymer Composition Extraction**

We prompt the model with the following:

### Prompt

**System Message:** You are an expert in the field of polymer solar cells researcher who answers the following multiple choice question correctly.  
Only write the options and values down, such as 'b) 2045.1'.

**User Message:**

In this paper, What is the blend ratio of donor to acceptor in the most efficient solar cell?

- a) 1:4
- b) 20:8
- c) 30:50
- d) 2:4

### C.21 Polymer Property Extraction

We prompt the model with the following:

### Prompt

**User Message:**

You are an expert in the field of polymer solar cells researcher.

Please give a complete list of Nickname,  $PCE_{max}(\%)$ ,  $PCE_{ave}(\%)$ , Voc (V), Jsc ( $mA\ cm^{-2}$ ), FF;

\* Output in csv format with columns of those attribution, do not write units only the value like "10.5".

\* If there are multiple tables, concat them. Don't give me reference or using "...", give me complete table!

\* Should return all columns mentioned, if empty just return 'NaN'. Nickname should not be empty.

\* Nickname should be short name of polymers, for example: 'PCBM:PffBT4T-2OD:PC61PM' should return 'PffBT4T-2OD'.

\* Only return acceptor 'PC71BM' related records.

\* If with different experiment settings for the same nickname, only return the record with 'highest PCE' !

\* Should find more information from the whole content, including tables, text.

\* For FF use 0.xx instead of xx.x, for example: 63.0 should return 0.63 !

for example, you should return:

““csv

Nickname,  $PCE_{max}(\%)$ ,  $PCE_{ave}(\%)$ , Voc (V), Jsc ( $mA\ cm^{-2}$ ), FF

PBTTT-C14,2.34,2.34,0.53,9.37,0.48

““

### C.22 Solubility Extraction

We prompt the model with the following:

**Prompt****User Message:**

You are an expert in the field of chemistry and specialize in the study of solubility.

Now you are required to extract tables related to solubility from the article.

The extracted information includes solute name, solvent name, temperature, pressure, and solubility.

Since these properties are temperature-dependent and pressure-dependent, please place the properties at different temperatures or pressure on different rows.

The values of temperature and solubility should be output together with their unit.

Output the whole table in csv format and satisfy these requirements:

(1) Do not truncate tables using "...". Always output the complete tables.

(2) Keep all the superscripts in the form like "<sup>3</sup>", "+" or "a".

(3) Do not use "NaN" to replace the blank cells, just leave it empty.

(4) Use "x" to replace all "x", Use "()" to replace all "()"

(5) Always add space before and after operators like "±".

As an example, the csv should be like:

““

```
solute_name,solvent_name,temperature,pressure,solubility
FLBDOB,PC,298.2 K,1 atm,0.275 ± 0.1 mol/L
```

““

**C.23 Reaction Mechanism QA**

We prompt the model with the following:

**Prompt****System Message:**

You are a highly intelligent organic electrolyte researcher who answers the following multiple choice question correctly.

Please provide only the letter of your chosen option, such as a) xxx, without including any additional text or details.

**User Message:**

According to figure 1, which one of these synthetic routes for LTFOP is correct?

a) DTMSO + LiPF<sub>6</sub> -> LTFOP + 2 CH<sub>3</sub>)<sub>3</sub>SiF

b) 2 DTMSO + LiPF<sub>6</sub> -> LTFOP + 4 CH<sub>3</sub>)<sub>3</sub>SiF

c) HOCCOOH + 2/3 CH<sub>3</sub>)<sub>3</sub>SiCl + 2/3 CH<sub>3</sub>)<sub>3</sub>SiNH)SiCH<sub>3</sub>) -> LTFOP + 2/3 NH<sub>4</sub>Cl

d) DTMSO + LiPCl<sub>6</sub> -> LTFOP + 2 CH<sub>3</sub>)<sub>3</sub>SiCl

**Expected Answer:**

a) DTMSO + LiPF<sub>6</sub> -> LTFOP + 2 CH<sub>3</sub>)<sub>3</sub>SiF

**D Experiment Settings****D.1 Baseline LLMs**

We briefly introduce the baseline LLMs and endpoints that we have tested on SciAssess.

- **GPT-4o:** OpenAI's GPT-4o advances human-computer interaction by handling text, audio, image, and video inputs and outputs. It offers improved efficiency and cost compared to previous GPT models. The model we use is gpt-4o.
- **GPT-4:** OpenAI's GPT-4 excels in text generation and comprehension, augmented with capabilities for image processing, code interpretation, and information retrieval. These features make it adept at handling the complexities of scientific texts, positioning it as a versatile tool for scientific research. The model we use is gpt-4-turbo.

- **GPT-3.5:** Preceding GPT-4, GPT-3.5 by OpenAI distinguishes itself with adept language processing skills, enabling effective engagement with complex texts. The model we use is `gpt-3.5-turbo-0125`.
- **Gemini-1.5-Pro:** Google DeepMind’s Gemini model family excels in multimodal comprehension, integrating text, code, image, and audio analysis.
- **Claude 3 Opus:** Claude 3 Opus model excels across major AI benchmarks, demonstrating near-human levels of comprehension and fluency in tasks like analysis, forecasting, and multilingual communication.
- **Moonshot-v1:** Moonshot-v1 is a text generation model proposed by Moonshot AI. We use `moonshot-v1-128k` in this study.
- **Doubao:** Doubao is a set of LLMs developed by ByteDance. The model we use is `Doubao-pro-128k`.

Apart from the closed-source LLMs, we also include some SOTA open-source LLMs:

- **Llama-3-70B:** Llama 3-70B is a leading open-source LLMs released by Meta.
- **DeepSeek-v2:** DeepSeek-v2, a Mixture-of-Experts (MoE) language model with 236B parameters, excels in economical training and efficient inference. It features advanced architectures like Multi-head Latent Attention (MLA) and DeepSeekMoE for high efficiency and reduced costs.
- **Qwen-1.5:** Qwen1.5 are series of LLMs developed by Alibaba. The model we test is `Qwen1.5-110B-Chat`.
- **Command R+:** Command R+ is a 104B billion parameter model with highly advanced capabilities, this includes Retrieval Augmented Generation (RAG) and tool use to automate sophisticated tasks.