

An Improved Traditional Chinese Evaluation Suite for Foundation Model

Zhi-Rui Tam
iKala

Ya-Ting Pai
iKala
avery.pai@ikala.ai

Yen-Wei Lee
iKala

Sega Cheng
iKala

Hong-Han Shuai
National Yang Ming Chiao Tung University

Abstract

We present TMMLU+, a comprehensive dataset designed for the Traditional Chinese massive multitask language understanding dataset. TMMLU+ is a multiple-choice question-answering dataset with 66 subjects from elementary to professional level. Compared to its predecessor, TMMLU, TMMLU+ is six times larger and boasts a more balanced subject distribution. We included benchmark results in TMMLU+ from closed-source models and 24 open-weight Chinese large language models of parameters ranging from 1.8B to 72B. Our findings reveal that Traditional Chinese models still trail behind their Simplified Chinese counterparts. Additionally, current large language models have yet to outperform human performance in average scores. We publicly release our dataset and the corresponding benchmark source code.

1 Introduction

Large Language Models (LLMs) are a group of transformer models, typically trained in the autoregressive method. They can be used to solve a wide range of tasks in Natural Language Understanding (NLU) (Rajpurkar et al., 2016; Wang et al., 2019), vision processing (Goyal et al., 2017; Fu et al., 2023), and robotics (Padalkar et al., 2023). As the abilities of LLMs continue to improve, existing benchmarks start to saturate and supersede the human baseline. For example, Massive Multitask Language Understanding (MMLU) (Hendrycks et al., 2021a) is created to test knowledge understanding across a wide range of topics related to English and US culture. Recent efforts, such as those outlined in Huang et al. (2023); Li et al. (2023), have sought to adapt this approach for the Chinese language, primarily focusing on Simplified Chinese and mainland China cultural milieu. Hsu et al. (2023) proposes TC-Eval, which includes Taiwan Massive Multitask Language Understanding (TMMLU), a Traditional Chinese multiple-choice question-answering dataset. TMMLU covers 55 subjects and includes a total of 3,300 questions. Despite its advancements, it presents several limitations: Firstly, its scope is relatively narrow, with only 55 subjects and some featuring less than 100 questions, leading to potential gaps in subject diversity and coverage. Secondly, there are inconsistencies in the question formats, with 5% of questions deviating from the multiple-choice format and 1% including more than four options. Lastly, the absence of a dedicated development set restricts the exploration of few-shot prompting techniques. Addressing these issues is crucial for advancing LLMs' understanding and applicability in linguistically and culturally diverse contexts.

We propose TMMLU+, an enhanced version of TMMLU, which aims to address the issues highlighted above. TMMLU+ contains 22,690 questions across 66 subjects, ranging from primary, secondary, undergraduate, and professional levels of education. Similar to Hendrycks et al. (2021a); Huang et al. (2023), we include STEM subjects: physics, chemistry, and computer science with mentions of Traditional Chinese culture. All subjects contain at least 110 questions, with 5 development questions for few-shot prompting.

We conduct experiments on 24 open-weight language models ranging from 1.8B to 72B from 5 different architectures of different pretraining datasets. To our surprise, Simplified Chinese language models outperform Traditional Chinese models in the same parameter level by at least 19%. The best-performing open-weight models are Qwen-72B and Qwen-14B followed by Yi-34B-Chat models scoring 64.3%, 50.5%, and 49.6%, respectively, dominated by Simplified Chinese. Despite the impressive results, compared to human test takers, there is still a significant gap between the best models by a wide margin. On average, exam takers can score around 68% on compared subjects. We have found large language struggles in math-heavy subjects such as engineering math and accounting.

To dive deeper into the differences between Simplified Chinese language models and Traditional Chinese language models, we conduct translation experiments on TMMLU+ and CMMLU where we convert the Chinese characters (traditional to simplified and vice versa) into the opposite kind and repeat the evaluation on the newly converted version. In both datasets, we have found all Chinese language models perform better in simplified versions with some having a smaller margin than others. We also conduct experiments on few-shot prompting and chain-of-thought prompting. We have found only few-shot prompting increases performance in most evaluated models while chain-of-thought prompting degrades. We also study open-weight Chinese language models from various architecture with different vocabulary sizes. Our analysis has found a positive correlation between tokenization efficiency and benchmark results.

2 Datasets

We introduce TMMLU+, a benchmark dataset to evaluate Traditional Chinese LLMs' multi-task language understanding capabilities.

2.1 Task overview

The dataset comprises 22,690 multiple-choice questions from 66 subjects ranging from primary to professional level. These questions cover a wide range of subjects, including humanities, social science, and STEM fields. It includes universally applicable topics like physics, chemistry, and macroeconomics. Furthermore, some questions have multiple options choices where test takers must choose the correct combination of options. In addition, we include questions where test takers must provide comparison results, as shown in Figure 1.

Additionally, the dataset features questions requiring specific knowledge of Taiwan, sourced from standardized tests in subjects such as Taiwanese Hokkien, the geography of Taiwan, and the culture of the aboriginal peoples of Taiwan as shown in Figure 2. Questions from the Taiwanese Trivia Question Answering (TTQA) (Ennen et al., 2023) questions are also included. TTQA is a multi-choice question evaluation about culture, geography, and history specific to Taiwan. To correctly answer these questions, a model needs to have an understanding of Taiwan culture. To see the list of included subjects, please refer to Appendix A.

2.2 Data collection

We have gathered previous exams between 1998 and 2023 from various public exams such as certificate exams, comprehensive assessment programs for junior students, and college entrance examinations. This results in 962 exams from different standardized test resources and PDF documents available online. In addition, we have also included subjects from TMMLU (Hsu et al., 2023) and TTQA (Ennen et al., 2023). Culinary-related subjects are merged into culinary subjects, while dentistry questions are added to our initial question pool. To ensure that the testing set contains more than 100 questions, we have manually added 29 more questions to the initial set of 103 questions from TTQA. We have named this new subject TTQAv2, as it is a distinct set of questions from TTQA.

下列電磁輻射的頻率大小順序排列何者正確？
(Which of the following is the correct order of electromagnetic radiation frequencies?)

I: microwave
II: γ -rays
III: visible
IV: IR
V: UV

A. I > IV > III > V > II
B. II > V > III > IV > I
C. V > II > IV > III > I
D. V > III > IV > II > I

Figure 1: Electromagnetic Radiation Frequency Order

臺東之所以成為臺灣極端高溫所在的原因，主要受颱風通過所造成的焚風所致。試問颱風中心在何處時，臺東最容易產生焚風，致使氣溫升高？
(Taitung becomes the place with extremely high temperatures in Taiwan mainly due to the foehn wind caused by the passing of typhoons. Where is the center of the typhoon located when Taitung is most likely to experience foehn winds, causing a temperature rise?)

A. 太平洋(Pacific Ocean)
B. 巴士海峽(Bashi Channel)
C. 臺灣海峽(Taiwan Strait)
D. 南海(South China Sea)

Figure 2: Taiwanese geography

We then eliminate questions containing images and transform mathematical and chemical equations into LaTeX format using GPT-4-vision (OpenAI, 2023) capabilities. Next, we use n-gram filtering to remove similar questions within the same subject and eliminate redundancy. Lastly, two researchers manually check all questions and remove any that require figures for answers or depend on the context of preceding questions. Once the questions are finalized, we follow the same practice from Hendrycks et al. (2021a); Huang et al. (2023); Li et al. (2023) by randomly shuffling the choices of each question to ensure all subjects' answers are uniformly distributed. This results in a random guess accuracy of 25%. After refining the question pool, we successfully established human baseline scores for 44 of the 66 subjects. These baselines will be instrumental for conducting a nuanced ablation study on human performance benchmarks in subsequent phases of our research.

2.3 Format

Each of our subjects is then split into dev, validation, and testing. We ensure that each subject contains at least 110 questions, with 5 development questions for few-shot prompting, and at least a minimum of 5 validation questions. Every question has four choices: A, B, C, or D, and the model is prompted to select one answer.

All 66 subjects can be grouped under 4 categories: STEM, Humanities, Social Science, and Others. For example, STEM subjects would test the arithmetic ability of LLMs, while humanities and social science focus more on the knowledge brevity of the models. Table 1 shows the statistic results for all categories.

Category	Test	Dev	Validation
STEM	3,458	70	385
Social Sciences	5,958	90	665
Humanities	1,763	35	197
Other (Business, Health, Misc.)	8,939	135	995
Total	20,118	330	2,242

Table 1: Data Categories and Counts

Model	Lang	STEM		Soc. Sci.		Humanities		Other		Average	
		0-shot	5-shot	0-shot	5-shot	0-shot	5-shot	0-shot	5-shot	0-shot	5-shot
Random	-	25.0	25.0	25.0	25.0	25.0	25.0	25.0	25.0	25.0	25.0
Qwen-72B	SC	61.1	60.8	71.7	72.3	63.0	63.4	61.3	62.1	64.3	64.7
GPT-4	multi	60.4	66.0	67.4	74.9	56.0	63.6	57.6	65.3	60.3	67.5
Qwen-14B	SC	46.9	46.4	56.7	58.1	49.4	51.5	48.8	49.4	50.5	51.4
Gemini-pro	multi	45.4	45.6	57.3	59.1	48.8	49.3	48.2	50.4	49.9	51.1
Yi-34B-Chat	SC	40.2	35.8	56.8	42.8	54.0	37.2	47.6	39.9	49.6	38.9
Claude-1.3	multi	42.7	46.9	49.3	57.3	42.2	52.7	44.1	51.1	44.6	52.0
GPT-turbo-3.5	multi	41.6	42.8	46.7	51.2	36.7	41.2	42.0	46.3	41.8	45.3
Qwen-7B	SC	37.5	38.4	45.5	48.3	38.1	42.3	39.0	42.0	40.0	52.0
Qwen-1.8B	SC	32.6	31.3	38.9	37.0	38.3	32.4	35.3	34.3	36.3	33.8
Claude-2.0	multi	39.7	11.7	39.1	35.6	28.6	20.8	37.5	19.5	36.2	21.9
ChatGLM3-6B	SC	31.0	32.8	39.3	38.3	35.6	34.2	35.6	35.0	35.4	35.1
Taiwan-LLaMA-13B	TC	18.5	25.2	27.6	25.3	17.8	18.2	21.5	20.5	21.3	22.3
Taiwan-LLaMA-7B	TC	15.0	7.7	16.2	4.5	15.0	3.2	16.2	5.1	15.6	5.1

Table 2: Zero-shot/Five-shot average accuracy (%) in an answer-only setting. The average accuracy over the subjects within each category.

2.4 Evaluation

For all subjects, we calculate the average accuracy score first. We then average all subjects by their subject category. Finally, an average score is calculated based on the 4 categories' average score.

3 Experiments

We conduct evaluations on 24 distinct LLMs, focusing on multilingual and Chinese-specific models. Each model varies in aspects such as tokenization, pretraining datasets, size of parameters, and architectural design. Furthermore, we compare the performance of these LLMs against datasets comprising human-generated answers to assess their relative effectiveness. Additionally, we investigate several factors that could influence the performance of LLMs on these datasets.

3.1 Prompting method

In our approach, we formulate the prompts for the LLMs in both zero-shot and few-shot settings. For the few-shot setting, we utilize the development splits, specifically employing the provided set of five examples as context examples. The complete prompts can be found in Appendix 9.

3.2 Setup

For open-weight models, we use the chat template provided by each model if available and use the same prompting format (Huang et al., 2023) for non-conversation LLMs. Responses are parsed using a modified regular expression by Huang et al. (2023) with Traditional Chinese characters added. For close-source models, we obtain the response via APIs and parse using the same set of parsers used by open-weight models.

3.3 Models

To provide an extensive overview of the current landscape of Chinese LLMs, we conduct benchmarks not only on Traditional Chinese-specific models (Lin & Chen, 2023) but also on Simplified Chinese LLMs (Bai et al., 2023; Du et al., 2022). Our evaluation encompasses a range of well-regarded closed-source LLMs, including those from OpenAI GPT series (Brown et al., 2020), Gemini (Team, 2023), and Claude (Anthropic, 2023). Within the OpenAI GPT suite, our tests incorporate GPT-4 from the gpt-4-0613 model and GPT-3.5-turbo from the gpt-3.5-turbo-0613 model. For Gemini models, we use the Gemini-pro model, the

Model	Lang	STEM	Soc. Sci.	Humanities	Other	Average
Human	-	62.9	72.1	69.5	68.5	68.2
Qwen-72B	SC	63.9	69.9	52.1	60.6	62.1
GPT-4	multi	61.7	65.7	49.2	57.0	58.4
Qwen-14B	SC	48.3	54.8	40.3	46.4	47.5
Gemini-pro	multi	47.7	54.7	42.2	45.9	47.6
GPT-turbo-3.5	multi	43.6	43.8	31.5	40.3	29.8

Table 3: Zero-shot average accuracy (%) in 44 subjects with human answers data

only publicly accessible Gemini model at the current point of writing. Regarding Claude models, we include both Claude-1.3 and Claude-2.0 in our evaluation where Claude-1.3 is solely trained in the supervised fine-tuned (SFT) (Lowe & Leike, 2022), whereas Claude-2.0 undergoes training in the SFT stage, followed by reinforcement learning from human feedback (Bai et al., 2022).

3.4 Results

3.4.1 Comparative Analysis of Diverse Model Architectures

In our benchmark, we examine a spectrum of open-weight models, with parameter counts ranging from 1.8B to 72B (Bai et al., 2023; Lin & Chen, 2023; Ennen et al., 2023; Du et al., 2022), as well as proprietary models that are evaluated via API calls (OpenAI, 2023; Team, 2023). Table 2 presents our findings, which indicate a general trend where models with larger numbers of parameters tend to show improved performance across various domains. It is noteworthy that the open-source model, Qwen-72B, achieves superior zero-shot learning scores in comparison to the closed-source GPT-4 model, albeit GPT-4 exhibits enhanced performance in few-shot scenarios, surpassing Qwen-72B by a considerable margin.

Disparities in performance are noted even among models with comparable parameter sizes, which can be attributed to differing developmental approaches. Such discrepancies highlight the importance of model architecture and training regimen over the mere scale of parameters. We intend to further investigate these differences, focusing on how factors such as model tokenization and the efficiency of parameter utilization contribute to the observed outcomes. A comprehensive analysis of these aspects will be discussed in Section 3.5.3. Detailed comparisons across all models are available in Appendix D.

3.4.2 Human baseline

In this analysis, we present a comparison between human test-takers and a range of AI models, including Qwen-72B, Qwen-14B, and the proprietary GPT-4, GPT-3.5-turbo, Gemini-Pro. The human baseline scores, as represented in Table 3, have been revised to reflect the passing rate based on the proportion of correct responses to total responses for each question. To illustrate, if a question offered four possible answers and the majority of human respondents selected the correct one, the passing rate for that question would be calculated by dividing the number of correct answers by the total number of responses.

Our result indicates that human test-takers maintain a lead over AI models in zero-shot learning tasks, with an average accuracy of 68.2% across all domains. Notably, humans exhibit the highest proficiency in Social Sciences and Humanities, areas where nuanced understanding and contextual knowledge play significant roles. In comparison, the highest-performing AI model, Qwen-72B, shows an average accuracy of 62.1%, with particular strength in Social Science and STEM-related tasks.

Model	STEM		Soc. Sci.		Human.		Other		Avg.	
	Sim.	Trad.	Sim.	Trad.	Sim.	Trad.	Sim.	Trad.	Sim.	Trad.
gpt-3.5-turbo	42.1	41.6	46.3	46.7	37.6	36.7	41.7	42.0	41.9	41.8
Gemini-pro	46.7	45.4	59.1	57.3	51.2	48.8	48.8	48.2	51.5	49.9
Qwen-14B	48.1	46.9	58.0	56.7	49.8	49.4	49.3	48.8	51.3	50.5
Qwen-7B	39.8	37.5	46.7	45.5	40.6	38.1	41.3	39.0	42.1	40.0
Taiwan-LLM-13B	15.5	18.5	19.9	27.6	13.5	17.8	15.0	21.5	16.0	21.3
Taiwan-LLM-7B	14.3	15.0	16.4	16.2	16.6	15.0	16.2	16.2	15.9	15.6

Table 4: General Comparative Results: Simplified vs Traditional Chinese on zero-shot only settings

Model	STEM	Soc. Sci.	Humanities	Other	Average
Gemini-pro	46.4	52.2	41.4	45.2	46.3
Qwen-14B	40.1	47.2	39.7	40.5	41.9
gpt-3.5-turbo	30.2	33.0	27.2	29.6	30.0

Table 5: Five shot average accuracy (%) in a chain of thought setting. Scores highlighted in bold indicate enhanced performance relative to five shot without chain of thought

3.4.3 Comparative Results Across Different Subjects

Based on results from Tables 2, we find subjects that necessitate mathematical reasoning, such as those in the STEM category, consistently show lower performance metrics compared to subjects that are more reliant on background knowledge and linguistic comprehension, such as Social Sciences, Humanities, and Other categories. This trend is evident in both prompting strategies, where models like GPT-4 and Qwen-72B while performing admirably across all categories, exhibit a noticeable dip in their performance in the STEM field. This can be attributed to the inherent complexity and specificity of mathematical reasoning, which poses a significant challenge for current language models. Unlike areas in humanities or social sciences where context and narrative understanding play a pivotal role, STEM subjects require a precise and systematic approach to problem-solving, which is not yet fully captured by these models.

3.5 Analysis and discussion

3.5.1 Comparative Analysis of Traditional and Simplified Chinese Characters

This study aims to investigate the impact of the linguistic differences between Traditional and Simplified Chinese characters on the performance of LLMs. Traditional and Simplified Chinese characters share only about 30% of their vocabulary, which implies that LLMs trained in Traditional Chinese may face difficulties when processing Simplified Chinese text. This research is essential to comprehend the linguistic flexibility and limitations of LLMs in the context of these two writing systems that are different yet interconnected. We utilized the widely recognized ‘openc’ (Kuo, 2023) tool to transform TMMLU+ questions and prompts from Simplified to Traditional Chinese. Our analysis focuses on examining the performance of various language models in responding to queries in both Simplified and Traditional Chinese across four primary TMMLU+ topics. As detailed in Table 4, our findings indicate that the use of Traditional Chinese prompts can notably enhance the performance of LLMs specifically trained in Traditional Chinese and vice versa for Simplified Chinese LLMs.

3.5.2 Improvement through chain of thought

As observed in GPT-4 (OpenAI, 2023) and Gemini-Pro (Team, 2023), we use the few-shot chain of thought (CoT) (Wei et al., 2022) to improve the model reasoning ability in STEM subjects found in MMLU (Hendrycks et al., 2021a). We modify the prompt from a direct

Model	STEM	Other	Social Sci	Humanities	Average	Fertility
Yi-6B-Chat	39.62	44.26	50.24	44.44	44.64	1.49
Qwen-7B	37.53	38.96	45.48	38.09	40.01	1.40
Qwen-7B-Chat	33.32	39.89	44.64	40.27	39.53	1.40
BlueLM-7B-Base	33.94	38.74	41.52	37.38	37.90	1.56
chatglm3-6b	31.05	35.60	39.31	35.64	35.40	1.38
deepseek-llm-7b-chat	29.82	34.31	42.29	34.24	35.17	1.99
blossom-v3.1-mistral-7b	32.80	34.53	36.91	32.36	34.15	2.25
yayi-7b	27.47	28.67	31.55	28.11	28.95	1.12
Breeze-7B-Instruct-v0.1	20.46	28.25	32.08	34.25	28.76	1.30
deepseek-llm-7b-base	23.18	26.09	32.30	23.65	26.31	1.99
mistral-7b-80k	24.26	24.57	23.76	22.56	23.79	2.23
Chinese-Llama-2-7b	16.55	16.13	18.39	12.97	16.01	2.84
yayi-7b-llama2	16.32	15.48	16.27	15.58	15.91	2.84
Taiwan-LLM-7B-v2.1-chat	14.99	16.22	16.23	15.00	15.61	2.84
Atom-7B	5.60	11.84	13.57	7.71	9.68	1.97

Table 6: All 7B model zero shot results for fertility score ablation study

answer to the Chinese version of the CoT similar (Li et al., 2023) but using Traditional Chinese characters. All the thought processes are generated by OpenAI (2023) and reviewed by humans. Our result shows performance degradation in the five-shot CoT evaluation setting which coincides with previous Chinese multi-choice question (Huang et al., 2023; Li et al., 2023) results.

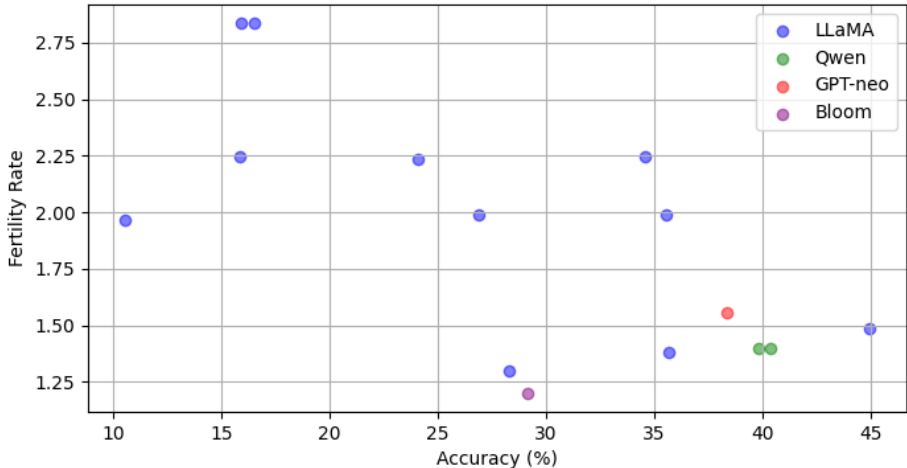


Figure 3: Fertility score and average TMMLU+ accuracy from 15 different LLMs around 7B parameters

3.5.3 Impact of Tokenizer Vocabulary

During our research, we observe a correlation between the size of a model’s vocabulary and its performance. Although most models are trained on undisclosed pretraining corpora ranging from 10B to 2T tokens, we argue that the design of the learned tokenizer is crucial. Previous work (Ali et al., 2023) has found that a low fertility score for tokenizers across different languages is crucial for multilingual performance. A tokenizer with a low fertility score, when presented with the same sentence, generates a shorter sequence of tokens compared to a tokenizer with a higher fertility score. In the case of Taiwan-LLaMA, 59.5% of Traditional Chinese characters in TMMLU+ are encoded with 256 bytes. This poses a challenge for the transformer module as it increases the input sequence while operating on

a smaller feature space. To validate our hypothesis, we aggregate data from approximately 15 LLMs around 7B parameters in LLaMA (Touvron et al., 2023a;b; Jiang et al., 2023), Qwen (Bai et al., 2023), Bloom (Scao et al., 2022) and GPT-Neo (Black et al., 2022) architecture, and plot the correlation between their tokenizer fertility scores and average accuracy. Our result, as shown in Figure 3, reveals a significant Pearson correlation coefficient of -0.67 between fertility score and average accuracy, indicating that high fertility negatively impacts downstream performance.

3.5.4 Comparative Analysis of Error Patterns in LLMs and Human Test Takers

In this section, we undertake a thorough examination of the error patterns exhibited by various LLMs in comparison to those made by human test takers. Our goal is to discern whether the mistakes made by these advanced language models are akin to those typically encountered in human responses.

We partition the questions into three distinct categories based on their difficulty levels: easy, medium, and hard. The difficulty level of each question is determined through an empirical approach. Initially, we compute an average threshold for the correct response rates of humans across all questions. This threshold is used as a benchmark to categorize each question. Specifically, a question is classified as 'hard' if its correct response rate is lower than or equal to 25%, 'medium' if the rate is above 25% but lower than or equal to the average threshold, and 'easy' if the rate is higher than the average threshold. For each question, we track the correctness of the answers provided by both the LLMs and human participants. This data is then used to populate arrays corresponding to each difficulty level, thereby enabling a comparative analysis of error patterns across the different categories. After analyzing the distribution of errors in various categories, we have found that GPT-4 outperforms humans in difficult questions across all major categories.

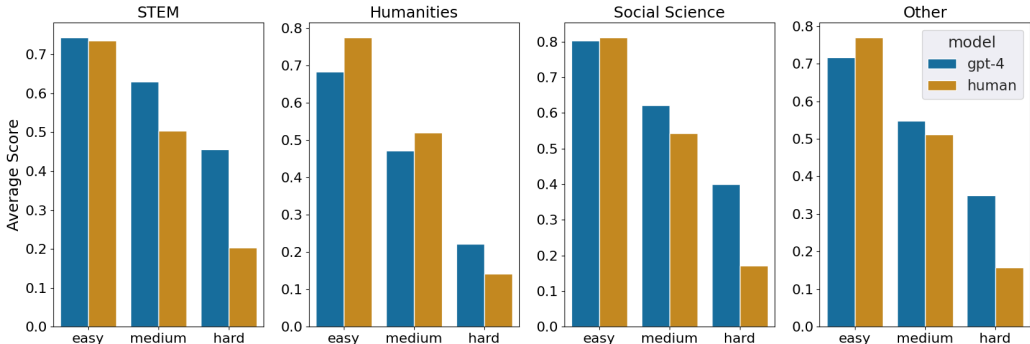


Figure 4: Human level difficulty comparison with GPT-4 zero shot settings

4 Related Works

Many benchmark datasets have been created to evaluate the abilities of models in NLU tasks. Some of these benchmarks focus on specific subjects. For instance, the GLUE benchmark (Wang et al., 2019) is a collection of NLU tasks that mainly concentrate on language skills. A12 Reasoning Challenge (Clark et al., 2018) is a dataset comprising multiple-choice questions from science exams at various grade levels. On the other hand, Hendrycks et al. (2021b) is designed to evaluate LLMs’ ability to solve mathematical problems. MMLU (Hendrycks et al., 2021a) is a benchmark used to assess models’ knowledge comprehension in different domains. It provides broad and in-depth coverage of subjects and, hence is widely used to evaluate LLMs’ abilities in knowledge understanding. The proliferation of benchmarks is increasing and expanding; however, it is noteworthy that the majority of these benchmarks have been developed in English.

With Chinese being the language having the largest user base worldwide, there also has been a significant increase in the number of benchmark datasets available in Chinese recently. For example, a bilingual benchmark including both English and Chinese has been released by Zhong et al. (2023) which focuses on standardized tests. Furthermore, some datasets are tailored to specific fields, such as CMATH (Wei et al., 2023), which evaluates the ability of LLMs to solve mathematical problems at the elementary level. Additionally, Zeng (2023) proposed MMCU, which covers four key areas: medicine, law, psychology, and education. Researchers have also created benchmarks that cover a wide range of subjects and difficulty levels from elementary school to college, such as M3KE (Liu et al., 2023), CMMLU (Li et al., 2023), and C-Eval (Huang et al., 2023).

However, considering the discrepancies in idiomatic usage and cultural nuances between Traditional Chinese and Simplified Chinese users, the benchmark datasets in Simplified Chinese might not be entirely suitable for accurately assessing LLMs’ NLU capabilities in Traditional Chinese. The development of Traditional Chinese evaluation datasets remains largely untapped. As for Traditional Chinese benchmarks, there are existing datasets such as DRCD (Shao et al., 2019) focusing on reading comprehension, TTQA (Ennen et al., 2023) emphasizing Taiwanese-related knowledge extracted from Wikipedia pages. Also, Hsu et al. (2023) released a benchmark encompassing a diverse range of knowledge in 55 subjects from Taiwanese standardized examinations.

5 Conclusion

In this work, we introduce TMMLU+, an improved benchmark for evaluating large language models understanding in Traditional Chinese through multiple-choice question answering. Our preliminary results have found that existing Traditional Chinese LLMs still fall behind their Simplified Chinese counterparts in terms of understanding Traditional Chinese. Furthermore, our analysis indicates that none of the current large language models achieve an average score surpassing human performance, underscoring the challenging nature of our dataset and its potential to drive forward the development of more sophisticated language understanding systems.

References

- Mehdi Ali, Michael Fromm, Klaudia Thellmann, Richard Rutmann, Max Lübbering, Johannes Leveling, Katrin Klug, Jan Ebert, Niclas Doll, Jasper Schulze Buschhoff, et al. Tokenizer choice for llm training: Negligible or crucial? *arXiv preprint arXiv:2310.08754*, 2023.
- Anthropic. Model card and evaluations for claude models. <https://www-files.anthropic.com/production/images/Model-Card-Claude-2.pdf>, 2023.
- Jinze Bai, Shuai Bai, Yunfei Chu, Zeyu Cui, Kai Dang, Xiaodong Deng, Yang Fan, Wenbin Ge, Yu Han, Fei Huang, et al. Qwen technical report. *arXiv preprint arXiv:2309.16609*, 2023.
- Yuntao Bai, Andy Jones, Kamal Ndousse, Amanda Askell, Anna Chen, Nova DasSarma, Dawn Drain, Stanislav Fort, Deep Ganguli, Tom Henighan, et al. Training a helpful and harmless assistant with reinforcement learning from human feedback. *arXiv preprint arXiv:2204.05862*, 2022.
- Sid Black, Stella Biderman, Eric Hallahan, Quentin Anthony, Leo Gao, Laurence Golding, Horace He, Connor Leahy, Kyle McDonell, Jason Phang, et al. Gpt-neox-20b: An open-source autoregressive language model. *arXiv preprint arXiv:2204.06745*, 2022.
- Tom B. Brown, Benjamin Mann, Nick Ryder, Melanie Subbiah, Jared Kaplan, Prafulla Dhariwal, Arvind Neelakantan, Pranav Shyam, Girish Sastry, Amanda Askell, Sandhini Agarwal, Ariel Herbert-Voss, Gretchen Krueger, T. J. Henighan, Rewon Child, Aditya Ramesh, Daniel M. Ziegler, Jeff Wu, Clemens Winter, Christopher Hesse, Mark Chen, Eric Sigler, Mateusz Litwin, Scott Gray, Benjamin Chess, Jack Clark, Christopher Berner, Sam

- McCandlish, Alec Radford, Ilya Sutskever, and Dario Amodei. Language models are few-shot learners. *ArXiv*, abs/2005.14165, 2020. URL <https://arxiv.org/abs/2005.14165>.
- Peter Clark, Isaac Cowhey, Oren Etzioni, Tushar Khot, Ashish Sabharwal, Carissa Schoenick, and Oyvind Tafjord. Think you have solved question answering? try arc, the ai2 reasoning challenge, 2018.
- Zhengxiao Du, Yujie Qian, Xiao Liu, Ming Ding, Jiezhong Qiu, Zhilin Yang, and Jie Tang. Glm: General language model pretraining with autoregressive blank infilling. In *Proceedings of the 60th Annual Meeting of the Association for Computational Linguistics (Volume 1: Long Papers)*, pp. 320–335, 2022.
- Philipp Ennen, Po-Chun Hsu, Chan-Jan Hsu, Chang-Le Liu, Yen-Chen Wu, Yin-Hsiang Liao, Chin-Tung Lin, Da-Shan Shiu, and Wei-Yun Ma. Extending the pre-training of bloom for improved support of traditional chinese: Models, methods and results, 2023.
- Chaoyou Fu, Peixian Chen, Yunhang Shen, Yulei Qin, Mengdan Zhang, Xu Lin, Jinrui Yang, Xiawu Zheng, Ke Li, Xing Sun, et al. Mme: A comprehensive evaluation benchmark for multimodal large language models. *arXiv preprint arXiv:2306.13394*, 2023.
- Yash Goyal, Tejas Khot, Douglas Summers-Stay, Dhruv Batra, and Devi Parikh. Making the v in vqa matter: Elevating the role of image understanding in visual question answering. In *Proceedings of the IEEE conference on computer vision and pattern recognition*, pp. 6904–6913, 2017.
- Dan Hendrycks, Collin Burns, Steven Basart, Andy Zou, Mantas Mazeika, Dawn Song, and Jacob Steinhardt. Measuring massive multitask language understanding, 2021a. URL <https://arxiv.org/abs/2009.03300>.
- Dan Hendrycks, Collin Burns, Saurav Kadavath, Akul Arora, Steven Basart, Eric Tang, Dawn Song, and Jacob Steinhardt. Measuring mathematical problem solving with the math dataset, 2021b. URL <https://arxiv.org/abs/2103.03874>.
- Chan-Jan Hsu, Chang-Le Liu, Feng-Ting Liao, Po-Chun Hsu, Yi-Chang Chen, and Da shan Shiu. Advancing the evaluation of traditional chinese language models: Towards a comprehensive benchmark suite, 2023.
- Yuzhen Huang, Yuzhuo Bai, Zhihao Zhu, Junlei Zhang, Jinghan Zhang, Tangjun Su, Junteng Liu, Chuancheng Lv, Yikai Zhang, Jiayi Lei, Yao Fu, Maosong Sun, and Junxian He. C-eval: A multi-level multi-discipline chinese evaluation suite for foundation models, 2023.
- Albert Q Jiang, Alexandre Sablayrolles, Arthur Mensch, Chris Bamford, Devendra Singh Chaplot, Diego de las Casas, Florian Bressand, Gianna Lengyel, Guillaume Lample, Lucile Saulnier, et al. Mistral 7b. *arXiv preprint arXiv:2310.06825*, 2023.
- Chia-Pao Kuo. Open chinese convert. <https://github.com/BYVoid/OpenCC>, 2023.
- Haonan Li, Yixuan Zhang, Fajri Koto, Yifei Yang, Hai Zhao, Yeyun Gong, Nan Duan, and Timothy Baldwin. Cmmlu: Measuring massive multitask language understanding in chinese, 2023.
- Yen-Ting Lin and Yun-Nung Chen. Taiwan llm: Bridging the linguistic divide with a culturally aligned language model. *arXiv preprint arXiv:2311.17487*, 2023.
- Chuang Liu, Renren Jin, Yuqi Ren, Linhao Yu, Tianyu Dong, Xiaohan Peng, Shuting Zhang, Jianxiang Peng, Peiyi Zhang, Qingqing Lyu, Xiaowen Su, Qun Liu, and Deyi Xiong. M3ke: A massive multi-level multi-subject knowledge evaluation benchmark for chinese large language models, 2023.
- Ryan Lowe and Jan Leike. Aligning language models to follow instructions. *OpenAI Blog*, January, 27, 2022.
- OpenAI. Gpt-4 technical report. *ArXiv*, abs/2303.08774, 2023.

- Abhishek Padalkar, Acorn Pooley, Ajinkya Jain, Alex Bewley, Alex Herzog, Alex Irpan, Alexander Khazatsky, Anant Rai, Anikait Singh, Anthony Brohan, et al. Open x-embodiment: Robotic learning datasets and rt-x models. *arXiv preprint arXiv:2310.08864*, 2023.
- Pranav Rajpurkar, Jian Zhang, Konstantin Lopyrev, and Percy Liang. Squad: 100,000+ questions for machine comprehension of text. *arXiv preprint arXiv:1606.05250*, 2016.
- Tevan Le Scao, Angela Fan, Christopher Akiki, Ellie Pavlick, Suzana Ilić, Daniel Hesslow, Roman Castagné, Alexandra Sasha Luccioni, François Yvon, Matthias Gallé, et al. Bloom: A 176b-parameter open-access multilingual language model. *arXiv preprint arXiv:2211.05100*, 2022.
- Chih Chieh Shao, Trois Liu, Yuting Lai, Yiyang Tseng, and Sam Tsai. Drcd: a chinese machine reading comprehension dataset, 2019.
- Gemini Team. Gemini: A family of highly capable multimodal models. Technical report, Technical report, Google, 12 2023. URL <https://storage.googleapis.com...>, 2023.
- Hugo Touvron, Thibaut Lavril, Gautier Izacard, Xavier Martinet, Marie-Anne Lachaux, Timothée Lacroix, Baptiste Rozière, Naman Goyal, Eric Hambro, Faisal Azhar, et al. Llama: Open and efficient foundation language models. *arXiv preprint arXiv:2302.13971*, 2023a.
- Hugo Touvron, Louis Martin, Kevin Stone, Peter Albert, Amjad Almahairi, Yasmine Babaei, Nikolay Bashlykov, Soumya Batra, Prajjwal Bhargava, Shruti Bhosale, et al. Llama 2: Open foundation and fine-tuned chat models. *arXiv preprint arXiv:2307.09288*, 2023b.
- Alex Wang, Amanpreet Singh, Julian Michael, Felix Hill, Omer Levy, and Samuel R. Bowman. GLUE: A multi-task benchmark and analysis platform for natural language understanding. In *International Conference on Learning Representations*, 2019. URL <https://openreview.net/forum?id=rJ4km2R5t7>.
- Jason Wei, Xuezhi Wang, Dale Schuurmans, Maarten Bosma, Fei Xia, Ed Chi, Quoc V Le, Denny Zhou, et al. Chain-of-thought prompting elicits reasoning in large language models. *Advances in Neural Information Processing Systems*, 35:24824–24837, 2022.
- Tianwen Wei, Jian Luan, Wei Liu, Shuang Dong, and Bin Wang. Cmath: Can your language model pass chinese elementary school math test?, 2023. URL <https://arxiv.org/abs/2306.16636>.
- Hui Zeng. Measuring massive multitask chinese understanding, 2023.
- Wanjun Zhong, Ruixiang Cui, Yiduo Guo, Yaobo Liang, Shuai Lu, Yanlin Wang, Amin Saied, Weizhu Chen, and Nan Duan. Agieval: A human-centric benchmark for evaluating foundation models, 2023.

A Details of TMMLU+

Subject details Table 7, 8, 9, 10 shows each of the subjects found in TMMLU+ with their broad category, as well as total number of questions.

Subject Name	Chinese Name	Questions
Engineering Math	工程數學	119
Organic Chemistry	有機化學	126
Advance Chemistry	化學	142
Physics	物理	113
Secondary Physics	高中物理	130
Pharmacy	藥劑學	440
Computer Science	資訊工程	198
Basic Medical Science	基礎醫學	1065
statistics and Machine Learning	統計與機器學習	254
Junior Science Exam	國中會考基測自然科	242
Junior Math Exam	國中會考基測數學科	199
TVE Natural Sciences	統測自然科	476
Junior Chemistry	國中理化	237
TVE Mathematics	統測數學	172

Table 7: Overview of subjects in STEM

Subject Name	Chinese Name	Questions
Clinical Psychology	臨床心理學	144
Taiwanese Trivia Question Answering v2 (ttqav2)	台灣在地用語	131
Human Behavior	人類行為與社會	348
National Protection	軍事	240
Politic Science	政治	1111
Educational Psychology	教育心理	201
Education (Profession Level)	教育專業	545
Economics	經濟學	442
Psychology Disorders	心理障礙職能治療學	608
Geography of Taiwan	台灣地理	858
Physical Education	體育	204
Macroeconomics	總經	462
Chinese Language and Literature	國文	226
Junior Chinese Exam	國中會考基測國文	200
TVE Chinese Language	統測國文	542
Education	教育常識	143
Three Principles of People	三民主義	160
Taiwanese Hokkien	閩南語	148

Table 8: Overview of subjects in STEM

Subject Name	Chinese Name	Questions
General Principles of Law	法學大意	123
Anti Money Laundering	洗錢防制	154
Jce Humanities	指考人文科目	105
Introduction to Law	法律概論	268
Taxation	稅務	422
Trust Practice	信託實務	451
Administrative Law	行政法	472

Table 9: Overview of subjects in STEM

Subject Name	Chinese Name	Questions
Dentistry	牙醫學	448
Traditional Chinese Medicine Clinical Medicine	中醫臨床醫學	314
Technical Skills	技術工相關	452
Culinary Skills	餐旅	330
Mechanical	機械與機電概論	136
Logic Reasoning	邏輯思維	160
Real Estate	房地產	107
Music	音樂科	314
Junior Social Studies	國中會考基測社會科	145
TVE Design	統測_設計	538
Trade	貿易	563
Auditing	審計學	616
Veterinary Pharmacology	獸醫藥理學	605
Nautical Science	航海	617
Veterinary Pathology	獸醫病理學	320
Accounting	會計學	217
Fire Science	火災學	143
Optometry	視光學	1027
Insurance Studies	保險學	850
Pharmacology	藥理學	646
Management Accounting	管理會計	244
Agriculture	農業	173
Official Document Management	機關文書	252
Financial Analysis	財務分析	429
Marketing Management	行銷管理	108
Business Management	企業管理	160
Finance Banking	金融與法規	155

Table 10: Overview of subjects in Other

Creation of year Due to concern of memorization, we try to use as many questions from 2023 as shown in Figure 5. However, we found some questions that can be found in exams as early as 1998.

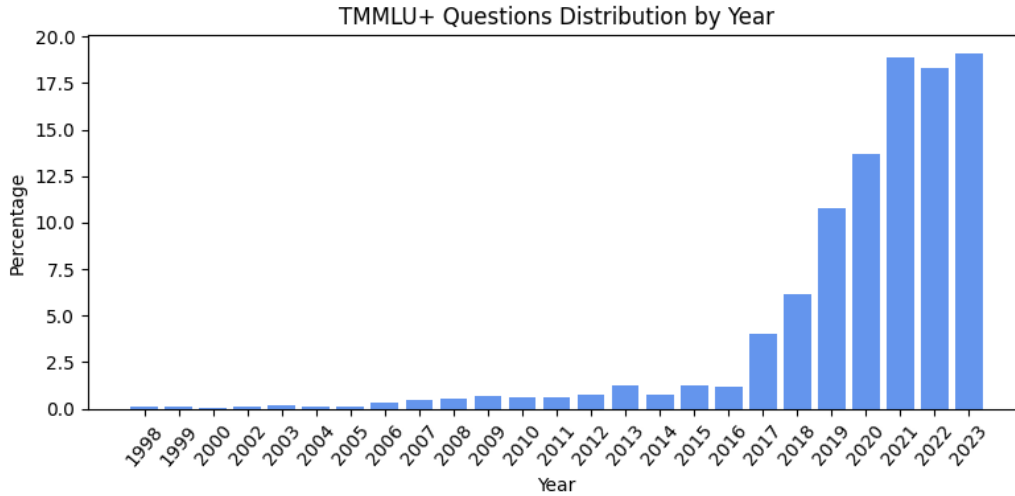


Figure 5: Year of exam questions used in TMMLU+

Question length Compared to CMMLU and TMMLU, TMMLU+ has a slightly longer tail of the distribution in question length than the prior.

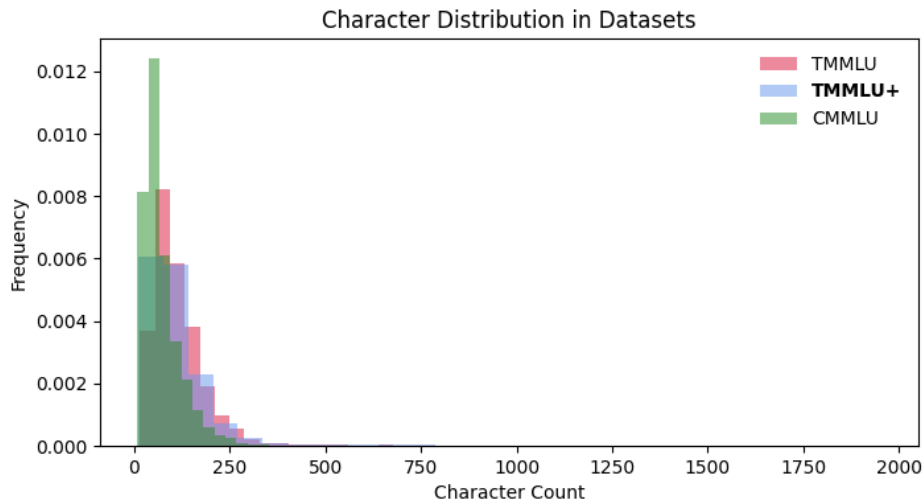


Figure 6: Character distribution comparison between TMMLU+, TMMLU and CMMLU. TMMLU+ distribution is slightly more long tail than TMMLU and CMMLU

B Prompts used in evaluation process

問題：寡占市場結構與其他三種類型市場結構之最大差異在於下列何者？
Question: What is the major difference between an oligopolistic market structure and the other three types of market structures?

A. 廠商做決策時會考慮到競爭者是如何做決策
A. Firms make decisions considering how their competitors decide.

B. 個別廠商是價格的決定者
B. Individual firms are price setters.

C. 不同廠商所生產之產品是異質的
C. The products produced by different firms are heterogeneous.

D. 不同廠商所生產之產品是同質的
D. The products produced by different firms are homogeneous.

答案：A

Figure 7: An example of zero-shot evaluation in answer-only scenarios. The blue text represents the model's response, while the preceding text is the input prompt. The English translation is given below the corresponding Chinese text.

以下是關於工程數學考試單選題，請選出正確的答案。
Here are the multiple-choice questions about the engineering mathematics exam, please choose the correct answer.

問題： $\lim_{x \rightarrow \infty} (\sqrt{x^2 + 11x} - x) = ?$
Question: $\lim_{x \rightarrow \infty} (\sqrt{x^2 + 11x} - x) = ?$

A. 37
B. $\frac{11}{5}$
C. $\frac{11}{2}$
D. $\frac{11}{4}$

答案：C

...[5-shot examples]...

問題：給定兩向量 $u = [1, 1, 2]^T$ 及 $v = [2, -1, 1]^T$ ，下列選項何者錯誤？
Question: Given two vectors $u = [1, 1, 2]^T$ and $v = [2, -1, 1]^T$, which of the following options is incorrect?

A. 此兩向量的外積（cross product）為 $[-3, -3, 3]^T$
A. A. The cross product of these two vectors is $[-3, -3, 3]^T$

B. 此兩向量的夾角為 $\frac{\pi}{3}$
B. The angle between these two vectors is $\frac{\pi}{3}$

C. 此兩向量的內積（inner product）為3
C. The inner product of these two vectors is 3.

D. 此兩向量的範數（norm）乘積為6
D. The product of the norms of these two vectors is 6.

答案：A

Figure 8: An example of few-shot evaluation in answer-only scenarios. The blue text represents the model's response, while the preceding text is the input prompt. The English translation is given below the corresponding Chinese text.

以下是關於工程數學考試單選題，請選出正確的答案。
 Here are the multiple-choice questions about the engineering mathematics exam, please choose the correct answer.
 問題：假設矩陣
 Question: Assume the matrix

$$\begin{bmatrix} 1 & 2 & 3 & 1 & b \\ 2 & 5 & 3 & a & 0 \\ 1 & 0 & 8 & 6 & c \end{bmatrix}$$

可以被轉換成簡化行階梯形式
 can be transformed into the reduced row echelon form

$$\begin{bmatrix} 1 & 0 & 0 & -2 & 0 \\ 0 & 1 & 0 & d & -1 \\ 0 & 0 & 1 & 1 & e \end{bmatrix}$$

以下哪些等式是正確的？
 Which of the following equations are correct?

- A. $a = 1$
- B. $d = -1$
- C. $b = 3$
- D. $e = 2$

答案：讓我們一步一步思考，首先，我們可以看到原始矩陣的第一行和第二行的關係，第二行是第一行的兩倍減去一個常數 a ，而簡化行階梯形式的第二行是原始矩陣的第一行減去一個常數 d 的兩倍，因此選項A和選項B都不正確。再來，原始矩陣的第一行和第三行的關係，第三行是第一行的一倍加上一個常數 c ，而簡化行階梯形式的第三行是原始矩陣的第一行加上一個常數 e 的一倍，因此選項D也不正確。最後，我們可以看到原始矩陣的第一行的最後一個元素 b ，經過轉換後變成了0，這代表 b 必須等於3，因此選項C是正確的。所以答案是C。

Answer: Let's think step by step. First, we can see the relationship between the first and second rows of the original matrix; the second row is twice the first row minus a constant a , while in the reduced row echelon form, the second row is the first row of the original matrix minus twice a constant d , so options A and B are incorrect. Next, the relationship between the first and third rows of the original matrix; the third row is the first row plus a constant c , while in the reduced row echelon form, the third row is the first row of the original matrix plus a constant e , so option D is also incorrect. Finally, we can see that the last element of the first row of the original matrix, b , becomes 0 after the transformation, which means b must be 3, so option C is correct. Therefore, the answer is C.

Figure 9: An example of CoT in answer-only scenarios. The blue text represents the model's response, while the preceding text is the input prompt. The English translation is given below the corresponding Chinese text.

C Detailed Description of Models

This section outlines the specifics of the models utilized in our investigation.

GPT-4 and GPT-3.5-turbo represent OpenAI's advancements in conversational models. Initially, these models undergo supervised fine-tuning leveraging a dataset comprising user-assistant dialogues. Subsequently, reinforcement learning from human feedback (RLHF) further refines their capabilities. For the purpose of this study, we employ versions of these models that were current as of June 13th, marking the latest updates available to us.

LLaMA and LLaMA 2 epitomize Meta's efforts in enhancing large, decoder-only language models. Both iterations employ Rotary Positional Embedding (RoPE) for positional encoding

and Root Mean Square Layer Normalization (RMSNorm) for model normalization. LLaMA 2 distinguishes itself by undergoing an extended pretraining phase on a diversified and more comprehensive dataset.

Qwen is pretrained on 2.4 trillion tokens, including Chinese, English, multilingual texts, code, and mathematics, covering general and professional fields.

Atom-7B is developed from the LLaMA 7B foundation, augmenting its vocabulary with an additional 32,000 Simplified Chinese tokens. This model benefits from further pretraining on a diverse and unspecified corpus, with a focus on sequences up to 4,000 tokens in length.

Deepseek-llm-7b-base is a fresh instantiation of the LLaMA architecture, pretrained from the ground up on an extensive 2 trillion token dataset, encompassing both English and Chinese languages.

Deepseek-llm-7b-chat evolves from the Deepseek-llm-7b-base, undergoing fine-tuning on a proprietary instructional dataset, the specifics of which remain undisclosed.

Yayi-7b builds upon the BLOOMZ 7B model, engaging in continuous pretraining on a selectively curated corpus of Simplified Chinese and English texts.

Yayi-7b-llama2 mirrors the approach of Yayi-7b, albeit starting from the LLaMA 2 7B model, to undertake continuous pretraining on a similarly filtered corpus of Simplified Chinese and English texts.

Blossom-v3.1-mistral-7B is developed from Mistral-7B model and only further fine-tuned on chinese instruction dataset.

Breeze-7B-Instruct-v0.1 enhances the original Mistral-7B model by incorporating an additional 30,000 Traditional Chinese tokens into its vocabulary. This expanded model then undergoes further pretraining on a substantial, though unspecified, volume of Traditional Chinese data.

Mistral-7b-80k extends the Mistral 7B framework, focusing its additional pretraining efforts on Simplified Chinese datasets.

BlueLM-7B-Base is GPT-Neo architecture language models pre-trained on a high-quality data with 2.6 trillion tokens in English and Simplified Chinese.

D Evaluation results on more models

Tables 11 present a comprehensive accuracy breakdown across numerous subjects for Qwen-72B, GPT-4, Qwen-14B, and Gemini-Pro.

Subject	GPT-4	Qwen-14B	Qwen-72B	Gemini-pro
Engineering Math	47.57	27.18	50.49	24.27
Dentistry	66.67	50.13	59.65	52.88
Traditional Chinese Medicine	43.53	51.44	68.71	43.53
Clinical Psychology	77.60	52.00	71.20	66.40
Technical	66.92	59.70	66.42	61.97
Culinary Skills	60.62	56.51	66.10	71.43
Mechanical Skills	66.10	59.32	77.12	63.36
Logic reasoning	34.53	32.37	40.29	35.25
Real Estate	43.48	45.65	48.91	40.18
General Principles of law	61.32	51.89	67.92	50.94
Finance Banking	61.48	48.89	52.59	47.41
Anti Money Laundering	70.90	73.88	79.85	61.94
ttqav2	78.76	72.57	86.73	71.68
marketing management	77.42	76.34	80.65	70.54
business management	70.50	59.71	69.78	60.43
organic chemistry	66.06	46.79	66.97	47.93

Subject	GPT-4	Qwen-14B	Qwen-72B	Gemini-pro
advance chemistry	53.66	47.15	52.85	50.41
physics	60.82	43.30	64.95	44.33
secondary physics	63.39	52.68	61.61	42.86
human behavior	73.46	66.02	78.64	63.11
national protection	63.51	62.56	74.88	64.93
jce humanities	63.33	58.89	76.67	60.00
politic science	75.18	50.85	73.67	59.30
agriculture	47.68	36.42	56.95	39.07
official document management	48.65	50.45	65.77	40.09
financial analysis	56.28	37.17	52.88	37.96
pharmacy	49.62	34.53	49.87	38.50
educational psychology	76.14	60.23	77.27	56.57
statistics and machine learning	71.88	56.70	65.18	54.27
management accounting	47.44	35.35	48.84	37.22
introduction to law	57.81	47.26	62.45	50.63
computer science	79.89	66.67	81.03	62.64
veterinary pathology	63.60	43.11	63.60	42.05
accounting	34.55	29.32	33.51	29.84
fire science	33.87	45.16	49.19	36.29
optometry	53.26	40.76	51.30	36.52
insurance studies	56.97	47.24	63.03	43.95
pharmacology	77.82	50.09	68.28	53.14
taxation	40.27	35.20	41.60	33.87
education (profession level)	56.38	39.51	57.41	43.00
economics	68.45	40.97	59.29	44.27
veterinary pharmacology	83.89	56.67	77.96	62.96
nautical science	52.45	38.66	51.18	41.85
Psychology Disorders	75.69	64.09	78.82	66.36
trust practice	47.38	43.39	55.61	40.65
geography of taiwan	69.92	58.20	73.96	65.10
physical education	61.45	41.90	68.72	45.81
auditing	56.55	42.18	61.45	42.55
administrative law	51.19	35.48	56.90	43.57
basic medical science	83.54	47.69	77.04	56.81
macroeconomics	63.99	45.50	62.53	42.86
trade	47.01	31.08	54.38	35.79
chinese language and literature	46.73	51.76	67.34	45.96
tve design	80.42	67.08	79.58	65.21
junior science exam	71.36	59.15	76.06	57.01
junior math exam	40.00	40.00	49.14	29.71
junior chinese exam	80.57	82.29	85.71	72.57
junior social studies	65.87	74.60	79.37	58.73
tve mathematics	33.33	33.33	36.67	30.00
tve chinese language	73.71	73.91	85.09	66.05
tve natural sciences	69.81	58.49	74.53	59.29
junior chemistry	54.07	43.54	49.28	37.32
music	58.27	52.52	67.99	51.58
education	66.13	55.65	65.32	54.03
three principles of people	77.70	69.06	80.58	68.35
taiwanese hokkien	27.13	33.33	42.64	34.88

Table 11: Breakdown of model performance in the top 4 models in zero-shot learning

E Evaluation Environment

Our evaluation environment differentiates between open-weight and closed-source models. Text generation inference is conducted on a workstation equipped with eight A6000 GPUs for open-weight models. In the case of closed-source models, we utilize the Python package provided by their vendor.