
You Need to Pay Better Attention: Rethinking the Mathematics of Attention Mechanism

Mehran Hosseini*
Department of Informatics
King's College London
London, UK
mehran.hosseini@kcl.ac.uk

Peyman Hosseini*
School of EECS
Queen Mary University of London
London, UK
s.hosseini@qmul.ac.uk

Abstract

Scaled Dot Product Attention (SDPA) is the backbone of many modern deep-learning models. It is so versatile that it has been used in natural language, vision, and multi-modal domains with very little change compared to its original formulation. This paper discusses why the current formulation is inefficient by delving into the mathematical details of the attention mechanism. We propose three improvements to mitigate these inefficiencies, thereby, introducing three enhanced attention mechanisms: *Optimised*, *Efficient*, and *Super Attention*. Optimised and Efficient Attention have one and two matrix multiplications fewer per head, respectively, and 25% and 50% fewer parameters, respectively, than standard SDPA, but perform similarly to standard SDPA in both vision and natural language tasks. They can be used in all applications where SDPA is used while offering smaller model sizes and faster training and inference without noticeable loss in performance. Super Attention introduces a new linear transformation on the values, transforming them from the left. It outperforms standard SPDA on vision and natural language tasks by up to 17% while having one fewer matrix multiplication per head and 25% fewer parameters than standard SDPA. Consequently, it is also faster than standard SDPA. Super Attention is ideal in applications where the attention layer's context length is fixed, such as Vision Transformers. In addition to providing mathematical reasoning, we evaluate the presented attention mechanisms on several datasets including MNIST, CIFAR100, ImageNet, IMDB Movie Reviews, and Amazon Reviews datasets, as well as combined Europarl and Anki English-Spanish datasets for neural machine translation.

1 Introduction

Not many ideas have had as profound an effect on the field of *Artificial Intelligence (AI)* as the *attention mechanism* (Bahdanau et al., 2015). Introduced as a method to improve machine translation, the attention mechanism revolutionised the way neural networks process and interpret data. By allowing models to focus on specific parts of the input while disregarding irrelevant information, it mimics a form of cognitive attention in humans. It not only enhanced the capability and efficiency of Language Models (LM) but also paved the way for the development of advanced AI architectures like the Transformer model (Vaswani et al., 2017).

These advances have had far-reaching impacts, extending beyond Natural Language Processing (NLP) to other areas such as image recognition (Dosovitskiy et al., 2021), autonomous systems (Mott et al., 2019), healthcare (Choi et al., 2016), and multi-modal application Xu et al. (2023).

*Equal contribution; ordered alphabetically.

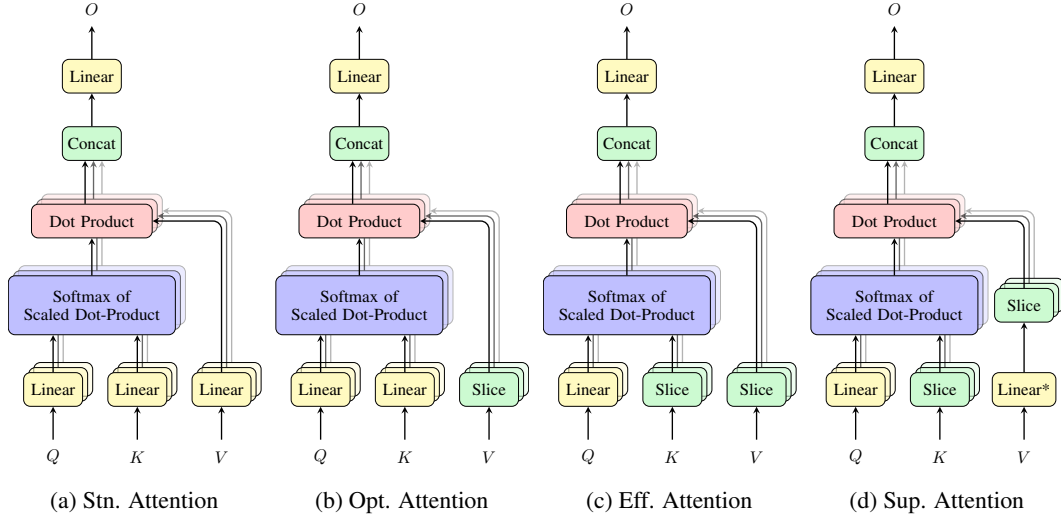


Figure 1: Standard multi-head scaled dot product attention (1a) alongside the four proposed modifications: Optimised Attention (1b), Efficient Attention (1c), and Super Attention (1d). The “Linear” block denotes a linear transformation right while “Linear*” denotes a linear transformation from left.

The formulation of SDPA in all these domains has undergone very little change compared to the original formulation of Vaswani et al. (2017). Instead, “The bigger the better” has been the prevailing maxim in AI in the last few years. Larger Language Models (LLM), such as Llama 3 (Touvron et al., 2023a,b), GPT-4 (Achiam et al., 2023), and Gemini (Anil et al., 2023) have demonstrated unprecedented capabilities in multi-modal domains.

The behemoth sizes of these models have introduced numerous challenges, such as expensive and slow training and inference, leading to secondary problems such as high carbon emission (Dhar, 2020). Furthermore, such models are impossible not only to run but even to store on edge devices such as smartphones, consumer laptops, and even powerful personal workstations.

In recent years, there have been numerous attempts to address this problem using post-training techniques, like quantisation (Jacob et al., 2018), Low-Rank Adaptation (LoRA) (Hu et al., 2022), Quantised LoRA (QLoRA) (Dettmers et al., 2023), and sparsification (Ashkboos et al., 2024). There have been also attempts to optimise the speed and GPU utilisation of attention-based models. Notable examples include Flash Attention Dao et al. (2022) and its successor, Flash Attention 2 Dao (2024).

All these approaches focus on techniques to improve the performance of attention-based models without altering the attention mechanism. In this paper, we look into the attention mechanism itself and put forward three attention mechanisms, *Optimised Attention*, *Efficient Attention*, and *Super Attention*. Our contributions are founded on two intuitive principles:

1. Two consecutive linear transformations result in a linear transformation.
2. A linear kernel between each input increases learning.

Using Principle 1, Optimised Attention omits the values’ linear transformation, (see Fig. 1b and Eq. (4)) while preserving the learning capabilities. We use Principle 1 once more in Efficient Attention to not only omit the values’ linear transformation but also that of the keys (see Fig. 1c and Eq. (5)). Finally, Super Attention uses Principle 2 and introduces a new learnable kernel W^A in between the attention scores and values (see Fig. 1d and Eq. (22)), thus enhancing the performance of SDPA in both vision and NLP tasks compared to standard attention, while being more efficient and having fewer parameters. We validate our proposed algorithms on image classification on MNIST, CIFAR100, and ImageNet datasets, natural language sentiment classification on IMDB and Amazon Reviews datasets, and Neural Machine Translation (NMT) on the combined Europarl and Anki English-to-Spanish translation dataset.

Contribution. In summary, we introduce:

- ◇ **Optimised Attention** in Section 3.1, which reduces the attention layer’s size by $1/4$ and its computational cost by h matrix multiplication, where h is the number of heads; thus, reducing its training and inference time by 2.5–7.5%, while performing similarly to standard attention in terms of learning performance.
- ◇ **Efficient Attention** in Section 3.2, which is our most efficient attention mechanism. It reduces the attention layer’s size by $1/2$ and its computational cost by $2h$ matrix multiplications; thus, reducing its training and inference time by 5–15%, while performing similarly to standard attention in terms of learning performance.
- ◇ **Super Attention** in Section 3.3, which is our most capable attention mechanism, outperforming standard attention by up to 2–17% in vision and NLP. It reduces the attention layer’s size by $1/4$ and its computational cost by h matrix multiplications, when the context length is equal to or smaller than the model dimension, thereby reducing the training and inference time by 2.5–10%.

2 Preliminaries

Before defining the SDPA, let us introduce the notations used throughout the paper. For natural numbers $d_m, d_k \in \mathbb{N}$, we denote the d_m -dimensional real *vectors space* by \mathbb{R}^{d_m} and the set of all real $d_m \times d_k$ *matrices* by $\mathbb{R}^{d_m \times d_k}$, noting that all matrices can be regarded as 2D *tensors* and vice versa. Given a set $\mathcal{A} \subseteq \mathbb{R}^{d_m}$, we denote the smallest real vector space containing \mathcal{A} by $\text{span}(\mathcal{A})$. Similarly, given a matrix $W \in \mathbb{R}^{d_m \times d_k}$, we denote the smallest real vector space containing the columns of W ’s by $\text{span}(W)$. For a *subspace* $\mathcal{S} \subseteq \mathbb{R}^{d_m}$, the *dimension* of \mathcal{S} , denoted $\text{dim}(\mathcal{S})$, is the size of the largest *linearly independent* set in \mathcal{S} . The *rank* of a matrix $W \in \mathbb{R}^{d_m \times d_k}$, denoted $\text{rank}(W)$, is the number of linearly independent columns (or rows) in W . The rank-nullity theorem implies that $\text{rank}(W) = \text{dim}(\text{span}(W))$ and $\text{rank}(W) \leq \min(d_m, d_k)$.²

We use the definition of the attention mechanism used in the implementations of SDPA in machine learning frameworks, such as Torch, JAX, TensorFlow, and Keras.

Definition 1 (Standard Attention). The (*multi-head*) *scaled dot-product attention* on input tensors $Q, K, V \in \mathbb{R}^{\ell \times d_m}$ is defined as

$$O = (H_1 H_2 \cdots H_h)W^O, \quad (1)$$

$$H_i = S_i V_i', \quad (2)$$

$$S_i = \text{softmax}\left(\frac{Q_i' K_i'^T}{\sqrt{d_k}}\right), \quad (3)$$

$$V_i' = V W_i^V, \quad (4)$$

$$K_i' = K W_i^K, \quad (5)$$

$$Q_i' = Q W_i^Q, \quad (6)$$

where O is the *output*; Q_i', K_i', V_i', S_i , and H_i are the *query, key, value, attention score*, and *head value* of the i -th *head*, respectively. The natural numbers ℓ, d_m and h are the *context length, model dimension*, and *number of heads*, respectively. Moreover, $W_i^Q, W_i^K \in \mathbb{R}^{d_m \times d_k}$ and $W_i^V \in \mathbb{R}^{d_m \times d_v}$, where d_k and d_v are the *key* and *value dimensions*, respectively.

Parameters d_m, d_k, d_v and h are often chosen so that $d_k = d_v = d_m/h$, and in most recent models, including Transformer models, Q, K , and V are set to X , a single input tensor; whereby, the attention mechanism is called *self-attention*.

3 Revising the Attention Mechanism

In this section, we visit and rethink the mathematical underpinnings of the attention mechanism and present enhancements to the attention mechanism to make it *more efficient* (in terms of *number of*

²For a detailed introduction to these see (Meyer, 2023, Chapters 2 & 4).

parameters and computation cost) and more capable (in terms of attaining higher accuracies and lower losses). In particular, we introduce *Optimised Attention* in Section 3.1, *Efficient Attention* in Section 3.2, and *Super Attention* in Section 3.3. We provide the mathematical motivation behind each of the mechanisms in the corresponding sections and evaluate all of them in Section 4.

3.1 Optimised Attention: Absorbing W_i^V 's into W^O

We start by optimising operations (1) and (4) of the attention mechanism. We do this by absorbing $W_1^V, W_2^V, \dots, W_h^V$ into W^O , thereby reducing the computational cost of the attention layer by h matrix multiplications without significantly affecting the performance as we show in Section 4.

In standard attention, the output O can be written as

$$\begin{aligned} O &= (H_1 \ H_2 \ \dots \ H_h)W^O = (S_1VW_1^V \ S_2VW_2^V \ \dots \ S_hVW_h^V) \begin{pmatrix} W_1^O \\ W_2^O \\ \vdots \\ W_h^O \end{pmatrix} \\ &= S_1VW_1^VW_1^O + S_2VW_2^VW_2^O + \dots + S_hVW_h^VW_h^O, \end{aligned} \quad (7)$$

where W_i^O is the matrix that contains rows $(i-1)d_v + 1, \dots, id_v$ of W^O for $i = 1, 2, \dots, h$. By the rank-nullity theorem, for each head, we have that

$$\begin{aligned} \dim(\text{span}(VW_i^VW_i^O)) &= \text{rank}(VW_i^VW_i^O) \leq \text{rank}(W_i^VW_i^O), \\ &\leq \min(\text{rank}(W_i^V), \text{rank}(W_i^O)) = \min(d_m, d_v) = d_v. \end{aligned}$$

In other words, $VW_i^VW_i^O$ has at most d_v independent columns, and the linear function $V \mapsto VW_i^VW_i^O$ maps the columns of V into a d_v -dimensional subspace of \mathbb{R}^{d_m} .

Thus, standard attention uses two consecutive matrix multiplication to embed the columns of V into a d_v -dimensional subspace of \mathbb{R}^{d_m} , which is inefficient according to Principle 1 (and as validated in Section 4). As shown in Fig. 1b and described in Definition 2, in Optimised attention, we achieve the same effect by one slicing and one matrix multiplication, thereby reducing the the computational cost of attention during training and inference.

In more detail, instead of multiplying V from the right by W_i^V , we first slice V into V_1, \dots, V_h , where V_i consists of columns $(i-1)d_v + 1, \dots, id_v$ of V , and then, instead of computing $S_iVW_i^VW_i^O$, we compute $S_iV_iW_i^O$, which has fewer parameters and matrix multiplications (see Remark 1). As we show in Section 4, Optimised Attention considerably improves the efficiency of the attention layer without affecting the model's performance.

Definition 2 (Optimised Attention). Using the notation of Definition 1, *Optimised Attention* is the attention mechanism defined by the following set of equations:

$$O = (H_1, H_2, \dots, H_h)W^O, \quad (8)$$

$$H_i = S_iV_i, \quad (9)$$

$$S_i = \text{softmax}\left(\frac{Q_i'K_i'^\top}{\sqrt{d_k}}\right), \quad (10)$$

$$K_i' = KW_i^K, \quad (11)$$

$$Q_i' = QW_i^Q. \quad (12)$$

Remark 1. Optimised Attention is more efficient than standard attention in the sense that it has h matrix multiplication and d_m^2 parameters fewer than standard attention.

Proof. Compared to Optimised Attention, standard attention has extra $W_1^V, W_2^V, \dots, W_h^V$, which are multiplied from the right to V , amounting to a total of $d_m d_v h = d_m^2$ parameters and h matrix multiplications. \square

3.2 Efficient Attention: Absorbing W^K into W^Q

In the last section, we discussed how and why we can remove W^O to reduce the computational cost of the attention mechanism. Here, we show that we can do the same for W^K to further reduce the attention mechanism’s computational cost. When computing the pre-softmax attention scores for each head, we have that

$$\begin{aligned} \dim(\text{span}(\frac{QW_i^Q W_i^{K\top} K^\top}{d_k})) &= \text{rank}(QW_i^Q W_i^{K\top} K^\top) \leq \text{rank}(W_i^Q W_i^{K\top}), \\ &\leq \min(\text{rank}(W_i^Q), \text{rank}(W_i^K)) = \min(d_m, d_k) = d_k. \end{aligned}$$

Therefore, SDPA suffers from the same problem as before in Section 3.1. Similarly to what we did in Optimised Attention, we address this by replacing the linear transformation of keys by slicing as depicted in Fig. 1c and described in Definition 3.

Definition 3 (Efficient Attention). Using the same notation as Definition 2, *Efficient Attention* is defined via the following equations:

$$O = (H_1, H_2, \dots, H_h)W^O, \quad (13)$$

$$H_i = S_i V_i, \quad (14)$$

$$S_i = \text{softmax}(\frac{Q'_i K_i^\top}{\sqrt{d_k}}), \quad (15)$$

$$Q'_i = QW_i^Q, \quad (16)$$

where K_i denotes the subtensor consisting of $(i-1)d_k + 1, \dots, id_k$ rows from K .

Remark 2. Efficient Attention is more efficient than Optimised Attention and standard attention in the sense that it has h matrix multiplication and d_m^2 parameters fewer than Optimised Attention and $2h$ multiplication and $2d_m^2$ parameters fewer than standard attention.

Proof. In Efficient Attention, we do not have $W_1^K, W_2^K, \dots, W_h^K$, which are applied to K from left. Hence, compared to Optimised Attention, we have reduced the number of matrix multiplications by h and parameters by d_m^2 . From this and Remark 1, it follows that Efficient Attention has $h + h = 2h$ matrix multiplication and $d_m^2 + d_m^2 = 2d_m^2$ parameters less than standard attention. \square

3.3 Super Attention: Introducing W^A

All three attention mechanisms, we discussed so far, have a learnable linear kernel between Q and K^\top but not between K^\top and V . To better observe this, let us write the equation for one head in one of the attention mechanisms discussed so far, e.g., Efficient Attention by combining Equations (14–16):

$$H_i = \text{softmax}(\frac{QW_i^Q K_i^\top}{d_m})V_i W^O. \quad (17)$$

As we see in Eq. (17), there are no learnable parameters between K^\top and V , and the attention scores S_i are directly applied to the values V_i . The intuition behind directly applying S_i to V_i is that the attention scores in S_i determine “how much attention is paid” to each of the features of each token in V_i . Despite this intuition, we found out that by the absence of a learnable parameter here, the attention mechanism is performing suboptimally, in the sense that by introducing a new learnable parameter W^A (following Principle 2), which sits between the attention scores S_i and V_i , we can perform up to 17% better in vision and NLP tasks. Specifically, with the introduction of W^A , Eq. (17) evolves to

$$H_i = \text{softmax}(\frac{QW_i^Q K_i^\top}{d_m})W^A V_i W^O. \quad (18)$$

The role of W^A is to mix and align the values vertically (token-wise). Thus, to prevent “look ahead” in the attention mechanism for use in generative language modelling, we can constrain W^A to be

lower triangular, so that future tokens do not influence the current one in W^A . Note that we use the same W^A for all heads. The reason here is that we want to improve the model performance while keeping the model size as small as possible. Thus, in a more general formulation, one can use different W^A for each head to perhaps gain better performance, but at the cost of increasing the number of parameters, and thereby the model size.

Definition 4 (Super Attention). Using the notation of Definition 3, *Super Attention* is the attention mechanism defined by the following set of equations:

$$O = (H_1, H_2, \dots, H_h)W^O, \quad (19)$$

$$H_i = S_i V'_i, \quad (20)$$

$$S_i = \text{softmax}\left(\frac{Q'_i K_i^\top}{\sqrt{d_k}}\right), \quad (21)$$

$$V'_i = W^A V_i, \quad (22)$$

$$Q'_i = Q W_i^Q, \quad (23)$$

where $W^A \in \mathbb{R}^{\ell \times \ell}$ is the *alignment kernel*, which vertically (i.e., for values corresponding to different tokens) aligns and mixes the values before the attention scores are applied to them.

Remark 3. Super Attention is more efficient than standard attention whenever the model dimension d_m is greater than or equal to the context length ℓ . This means that Super Attention has at least h matrix multiplication and d_m^2 parameters fewer than standard attention.

Proof. Looking at the Equations (13–16) and (19–23), we observe that Super Attention and Efficient Attention have the same defining equations, except that Super Attention has an additional linear transformation in Eq. (22), where V_i 's are multiplied by W^A from the left. This amounts to ℓ^2 parameters and h matrix multiplication more than Efficient Attention. From Remark 2, it follows that Super Attention has at least $2d_m^2 - \ell^2 \geq d_m^2$ parameters and $2h - h = h$ matrix multiplications less than standard attention. \square

4 Evaluation

We evaluate all the proposed mechanisms in vision (Section 4.1), NLP (Section 4.2). We also provided a detailed comparison of the computational costs and edge device performance in Appendices B.1 and B.2, showcasing the efficiency and efficacy of the proposed attention mechanism on edge devices.

Evaluation Methodology. We have chosen widely-used benchmarks that provide an easy and fair comparison between the four attention mechanisms used. In each experiment, where we have used a code from an online resource, we have minimised the changes to the original code to ensure the fairness of our comparison. For all experiments, (1) we use the same model architecture and iterate between standard, Optimised, Efficient, and Super Attention; (2) we use smallest model sizes that yield meaningful results to ensure maximum utilisation of the underlying attention mechanism; (3) we continue training until the validation loss flattens, which we have observed to be approximately the same among all attention mechanisms; and (4) we report the results by averaging over five runs (except for the ImageNet experiment, where due to the large dataset size, we report the results over one training run) to ensure the fairness of our comparison.

Experimental Setup. All experiments are implemented in Keras with JAX backend using the examples available at `keras.io/examples` with minor dataset-specific adjustments, e.g., modifying the number of classes, layers, etc. All the reported results are obtained by training on an Nvidia RTX 4090 GPU (24GB VRAM) or an Nvidia A100 GPU (80GB VRAM); however, we have chosen model and batch sizes to ensure that they run on 24GB VRAM. In each table, we report the train and test accuracy and loss, the number of parameters in one attention layer (in the “# Param.” column), the average training time (in seconds) of models for one epoch on an RTX 4090 GPU (in the “Epoch Time” column), as well as other related task-specific metrics.

4.1 Vision Transformers

We use three widely-adopted vision dataset: MNIST(LeCun et al., 2010), CIFAR100 (Krizhevsky, 2009), and ImageNet1K Russakovsky et al. (2015). For brevity, we refer to the ImageNet1K dataset throughout the paper as ImageNet. These datasets have a varying number of images with different sizes and different numbers of classes, thereby requiring different model sizes, which allows us to compare the proposed attention mechanisms for scalability.

Table 1: Averages of different metrics (over five runs on MNIST and CIFAR100, and one run on ImageNet). The numbers in parentheses indicate the ranking of each mechanism on each dataset for that metric. Ablation studies on the number of heads for all experiments is available in Appendix B.3. An additional ablation study for models of the same size but with different attention mechanisms is available in Appendix B.3. As expected, we observe that Efficient Attention models have the smallest attention layer size and the Super Attention models perform the best in terms of accuracy and loss.

Dataset	Att.	h	d_m	# Param.	Epoch Time	Acc. (%)	Loss	Top 5	Test Acc. (%)	Test Loss	Test Top 5
MNIST	Stn.	4	128	66K (4)	8.31 (4)	93.73 (4)	0.209 (4)	N/A	98.12 (4)	0.062 (4)	N/A
	Opt.	4	128	49K (3)	7.68 (3)	95.36 (2)	0.161 (2)	N/A	98.43 (2)	0.046 (2)	N/A
	Eff.	4	128	33K (1)	7.05 (1)	94.28 (3)	0.197 (3)	N/A	98.27 (3)	0.058 (3)	N/A
	Sup.	4	128	37K (2)	7.58 (2)	96.96 (1)	0.112 (1)	N/A	98.62 (1)	0.051 (1)	N/A
CIFAR100	Stn.	8	256	263K (4)	21.19 (4)	50.38 (2)	1.85 (2)	80.85 (2)	34.64 (3)	2.89 (4)	63.69 (2)
	Opt.	8	256	197K (2)	20.39 (3)	50.19 (3)	1.86 (3)	80.49 (3)	35.03 (2)	2.85 (2)	63.51 (3)
	Eff.	8	256	131K (1)	19.22 (1)	48.96 (4)	1.90 (4)	79.98 (4)	34.54 (4)	2.85 (2)	63.43 (4)
	Sup.	8	256	197K (3)	20.28 (2)	58.68 (1)	1.50 (1)	86.51 (1)	35.97 (1)	2.84 (1)	64.29 (1)
ImageNet	Stn.	12	768	2.36M (4)	2572 (4)	51.18 (2)	2.09 (2)	76.05 (2)	32.74 (4)	3.36 (4)	56.48 (4)
	Opt.	12	768	1.77M (3)	2426 (2)	50.98 (3)	2.09 (2)	75.76 (3)	36.31 (1)	3.09 (2)	60.65 (1)
	Eff.	12	768	1.18M (1)	2374 (1)	49.42 (4)	2.14 (4)	74.94 (4)	36.17 (2)	3.07 (1)	60.39 (2)
	Sup.	12	768	1.22M (2)	2483 (3)	60.00 (1)	1.61 (1)	83.53 (1)	33.86 (3)	3.19 (3)	57.25 (3)

Analysis. The number of parameters in the models considered for the vision tasks range from 300K (MNIST) to 60M (ImageNet), their context length ranges from 64 (MNIST) to 256 (CIFAR100 and ImageNet), the dataset sizes range from 60K (MNIST) to 1.28M (ImageNet), and the number of classes ranges from 10 (MNIST) to 1K (ImageNet). We observe that in all experiments, Super Attention performs better than all other attention mechanisms. In particular, the performance gap between Super Attention and the rest increases with the model size and dataset complexity (up to $(60-51.18)/51.18 = 17.23\%$ on ImageNet) despite having fewer parameters and being faster to train (up to $(8.31-7.58)/7.58 = 5.86\%$ on MNIST). Efficient and Optimised Attention perform comparably to standard attention in terms of accuracy and loss but with $1/2$ and $3/4$ as many attention parameters, respectively. They are also significantly faster to train (up to $(8.31-7.05)/8.31 = 15.16\%$ when comparing Efficient Attention to standard attention on MNIST).

4.2 Natural Language Processing

We evaluate the attention mechanisms introduced here in Transformer models of different sizes for two NLP tasks: sentiment classification and NMT, which was the main task in the seminal paper of Vaswani et al. (2017), “Attention is All You Need”. For sentiment classification, we use two widely-used benchmarks, IMDB Movie Reviews (Maas et al., 2011) and Amazon Reviews (Ni et al., 2019) datasets. For NMT, we use the combined Europarl (Koehn, 2005) and Anki (Anki.net) dataset for English-to-Spanish translation.

Analysis. The number of parameters in the models considered for the NLP tasks range from 650K (IMDB) to 2.6M (Amazon), their context length ranges from 32 (IMDB) to 64 (Amazon), the dataset sizes range from 50K (IMDB) to 3.65M (Amazon), and the number of classes ranges from 2 (IMDB) to 5 (Amazon). We observe a similar pattern to ViT for text classification in the sense that Super Attention significantly outperforms the other mechanisms in terms of train accuracy ($(66.52-62.64)/62.64 = 6.19\%$ compared to standard attention on Amazon Reviews). We also observe that standard attention is the least efficient ($(600-523)/523 = 14.72\%$ slower than Efficient Attention in NMT) with the highest number of parameters (twice as many parameters per layer compared to Efficient Attention). In the NMT experiment, we only include standard, Optimised and Efficient Attention because this task requires variable context length for the models. Variable context length for the Super Attention-based model could be achieved using techniques such as sliding-window

Table 2: Averages of different metrics over five runs in the natural language classification experiments on IMDB and Amazon Reviews datasets. The numbers in parentheses indicate the ranking of each mechanism for that metric on each dataset. Ablation studies on the number of heads for all experiments is available in Appendix B.4. As expected, we observe that Efficient Attention models have the smallest attention layer size and the Super Attention models perform the best in terms of accuracy and loss.

Dataset	Att.	h	d_m	# Param.	Epoch Time	Acc. (%)	Loss	Test Acc. (%)	Test Loss
IMDB	Stn.	4	32	4,224 (4)	0.315 (4)	95.70 (4)	0.086 (3)	77.62 (4)	0.474 (4)
	Opt.	4	32	3,168 (2)	0.305 (3)	96.31 (3)	0.095 (4)	77.85 (2)	0.472 (2)
	Eff.	4	32	2,112 (1)	0.280 (1)	96.41 (2)	0.064 (1)	77.77 (3)	0.468 (1)
	Sup.	4	32	3,168 (2)	0.299 (2)	97.45 (1)	0.070 (2)	78.34 (1)	0.472 (2)
Amazon	Stn.	4	64	16,640 (4)	20.38 (4)	62.54 (3)	0.868 (3)	52.74 (4)	1.097 (4)
	Opt.	4	64	12,480 (2)	19.89 (3)	61.64 (4)	0.876 (4)	52.88 (3)	1.090 (3)
	Eff.	4	64	8,320 (1)	17.20 (1)	63.55 (2)	0.845 (2)	53.19 (2)	1.080 (2)
	Sup.	4	64	12,480 (2)	19.77 (2)	66.52 (1)	0.774 (1)	54.25 (1)	1.058 (1)

Table 3: Averages of different metrics over five runs for English-to-Spanish NMT on combined Europarl and Anki translation datasets. The numbers in parentheses indicate the ranking of each mechanism for that metric. Ablation studies on the number of heads for all experiments is available in Appendix B.4. As we observe, Optimised and Efficient Attentions perform similarly to standard attention on most metrics with $\frac{1}{2}$ and $\frac{3}{4}$ as many attention parameters, respectively. We did not include results for Super Attention, as it could not be directly compared against standard, Optimised, and Efficient Attention (see the analysis for details) in this task.

Att.	h	d_m	d_k	# Param.	Epoch Time	BLEU	Acc.	Loss	Test BLEU	Test Acc.	Test Loss
Stn.	4	1024	256	4.2M (3)	600.0 (3)	23.1 (2)	81.11 (3)	0.83 (3)	22.8 (1)	81.41 (3)	0.84 (3)
Opt.	4	1024	256	3.1M (2)	586.8 (2)	24.5 (1)	82.06 (1)	0.78 (1)	22.6 (3)	81.98 (1)	0.80 (1)
Eff.	4	1024	256	2.1M (1)	523.0 (1)	22.6 (3)	81.15 (2)	0.82 (2)	22.3 (3)	81.44 (2)	0.83 (2)

attention (Beltagy et al., 2020), which would result in sparse attention and would not be directly comparable to the results in Table 3.

5 Related Work

After the adoption of Transformers, different research directions have emerged to address different shortcomings of the attention mechanism and Transformer models. Sparse attention, such as Longformer (Beltagy et al., 2020; Zhang et al., 2021a), reduces the computational complexity by focusing on key input parts (Child et al., 2019). Despite their efficiency in handling long sequences, sparse attention mechanisms struggle with tasks requiring comprehensive sequence analysis.

Flash Attention (Dao et al., 2022) and Flash Attention 2 (Dao, 2024) optimize multi-head attention for modern GPUs without changing its structure, enabling faster processing and reduced memory demands. It’s worth mentioning our proposed algorithms also benefit from these optimisations.

With the adoption of LLMs and Foundation Models (FMs), a lot of work has been done to improve their scalability and deployability. LoRA (Hu et al., 2022) adapts pre-trained models with minimal additional parameters, and QLoRA (Dettmers et al., 2023) incorporates quantization to reduce memory and computational demands.

Quantization has revolutionised the adoption of FMs, particularly those based on Transformers. Recent advances include mixed-precision post-training quantization for vision transformers (Liu et al., 2021), quantization-aware training (Jacob et al., 2018; Nagel et al., 2022), mixed-precision training (Micikevicius et al., 2018), dynamic quantization (Zhang et al., 2021b), and layer-wise quantization (Chen et al., 2019). Moreover, Ding et al. (2022) unveiled a cutting-edge framework enhancing quantised model accuracy without significant performance degradation. However, quantization faces challenges such as potential performance drops and increased vulnerability to adversarial attacks (Hong et al., 2021; Gupta and Ajanthan, 2022).

Sparsification techniques reduce the number of non-zero elements in a network’s weights. Ashkboos et al. (2024) introduced a post-training sparsification technique for large language models that compresses weight matrices with 1-10% performance degradation. Increasing sparsity could lead to reduced robustness (Timpl et al., 2022).

6 Discussion

We hypothesised and validated, through mathematical reasoning and rigorous experiments, that the three proposed attention mechanisms, Optimised, Efficient, and Super Attention (see Fig. 1 for visualisations of the mechanisms), perform better or on par compared to standard attention while being respectively 25%, 50%, and 25% smaller in size and more computationally efficient.

Computer Vision. We considered image classification on MNIST, CIFAR100, and ImageNet1K, comparing standard, Optimised, Efficient, and Super Attention. In terms of performance, i.e., accuracy and loss, Optimised and Efficient Attention performed similarly to standard attention, while having fewer parameters, and being faster to train and infer. Super Attention outperforms standard attention in terms of accuracy by 3.5%, 12.5%, and 17.25% on MNIST, CIFAR100, and ImageNet datasets, respectively, while being smaller and faster to train and infer.

Natural Language Processing. We also considered sentiment classification on IMDB Movie Reviews and Amazon Reviews and NMT on combined Europarl Parallel Corpus and Anki datasets for English-to-Spanish translation. Optimised and Efficient Attention performed similarly to standard attention on all tasks while having fewer parameters and being faster, and Super Attention outperforms standard attention by 1.8% and 6.4% on IMDB and Amazon Reviews respectively.

Limitations. There are two limitations in this paper. First, Super Attention currently supports only fixed context length due to the fixed size of W^A (see Eq. (22) and Fig. 1d). Nonetheless, these do not affect the advantages of Super Attention in many SotA applications such in ViT. Moreover, this can be addressed using sliding window, which is future works currently in progress. Second, because of limited computational resources, we could only validate our hypotheses on models with up to 60 million parameters trained on datasets with up to 3.6 million examples. Thus, it is crucial to scale the experiments using more computational resources and train large multi-modal and language models using the proposed mechanisms to better understand their effect as the model and dataset sizes scale.

7 Conclusions

We studied the multi-head scaled dot-product attention, demonstrated its inefficiencies, and proposed pathways to mitigate them. Specifically, we introduced three improved SDPAs, listed below, which allow us to reach on-par or better performance compared to standard SDPA with fewer parameters. We validated these on a range of vision and NLP tasks, within our computation budget, with datasets of varying sizes ranging from 50K to 3.6M and models of varying size from 300K to 60M.

Optimised Attention reduces the computational cost of SDPA, without negatively affecting its performance. It achieves this by removing the values’ linear transformation (Fig. 1b), reducing SDPA’s size by 25% while performing similarly in vision and natural language tasks.

Efficient Attention reduces the computational cost of SDPA even further (Fig. 1c), by also removing the keys’ linear transformation; thus, using 50% less parameters than standard SDPA. Our evaluation indicates that this allows us to reach up to *two times* compared to standard SDPA, without negatively affecting the performance.

Super Attention improves the performance of SDPA in both vision and NLP tasks by introducing a new linear transformation, which is applied to the values from left (Fig. 1d). This enhances the performance of all previously discussed attention mechanisms; however, we use it on top of Efficient Attention to also benefit from smaller model sizes and faster computation time. Thereby, Super Attention offers superior performance while being smaller than standard SDPA by around 25% and faster by up to 45% depending on the context size and model dimension.

The promising performance of the attention mechanisms introduced here in vision and NLP underscores their versatility and potential to redefine the landscape of AI. In particular, the attention

mechanisms introduced here can open new pathways to train and deploy capable models on devices with limited computational resources, such as smartphones and small personal devices and robots.

Acknowledgments and Disclosure of Funding

This work is partially supported by the UK EPSRC via the Centre for Doctoral Training in Intelligent Games and Game Intelligence (IGGI; EP/S022325/1). Some of the experiments in this paper were done with the support of Vultr and Google cloud credits.

References

- D. Bahdanau, K. Cho, and Y. Bengio, “Neural machine translation by jointly learning to align and translate,” in *3rd International Conference on Learning Representations, ICLR*. OpenReview.net, 2015.
- A. Vaswani, N. Shazeer, N. Parmar, J. Uszkoreit, L. Jones, A. N. Gomez, L. Kaiser, and I. Polosukhin, “Attention is all you need,” in *Advances in neural information processing systems, NeurIPS*. Curran Associates, Inc., 2017, pp. 5998–6008.
- A. Dosovitskiy, L. Beyer, A. Kolesnikov, D. Weissenborn, X. Zhai, T. Unterthiner, M. Dehghani, M. Minderer, G. Heigold, S. Gelly, J. Uszkoreit, and N. Houlsby, “An image is worth 16x16 words: Transformers for image recognition at scale,” in *9th International Conference on Learning Representations, ICLR*. OpenReview.net, 2021.
- A. Mott, D. Zoran, M. Chrzanowski, D. Wierstra, and D. J. Rezende, “Towards interpretable reinforcement learning using attention augmented agents,” in *Advances in Neural Information Processing Systems, NeurIPS*, 2019, pp. 12 329–12 338.
- E. Choi, M. T. Bahadori, J. Sun, J. Kulas, A. Schuetz, and W. F. Stewart, “RETAIN: an interpretable predictive model for healthcare using reverse time attention mechanism,” in *Advances in Neural Information Processing Systems, NeurIPS*, 2016, pp. 3504–3512.
- P. Xu, X. Zhu, and D. A. Clifton, “Multimodal learning with transformers: A survey,” *IEEE Trans. Pattern Anal. Mach. Intell.*, vol. 45, no. 10, pp. 12 113–12 132, 2023.
- H. Touvron, T. Lavril, G. Izacard *et al.*, “Llama: Open and efficient foundation language models,” 2023, arXiv preprint arXiv:2302.13971.
- H. Touvron, L. Martin, K. Stone *et al.*, “Llama 2: Open foundation and fine-tuned chat models,” 2023, arXiv preprint arXiv:2307.09288.
- J. Achiam, S. Adler, S. Agarwal *et al.*, “GPT-4 technical report,” 2023.
- R. Anil, S. Borgeaud, Y. Wu *et al.*, “Gemini: a family of highly capable multimodal models,” 2023, arXiv preprint arXiv:2312.11805.
- P. Dhar, “The carbon impact of artificial intelligence.” *Nature Machine Intelligence*, vol. 2, no. 8, pp. 423–425, 2020.
- B. Jacob, S. Kligys, B. Chen, M. Zhu, M. Tang, A. G. Howard, H. Adam, and D. Kalenichenko, “Quantization and training of neural networks for efficient integer-arithmetic-only inference,” in *IEEE/CVF Conference on Computer Vision and Pattern Recognition, CVPR*. Computer Vision Foundation / IEEE, 2018, pp. 2704–2713.
- E. J. Hu, Y. Shen, P. Wallis, Z. Allen-Zhu, Y. Li, S. Wang, L. Wang, and W. Chen, “Lora: Low-rank adaptation of large language models,” in *10th International Conference on Learning Representations, ICLR*. OpenReview.net, 2022.
- T. Dettmers, A. Pagnoni, A. Holtzman, and L. Zettlemoyer, “Qlora: Efficient finetuning of quantized llms,” 2023, arXiv preprint arXiv:2305.14314.
- S. Ashkboos, M. L. Croci, M. G. do Nascimento, T. Hoeffler, and J. Hensman, “Slicept: Compress large language models by deleting rows and columns,” in *12th International Conference on Learning Representations, ICLR*. OpenReview.net, 2024.
- T. Dao, D. Y. Fu, S. Ermon, A. Rudra, and C. Ré, “Flashattention: Fast and memory-efficient exact attention with io-awareness,” in *Advances in Neural Information Processing Systems, NeurIPS*, vol. 35. Curran Associates, Inc., 2022, pp. 16 344–16 359.

- T. Dao, “Flashattention-2: Faster attention with better parallelism and work partitioning,” 2024.
- C. D. Meyer, *Matrix Analysis and Applied Linear Algebra*, 2nd ed., ser. Other Titles in Applied Mathematics. SIAM, 2023.
- Y. LeCun, C. Cortes, C. Burges *et al.*, “Mnist handwritten digit database,” <http://yann.lecun.com/exdb/mnist>, 2010, accessed: 2020-06-13.
- A. Krizhevsky, “Learning multiple layers of features from tiny images,” University of Toronto, Tech. Rep., 2009.
- O. Russakovsky, J. Deng, H. Su, J. Krause, S. Satheesh, S. Ma, Z. Huang, A. Karpathy, A. Khosla, M. Bernstein, A. C. Berg, and L. Fei-Fei, “ImageNet Large Scale Visual Recognition Challenge,” *International Journal of Computer Vision, IJCV*, vol. 115, no. 3, pp. 211–252, 2015.
- A. L. Maas, R. E. Daly, P. T. Pham, D. Huang, A. Y. Ng, and C. Potts, “Learning word vectors for sentiment analysis,” in *The 49th Annual Meeting of the Association for Computational Linguistics, ACL*. The Association for Computer Linguistics, 2011, pp. 142–150.
- J. Ni, J. Li, and J. McAuley, “Justifying recommendations using distantly-labeled reviews and fine-grained aspects,” in *Empirical Methods in Natural Language Processing EMNLP*, 2019, pp. 188–197.
- P. Koehn, “Europarl: A parallel corpus for statistical machine translation,” in *Machine Translation Summit, MTSummit*, 2005, pp. 79–86.
- Anki.net, <https://ankisrs.net>.
- I. Beltagy, M. E. Peters, and A. Cohan, “Longformer: The long-document transformer,” 2020, arXiv preprint arXiv:2004.05150.
- P. Zhang, X. Dai, J. Yang, B. Xiao, L. Yuan, L. Zhang, and J. Gao, “Multi-scale vision longformer: A new vision transformer for high-resolution image encoding,” in *IEEE/CVF International Conference on Computer Vision, ICCV*. IEEE, 2021, pp. 2978–2988.
- R. Child, S. Gray, A. Radford, and I. Sutskever, “Generating long sequences with sparse transformers,” 2019, arXiv preprint arXiv:1904.10509.
- Z. Liu, Y. Wang, K. Han, W. Zhang, S. Ma, and W. Gao, “Post-training quantization for vision transformer,” in *Advances in Neural Information Processing Systems, NeurIPS*, vol. 34. Curran Associates, Inc., 2021, pp. 28 092–28 103.
- M. Nagel, M. Fournarakis, Y. Bondarenko, and T. Blankevoort, “Overcoming oscillations in quantization-aware training,” in *39th International Conference on Machine Learning, ICML*, ser. Proceedings of Machine Learning Research, vol. 162. PMLR, 2022, pp. 16 318–16 330.
- P. Micikevicius, S. Narang, J. Alben, G. F. Diamos, E. Elsen, D. García, B. Ginsburg, M. Houston, O. Kuchaiev, G. Venkatesh, and H. Wu, “Mixed precision training,” in *6th International Conference on Learning Representations, ICLR*. OpenReview.net, 2018.
- Z. Zhang, W. Shao, J. Gu, X. Wang, and P. Luo, “Differentiable dynamic quantization with mixed precision and adaptive resolution,” in *38th International Conference on Machine Learning, ICML*, vol. 139. Curran Associates, Inc., 2021, pp. 12 546–12 556.
- S. Chen, W. Wang, and S. J. Pan, “Deep neural network quantization via layer-wise optimization using limited training data,” in *AAAI Conference on Artificial Intelligence*. AAAI Press, 2019, pp. 3329–3336.
- Y. Ding, H. Qin, Q. Yan, Z. Chai, J. Liu, X. Wei, and X. Liu, “Towards accurate post-training quantization for vision transformer,” in *30th ACM International Conference on Multimedia, MM*. ACM, 2022, pp. 5380–5388.
- S. Hong, M. Panaitescu-Liess, Y. Kaya, and T. Dumitras, “Qu-anti-zation: Exploiting quantization artifacts for achieving adversarial outcomes,” in *Advances in Neural Information Processing Systems, NeurIPS*. Curran Associates, Inc., 2021, pp. 9303–9316.
- K. Gupta and T. Ajanthan, “Improved gradient-based adversarial attacks for quantized networks,” in *AAAI Conference on Artificial Intelligence*. AAAI Press, 2022, pp. 6810–6818.
- L. Timpl, R. Entezari, H. Sedghi, B. Neyshabur, and O. Saukh, “Understanding the effect of sparsity on neural networks robustness,” 2022, arXiv preprint arXiv:2206.10915.

A Societal Impact

This paper has the potential to positively impact society by enabling the training of smaller and more efficient models. The mechanisms introduced in our work are 25% or 50% smaller than the commonly adopted version of the multi-head attention algorithm, require significantly less computation (in terms of FLOPs), and perform on par with or better than the current algorithm. This can help make progress in the democratization of AI by making it more widely accessible to a broader part of society. By reducing the computational resources and energy consumption required to train and deploy state-of-the-art language models and foundational models, our work can help lower the barriers to entry and promote widespread access to these powerful tools.

Furthermore, the increased efficiency of our proposed methods can lead to a reduction in the carbon footprint associated with AI development and deployment, aligning with the growing need for more sustainable and environmentally friendly technologies. As a result, our research has the potential to not only advance the field of AI but also to contribute to a more inclusive and sustainable future for AI-driven technologies.

B Additional Experiments

B.1 Edge Device Performance

Our main motivation for introducing Optimised, Efficient, and Super Attention is to allow running more capable models on edge devices. We calculated the inference times of the Transformer models, we trained before, on a MacBook Pro with an M2 Chip for each task/attention mechanism in Table 4. As expected, Efficient models are the fastest. Also, Super Attention and Optimised Attention models are faster than their standard counterparts with the same number of heads while performing equally well as we discussed before.

Table 4: Total inference times (in seconds) for each attention mechanism/dataset pair on an Apple M2 chip over 5,000 samples.

Name	h	MNIST	CIFAR100	ImageNet	IMDB	Amazon
Standard	1	4.43	34.84	299.26	0.114	1.02
	4	5.27	46.06	323.84	0.183	1.77
	8	6.89 (4)	62.08 (4)	341.69 (4)	0.266 (4)	2.84 (4)
Optimised	1	4.19	33.36	281.14	0.109	1.00
	4	5.22	44.17	301.30	0.176	1.72
	8	6.37 (2)	60.63 (2)	320.49 (3)	0.262 (2)	2.77 (2)
Efficient	1	3.78	31.50	259.71	0.101	0.93
	4	4.71	42.16	276.15	0.170	1.66
	8	6.10 (1)	58.60 (1)	301.24 (1)	0.256 (1)	2.70 (1)
Super	1	4.21	33.69	264.99	0.112	0.99
	4	5.07	44.47	284.49	0.178	1.74
	8	6.65 (3)	60.73 (3)	309.72 (2)	0.264 (3)	2.77 (2)

B.2 Speed and Efficiency Comparison

In the main body and other sections of the Appendix, we present comprehensive theoretical comparisons and rigorous experiments on Vision and NLP classification tasks as well as for English-to-Spanish translation to compare the attention algorithms. Optimised Attention and Efficient Attention perform on par with standard attention with 25% and 50% less parameters respectively. In addition, Super Attention outperformed all other algorithms significantly while having 25% fewer parameters compared to standard attention.

As mentioned in the main body, according to the definitions of our proposed algorithms, Efficient, Optimised, and Super Attention mechanisms perform 2, 1, and 1 fewer matrix multiplication per head compared to standard attention respectively. Here, we further analyze and compare the required

number of FLOPs for completing a single forward and backward pass for all algorithms under study to gain further insight into the efficiency of the proposed algorithms.

FLOPs Versus Projection Dim. As depicted in Fig. 2, we compare the number of required FLOPs by each attention algorithm when we fixate the sequence length (denoted as ℓ) and vary the projection dimension. Even though the number of FLOPs scales linearly with the projection dimension for all algorithms, the slope of this increase differs significantly for each algorithm. Specifically, for Efficient Attention, the slope of the line is equal to 9ℓ while for both Optimised and Super Attention this is equal to 12ℓ compared to 15ℓ for standard attention. This means that as we scale the projection dimension the FLOPs required for finishing a forward and backward pass using Efficient Attention increases $\frac{3}{5}$ as fast as standard attention.

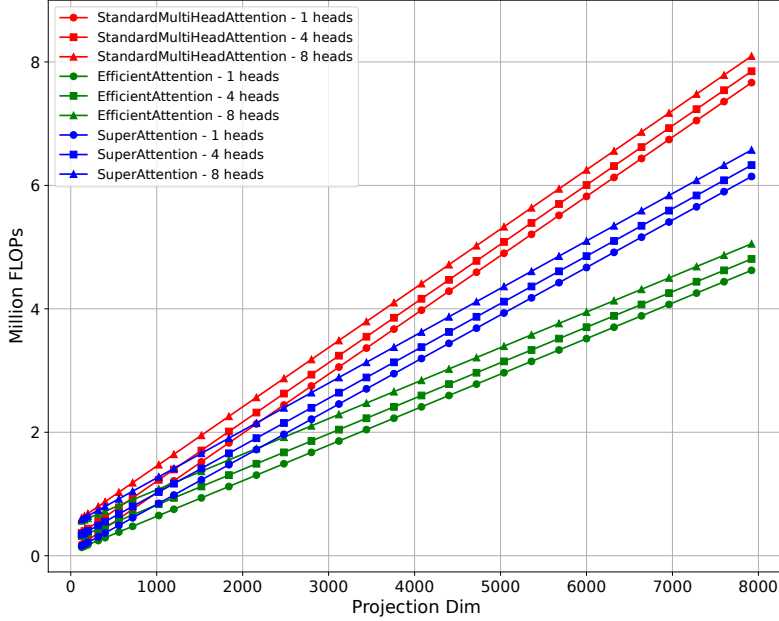


Figure 2: Number of Flops required to complete a single forward plus backward pass for each attention mechanism. While the complexity and therefore, the number of FLOPs increases linearly as the projection dimension increases for all attention mechanisms, the slope of the increase varies significantly as depicted in this plot. Efficient Attention and Super Attention (Optimised Attention is not shown as it is exactly similar to Super Attention) require significantly fewer FLOPs as the projection dimension increases compared to standard attention. Here sequence length is set to 64 ($\ell = 64$). Trying different values for ℓ changes the scale of the y -axis but the chart looks the same.

FLOPs Equation. The number of FLOPs required for finishing a forward and backward pass for each of the attention mechanisms is calculated according to the following equation:

$$\text{FLOPs} = C_{\text{Attn}}\ell d_m + 15h\ell^2 \quad (24)$$

where C_{Attn} is the attention algorithm constant which is 15 for standard attention, 12 for Optimised and Super Attention, and 9 for Efficient Attention, and ℓ , d_m , and h represent the sequence length, projection dimension, and number of heads consistent with the notation used throughout the paper.

Fig. 4 shows the 3D plot summarising the number of FLOPs for each attention algorithm under varying sequence length and projection dimension in the single head setting. As evident in Fig. 4 and Eq. (24), our proposed algorithms need fewer FLOPs as sequence length increases, which is an important consideration for use in LLMs.

FLOPs Heatmaps. In addition to the previous analyses, in Fig. 3, we compare the ratio of FLOPs required to finish a single forward and backward pass by standard attention to Efficient Attention under different settings (i.e., varying sequence length and projection dimension) for different number

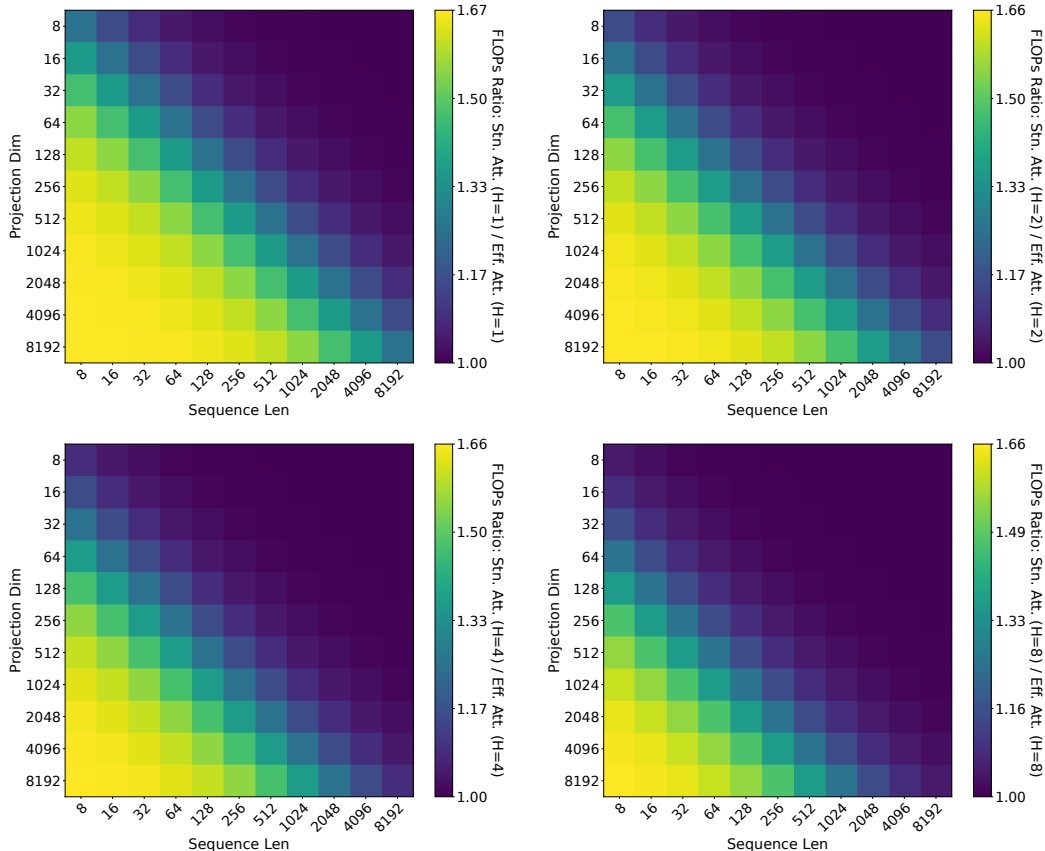


Figure 3: Heatmaps showing the ratio of FLOPs Standard Attention requires compared to the Efficient Attention in 1, 2, 4, and 8 attention head settings. Standard attention requires up to 67% more FLOPs to complete a single forward and backward pass. On average, standard attention requires 30%, 25%, 20%, and 16% more FLOPs than Efficient Attention when using 8, 4, 2, and 1 heads respectively.

of heads. In all scenarios, standard attention requires up to 66% more FLOPs in comparison to Efficient Attention. On average, Standard Efficient requires 30%, 25%, 20%, and 16% more FLOPs in comparison to Efficient Attention when using 1, 2, 4, and 8 heads, respectively.

B.3 Vision Transformers

MNIST. We trained ViT models with different attention mechanisms, all with two attention layers and model dimension $d_m = 128$. As expected, Super Attention outperforms all other architectures, in terms of accuracy, by at least 2.68% and standard attention by 3.23%. The smallest attention layer size belongs to Efficient Attention, which performs on par with standard attention. The complete results are presented in Table 5.

CIFAR100. Classifying CIFAR100 images presents considerable difficulty due to the large number of classes in the dataset. This complexity necessitates the maximal utilisation of the attention layers, thereby presenting the perfect challenge for comparing the attention mechanisms discussed here. We trained ViT models with eight attention layers, each with $d_m = 256$. As presented in Table 1, the Super Attention model surpasses all other architectures achieving 86.51% top-5 accuracy as opposed to standard attention with 80.85% top-5 accuracy. The Efficient Attention model has the smallest attention layer size, only half of that of the standard attention model. For further insight, complete results including analysis of attention algorithms with different heads are presented in Table 6.

ImageNet. Scaling the vision experiments even further, the ImageNet1k dataset presents much more complexity as the labels comprise 1000 classes. We used a modified ViT-B/16 model architecture,

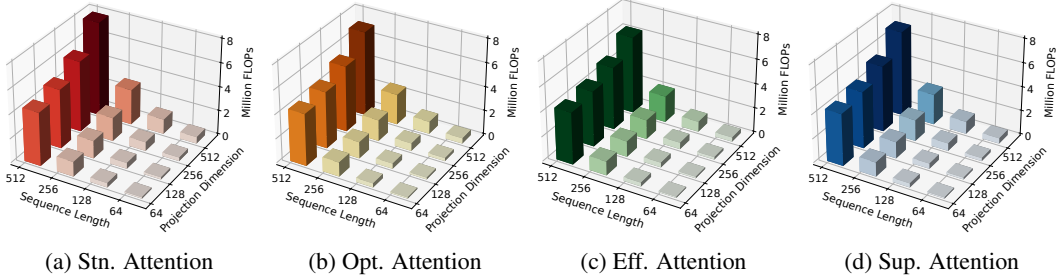


Figure 4: 3D plots summarising how many FLOPs are required to complete a forward plus backward pass given the sequence lengths and projection dimensions for each architecture in a single head setting. Efficient Attention followed by Super Attention and Optimised Attention needs significantly fewer FLOPs for completing a forward and backward pass compared to standard attention.

Table 5: Averages of different metrics over five runs in the MNIST experiment. The numbers in parentheses indicate the ranking of each mechanism for that metric. An ablation study on the number of heads shows increasing the number of heads enhances the performance of all algorithms. As expected, the Efficient Attention model has the smallest attention layer size and the Super Attention model performs the best in terms of accuracy and loss.

Att.	h	d_m	d_k	# Param.	Avg. Time (s)	Acc. (%)	Loss	Test Acc. (%)	Test. Loss
Stn.	1	128	128	66,048	8.15	93.26	0.227	98.02	0.063
	2	128	64	66,048	8.18	95.40	0.161	98.61	0.049
	4	128	32	66,048 (4)	8.31 (4)	93.73 (4)	0.209 (4)	98.12 (4)	0.062 (4)
Opt.	1	128	128	49,536	7.56	91.02	0.299	97.30	0.095
	2	128	64	49,536	7.57	93.70	0.215	97.93	0.071
	4	128	32	49,536 (3)	7.68 (3)	95.36 (2)	0.161 (2)	98.43 (2)	0.046 (2)
Eff.	1	128	128	33,024	6.89	93.29	0.228	97.78	0.073
	2	128	64	33,024	6.99	93.60	0.223	98.11	0.061
	4	128	32	33,024 (1)	7.05 (1)	94.28 (3)	0.197 (3)	98.27 (3)	0.058 (3)
Sup.	1	128	128	37,184	7.46	96.24	0.136	98.32	0.056
	2	128	64	37,184	7.50	96.59	0.124	98.52	0.050
	4	128	32	37,184 (2)	7.58 (2)	96.96 (1)	0.112 (1)	98.62 (1)	0.051 (1)

employed different attention mechanisms in its Transformers blocks, and trained the models. Due to our computational constraints, we reduced the number of transformer blocks from 12 to 8, resized the images to 112×112 (instead of the original 224×224) and reduced the patch size from 16 to 8 to enable training on our Nvidia RTX 4090 GPU. Other parameters are similar to the original architecture; specifically, $d_m = 768$ and $h = 12$. Tables 1 and 7 present the results of our experiments on the ImageNet dataset. In both experiments, Super Attention significantly outperforms standard attention (boosting train accuracy 27% and 17.25% in Tables 1 and 7 experiments respectively).

B.4 Natural Language Processing

B.4.1 Transformer for Text Classification

IMDB. The IMDB dataset includes 50,000 reviews with binary labels, indicating negative and positive sentiments. The Transformer models, used in this experiment, all have a single attention layer with model dimension and context length 32. The complete results are presented in Table 8.

Amazon Reviews. The Amazon Reviews dataset poses a different challenge than the IMDB dataset as it is a significantly larger dataset with 3,650,000 reviews, containing a wider range of sentiments in 1, 2, ..., 5; higher values indicate more positive sentiment. The Transformer models, used in this experiment, all have three attention layers with model dimension and context length 64. The complete results are presented in Table 9.

Table 6: Averages of different metrics over five runs in the CIFAR100 experiment. The numbers in parentheses indicate the ranking of each mechanism for that metric. An ablation study on the number of heads shows increasing the number of heads helps improve the performance of all algorithms. As expected, the Efficient Attention model has the smallest attention layer size and the Super Attention model performs the best in terms of accuracy and loss.

Att.	h	d_m	d_k	# Param.	Avg. Time	Acc.	Loss	Top 5	Test Acc.	Test Loss	Test Top 5
Stn.	1	256	256	263,168	14.56	38.71	2.35	70.79	33.15	2.87	62.30
	2	256	128	263,168	16.22	43.71	2.14	74.98	33.58	2.88	63.18
	4	256	64	263,168	17.62	47.09	2.00	77.99	34.48	2.91	63.14
	8	256	32	263,168 (4)	21.19 (4)	50.38 (2)	1.85 (2)	80.85 (2)	34.64 (3)	2.89 (4)	63.69 (2)
Opt.	1	256	256	197,376	12.07	39.03	2.35	70.59	31.88	2.90	61.35
	2	256	128	197,376	14.70	43.85	2.12	75.82	32.45	2.90	61.15
	4	256	64	197,376	16.54	48.73	1.91	79.79	35.02	2.87	63.14
	8	256	32	197,376 (2)	20.39 (3)	50.19 (3)	1.86 (3)	80.49 (3)	35.03 (2)	2.85 (2)	63.51 (3)
Eff.	1	256	256	131,584	11.43	40.34	2.28	72.40	31.45	2.89	61.26
	2	256	128	131,584	13.68	44.42	2.10	75.92	32.09	2.90	61.24
	4	256	64	131,584	15.47	46.52	2.01	77.77	33.80	2.89	62.26
	8	256	32	131,584 (1)	19.22 (1)	48.96 (4)	1.90 (4)	79.98 (4)	34.54 (4)	2.85 (2)	63.43 (4)
Sup.	1	256	256	197,890	13.39	50.29	1.84	80.98	35.05	2.85	63.64
	2	256	128	197,890	15.32	53.75	1.69	83.21	35.69	2.92	63.55
	4	256	64	197,890	16.74	55.09	1.64	84.23	35.40	2.88	63.41
	8	256	32	197,890 (3)	20.28 (2)	58.68 (1)	1.50 (1)	86.51 (1)	35.97 (1)	2.84 (1)	64.29 (1)

Table 7: Performance of different architectures on the ImageNet dataset. Since different attention layer architectures in the main ImageNet experiment had different numbers of parameters, an interesting ablation study is comparing these architectures when the total number of parameters is very close. To achieve this, we change some hyperparameters like d_m or the number of attention layers from the previous experiment. The numbers in parentheses indicate the ranking of each mechanism for that metric. We used a modified ViT-B/16 model, plugged in the attention algorithms in the Transformers block, and trained the models. Super Attention significantly outperforms all other algorithms.

Att.	h	d_m	Att. Layers	Tot. # Param.	Acc. (%)	Loss	Top 5	Test Acc. (%)	Test Loss	Test Top 5
Stn.	12	768	8	60.54M (4)	51.18 (4)	2.09 (4)	76.05 (4)	32.74 (4)	3.36 (4)	56.48 (4)
Opt.	12	816	8	60.12M (2)	53.22 (2)	1.98 (2)	77.21 (2)	33.44 (3)	3.23 (3)	57.37 (3)
Eff.	12	804	9	60.09M (1)	51.28 (3)	2.06 (3)	76.66 (3)	35.49 (1)	3.13 (1)	59.69 (1)
Sup.	12	804	9	60.44M (3)	64.98 (1)	1.37 (1)	87.36 (1)	34.31 (2)	3.18 (2)	58.70 (2)

B.4.2 Transformer for Neural Machine Translation

Europarl Parallel Corpus and Anki. Anki dataset for English-Spanish translation consists of more than 118,000 sentence pairs in both English and Spanish languages. While training a model on this dataset enables basic translation, the educational nature and size of the dataset are too simple for training a capable translation model. Therefore, we also add the Europarl Parallel Corpus which has around 2 million examples in both English and Spanish languages and has sentences with much more technical and sophisticated terms to enable training in a powerful English-to-Spanish translation model. We then shuffle the mix of both datasets, and randomly split the dataset into 99.8%, 0.1%, and 0.1% for train, validation, and test splits respectively.

We then train a translation model inspired by the implementation available on the official Keras website for translation but with 2 decoder blocks and one encoder block for 6 epochs. Additionally, we set the $d_m = 1024$ and try 1, 2, and 4 as the number of heads. We use Sparse Categorical Cross Entropy as our loss metric. The complete analysis of the results is available in Table 10.

All 3 algorithms perform comparably in terms of BLEU score, Accuracy, and Loss. However, the number of attention parameters per encoder/decoder layer is $\frac{1}{2}$ and $\frac{3}{4}$ of standard attention in Efficient and Optimised Attention respectively. Additionally, Efficient attention is up to $(556.5 - 472.7) / 556.6 = 15.06\%$ faster to train in comparison to the standard attention.

Table 8: Averages of different metrics over five runs in the IMDB experiment. Here, varying the number of heads doesn’t meaningfully affect the performance of any of the algorithms. As expected, the Efficient Attention model has the smallest attention layer size and the Super Attention model performs the best in terms of accuracy and loss.

Att.	h	d_m	d_k	# Param.	Avg. Time	Acc. (%)	Loss	Test Acc. (%)	Test Loss
Stn.	1	32	32	4,224	0.284	96.09	0.082	78.09	0.461
	2	32	16	4,224	0.297	95.51	0.112	78.14	0.467
	4	32	8	4,224 (4)	0.315 (4)	95.70 (4)	0.086 (3)	77.62 (4)	0.474 (4)
Opt.	1	32	32	3,168	0.283	96.62	0.070	78.00	0.461
	2	32	16	3,168	0.299	96.77	0.073	78.00	0.460
	4	32	8	3,168 (2)	0.305 (3)	96.31 (3)	0.095 (4)	77.85 (2)	0.472 (2)
Eff.	1	32	32	2,112	0.267	96.66	0.080	77.58	0.478
	2	32	16	2,112	0.273	96.86	0.068	77.74	0.473
	4	32	8	2,112 (1)	0.280 (1)	96.41 (2)	0.064 (1)	77.77 (3)	0.468 (1)
Sup.	1	32	32	3,168	0.272	97.68	0.063	78.21	0.472
	2	32	16	3,168	0.294	97.84	0.064	78.35	0.454
	4	32	8	3,168 (2)	0.299 (2)	97.45 (1)	0.070 (2)	78.34 (1)	0.472 (2)

Table 9: Averages of different metrics over five runs in the Amazon Reviews experiment. An ablation study on the number of heads shows increasing the number of heads helps improve the performance of all algorithms. The Efficient Attention model has the smallest attention layer size and the Super Attention model performs the best in accuracy and loss.

Att.	h	d_m	d_k	# Param.	Avg. Time	Acc.	Loss	Test Acc.	Test Loss
Stn.	1	64	64	16,640	13.81	61.33	0.897	52.84	1.094
	2	64	32	16,640	16.33	63.61	0.851	52.71	1.091
	4	64	16	16,640 (4)	20.38 (4)	62.54 (3)	0.868 (3)	52.74 (4)	1.097 (4)
Opt.	1	64	64	12,480	12.54	60.71	0.909	52.79	1.093
	2	64	32	12,480	14.67	62.04	0.884	52.93	1.090
	4	64	16	12,480 (2)	19.89 (3)	61.64 (4)	0.876 (4)	52.88 (3)	1.090 (3)
Eff.	1	64	64	8,320	10.61	62.23	0.873	53.25	1.082
	2	64	32	8,320	14.05	63.11	0.862	52.67	1.098
	4	64	16	8,320 (1)	17.20 (1)	63.55 (2)	0.845 (2)	53.19 (2)	1.080 (2)
Sup.	1	64	64	12,480	11.96	66.65	0.776	53.87	1.070
	2	64	32	12,480	15.21	66.30	0.781	54.11	1.064
	4	64	16	12,480 (2)	19.77 (2)	66.52 (1)	0.774 (1)	54.25 (1)	1.058 (1)

Table 10: Averages of different metrics over five runs trained on Europarl and Anki English-to-Spanish translation datasets. The numbers in parentheses indicate the ranking of each mechanism for that metric. An ablation study on the number of heads shows increasing the number of heads enhances the performance of all algorithms. Optimised and Efficient Attentions perform on par or better than Standard Attention on most benchmarks with 1/2 and 3/4 as many attention parameters.

Att.	h	d_m	d_k	# Param.	Avg. Time	BLEU	Acc.	Loss	Test BLEU	Test Acc.	Test Loss
Stn.	1	1024	1024	4,198,400	556.5	23.2	80.48	0.86	22.1	80.86	0.87
	2	1024	512	4,198,400	598.7	22.3	81.03	0.84	22.7	81.43	0.84
	4	1024	256	4,198,400 (3)	600.0 (3)	23.1 (2)	81.11 (3)	0.83 (3)	22.8 (1)	81.41 (3)	0.84 (3)
Opt.	1	1024	1024	3,148,800	552.0	22.5	81.15	0.87	22.6	81.11	0.84
	2	1024	512	3,148,800	583.8	22.1	81.61	0.82	23.0	81.57	0.82
	4	1024	256	3,148,800 (2)	586.8 (2)	24.5 (1)	82.06 (1)	0.78 (1)	22.6 (3)	81.98 (1)	0.80 (1)
Eff.	1	1024	1024	2,099,200	472.7	22.4	81.13	0.82	22.8	81.43	0.83
	2	1024	512	2,099,200	498.6	22.3	81.48	0.80	22.9	81.62	0.81
	4	1024	256	2,099,200 (1)	523.0 (1)	22.6 (3)	81.15 (2)	0.82 (2)	22.3 (3)	81.44 (2)	0.83 (2)