

Improving LLM Code Generation with Grammar Augmentation

Shubham Ugare¹, Tarun Suresh¹, Hangoo Kang¹,
Sasa Misailovic¹, and Gagandeep Singh^{1,2}

¹ University of Illinois Urbana-Champaign

² VMware Research

Abstract. We present SynCode a novel framework for efficient and general syntactical decoding of code with large language models (LLMs). SynCode leverages the grammar of a programming language, utilizing an offline-constructed efficient lookup table called DFA mask store based on language grammar terminals. We demonstrate SynCode’s soundness and completeness given the context-free grammar (CFG) of the programming language, presenting its ability to retain syntactically valid tokens while rejecting invalid ones. The framework seamlessly integrates with any language defined by CFG, as evidenced by experiments on simplified CFGs for Python and Go. The results underscore the significant reduction of 96.07% of syntax errors achieved when SynCode is combined with state-of-the-art LLMs, showcasing its substantial impact on enhancing syntactical precision in code generation.

Our code is available at <https://github.com/uiuc-focal-lab/syncode>

Keywords: Large Language Model · Syntax Error · Context-free Grammar

1 Introduction

Recent research has advanced the development of large language models (LLMs) for code generation[10,21,11,13,27,19]. These models have shown remarkable capabilities in generating code. LLM-based code generation plays a crucial role in automating and improving the efficiency of software development. However, even the largest models can often exhibit syntactical errors during code generation. This challenge becomes more pronounced in smaller models and for programming languages that are underrepresented in the training data of the respective model. The presence of syntactical errors in the generated code can impede its seamless integration into practical applications, leading to functionality issues and debugging challenges.

Despite advancements in techniques such as fine-tuning and few-shot prompting, which enhance the model’s ability, these approaches fall short of fully addressing the challenge of syntactical accuracy in generated code. To address this issue, recent papers [24,26] present techniques that use the Context-Free grammars (CFGs) of the programming languages at the decoding stage of language

models (LMs) to ensure syntax guided generation. The process of language model generation involves iteratively selecting the next best token from the vocabulary of the LLM. Syntactically guided code-generation techniques filter syntactically invalid tokens, thereby ensuring syntactically correct code.

However, these promising techniques have notable limitations. For instance, Synchromesh [24] parses partial code during generation and considers all possible LLM tokens to create a mask of syntactically valid next tokens. This mask, represented as a boolean array sized to the LLM vocabulary, signifies eligibility for selection in the subsequent iteration. The considerable vocabulary size, often exceeding 30,000 tokens, makes the consideration of all tokens prohibitively expensive. Another work PICARD [26] is restricted to specific decoding schemes that detect syntax violation after generation. Consequently, these approaches tend to be slow and restricted and have primarily been applied to domain-specific languages (DSLs) like SQL.

This Work. We present SynCode an efficient and general approach for generating syntactically correct code. SynCode can be combined with any existing LLM decoding algorithm (e.g., greedy, beam search, sampling) and can efficiently generate syntactically correct code for general-purpose programming languages.

The language grammar defines *the terminals*, fundamental building blocks of the language (e.g., keywords, operators). Typically, a parser lexes code and creates lexical tokens, each associated with a terminal from the grammar. In the iterative process of LLM generation, the intermediate partial code consists of LLM tokens, which differ from the lexical tokens. Effectively parsing this partial code to infer syntactically valid next LLM tokens poses a challenge for ensuring the precision of the approach. Furthermore, a critical challenge for efficiency lies in effectively leveraging the language grammar to construct an offline computational structure. Such that this structure can be used to efficiently filter syntactically invalid tokens during LLM generation.

The backbone of SynCode is the offline construction of a *DFA mask store*, a lookup table derived from regular expressions representing the terminals of the language grammar. The DFA mask store facilitates efficient traversal of DFA states, enabling the retrieval of masks mapped to each state and accept sequence. During the LLM decoding stage, where it selects the next token, SynCode employs a strategic two-step approach. In the initial step, it leverages partial code to generate sequences of terminals that can follow partial code called accept sequences. This reduction to the level of terminals—a closer abstraction to language grammar than tokens—simplifies the problem. Simultaneously, SynCode computes a remainder from the partial code, representing the suffix that may change its terminal type in subsequent generations. SynCode walks over the DFA using the remainder and uses the mask store to compute the mask specific to each accept sequence. By unifying masks for each accept sequence SynCode gets the set of syntactically valid tokens.

SynCode seamlessly integrates with any language defined by CFG. We demonstrate that the SynCode is *sound* – ensuring it retains all syntactically valid

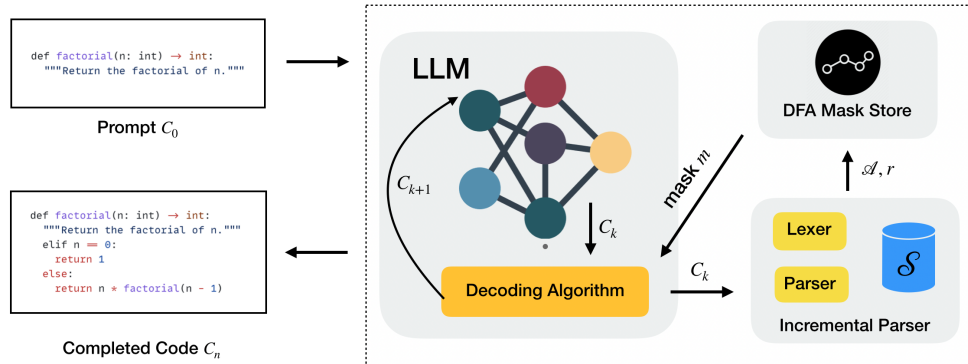


Fig. 1: In the SynCode workflow, the LLM takes partial code C_k and generates a distribution for the next token t_{k+1} . The incremental parser processes C_k to produce accept sequences \mathcal{A} and remainder r . These values are used by the DFA mask store to create a token mask, eliminating syntactically invalid tokens. The LLM iteratively generates a token t_{k+1} using the distribution and the mask, appending it to C_k to create the updated code C_{k+1} . The process continues until the LLM returns the final code C_n based on the defined stop condition.

tokens. Syncode is also *complete* under specific conditions – affirming it rejects every syntactically invalid token.

We evaluate a diverse set of state-of-the-art LLMs, including CodeGen, WizardCoder, and Llama, from the BigCode Models Leaderboard [21,19,27]. Our experiments using the challenging HumanEval and MBXP datasets [5], conducted with simplified CFGs for Python and Go, demonstrate that when augmented with SynCode, state-of-the-art LLMs reduce the 96.07% of the syntax errors. Furthermore, our evaluation considers both LALR(1) and LR(1) as base parsers, showing that the LR(1) parsers are more efficient for generating accept sequences. The remaining syntax errors persist because the LLM fails to halt generation before reaching the maximum generation limit.

Contributions. The main contributions of this paper are:

- We present a novel framework for decoding of LLMs by designing new algorithms that allow us to efficiently generate syntactically correct code.
- We implement our approach into a tool named SynCode that can easily work with any programming language with user-provided context-free grammar.
- We present an extensive evaluation of the performance of SynCode in generating syntactically correct code for two general-purpose programming languages Python and Go.

2 Background

In this section, we provide the necessary background on language models (LMs) and programming language grammar.

Notation. Let Σ be a finite set of alphabets. We use ϵ to denote an empty string. Given a set S , we use S^i to denote the set of all i -length sequences that can be formed by selecting elements from S . Given set of natural numbers \mathcal{N} , let $S^* = \bigcup_{i \in \mathcal{N}} S^i$, and thus Σ^* represents the set of all strings over alphabets in Σ , including the empty string ϵ . Further, we use Σ^+ to denote $(\Sigma^* - \epsilon)$. Given two strings $w_1, w_2 \in \Sigma^*$, we use $w_1.w_2$ to denote string obtained by concatenating w_2 to w_1 .

2.1 Language Models

Current language models (LM) operate on vocabulary $V \subseteq \Sigma^*$ of tokens. A tokenizer is used that takes an input prompt $p \in \Sigma^*$ which is a sequence of characters as input. The tokenizer converts the prompt p into a sequence of tokens $t_1, t_2 \dots t_k$. Figure 2 shows this for a simple example, where we

see that common words (e.g., ‘def’) have their own token (even with a space in front), while rare words (e.g., ‘incr_list’) are split into multiple tokens. Then the LM $M : V^* \rightarrow \mathcal{R}^{|V|}$ outputs a vector of scores $z = M(t_1, t_2 \dots t_k)$ over the vocabulary. Through the application of the softmax function, the scores z can be transformed into a probability distribution over the vocabulary V , where $\text{softmax}(z_i) = \exp(z_i) / \sum_i (\exp(z_i))$.

Decoding. Building upon this, the language model M is recurrently applied to generate a sequence of tokens $t_1, t_2 \dots t_k$. When choosing the $(k + 1)$ -th token, the probability distribution for the next token is obtained through $\text{softmax}(M(t_1, t_2 \dots t_k))$. Various approaches for token selection from this distribution have been explored in the literature such as greedy decoding, sampling, and beam search. Each technique is repeated until the prediction of a special end-of-sequence token, ‘eos,’ or the fulfillment of another stopping criterion. This iterative process is equivalent to sampling from a distribution over V^* , potentially resulting in multiple feasible decodings.

Constrained Masking. In the context of decoding, we encounter scenarios where excluding specific tokens at particular positions becomes crucial (e.g., excluding harmful words). This implies we can disregard these tokens and proceed with decoding based on the remaining set. An algorithm for such masking relies on a function f_m to generate the mask m based on the exact use case. In the mask $m \in \{0, 1\}^{|V|}$, ‘1’ indicates a viable token, and ‘0’ signifies a discarded one. Decoding methods mentioned earlier can be applied to $m \odot \text{softmax}(z)$, where \odot represents element-wise multiplication. The resultant vector should be scaled by $1 / \sum_i (m \times \text{softmax}(z))_i$ to restore correct probabilities. Algorithm 1 presents

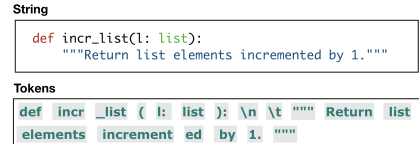


Fig. 2: Tokenization of a string.

the steps for masked decoding. In SynCode, we use the constrained masking technique to exclude syntactically invalid tokens.

2.2 Programming Language Grammar

Programming language syntax is represented by defining a formal grammar. A formal grammar is essentially a set of production rules that describe all possible strings in a given formal language. A grammar consists of terminal and non-terminal symbols, where terminal symbols are the actual characters or tokens in the language, while non-terminal symbols are placeholders used to define patterns or structures within the language.

The syntax for most programming languages can be defined using context-free grammar (CFG). CFG is a formal grammar that consists of production rules that can be

applied to a nonterminal symbol regardless of its context. In CFG, each production rule is of the form $E \rightarrow \beta$ with E a single nonterminal symbol, and β a string of terminals and nonterminals (β can be empty). Regardless of which symbols surround it, the single nonterminal E on the left-hand side can always be replaced by β on the right-hand side.

Terminals. We use Γ to denote the set of terminals in the grammar. Regular expressions are used to describe the terminals. For instance, A regular expression $^[0-9]^+$ is used for an integer literal: This regular expression describes a sequence of one or more digits (0 to 9). We use ρ to denote a regular expression and $L(\rho) \subseteq \Sigma^*$ to denote the language recognized ρ . Regular expressions are often associated with the creation of Deterministic Finite Automata (DFAs). A DFA is a theoretical construct used to recognize patterns specified by regular expressions.

Definition 1 (DFA). A deterministic finite automaton (DFA) D is a 5-tuple, $(Q, \Sigma, \delta, q_0, F)$, consisting of a finite set of states Q , a finite set of input symbols called the alphabet Σ , a transition function $\delta : Q \times \Sigma \rightarrow Q$, an initial state $q_0 \in Q$ and a set of accept states $F \subseteq Q$.

Let $w = a_1a_2 \dots a_n$ be a string over the alphabet Σ . The DFA computation $\delta^* : Q \times \Sigma^* \rightarrow Q$ on a string w is defined as $\delta^*(r_0, w) = r_n$ when $r_{i+1} = \delta(r_i, a_{i+1})$, for $i = 0, \dots, n-1$. The automaton D accepts the string w if $\delta^*(q_0, w) \in F$. Next, we state the lemma that shows the equivalence of regular expressions and DFA.

Algorithm 1 Masked LLM Generation

Inputs: M : LLM, \mathcal{T} : tokenizer, p : input prompt string, f_m : function that generates mask, n_{max} : maximum generated tokens, D : decoding strategy

```

1: function MASKEDGENERATE( $M, \mathcal{T}, f_m$ )
2:    $T_{cur} \leftarrow$  Tokenize( $\mathcal{T}, C_0$ )
3:   for  $i \in \{1, \dots, n_{max}\}$  do
4:      $scores \leftarrow M(T_{cur})$ 
5:      $m \leftarrow f_m(T_{cur}, T)$ 
6:      $scores \leftarrow m \odot scores$ 
7:      $t_i \leftarrow D(scores)$ 
8:     if  $t_i = EOS$  then
9:       break
10:     $T_{cur} \leftarrow$  append( $T_{cur}, t_i$ )
11:  output  $\leftarrow$  decode( $\mathcal{T}, T_{cur}$ )
12:  return output

```

Lemma 1. *For every regular expression ρ there is an equivalent DFA D such that D accepts w iff $w \in L(\rho)$*

Lexer. We assume lexical analysis with a 1-character lookahead and no backtracking. This is the default behavior of popular existing lexers [17].

Definition 2 (Lexer). *The function Lex is defined to take partial code $C_k \in \Sigma^*$ as input and produce a sequence l_1, l_2, \dots, l_f of lexical tokens where $l_i \in \Sigma^*$.*

3 Syntactical Code Generation

This section describes our main technical contributions and the SynCode algorithm.

3.1 Syntactical Decoding Problem

Given a programming language with grammar G , let $L(G) \subseteq \Sigma^*$ denote the set of all syntactically valid programs according to the grammar G .

Definition 3 (Partial Programs). *For grammar G , $L_p(G) \subseteq \Sigma^*$ denotes all syntactically valid partial programs. Formally, if $w_1 \in L_p(G)$ then $\exists w_2 \in \Sigma^*$ such that $w_1.w_2 \in L(G)$*

By defining syntactically valid partial programs, we can define our main problem:

Definition 4 (Syntactical Decoding). *For grammar G , given partial code $C_k \in L_p(G)$ and finite token vocabulary $V \subset \Sigma^*$, the syntactical decoding problem is to compute the set $V_k \subseteq V$ such that for any $t \in V_k, C_k.t \in L_p(G)$*

Synchromesh [24] solves this problem by iterating over the V and for each $t \in V$ it parses $C_k.t$ to check if it is in $L_p(G)$. Typically $|V|$ is large ($> 30,000$) and thus Synchromesh does a preorder traversal over a trie built on V and optimizes this step. Despite this optimization, Synchromesh still needs to evaluate a considerable number of candidate tokens, introducing large overhead. SynCode tackles this challenge through the creation of a novel structure which we call *DFA mask store* offline (Definition 12). For a given grammar G and vocabulary V , this mask store is constructed once and can be leveraged across all code generations. SynCode breaks down the syntactical decoding problem into two distinct steps. In the initial step, it parses C_k and computes the unparsed remainder $r \in \Sigma^*$ along with the acceptable terminal sequences \mathcal{A} (defined in Section 3.2). Unlike Synchromesh, which necessitates parsing all $C_k.t$, SynCode requires a single parse of C_k . In the second step, SynCode utilizes r , \mathcal{A} , and the precomputed mask store. This phase involves traversing the DFA and performing a few lookups within the DFA mask store to obtain the set of syntactically valid tokens t capable of extending C_k . Consequently, SynCode efficiently computes the set of syntactically valid tokens, enabling efficient syntactical decoding.

3.2 Parsing Partial Code

In this section, we describe the remainder r and accept sequences \mathcal{A} returned by the parsing step of the SynCode algorithm.

Remainder. SynCode uses a lexer to convert C_k to sequence of lexical tokens $l_1, l_2 \dots l_f \in \Sigma^*$. Each lexical token l_i is associated with a terminal type τ_i , where $l_i \in L(\rho_{\tau_i})$ (ρ_{τ_i} is the regular expression for terminal τ_i). The remainder r represents the suffix of C_k that either remains unlexed because it does not match any terminal, or has been lexed but might undergo a different lexing in subsequent iterations when C_k is extended by the LLM by appending tokens. Hence, SynCode assigns the remainder according to the following two cases:

Case 1: $C_k = l_1.l_2 \dots l_f$ Assuming a standard lexer with 1-character lookahead and no backtracking, all lexical tokens l_1, l_2, \dots, l_{f-1} remain unchanged upon extending C_k . However, the final lexical token l_f may change. For example, in Python partial code in the k -th LLM iteration, if the final lexical token is $l_f = \text{'ret'}$ and the language model generates the token 'urn' in the next iteration, the updated code results in the final lexical token becoming $l_f = \text{'return'}$. This transition reflects a transformation from an identifier name to a Python keyword in the subsequent iterations. Thus, r is assigned the value l_f , i.e., $r = \text{'ret'}$ for k -th iteration in our example.

Case 2: $C_k = l_1.l_2 \dots l_f.u$: Here, $u \in \Sigma^*$ is the unlexed remainder of C_k . In this case, considering the 1-character lookahead of the lexer, the types of l_1, l_2, \dots, l_f do not change upon extending C_k . Consequently, r is assigned value u of the suffix that remains unlexed.

Given a sequence $\Lambda = \tau_0, \tau_1, \dots, \tau_f$, we simplify notation by using $L(\Lambda) = L(\rho_{\tau_0} \cdot \rho_{\tau_1} \dots \rho_{\tau_f})$ throughout the rest of the paper.

Definition 5 (Partial Parse). *Given the partial code $C_k \in \Sigma^*$, the partial parse function $pparse : \Sigma^* \rightarrow \Gamma^* \times \Sigma^*$ returns a terminal sequence Λ_0 and remainder r such that $C_k = C^0.r$ and C^0 is parsed as Λ_0 . i.e. $C^0 \in L(\Lambda_0)$.*

Accept Sequences. A sentence is a sequence of terminals. A grammar G describes a (possibly infinite) set of sentences, that can be derived by using the production rules of the grammar. We use $L^\Gamma(G) \subseteq \Gamma^*$ to denote the valid sequences of terminals that can be derived from the rules of G . Further, $L_p^\Gamma(G)$ denotes all syntactically valid partial sentences of terminals. Formally,

Definition 6 (Partial Sentences). *We define a set of all syntactically valid partial sentences $L_p^\Gamma(G) \subseteq \Gamma^*$ such that $\Lambda \in L_p^\Gamma(G)$ if and only if $\exists \Lambda_1 \in \Gamma^*$ such that $\Lambda.\Lambda_1 \in L^\Gamma(G)$.*

Note that $L(G)$ and $L_p(G)$ are defined over alphabets Σ , whereas $L^\Gamma(G)$ and $L_p^\Gamma(G)$ over terminals Γ . Nevertheless, if a program C is parsed to obtain terminal sequence Λ , then $C \in L(G)$ is equivalent to $\Lambda \in L^\Gamma(G)$. The SynCode parsing algorithm obtains $\Lambda = \tau_1, \tau_2 \dots \tau_f$ by parsing C_k . Given a partial sentence Λ , an accept sequence is a sequence over Γ such that when appended to Λ the result is still a partial sentence. Formally,

Definition 7 (Accept Sequence). Given partial code $C_k \in L_p(G)$, and $\Lambda_0, r = \text{pparse}(C_k)$, $\Lambda_1 \in \Gamma^*$ is an accept sequence if $\Lambda_0.\Lambda_1 \in L_p^\Gamma(G)$.

Consider a Python partial program $C_k = \text{'def is'}$ and let $def, name, lpar$ and $rpar$ be the terminals in Python grammar. we get $\{def\}, \text{'is'} = \text{pparse}(\text{'def is'})$, where $\Lambda_0 = \{def\}$ and $r = \text{'is'}$. $\Lambda = \{name, lpar, rpar\}$ is an accept sequence in this case as the sequence of terminals $\Lambda_0.\Lambda_1 = \{def, name, lpar, rpar\}$ is a valid partial sentence. The parser state on parsing the partial code C_k can be directly utilized to compute a set of accept sequences, denoted as \mathcal{A} . The soundness and completeness of the SynCode algorithm depend on the length of these accept sequences in \mathcal{A} . In theory, using longer accept sequences enhances the precision of the SynCode algorithm. However, this improvement comes at the cost of increased computational complexity. In Section 3.5, we show our method for obtaining 1 and 2-length accept sequences that are efficient and precise in practice.

3.3 Grammar Mask

This section outlines the utilization of the set of acceptable terminal sequences \mathcal{A} and the remainder r in the creation of a boolean mask using the DFA mask store which is subsequently used for constraining the LLM output. The DFA mask store is constructed offline and makes SynCode efficient during the LLM generation. Given partial code C_k , our objective is to identify tokens $t \in V$ such that appending them to C_k leads to syntactical completion. Given remainder r and set of sequences \mathcal{A} , the goal is to determine whether $r.t$ partially matches the regular expression derived from any of the sequences in \mathcal{A} . To characterize the notion of strings partially matching a regular expression, we next introduce the function *pmatch*.

Definition 8 (*pmatch*). The function *pmatch* takes a word $w \in \Sigma^*$, a regular expression ρ and returns a boolean. $\text{pmatch}(w, \rho) = \text{true}$ if either of the following conditions holds:

1. $\exists w_1 \in \Sigma^*, w_2 \in \Sigma^+$ such that $w = w_1.w_2$ and $w_1 \in L(\rho)$ or
2. $\exists w_1 \in \Sigma^*$ such that $w.w_1 \in L(\rho)$

Thus $\text{pmatch}(w, \rho)$ is true when either a prefix of w matches ρ or w can be extended to match ρ . Next, we give definitions related to DFAs. These definitions are useful for describing the construction of the DFA mask store and to prove properties related to the correctness of its use in SynCode algorithm. In particular, we first define the live states of DFA. We say state q is live if there is a path from q to any final states in F . Formally,

Definition 9 (DFA live states). Given a DFA $D(Q, \Sigma, \delta, q_0, F)$, let $\text{live}(Q) \subseteq Q$ denote the set of live states such that

$$q \in \text{live}(Q) \text{ iff } \exists w \in \Sigma^* \text{ s.t. } \delta^*(w, q) \in F$$

We use $D_\tau(Q_\tau, \Sigma_\tau, \delta_\tau, q_0^\tau, F_\tau)$ to denote a DFA corresponding to a terminal $\tau \in \Gamma$. Next, we establish the definition of $dmatch$ for DFA, which is an equivalent concept to $pmatch$ with regular expressions. $dmatch$ is recursively defined such that its computation can be performed by walking over the DFAs of a sequence of terminals.

Definition 10 (*dmatch*). *Given a DFA $D(Q, \Sigma, \delta, q_0, F)$, a string $w \in \Sigma^*$, a DFA state $q \in Q$ and any sequence of terminals $\Lambda = \{\tau_{f+1}, \tau_{f+2} \dots \tau_{f+d}\}$, $dmatch(w, q, \Lambda) = true$, if either of the following conditions hold:*

1. $\delta^*(w, q) \in live(Q)$ or
2. $\exists w_1 \in \Sigma^*, w_2 \in \Sigma^+$ such that $w_1.w_2 = w$, $\delta^*(w_1, q) \in F$ and $\Lambda = \{\}$ or
3. $\exists w_1 \in \Sigma^*, w_2 \in \Sigma^*$ such that $w_1.w_2 = w$, $\delta^*(w_1, q) \in F$, and $dmatch(w_2, q_0^{\tau_{f+1}}, \{\tau_{f+2} \dots \tau_{f+d}\}) = true$ where $q_0^{\tau_{f+1}}$ is the start state corresponding to the DFA for τ_{f+1}

Given an accept sequence $\Lambda = \{\tau_{f+1}, \tau_{f+2} \dots \tau_{f+d}\} \in \mathcal{A}$, our objective is to compute the set of tokens $t \in V$ such that $pmatch(r.t, \rho_\Lambda)$ holds, where $\rho_\Lambda = (\rho_{f+1}.\rho_{f+2} \dots \rho_{f+d})$ is the regular expression obtained by concatenating regular expressions for terminals. If A^p denotes the sequence $\{\tau_{f+2}, \dots \tau_{f+d}\}$, Lemma 2 simplifies this problem to finding $dmatch(r.t, q_0^{\tau_1}, A^p)$. Furthermore, utilizing Lemma 3, this can be further reduced to computing $q = \delta_{\tau_1}^*(r, q_0^{\tau_1})$ and $dmatch(t, q, A^p)$. It's important to note that $dmatch(t, q, A^p)$ does not depend on C_k and can be computed offline. While the computation of q for $dmatch(t, q, A^p)$ is relatively inexpensive, evaluating $dmatch(t, q, A^p)$ can be computationally expensive both offline and online, as it requires considering numerous potential accept sequences offline, and where it needs to iterate over all tokens in V online. We observe that if we consider sequences of smaller lengths, we can efficiently precompute the set of tokens satisfying $dmatch(t, q, A^p)$ for all q, t and A^p offline. We later establish the soundness of Syncode when using accept sequences of length at least 1 (Theorem 1) and completeness for accept sequences of the length greater than maximum length of tokens in the vocabulary (Theorem 2). Typically, LLM tokens are small in size, allowing us to obtain these guarantees.

Lemma 2. *Given $\Lambda = \{\tau_{f+1}, \tau_{f+2} \dots \tau_{f+d}\}$, $A^p = \{\tau_{f+2} \dots \tau_{f+d}\}$ and $\rho_\Lambda = (\rho_{f+1}, \rho_{f+2}, \dots, \rho_{f+d})$, $dmatch(w, q_0^{\tau_1}, A^p) \iff pmatch(w, \rho_\Lambda)$.*

Lemma 3. *If $q = \delta_\tau^*(r, q_0^\tau)$ and no prefix of r is in $L(\tau)$ i.e. $\nexists w_1 \in \Sigma^*, w_2 \in \Sigma^*$ such that $w_1.w_2 = r$ and $\delta_\tau^*(w_1, q_0^\tau) \in F_\tau$ then $dmatch(t, q, \Lambda) \iff dmatch(r.t, q_0^\tau, \Lambda)$.*

The proofs of both the lemmas are in Appendix 8.2.

Illustrative Example: Consider the scenario with $C_k = \text{'def is'}$, $r = \text{'is'}$, and an accept sequence $\Lambda = \{name, lpar, rpar\}$ in \mathcal{A} , where $name$, $lpar$, and $rpar$ are terminals in Γ . Our objective is to determine all $t \in V$ such that $\text{'def is'}.t$ forms a valid partial program. This can be achieved by finding tokens t that satisfy $pmatch(\text{'is'}.t, \rho_\Lambda)$, where $\rho_\Lambda = [a-z, A-Z,]^*$.

Let's consider a token $t = \text{'_prime():'}$. We observe that $r.t = \text{'is_prime():'}$ can be decomposed into 'is_prime' ($name$), '(' ($lpar$), ')' ($rpar$), and ':'. Consequently, it partially matches ρ_A as defined by $pmatch$. In Figure 3, we present the DFAs for A used in computing $dmatch$. The reduction $dmatch(r.t, q_0^{name}, lpar, rpar) = dmatch(\text{'is_prime():'}, q_0^{name}, lpar, rpar)$ simplifies successively to $dmatch(\text{'():'}, q_0^{lpar}, rpar)$, then to $dmatch(\text{'():'}, q_0^{rpar}, rpar)$, and finally to $dmatch(\text{'():'}, q_1^{rpar}, rpar)$. As q_1^{rpar} is a final state, according to condition 2 of Definition 10, $dmatch(\text{'():'}, q_1^{rpar}, rpar)$ holds true. Next, we define a mask over vocabulary

Definition 11 (Vocabulary mask). *Given vocabulary $V \subseteq \Sigma^*$, $m \in \{0, 1\}^{|V|}$ is a mask over the vocabulary. We also use $set(m) \subseteq V$ to denote the subset represented by m .*

For an integer α , we define a DFA table \mathcal{M}_α as the mask store over the DFA states with α lookahead. Given the set of all DFA states $Q_\Omega = \bigcup_{\tau \in \Gamma} Q_\tau$, the table stores binary masks of size $|V|$, indicating for token string t , for any DFA state $q \in Q_\Omega$ and a sequence of α terminals Λ_α if $dmatch(t, q, \Lambda_\alpha) = true$. The lookahead parameter α signifies the number of subsequent terminals considered when generating the mask stored in the table. Choosing a larger value for α enhances the precision of SynCode algorithm, but it comes at the cost of computing and storing a larger table. We next formally define the DFA mask store,

Definition 12 (DFA mask store). *For an integer α , the DFA mask store \mathcal{M}_α is a function defined as $\mathcal{M}_\alpha : Q_\Omega \times \Gamma^\alpha \rightarrow \{0, 1\}^{|V|}$, where $Q_\Omega = \bigcup_{\tau \in \Gamma} Q_\tau$ represents the set of all DFA states and Γ^α is a set of α -length terminal sequences. Then $\mathcal{M}_\alpha(q, \Lambda) = m$ is a binary mask such that $t \in set(m)$ if $dmatch(t, q, \Lambda)$*

For our illustrative example if $m = \mathcal{M}_2(q_1^{name}, \{lpar, rpar\})$ then $t = \text{'_prime():'}$ should be contained in $set(m)$. The grammar mask for a set of accept sequences \mathcal{A} can be computed by combining masks for each $\Lambda \in \mathcal{A}$. We describe the grammar mask computation algorithm in Appendix 8.1.

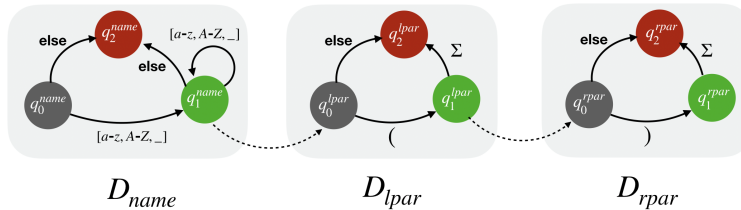


Fig. 3: DFAs in accept sequence $\Lambda = \{name, lpar, rpar\}$ for example. The start state, final states, and dead states are in gray, green, and red respectively. The dashed arrows link the final states of one DFA to the starting state of the next DFA, adhering to condition 3 in Definition 10. This illustrates the sequential traversal across DFAs during the computation of $dmatch$.

3.4 Soundness and Completeness

This section establishes the soundness and completeness of the SynCode algorithm. Algorithm 2 presents the LLM generation algorithm with SynCode. It takes as inputs an LLM represented by M , a tokenizer denoted by \mathcal{T} , an input prompt string C_0 , the maximum number of generated tokens n_{max} , and a base decoding strategy D . The algorithm begins by tokenizing the input prompt using the tokenizer. It then iteratively generates tokens using the LLM, decodes the current token sequence, and performs parsing to obtain acceptable terminal sequences \mathcal{A} , and a remainder r (line 6). A grammar mask is applied to the logit scores based on these values (line 7). The algorithm subsequently selects the next token using the decoding strategy, and if the end-of-sequence token (EOS) is encountered, the process terminates. The final decoded output is obtained, incorporating the generated tokens, and is returned as the result of the MaskedGenerate algorithm.

Given partial code $C_k \in L_p(G)$ and SynCode generates a corresponding mask m . If, for a token $t \in V$, the concatenation $C_k.t$ results in a syntactically valid partial program, i.e. $C_k.t \in L_p(G)$, our soundness theorem ensures that t is indeed a member of the set defined by the generated mask m . The subsequent theorem formally states this soundness property.

Theorem 1. *Let $C_k \in L_p(G)$ be the partial code and any integer $d \geq 1$, let $\mathcal{A}_d \subseteq \Gamma^d$ contain all possible accept terminal sequences of length d and $r \in \Sigma^*$ denote the remainder. If $m = \text{GrammarMask}(\mathcal{A}, r)$ then for any $t \in V$, if $C_k.t \in L_p(G)$ then $t \in \text{set}(m)$*

The proof of the theorem is in Appendix 8.2.

Next, we give a definition that establishes a partial order on sets of terminal sequences, where one set is considered greater than another if every sequence in the second set has a prefix in the first set.

Definition 13 (\preceq). *We define a partial order \preceq on set of terminal sequences $\mathcal{P}(\Gamma^*)$ such that $\mathcal{A}_1 \preceq \mathcal{A}_2$ when $\forall \lambda_2 \in \mathcal{A}_2 \exists \lambda_1 \in \mathcal{A}_1 \exists \lambda_3 \in \Gamma^*$ s.t. $\lambda_2 = \lambda_1.\lambda_3$*

We further state the lemma that shows the relation in the grammar masks generated by two accept sequences satisfying relation \preceq .

Lemma 4. *Given \mathcal{A}_1 and \mathcal{A}_2 are set of accept sequences such that $\mathcal{A}_1 \preceq \mathcal{A}_2$ and $m_1 = \text{GrammarMask}(\mathcal{A}_1, r)$ and $m_2 = \text{GrammarMask}(\mathcal{A}_2, r)$ then $\text{set}(m_2) \subseteq \text{set}(m_1)$*

The proof of the lemma is in Appendix 8.2.

Theorem 1 establishes soundness for accept sequences \mathcal{A}_d of length d , while Lemma 4 extends this proof to any set of accept sequences \mathcal{A} such that $\mathcal{A} \preceq \mathcal{A}_d$. Our implementation, employing sequences of varying lengths, can be proven sound based on this extension.

The completeness theorem ensures that, under specified conditions, each token $t \in \text{set}(m)$ guarantees $C_k.t$ as a syntactically valid partial program. An implementation of SynCode with a short length of accept sequences although sound, may not guarantee completeness. To illustrate, let’s take the example where $\Lambda = \tau_{f+1}, \tau_{f+2} \in \mathcal{A}$ with simple singleton regular expressions $\rho_{\tau_{f+1}} = '('$ and $\rho_{\tau_{f+2}} = '.'$. In this case, our algorithm conservatively treats all tokens $t \in V$ as syntactically valid, whenever $(('$ is a prefix of those tokens (e.g., $((('$, $((('))$) even though some tokens may not meet syntactic validity.

However, by assuming that the accept sequences are long enough, we can establish the completeness of the approach.

Theorem 2. *Let $C_k \in L_p(G)$ be the partial code, let $\mathcal{A}_d \subseteq \Gamma^d$ contain all possible accept terminal sequences of length d and $r \in \Sigma^*$ denote the remainder. Suppose for any $t \in V, d > \text{len}(t)$ and $m = \text{GrammarMask}(\mathcal{A}_d, r)$ such that $t \in \text{set}(m)$ then $C_k.t \in L_p(G)$*

The proof of the theorem is in Appendix 8.2.

While our completeness theorem ensures the SynCode consistently extends syntactically correct partial programs, it does not guarantee termination with a correct and complete program. The focus of the theorem is on generating syntactically valid partial programs, and the theorem does not address whether the process converges to a syntactically correct whole program. Termination considerations go beyond the completeness theorem’s scope.

3.5 SynCode Implementation

In our implementation, we focus on generating accept sequences of length 1 or 2, as they can be efficiently obtained from existing parsers. While this approach incurs some loss of precision, it leads to sound but incomplete syntactical decoding. Further, our evaluation demonstrates that this strategy is efficient and precise in practical scenarios. We note that $p\text{match } r.t$ with a 2-length sequence is equivalent to $d\text{match}$ with a 1-length sequence, as stated in Lemma 2. Consequently, in our work, we precompute mask stores \mathcal{M}_0 and \mathcal{M}_1 . On parsing the partial code C_k , the parser state can be used to directly obtain syntactically acceptable terminals for the current completion (A_0) and the next completion (A_1). We utilize A_0 and A_1 to construct the accept sequences \mathcal{A} , considering two cases:

Algorithm 2 SynCode Generation

Inputs: M : LLM, \mathcal{T} : tokenizer, C_0 : input prompt string, n_{max} : maximum generated tokens, D : decoding strategy

```

1: function MASKEDGENERATE( $M, \mathcal{T},$ 
    $C_0, n_{max}, D$ )
2:    $T_{cur} \leftarrow \text{Tokenize}(\mathcal{T}, C_0)$ 
3:   for  $i \in \{1, \dots, n_{max}\}$  do
4:      $scores \leftarrow M(T_{cur})$ 
5:      $C_k \leftarrow \text{decode}(\mathcal{T}, T_{cur})$ 
6:      $\mathcal{A}, r \leftarrow \text{Parse}(C_k)$ 
7:      $m \leftarrow \text{GrammarMask}(\mathcal{A}, r)$ 
8:      $scores \leftarrow m \odot scores$ 
9:      $t_i \leftarrow D(scores)$ 
10:    if  $t_i = EOS$  then
11:      break
12:     $T_{cur} \leftarrow \text{append}(T_{cur}, t_i)$ 
13:  output  $\leftarrow \text{decode}(\mathcal{T}, T_{cur})$ 
14:  return output

```

Case 1: $C_k = l_1.l_2 \dots l_f$: Let τ_f represent the type of the final lexical token.

In many instances, a token may be extended in the subsequent generation step, such as when an identifier name grows longer or additional words are appended to a comment. In those cases if $A_1 = \tau_1^1, \tau_2^1, \dots, \tau_n^1$, we include all 2-length sequences $\{\tau_f, \tau_i^1\}$ for each i . As previously discussed, the type of the final lexical token may change from τ_f . Consequently, when $A_0 = \{\tau_1^0, \tau_2^0, \dots, \tau_n^0\}$, we add 1-length sequences A_i for each terminal sequence $\{\tau_i\}$ from A_0 , excluding τ_f . This method ensures the generation of sequences accounting for potential extensions of the same token and changes in the type of the final lexical token.

Case 2 $C_k = l_1.l_2 \dots l_f.u$: In this scenario, the current terminal is incomplete, leading to a lack of information about subsequent terminals. Consequently, when $A_1 = \{\tau_1, \tau_2, \dots, \tau_n\}$, we define \mathcal{A} as a set of sequences: $\{A_1, A_2, \dots, A_n\}$, where each A_i corresponds to a single terminal sequence $\{\tau_i\}$ from A_1 . Specifically, $A_1 = \{\tau_1\}$, $A_2 = \{\tau_2\}$, and so forth. This approach ensures the generation of accept sequences based on the available information for subsequent terminals when the current one is incomplete.

We discuss how the parsing is performed *incrementally* to obtain the accept sequences and remainder in the Appendix 8.3.

3.6 Time Complexity

In this section, we analyze the time complexity of the SynCode algorithm. We focus on the cost of creating the mask at each iteration of the LLM generation loop. The key computations involved in this process are the parsing carried out by the incremental parser to compute \mathcal{A} and the lookup/unification operations performed through the DFA mask store.

The incremental parser parses $O(1)$ new tokens at each iteration and computes \mathcal{A} . Let T_A represent the time taken by the parser to compute the accepted terminals and T_P denote the time the parser takes to parse a new token and update the parser state. Hence, in each iteration, the parser consumes $O(T_A + T_P)$ time to generate \mathcal{A} . The DFA mask store lookup involves traversing $|\mathcal{A}|$ DFA sequences, with the number of steps in this walk bounded by the length of the remainder r . As \mathcal{A} can have a maximum of $|\Gamma|$ sequences, the DFA walk consumes $O(|\Gamma| \cdot \text{len}(r))$ time. We employ a hashmap to facilitate efficient lookups at each DFA node, ensuring that all lookups take constant time. Consequently, this step takes $O(|\Gamma|)$ time. Let T_{\cup} denote the time taken for computing the union of binary masks. With potentially $|\Gamma|$ union operations to be performed, the mask computation takes $O(T_{\cup} \cdot |\Gamma|)$ time. Therefore, the overall time complexity at each step during generation is given by $O(T_A + T_P + |\Gamma| \cdot \text{len}(r) + T_{\cup} \cdot |\Gamma|)$.

Choice of base parser: Bottom-up LR parsers, including LR(1) and LALR(1) parsers, process terminals generated from the lexical analysis of the code sequentially and perform shift or reduce operations [3]. LR(1) parsers have the immediate error detection property, ensuring they do not perform shift or reduce operations if the next input terminal is erroneous [2]. This property allows us

to use LR(1) parsing tables to efficiently compute acceptable terminals at any intermediate point, making them preferable for SynCode applications. Thus, computing acceptable terminals with LR(1) parsers has a complexity of $O(|\Gamma|)$. Although LALR(1) parsers are more commonly used due to their smaller memory requirements and faster construction, computing acceptable terminals with them requires iterating over all terminals leading to a complexity of $O(T_P \cdot |\Gamma|)$ due to the need for multiple reduce operations before confirming the validity of each terminal. Furthermore, while we note that for $k > 1$, LR(k) parsers can compute accept sequences of length k immediately, they incur extremely high memory requirements. Our evaluation indicates that LR(1) parsers suffice for effectively eliminating most syntax errors, making them a practical choice for SynCode.

As a consequence, the complexity of our SynCode implementation for syntactic decoding at each step of LLM token generation is $O(|\Gamma| \cdot len(r) + T_U \cdot |\Gamma|)$. Typically, the remainder r is small, allowing us to further simplify our complexity analysis to $O(T_U \cdot |\Gamma|)$ by treating $len(r)$ as constant. Additionally, it’s worth noting that all these computations have the potential for parallelization during LLM generation, but this aspect is deferred to future work.

Offline cost: The cost of computing the mask store \mathcal{M}_α offline involves considering all DFA states $q \in Q_\Omega$, all possible terminal sequences of length α , and all tokens $t \in V$. Given that we need to traverse the DFA for $len(t)$ steps for each entry in the store, the time complexity for computing the mask store is $O(\max_{t \in V}(len(t)) \cdot |Q_\Omega| \cdot |V| \cdot |\Gamma|^\alpha)$. Typically, $len(t)$ is small, allowing us to simplify this to $O(|Q_\Omega| \cdot |V| \cdot |\Gamma|^\alpha)$. In our implementation, the use of \mathcal{M}_0 and \mathcal{M}_1 results in a cost of $O(|Q_\Omega| \cdot |V| \cdot |\Gamma|)$. The size of $|Q_\Omega|$ depends on the complexity of regular expressions for the terminals, which may vary for each grammar. However, as demonstrated in our evaluation section, these mask stores can be computed within 10 minutes for each combination of grammar and LLM. This computation is a one-time cost that can be amortized over all generations performed for the given LLM and grammar.

4 Experimental Methodology

Model Architectures For our evaluation, we select a diverse range of state-of-the-art LLMs with different sizes, tokenizer vocabularies, and training objectives. Notably, models such as WizardCoder and CodeGen, both featured on the Big-Code Models Leaderboard[8], are included to showcase a spectrum of capabilities in our analysis. We give more detail about these models in Appendix 8.5.

Datasets We consider two datasets Multilingual HumanEval and MBXP[5]. Each task in the dataset consists of a function definition, text descriptions of the function as a part of the function docstring, and test cases to check for the functional correctness of LLM generated function. The dataset extends to multiple languages including Python and Go.

- **Multilingual HumanEval** It is an extension of the original HumanEval collection[10], which comprises 164 Python programming problems.

Table 1: Effectiveness of SynCode in generating syntactic Python code

Architecture	Error Type	HumanEval			MBXP		
		Standard SynCode	↓	↓	Standard SynCode	↓	↓
CodeGen-350M	Syntax	230	7	97%	68	0	100%
	Indentation	41	8	80%	10	4	60%
WizardCoder-1B	Syntax	32	3	91%	8	1	88%
	Indentation	4	0	100%	20	1	95%
Llama-7B	Syntax	230	2	99%	108	1	99%
	Indentation	61	0	100%	40	4	90%

- **MBXP** It is extended from the MBPP[6] dataset for Python. The dataset consists of 974 tasks that emphasize essential programming concepts and are designed to be solved by entry-level programmers.

Programming Languages We focus our evaluation on generating code in Python and Go. We write the CFG for these languages using the Extended Backus-Naur Form (EBNF) syntax. Our grammar are simplified version of the actual language specifications. We build our parsing toolkit on top of Lark[17].

Hyperparameter Values We use temperature = 0.2, top p = 0.95 to make the model’s predictions more consistent and set max new tokens n_{max} = 400.

Experimental Setup We run experiments on a 48-core Intel Xeon Silver 4214R CPU with 2 NVidia RTX A5000 GPUs. SynCode is implemented with PyTorch[23] and the HuggingFace transformers library [29].

5 Experimental Results

In this section, we evaluate the effectiveness of SynCode. Additionally, in Appendix 8.6, we report the time and memory overhead of the DFA mask store constructed by SynCode and evaluate the performance of SynCode on few-shot prompting tasks in Appendix 8.7.

5.1 Effectiveness of SynCode

We run inference with Codegen-350M, WizardCoder-1B, and Llama-7B with SynCode and with the standard no-masking approach. Our experimentation encompassed both Python and Go programming languages, evaluating performance on zero-shot problems from the HumanEval and MBXP datasets. For each dataset, we generate $n = 20$ and $n = 1$ samples per problem with the LLM, respectively. We run the LLM-generated code completion against a predefined set of unit tests. For each unit test, we record the error type when running the generated program against that test case. The HumanEval dataset has around 3200 test cases and MBXP has over 900 test cases.

Table 1 presents our results for Python code. The columns standard and SynCode represent the total number of errors of a particular Error Type of LLM-generated code completions to problems in a particular dataset when utilizing

Table 2: Effectiveness of SynCode in generating syntactic Go code

Dataset	Architecture	Standard	SynCode	↓
HumanEval	CodeGen-350M	573	49	91%
	WizardCoder-1B	1031	50	95%
	Llama-7B	725	10	99%
MBXP	CodeGen-350M	212	2	99%
	WizardCoder-1B	243	14	94%
	Llama-7B	414	1	99%

that respective generation approach. The column ↓ represents the percentage reduction from the standard column to the SynCode column. Notably, our experiments reveal that SynCode reduces the number of syntax and indentation errors by over 90% over the baseline in most experiments. Moreover, SynCode reduces the number of syntax or indentation errors to less than 1% of the total test cases.

Furthermore, we report our findings for Go code in Table 2 and demonstrate that SynCode reduces syntax errors by over 90% compared to standard generation. Interestingly, we observe significantly more Syntax errors in standard LLM-generated Go code than in Python code, likely due to the fact that the LLMs are trained more extensively on Python code than Go. Thus, SynCode can be especially effective for Go and more underrepresented programming languages, where LLMs are more likely to generate syntax errors due to a limited understanding of the language. SynCode can bridge this gap by guiding the LLM to sample only the syntactically valid tokens during decoding.

We further analyze the errors in Python and Go code generated by the LLMs augmented with SynCode, an example of which is presented in Appendix 8.8. All of the errors were because the LLM failed to generate a complete program within the maximum token limit. Recall, SynCode provides guarantees of completeness for syntactically correct partial programs. However, it does not provide any guarantees as to whether the process will converge to a syntactically correct complete program.

5.2 Runtime Comparison

Table 3: Avg. time taken for a single prompt generation

Model	Language	Standard(s)	SynCode(s)	
			LALR(1)	LR(1)
CodeGen-350M	Python	4.36	6.06	4.88
	Go	4.35	6.79	5.12
WizardCoder-1B	Python	1.49	3.00	1.74
	Go	1.42	3.69	1.99
Llama-7B	Python	4.88	7.26	6.07
	Go	5.35	7.97	6.67

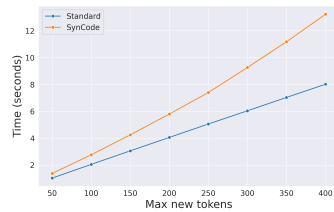
We compare the runtime efficiency of code generation with and without SynCode. We used Python and Go prompts from the HumanEval dataset and tasked Codegen-350M, WizardCoder-1B, and Llama-7B to generate the code completions with standard generation, SynCode-augmented generation with LALR(1) parsing, and SynCode-augmented generation with LR(1) parsing. For each example, we generate a single sample ($n = 1$) per problem, with the max new tokens parameter set to 200. Table 3 reports the average time taken to generate a code completion to a prompt from the HumanEval dataset.

Our results reveal that SynCode, whether employing LR(1) or LALR(1) parsing, introduces only a modest increase in generation time, with respective overheads of 1.22x and 1.76x on average. Despite these slight time increases, the benefits of SynCode in reducing syntax errors far outweigh the incurred overhead. As highlighted in Section 5.1, LLMs augmented with SynCode generate code with significantly fewer syntax and indentation errors. Therefore, the marginal increase in generation time with SynCode is justified by the potential for improved code quality and syntactic correctness, as demonstrated by our findings.

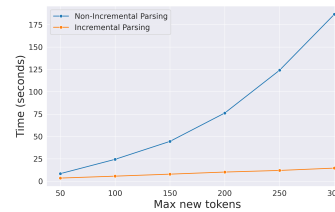
5.3 Ablation Study

Incremental Parsing. We compare the runtime efficiency of utilizing incremental parsing over re-running parsing from scratch in SynCode. We run inference with the Codegen-350M model and with SynCode with and without incremental parsing on Python prompts from the HumanEval dataset. We generate $n = 1$ samples and control the max new tokens in the code completion. Our results are presented in Figure 4b, where the x-axis represents the max new tokens and the y-axis represents the average code generation time, in seconds, with and without incremental parsing. As shown in the figure, the average generation time when re-parsing from scratch increases exponentially as the maximum length of code that the LLM can generate increases. On the other hand, the average generation time increases slowly with incremental parsing. For max new tokens = 300, SynCode with incremental parsing achieves 9x speedup over running parsing from scratch. Our results collectively demonstrate that augmenting SynCode with incremental parsing dramatically improves generation time, especially when generating longer programs.

Max New Tokens. We conduct an ablation study into the relationship between the maximum length of code that the LLMs can generate and code generation times. We used Python prompts from the HumanEval dataset and leveraged Codegen-350M to generate the code completions, both with and without the augmentation of the SynCode. We compute the average generation time, which is measured by dividing the total generation time for the dataset by the total number of problems. As shown in Figure 4a, as we increase the max new tokens, we observe a corresponding increase in generation time.



(a) Average generation time for different max new tokens



(b) Average generation time with and without incremental parser

Fig. 4: Ablation studies on Codegen-350M model.

5.4 Functional Correctness

We investigate whether augmenting LLMs with SynCode improves the functional correctness of the generated code. We evaluate functional correctness using the pass@k metric, where k samples are generated per problem, and a problem is considered solved if any sample passes a set of unit tests, and the fraction of solved problems is calculated. Table 4 reports our results for pass@1 and pass@10 for generated code completions to problems from the HumanEval dataset. We observe that augmenting LLMs with SynCode has a modest improvement in functional correctness over standard generation. While SynCode significantly reduces the number of syntax errors in LLM-generated code, many of these code completions still end up failing test cases. This issue may be attributed to the semantic ability of the LLM when encountering these code prompts and mere syntactic correction is not sufficient.

6 Related Work

LLM for Code Generation. Recent research has advanced the development of LLMs for code generation [10, 21, 11, 13, 27, 19]. These models, including Codex [10], CodeGen [21], PaLM-Coder [11], InCoder [13], LLaMA [27], WizardCoder [19], and others, have shown remarkable capabilities in understanding and generating code. Many of these models utilize fine-tuning, a process where these pre-trained models are further trained on specific code datasets to enhance their task-specific

Table 4: Functional correctness on HumanEval problems

Metric	Architecture	Python		Go	
		Std.	SynCode	Std.	SynCode
pass@1	CodeGen-350M	6.8%	6.9%	3.6%	3.6%
	WizardCoder-1B	20.0%	20.0%	9.3%	9.5%
	Llama-7B	11.2%	11.5%	3.8%	4.25%
pass@10	CodeGen-350M	10.6%	10.6%	5.6%	6.1%
	WizardCoder-1B	27.6%	28.4%	12.5%	13.7%
	Llama-7B	17.1%	18.9%	8.8%	8.8%

performance. Additionally, these models leverage in-context learning[22] such as few-shot learning[9] techniques, allowing them to adapt and respond accurately with few examples in the prompt.

Guided LLM Generation. Recent works have used constrained masking for guiding the LLM generation [24,7,26,1,28,15,14,12,20,16]. The generation is guided by regular expressions[7,20,28,16] or context-free grammars [24,26,12]. PICARD[26] and Synchronesh[24] adopt an incremental detokenization process to derive a program prefix for parsing into a partial Abstract Syntax Tree. While PICARD utilizes an incremental monadic parser, Synchronesh employs a non-incremental parser. Both approaches promptly reject rule violations upon detection, strictly adhering to grammar rules. Synchronesh goes further, employing techniques like Target Similarity Tuning for semantic example selection and Constrained Semantic Decoding to enforce user-defined semantic constraints. Both Synchronesh and PICARD are limited to DSLs. In contrast, SynCode focuses on syntactical decoding. Operating on top of any decoding technique, it scales seamlessly to general-purpose languages such as Python and Go.

7 Conclusion

Existing methods for guiding LLMs to produce syntactically correct code have been notably slow and restrictive, primarily applied to small DSLs. In this paper, we present SynCode, the first efficient and general framework to enhance LLMs’ ability to generate syntactical code across general-purpose programming languages. During decoding, SynCode incrementally parses the partially generated code, computes the unparsed remainder and acceptable terminal sequences, and then leverages the remainder, accept sequences, and pre-computed DFA mask store to compute a mask to constrain the LLM’s vocabulary to only syntactically valid tokens. We evaluated SynCode on generating syntactically correct Python and Go code with different combinations of datasets, models, and prompt engineering tasks. On average, SynCode reduces the number of syntax errors in the generated code by 96.07% compared to standard generation. We believe that our approach will pave the way for more efficient and higher-quality LLM-driven code generation in real-world applications.

References

1. Agrawal, L.A., Kanade, A., Goyal, N., Lahiri, S.K., Rajamani, S.K.: Guiding language models of code with global context using monitors (2023)
2. Aho, A.V., Johnson, S.C.: Lr parsing. *ACM Comput. Surv.* **6**(2), 99–124 (jun 1974). <https://doi.org/10.1145/356628.356629>, <https://doi.org/10.1145/356628.356629>
3. Aho, A.V., Sethi, R., Ullman, J.D.: *Compilers, Principles, Techniques, and Tools*. Addison-Wesley (1986)
4. ANTLR: Another tool for language recognition

5. Athiwaratkun, B., Gouda, S.K., Wang, Z., Li, X., Tian, Y., Tan, M., Ahmad, W.U., Wang, S., Sun, Q., Shang, M., Gonugondla, S.K., Ding, H., Kumar, V., Fulton, N., Farahani, A., Jain, S., Giaquinto, R., Qian, H., Ramanathan, M.K., Nallapati, R., Ray, B., Bhatia, P., Sengupta, S., Roth, D., Xiang, B.: Multi-lingual evaluation of code generation models (2023)
6. Austin, J., Odena, A., Nye, M., Bosma, M., Michalewski, H., Dohan, D., Jiang, E., Cai, C., Terry, M., Le, Q., Sutton, C.: Program synthesis with large language models (2021)
7. Beurer-Kellner, L., Fischer, M., Vechev, M.: Prompting is programming: A query language for large language models. *Proc. ACM Program. Lang.* **7**(PLDI) (jun 2023). <https://doi.org/10.1145/3591300>, <https://doi.org/10.1145/3591300>
8. BigCode: Bigcode models leaderboard. <https://huggingface.co/spaces/bigcode/bigcode-models-leaderboard> (2023), accessed: 2024-01-12
9. Brown, T.B., Mann, B., Ryder, N., Subbiah, M., Kaplan, J., Dhariwal, P., Neelakantan, A., Shyam, P., Sastry, G., Askell, A., Agarwal, S., Herbert-Voss, A., Krueger, G., Henighan, T., Child, R., Ramesh, A., Ziegler, D.M., Wu, J., Winter, C., Hesse, C., Chen, M., Sigler, E., Litwin, M., Gray, S., Chess, B., Clark, J., Berner, C., McCandlish, S., Radford, A., Sutskever, I., Amodei, D.: Language models are few-shot learners (2020)
10. Chen, M., Tworek, J., Jun, H., Yuan, Q., de Oliveira Pinto, H.P., Kaplan, J., Edwards, H., Burda, Y., Joseph, N., Brockman, G., Ray, A., Puri, R., Krueger, G., Petrov, M., Khlaaf, H., Sastry, G., Mishkin, P., Chan, B., Gray, S., Ryder, N., Pavlov, M., Power, A., Kaiser, L., Bavarian, M., Winter, C., Tillet, P., Such, F.P., Cummings, D., Plappert, M., Chantzis, F., Barnes, E., Herbert-Voss, A., Guss, W.H., Nichol, A., Paino, A., Tezak, N., Tang, J., Babuschkin, I., Balaji, S., Jain, S., Saunders, W., Hesse, C., Carr, A.N., Leike, J., Achiam, J., Misra, V., Morikawa, E., Radford, A., Knight, M., Brundage, M., Murati, M., Mayer, K., Welinder, P., McGrew, B., Amodei, D., McCandlish, S., Sutskever, I., Zaremba, W.: Evaluating large language models trained on code (2021)
11. Chowdhery, A., Narang, S., Devlin, J., Bosma, M., Mishra, G., Roberts, A., Barham, P., Chung, H.W., Sutton, C., Gehrmann, S., Schuh, P., Shi, K., Tsvyashchenko, S., Maynez, J., Rao, A., Barnes, P., Tay, Y., Shazeer, N., Prabhakaran, V., Reif, E., Du, N., Hutchinson, B., Pope, R., Bradbury, J., Austin, J., Isard, M., Gur-Ari, G., Yin, P., Duke, T., Levskaya, A., Ghemawat, S., Dev, S., Michalewski, H., Garcia, X., Misra, V., Robinson, K., Fedus, L., Zhou, D., Ippolito, D., Luan, D., Lim, H., Zoph, B., Spiridonov, A., Sepassi, R., Dohan, D., Agrawal, S., Omernick, M., Dai, A.M., Pillai, T.S., Pellat, M., Lewkowycz, A., Moreira, E., Child, R., Polozov, O., Lee, K., Zhou, Z., Wang, X., Saeta, B., Diaz, M., Firat, O., Catasta, M., Wei, J., Meier-Hellstern, K., Eck, D., Dean, J., Petrov, S., Fiedel, N.: Palm: Scaling language modeling with pathways (2022)
12. Dong, Y., Jiang, X., Liu, Y., Li, G., Jin, Z.: Codepad: Sequence-based code generation with pushdown automaton (2023)
13. Fried, D., Aghajanyan, A., Lin, J., Wang, S., Wallace, E., Shi, F., Zhong, R., tau Yih, W., Zettlemoyer, L., Lewis, M.: Incoder: A generative model for code infilling and synthesis (2023)
14. Geng, S., Josifoski, M., Peyrard, M., West, R.: Grammar-constrained decoding for structured nlp tasks without finetuning (2023)
15. Jain, N., Vaidyanath, S., Iyer, A., Natarajan, N., Parthasarathy, S., Rajamani, S., Sharma, R.: Jigsaw: Large language models meet program synthesis. In: *Proceedings of the 44th International Conference on Software Engineer-*

- ing. p. 1219–1231. ICSE '22, Association for Computing Machinery, New York, NY, USA (2022). <https://doi.org/10.1145/3510003.3510203>, <https://doi.org/10.1145/3510003.3510203>
16. Kuchnik, M., Smith, V., Amvrosiadis, G.: Validating large language models with relm (2023)
 17. Lark: Lark - a parsing toolkit for python
 18. Li, R., Allal, L.B., Zi, Y., Muennighoff, N., Kocetkov, D., Mou, C., Marone, M., Akiki, C., Li, J., Chim, J., Liu, Q., Zheltonozhskii, E., Zhuo, T.Y., Wang, T., Dehaene, O., Davaadorj, M., Lamy-Poirier, J., Monteiro, J., Shliazhko, O., Gontier, N., Meade, N., Zebaze, A., Yee, M.H., Umapathi, L.K., Zhu, J., Lipkin, B., Oblokulov, M., Wang, Z., Murthy, R., Stillerman, J., Patel, S.S., Abulkhanov, D., Zocca, M., Dey, M., Zhang, Z., Fahmy, N., Bhattacharyya, U., Yu, W., Singh, S., Luccioni, S., Villegas, P., Kunakov, M., Zhdanov, F., Romero, M., Lee, T., Timor, N., Ding, J., Schlesinger, C., Schoelkopf, H., Ebert, J., Dao, T., Mishra, M., Gu, A., Robinson, J., Anderson, C.J., Dolan-Gavitt, B., Contractor, D., Reddy, S., Fried, D., Bahdanau, D., Jernite, Y., Ferrandis, C.M., Hughes, S., Wolf, T., Guha, A., von Werra, L., de Vries, H.: Starcoder: may the source be with you! (2023)
 19. Luo, Z., Xu, C., Zhao, P., Sun, Q., Geng, X., Hu, W., Tao, C., Ma, J., Lin, Q., Jiang, D.: Wizardcoder: Empowering code large language models with evol-instruct (2023)
 20. Microsoft: Guidance (2023), <https://github.com/microsoft/guidance>
 21. Nijkamp, E., Pang, B., Hayashi, H., Tu, L., Wang, H., Zhou, Y., Savarese, S., Xiong, C.: Codegen: An open large language model for code with multi-turn program synthesis (2023)
 22. Olsson, C., Elhage, N., Nanda, N., Joseph, N., DasSarma, N., Henighan, T., Mann, B., Askell, A., Bai, Y., Chen, A., Conerly, T., Drain, D., Ganguli, D., Hatfield-Dodds, Z., Hernandez, D., Johnston, S., Jones, A., Kernion, J., Lovitt, L., Ndousse, K., Amodei, D., Brown, T., Clark, J., Kaplan, J., McCandlish, S., Olah, C.: In-context learning and induction heads (2022)
 23. Paszke, A., Gross, S., Massa, F., Lerer, A., Bradbury, J., Chanan, G., Killeen, T., Lin, Z., Gimelshein, N., Antiga, L., Desmaison, A., Kopf, A., Yang, E., DeVito, Z., Raison, M., Tejani, A., Chilamkurthy, S., Steiner, B., Fang, L., Bai, J., Chintala, S.: Pytorch: An imperative style, high-performance deep learning library. In: Advances in Neural Information Processing Systems 32, pp. 8024–8035. Curran Associates, Inc. (2019), <http://papers.neurips.cc/paper/9015-pytorch-an-imperative-style-high-performance-deep-learning-library.pdf>
 24. Poesia, G., Polozov, A., Le, V., Tiwari, A., Soares, G., Meek, C., Gulwani, S.: Synchromesh: Reliable code generation from pre-trained language models. In: International Conference on Learning Representations (2022), <https://openreview.net/forum?id=KmtVD97J43e>
 25. Ren, M., Triantafillou, E., Ravi, S., Snell, J., Swersky, K., Tenenbaum, J.B., Larochelle, H., Zemel, R.S.: Meta-learning for semi-supervised few-shot classification (2018)
 26. Scholak, T., Schucher, N., Bahdanau, D.: PICARD: Parsing incrementally for constrained auto-regressive decoding from language models. In: Moens, M.F., Huang, X., Specia, L., Yih, S.W.t. (eds.) Proceedings of the 2021 Conference on Empirical Methods in Natural Language Processing. pp. 9895–9901. Association for Computational Linguistics, Online and Punta Cana, Dominican Republic (Nov 2021). <https://doi.org/10.18653/v1/2021.emnlp-main.779>, <https://aclanthology.org/2021.emnlp-main.779>

27. Touvron, H., Lavril, T., Izacard, G., Martinet, X., Lachaux, M.A., Lacroix, T., Rozière, B., Goyal, N., Hambro, E., Azhar, F., Rodriguez, A., Joulin, A., Grave, E., Lample, G.: Llama: Open and efficient foundation language models (2023)
28. Willard, B.T., Louf, R.: Efficient guided generation for large language models (2023)
29. Wolf, T., Debut, L., Sanh, V., Chaumond, J., Delangue, C., Moi, A., Cistac, P., Rault, T., Louf, R., Funtowicz, M., Davison, J., Shleifer, S., von Platen, P., Ma, C., Jernite, Y., Plu, J., Xu, C., Le Scao, T., Gugger, S., Drame, M., Lhoest, Q., Rush, A.: Transformers: State-of-the-art natural language processing. In: Liu, Q., Schlangen, D. (eds.) Proceedings of the 2020 Conference on Empirical Methods in Natural Language Processing: System Demonstrations. pp. 38–45. Association for Computational Linguistics, Online (Oct 2020). <https://doi.org/10.18653/v1/2020.emnlp-demos.6>, <https://aclanthology.org/2020.emnlp-demos.6>
30. Xu, C., Sun, Q., Zheng, K., Geng, X., Zhao, P., Feng, J., Tao, C., Jiang, D.: Wizardlm: Empowering large language models to follow complex instructions (2023)

8 Appendix

8.1 Computing Grammar Mask

The DFA mask store \mathcal{M}_0 maps each DFA state to all tokens such that they *pmatch* without considering any following accept sequence (0-length sequence). In this case, the table maps each state with a single mask denoting the tokens that match the regular expression of the corresponding DFA. This approach is equivalent to the one used by [28] for regular expression guided generation. The current parsers can easily compute acceptable sequences of terminals with a length of 2 from partial code. We note that *pmatch* $r.t$ with a 2-length sequence is equivalent to *dmatch*

with a 1-length sequence, as stated in Lemma 2. Consequently, in our work, we opt for \mathcal{M}_0 and \mathcal{M}_1 since we have observed empirically that this combination is sufficient for producing syntactically valid outputs. The table is constructed offline by enumerating all DFA states Q_Ω , considering all possible terminals in Γ , and all tokens in V . The DFA mask store depends on the set of terminals Γ and the model’s vocabulary V . As a result, a unique mask store is created for each grammar and tokenizer combination, and to enhance efficiency, we cache and reuse this table for future inferences.

Algorithm 3 presents our approach for computing the grammar mask during LLM generation. It computes a grammar mask based on the sets of current accept sequences \mathcal{A} , and the remainder string (r). It iterates over \mathcal{A} , considering each sequence Λ . The algorithm initializes an empty mask m . It iterates over each acceptable sequence, considering the first terminal τ_1 in each. It computes the resulting state q_r by processing τ_1 from an initial state $q_0^{\tau_1}$ and the remainder string r . If q_r is in a live state, the algorithm updates the grammar mask by unifying the mask cached in \mathcal{M}_α .

Algorithm 3 Computing Grammar Mask

Inputs: \mathcal{A} : set of accept sequences, r : remainder string

```

1: function GRAMMARMASK( $\mathcal{A}, r$ )
2:    $m \leftarrow \{\}$ 
3:   for  $\Lambda \in \mathcal{A}$  do
4:      $\tau_1 \leftarrow \Lambda[0]$ 
5:      $q_r \leftarrow \delta^*(q_0^{\tau_1}, r)$ 
6:     if  $q_r \in \text{live}(Q_{\tau_1})$  then
7:        $\Pi \leftarrow \text{len}(\Lambda) - 1$ 
8:        $m \leftarrow m \cup$ 
9:          $(\mathcal{M}_\Pi(q_r, \Lambda[1 :]))$ 
10:  return  $m$ 

```

8.2 Proofs for Theorems

Lemma 2. Given $\Lambda = \{\tau_{f+1}, \tau_{f+2} \dots \tau_{f+d}\}$, $\Lambda^p = \{\tau_{f+2} \dots \tau_{f+d}\}$ and $\rho_\Lambda = (\rho_{f+1}, \rho_{f+2}, \dots, \rho_{f+d})$, $dmatch(w, q_0^{\tau_1}, \Lambda^p) \iff pmatch(w, \rho_\Lambda)$.

Proof. (a) First we prove $dmatch(w, q_0^{\tau_{f+1}}, \Lambda^p) \implies pmatch(w, \rho_\Lambda)$ We prove this using induction on the length i of w .

For $i = 0$, $pmatch(w, \rho_\Lambda)$ is trivially true.

Now, we assume that for w of length $i < k$, $dmatch(w, q_0^{\tau_{f+1}}, A^p) \implies pmatch(w, \rho_A)$.

We consider w of length k and $dmatch(w, q_0^{\tau_{f+1}}, A^p)$.

We consider 3 conditions from Definition 10.

If condition 1 is true, $\delta_{\tau_{f+1}}^*(w, q_0^{\tau_{f+1}}) \in live(Q_{\tau_{f+1}})$. Let $q_1 = \delta^*(w, q_0^{\tau_{f+1}})$. By Definition 9, $\exists w_1$ s.t. $\delta_{\tau_{f+1}}^*(w_1, q_1) \in F_{\tau_{f+1}}$. Hence,

$$\delta^*(w.w_1, q_0^{\tau_{f+1}}) \in F_{\tau_{f+1}} \implies w.w_1 \in L(\rho_{\tau_{f+1}})$$

We assume that each terminal $L(\tau_i)$ is non-empty. Hence,

$$\exists w_2 \in L(\rho_{A^p}) \implies w.w_1.w_2 \in L(\rho_A)$$

Hence, by condition 2 from Definition 8, $pmatch(w, \rho_A)$.

If condition 2 is true, $\exists w_1, w_2$ such that $w_1.w_2 = w$, $\delta_{\tau_{f+1}}^*(w_1, q_0^{\tau_{f+1}}) \in F$ and $A^p = \{\}$. Here, $w_1 \in L(\rho_{\tau_{f+1}})$. Since $A^p = \{\}$, $\rho_A = \rho_1$, and hence, $w_1 \in L(\rho_A)$. Hence by condition 1 from Definition 8, $pmatch(w, \rho_A)$.

If condition 3 is true, $\exists w_1, w_2$ such that $w_1.w_2 = w$, $\delta_{\tau_{f+1}}^*(w_1, q_0^{\tau_{f+1}}) \in F_{\tau_{f+1}}$, and $dmatch(w_2, q_0^{\tau_{f+2}}, \{terminal_{f+3} \dots terminal_{f+d}\}) = true$.

$$\delta_{\tau_{f+1}}^*(w_1, q_0^{\tau_{f+1}}) \in F_{\tau_{f+1}} \implies w_1 \in L(\rho_{\tau_{f+1}})$$

Since length of $w_2 < k$, by our induction hypothesis, $pmatch(w_2, \rho_{A^p}) = true$. By Definition 8, there are two possibilities. Suppose $\exists w_2 = w_3.w_4$ such that $w_3 \in L(\rho_{A^p})$.

$$w_1.w_3 \in L(\rho_A) \implies pmatch(w, \rho_A) = true$$

Alternatively, if $\exists w_3$ such that $w_2.w_3 \in L(\rho_{A^p})$

$$w_1.w_2.w_3 \in L(\rho_A) \implies pmatch(w, \rho_A) = true$$

Hence, our induction proof is complete and $pmatch(w, \rho_A) = true$

- (b) Next we prove $pmatch(w, \rho_A) \implies dmatch(w, q_0^{\tau_{f+1}}, A^p)$ We prove this using induction on the length i of w .

For $i = 0$, $dmatch(w, q_0^{\tau_{f+1}}, A^p)$ is trivially true.

Now, we assume that for w of length $i < k$, $pmatch(w, \rho_A) \implies dmatch(w, q_0^{\tau_{f+1}}, A^p)$

Now we consider w of length k and $pmatch(w, \rho_A)$.

By Definition 8, there are two possible conditions

Case 1: $\exists w_1 \in \Sigma^*, w_2 \in \Sigma^+$ such that $w = w_1.w_2$ and $w_1 \in L(\rho_A)$

Hence, $\exists w_3, w_4$ such that $w_1 = w_3.w_4$ and $w_3 \in L(\rho_{\tau_{f+1}})$ and $w_4 \in L(\rho_{A^p})$.

By induction hypothesis,

$$pmatch(w_4.w_2, \rho_{A^p}) \implies dmatch(w_4.w_2, \{\tau_{f+2}, terminal_{f+3} \dots terminal_{f+d}\})$$

Since $w = w_3.w_4.w_2$ and

$$w_3 \in L(\rho_{\tau_{f+1}}) \implies \delta_{\tau_{f+1}}^*(w_3, q_0^{\tau_{f+1}}) \in F_{\tau_{f+1}}$$

Hence, by condition 3 in Definition 10, $dmatch(w, q_0^{\tau_{f+1}}, \Lambda^p)$

Case 2: $\exists w_1$ such that $w.w_1 \in L(\rho_\Lambda)$

Hence, $\exists w_2, w_3$ s.t $w.w_1 = w_2.w_3$ and $w_2 \in L(\rho_{\tau_{f+1}})$ and $w_3 \in L(\rho_\Lambda)$

Now there are two possibilities, either w is prefix of w_2 or w_2 is prefix of w_2

Supoose w is prefix of w_2 , then $\delta_{\tau_{f+1}}^*(w, q_0^{\tau_{f+1}}) \in live(Q_{\tau_{f+1}})$ and hence by Definition 10, $dmatch(w, q_0^{\tau_{f+1}}, \Lambda^p)$ Alternatively, if w_2 is prefix of w then

$\exists w_4$ s.t. $w = w_2w_4$

Hence, $w_4.w_1 = w_3 \in L(\rho_{\tau_{f+1}})$ and thus $pmatch(w_4, \rho_{\Lambda^p})$

By induction hypothesis $dmatch(w_4, q_0^{\tau_{f+2}}, \{terminal_{f+3}, \tau_4 \dots terminal_{f+d}\})$

and since $w = w_2.w_4$ and $\delta_{\tau_{f+1}}^*(w_2, q_0^{\tau_{f+1}}) \in F_{\tau_{f+1}}$. We get $dmatch(w, q_0^{\tau_{f+1}}, \Lambda^p)$

Lemma 3. *If $q = \delta_\tau^*(r, q_0^\tau)$ and no prefix of r is in $L(\tau)$ i.e. $\nexists w_1 \in \Sigma^*, w_2 \in \Sigma^*$ such that $w_1.w_2 = r$ and $\delta_\tau^*(w_1, q_0^\tau) \in F_\tau$ then $dmatch(t, q, \Lambda) \iff dmatch(r.t, q_0^\tau, \Lambda)$.*

Proof. (a) First, we prove $dmatch(t, q, \Lambda) \implies dmatch(r.t, q_0^\tau, \Lambda)$.

From Definition 10, either of the 3 conditions hold true for $dmatch(t, q, \Lambda)$.

If condition 1 is true then

$$\delta_{\tau_1}^*(t, q) \in live(Q_\tau) \implies \delta_\tau^*(r.t, q_0^\tau) \in live(Q_\tau) \implies dmatch(r.t, q_0^\tau, \Lambda)$$

If condition 2 is true, $\exists w_1, w_2$ such that $w_1.w_2 = t$, $\delta_\tau^*(w_1, q) \in F$ and $\Lambda = \{\}$. Therefore,

$$\delta_\tau^*(r.w_1, q) \in F \implies dmatch(r.t, q_0^\tau, \Lambda)$$

If condition 3 is true, $\exists w_1, w_2$ such that $w_1.w_2 = t$, $\delta_\tau^*(w_1, q) \in F$ and $dmatch(w_2, q_0^{\tau_1}, \{\tau_2 \dots \tau_d\}) = true$. Therefore,

$$\delta_\tau^*(r.w_1, q) \in F \implies dmatch(r.t, q_0^\tau, \Lambda)$$

Therefore, in all cases, $dmatch(rt, q_0^\tau, \Lambda)$ must hold.

(b) Now, we prove $dmatch(rt, q_0^\tau, \Lambda) \implies dmatch(t, q, \Lambda)$.

From Definition 10, either of the 3 conditions hold true for $dmatch(r.t, q_0^\tau, \Lambda)$.

If condition 1 is true then

$$\delta_{\tau_1}^*(r.t, q_0^\tau) \in live(Q_\tau) \implies \delta_\tau^*(t, q) \in live(Q_\tau) \implies dmatch(t, q, \Lambda)$$

If condition 2 is true, $\exists w_1, w_2$ such that $w_1.w_2 = r.t$, $\delta_\tau^*(w_1, q_0^\tau) \in F$ and $\Lambda = \{\}$. Since no prefix of r is accepted by $L(\tau)$, $\exists w_3$ s.t. $w_3w_4 = t$ and

$$\delta_\tau^*(w_3, q) \in F \implies dmatch(t, q, \Lambda)$$

If condition 3 is true, $\exists w_1, w_2$ such that $w_1.w_2 = r.t$, $\delta_\tau^*(w_1, q_0^\tau) \in F$ and $dmatch(w_2, q_0^{\tau_1}, \{\tau_2 \dots \tau_d\}) = true$. Since no prefix of r is accepted by $L(\tau)$, $\exists w_3$ s.t. $w_3w_4 = t$ and

$$\delta_\tau^*(w_3, q) \in F \implies dmatch(t, q, \Lambda)$$

Therefore, in all cases, $dmatch(t, q, \Lambda)$ must hold.

Theorem 1. Let $C_k \in L_p(G)$ be the partial code and any integer $d \geq 1$, let $\mathcal{A}_d \subseteq \Gamma^d$ contain all possible accept terminal sequences of length d and $r \in \Sigma^*$ denote the remainder. If $m = \text{GrammarMask}(\mathcal{A}, r)$ then for any $t \in V$, if $C_k.t \in L_p(G)$ then $t \in \text{set}(m)$

Proof. Let $r, \Lambda_0 = \text{pparse}(C_k)$ where $\Lambda_0 = \tau_1, \tau_2 \dots \tau_f$ and let $r_1, \Lambda_1 = \text{pparse}(C_k.t)$ where $\Lambda_1 = \tau_1, \tau_2 \dots \tau_f \dots \tau_{f+g}$. Hence, we can split $r.t$ such that for $w \in \Sigma^*$, $r.t = w.r_1$ and $w \in L(\tau_{f+1} \dots \tau_{f+g})$. There are two possible cases:

Case 1: $g < d$

$$\begin{aligned} w &\in L(\tau_{f+1} \dots \tau_{f+g}) \\ \implies w &\in L_p(\tau_{f+1} \dots \tau_{f+g}) \end{aligned}$$

By our assumption on \mathcal{A}_d there must exist $\Lambda_2 = \tau_{f+1} \dots \tau_{f+d}$ s.t. $\tau_{f+1} \dots \tau_{f+g}$ is prefix of Λ_2 . Hence,

$$\begin{aligned} \implies w &\in L_p(\Lambda_2) \\ \implies \text{pmatch}(r.t, \Lambda_2) \end{aligned}$$

Case 2: $g \geq d$

Since we assume that \mathcal{A}_d contains all possible accept sequence of length d , $\Lambda_2 = \tau_{f+1} \dots \tau_{f+d}$ must be contained in \mathcal{A}_d . Hence, $\exists w_1, w_2 \in \Sigma^*$ such that $w = w_1.w_2$ and

$$\begin{aligned} w_1 &\in L(\Lambda_2) \\ \implies w &\in L_p(\Lambda_2) \\ \implies \text{pmatch}(r.t, \Lambda_2) \end{aligned}$$

In both cases, $\text{pmatch}(r.t, \Lambda_2)$. Using Lemma 2,

$$\implies \text{dmatch}(r.t, q_0^{\tau_{f+1}}, \{\tau_{f+2} \dots \tau_{f+d}\})$$

Using Lemma 3 if $q = \delta_{\tau_{f+1}}^*(r, q_0^{\tau_{f+1}})$

$$\text{dmatch}(r.t, q_0^{\tau_{f+1}}, \{\tau_{f+2} \dots \tau_{f+d}\}) \implies \text{dmatch}(t, q, \{\tau_{f+2} \dots \tau_{f+d}\})$$

Here from Definition 12, if $\mathcal{M}_{d-1}(q, \{\tau_{f+2} \dots \tau_{f+d}\}) = m_2$ then $t \in \text{set}(m_2)$. Since $m_2 \subseteq m$, we have our result $t \in \text{set}(m)$.

Lemma 4. Given \mathcal{A}_1 and \mathcal{A}_2 are set of accept sequences such that $\mathcal{A}_1 \preceq \mathcal{A}_2$ and $m_1 = \text{GrammarMask}(\mathcal{A}_1, r)$ and $m_2 = \text{GrammarMask}(\mathcal{A}_2, r)$ then $\text{set}(m_2) \subseteq \text{set}(m_1)$

Proof. Since $\forall \Lambda_2 \in \mathcal{A}_2 \exists \Lambda_1 \in \mathcal{A}_1 \exists \Lambda_3 \in \Gamma^*$ s.t. $\Lambda_2 = \Lambda_1.\Lambda_3$, Hence

$$\text{pmatch}(w, \rho_{\Lambda_2}) \implies \text{pmatch}(w, \rho_{\Lambda_1})$$

Hence, for the mask $\text{set}(m_2) \subseteq \text{set}(m_1)$

Theorem 2. Let $C_k \in L_p(G)$ be the partial code, let $\mathcal{A}_d \subseteq \Gamma^d$ contain all possible accept terminal sequences of length d and $r \in \Sigma^*$ denote the remainder. Suppose for any $t \in V, d > \text{len}(t)$ and $m = \text{GrammarMask}(\mathcal{A}_d, r)$ such that $t \in \text{set}(m)$ then $C_k.t \in L_p(G)$

For the simplicity of presenting the proof, we assume that $d > 2$.
Since $t \in \text{set}(m)$ for some $\Lambda_1 = \{\tau_{f+1}, \tau_{f+2} \dots \tau_{f+d}\} \in \mathcal{A}$

$$\begin{aligned} \implies \text{dmatch}(t, q, \{\tau_{f+2} \dots \tau_{f+d}\}) &\implies \text{dmatch}(r.t, q_0^{\tau_{f+1}}, \{\tau_{f+2} \dots \tau_{f+d}\}) \\ &\implies \text{pmatch}(r.t, \{\rho_{\tau_{f+1}} \cdot \rho_{\tau_{f+2}} \dots \rho_{\tau_{f+d}}\}) \end{aligned}$$

By Definition 8, there are two possible cases:

1. $\exists w_1 \in \Sigma^*, w_2 \in \Sigma^+$ such that $r.t = w_1.w_2$ and $w_1 \in L(\rho_{\tau_{f+1}} \cdot \rho_{\tau_{f+2}} \dots \rho_{\tau_{f+d}})$
We show that this case is not possible since our terminal sequence Λ_1 is long enough that no prefix of $r.t$ cannot be in $L(\rho_{\tau_{f+1}} \cdot \rho_{\tau_{f+2}} \dots \rho_{\tau_{f+d}})$
We can infer that $\text{len}(w_1) < \text{len}(r.t) \implies \text{len}(w_1) < \text{len}(r) + \text{len}(t)$
Further, from the assumption $d > \text{len}(t)$, we have

$$\text{len}(w_1) < d + \text{len}(r)$$

Firstly, note that $r \notin L(\rho_{\tau_{f+1}} \cdot \rho_{\tau_{f+2}})$ by the definition of remainder r
Note that we assume no terminal contains empty string i.e. $\epsilon \notin L(\rho_{\tau_i})$
Hence, every string in $L(\rho_{\tau_{f+2}} \dots \rho_{\tau_{f+d}})$ should have length at least $d - 1$

Clearly, r is prefix of w_1 . Let $w_3 \in \Sigma^*, r.w_3 = w_1$ and hence $\text{len}(w_3) > d - 1$
Hence,

$$\begin{aligned} \text{len}(r) + d - 1 &< \text{len}(w_1) \\ \text{len}(r) + d - 1 &< \text{len}(w_1) < d + \text{len}(r) \end{aligned}$$

This is not possible and hence such w_1 cannot exist.

2. $\exists w_1 \in \Sigma^*$ such that $r.t.w_1 \in L(\rho_{\tau_{f+1}} \cdot \rho_{\tau_{f+2}} \dots \rho_{\tau_{f+d}})$
By Definition 5, we have $\Lambda_0, r = \text{pparse}(C_k)$ s.t $C_k = C^0.r, \Lambda_0 = \tau_1, \tau_2 \dots \tau_f$
 $C^0 \in L(\rho_{\tau_1} \cdot \rho_{\tau_2} \dots \rho_{\tau_f})$.
Let $\Lambda_1 = \tau_{f+1}, \tau_{f+2} \dots \tau_{f+d}$
Since, $C_k.t = C^0.r.t, C^0 \in L(\Lambda_0)$ and $r.t.w_1 \in L(\Lambda_1)$, we have

$$C^0.r.t.w_1 \in L(\Lambda_0.\Lambda_1)$$

$$C_k.t.w_1 \in L(\Lambda_0.\Lambda_1)$$

By Definition 7 of accept sequence, $\Lambda_0.\Lambda_1 \in L_p^r(G)$, Hence

$$C_k.t.w_1 \in L_p(G) \implies C_k.t \in L_p(G)$$

Thus, our proof is complete and $C_k.t \in L_p(G)$

8.3 Incremental Parsing Algorithm

Our parsing algorithm achieves incrementality in LLM generation by utilizing a map \mathcal{S} to store the parser state. This map associates a list of lexical tokens with the corresponding parser state after parsing those tokens. Frequently, in subsequent LLM generation iterations, the count of lexical tokens remains the same—either the next vocabulary token is appended to the final lexical token, or it increases. Although uncommon, there are cases where the number of parsed lexical tokens may decrease during iterations. For example, in Python, an empty pair of double quotes, "", is recognized as a complete lexical token representing an empty string. On the other hand, "" serves as a prefix to a docstring, constituting an incomplete parser token. Consequently, the addition of a single double quote " reduces the overall count of lexical tokens in these iterations. We observe that while the total count of lexer tokens at the end may undergo slight changes during these iterations, the majority of prefixes of the parsed lexical tokens remain consistent. Hence, we establish a mapping between lists of prefixes of lexical tokens and the corresponding parser state after parsing those tokens. Subsequently, when parsing a new list of lexer tokens, we efficiently determine the maximum length prefix of the lexer token list that is already present in \mathcal{S} . This incremental approach significantly reduces the complexity of our parsing algorithm.

While it could be feasible to introduce incrementality in the lexing operation, our experiments revealed that lexing consumes insignificant time in comparison to parsing. As a result, we opted to focus only on performing parsing incrementally.

Our incremental parsing algorithm uses a standard non-incremental base parser P that maintains a parser state and supports two functions *Next* and *Follow*. The *Next* function accepts the next lexer token and then updates the parser state. The *Follow* function returns a list of acceptable terminals at the

Algorithm 4 Incremental Parsing

Inputs: C_k : partial code, \mathcal{S} : state map

```

1: function PARSE( $C_k$ )
2:    $l_1, l_2 \dots l_f \leftarrow \text{Lex}(C_k)$ 
3:    $\gamma, S_\gamma \leftarrow \text{RestoreState}(\mathcal{S}, L)$ 
4:    $P \leftarrow \text{Initialize}(S_\gamma)$ 
5:    $\text{parsed} \leftarrow l_1.l_2 \dots l_{\gamma-1}$ 
6:   for  $l_i \in l_\gamma, l_{\gamma+1} \dots l_f$  do
7:      $\text{Next}(P, l_i)$ 
8:     if  $P.\text{state} = \text{Error}$  then
9:       break
10:     $\text{parsed} \leftarrow \text{parsed} + l_i$ 
11:     $A_0 \leftarrow A_1$ 
12:     $A_1 \leftarrow \text{Follow}(P)$ 
13:     $S_i \leftarrow P.\text{state}$ 
14:     $\text{Store}(\mathcal{S}, \text{parsed}, S_i)$ 
15:   if  $C_k = \text{parsed}$  then
16:      $r = l_f$ 
17:      $\mathcal{A} \leftarrow \{\tau_f, A_1[0]\}, \{\tau_f, A_1[1]\} \dots$ 
18:      $\cup \{A_0[0]\}, \{A_0[1]\} \dots$ 
19:   else
20:      $r = C_k - \text{parsed}$ 
21:      $\mathcal{A} \leftarrow \{A_1[0]\}, \{A_1[1]\} \dots$ 
22:   return  $\mathcal{A}, r$ 

```

current parser state. These functions are present in common parser generator tools [17,4].

The Algorithm 4 presents our incremental parsing algorithm. The algorithm utilizes a lexer to tokenize the partial code. The function `RestoreState` is used to restore the state of the parser to the maximal matching prefix of lexical tokens that exist in \mathcal{S} . The main loop iterates through the tokens and maintains a parser state map. For each token, it updates the parser state, stores the mapping in \mathcal{S} , and retrieves the next set of acceptable terminals. The process continues until the end of the partial code. The algorithm returns accept sequences \mathcal{A} and remainder r .

8.4 Handling Indentation in Python

While the `SynCode` framework effectively decodes most of Python’s syntax without additional handling, the language’s indentation poses a challenge, as it cannot be expressed by CFGs. In `SynCode`, we offer users a seamless interface to extend the existing framework with additional syntactic rules. For Python, we guarantee the syntactic validity of the LLM-generated code by calculating valid indentation levels for the next token and generating a token mask based on indentation constraints.

8.5 Evaluation Models

CodeGen-350M-multi `CodeGen-350M-Multi`[21] is a member of the `CodeGen` series. With its 28-layer architecture, it boasts 350M parameters, a hidden state size of 4096, 16 attention heads, and a diverse vocabulary of 50400 tokens. It is pre-trained on the `BigQuery` dataset[21], which encompasses open-source code from six programming languages, including C, C++, Java, JavaScript, Go, and Python.

WizardCoder-1B `WizardCoder-1B`[19] is fine-tuned from `StarCoder`[18]. It employs the `Evol-Instruct`[30] methodology for refining the training dataset, ensuring simpler and more consistent prompts. The model features 24 transformer layers, 2048-dimensional hidden states, 16 attention heads, over 1B parameters, and a vocabulary count of 49153.

Llama-7B `Llama-7B`[27], from the `Llama` model family, is engineered for advanced natural language processing tasks, including code synthesis. The model is structured with 32 transformer layers, 4096-dimensional hidden states, 32 attention heads, 7 billion parameters, and a diverse vocabulary of 32000 tokens. Its pre-training regime encompasses a diverse set of data sources such as `CommonCrawl`, `C4`, `Github`, `Wikipedia`, `Books`, `ArXiv`, and `StackExchange`.

8.6 Mask Store Overhead

We analyze the time and memory overhead involved in generating DFA mask store using `SynCode` and present our results in Table 5. Each row shows the

Table 5: DFA Mask store creation time and memory

Model	Python		Go	
	Time(s)	Memory	Time(s)	Memory
CodeGen-350M	602.26	1.87GB	603.03	1.58GB
WizardCoder-1B	588.28	1.83GB	588.84	1.54GB
Llama-7B	382.26	1.17GB	380.49	1.06GB

SynCode store generation time, in seconds, and memory, in GB, for a particular LLM and programming language. We see that generating the store requires less than 2GB of memory and several minutes across the evaluated models and programming languages. Importantly, this overhead is minimal for practical SynCode use cases, as the mask store is a one-time generation task. Thereafter, the mask store can be rapidly loaded into memory and used for repeated inference. Furthermore, we observe smaller generation time and memory with Llama-7B compared to the WizardCoder-1B and CodeGen-350M. We attribute these results to the fact that the size of the mask store is proportional to the product between the LLM’s vocabulary size and the number of terminals in the programming language, and Llama-7B has a smaller vocabulary size than the other two models.

8.7 Few-Shot Prompting

Table 6: SynCode on few-shot prompting

Architecture	Error Type	Standard	SynCode	↓
CodeGen-350M	Syntax	53	0	100%
	Indentation	15	3	80%
WizardCoder-1B	Syntax	40	2	95%
	Indentation	22	1	95%
Llama-7B	Syntax	110	0	100%
	Indentation	40	5	88%

Few-shot prompting [25] refers to the idea that language models do not need to be specifically trained for a downstream task such as classification or question answering. Rather, it is sufficient to train them on broad text-sequence prediction datasets and to provide context in the form of examples when invoking them. We study the performance of utilizing SynCode on few-shot prompting code generation tasks. We selected Python few-shot examples from the MBXP dataset and generated code completions with Codegen-350M, Llama-7B, and WizardCoder-1B with SynCode and the standard no-masking generation. We present our results in Table 6. The columns standard and SynCode represent the total number of errors of a particular Error Type of LLM-generated code

completions to problems in a particular dataset when utilizing that respective generation approach. The column \downarrow represents the percentage reduction from the standard column to the SynCode column. As shown in the table, SynCode exhibits effectiveness not only in zero-shot but also in the context of few-shot prompting tasks. This signifies the versatility of SynCode in enhancing code generation across different prompt engineering techniques.

8.8 SynCode Syntax Errors

```
def max_fill(grid, capacity):
    """You are given a rectangular grid of wells. Each row represents a single well,
    and each 1 in a row represents a single unit of water.
    Each well has a corresponding bucket that can be used to extract water from it,
    and all buckets have the same capacity. Your task is to use the buckets to empty the wells.
    Output the number of times you need to lower the buckets."""
    if len(grid) < 2:
        return 0
    if len(grid) == 1:
        return 1
    if len(grid) == 2:
        return grid[0][1] - grid[0][0]
    if len(grid) == 3:
        return grid[0][1] - grid[0][0] - grid[1][1]
    ... 11 more lines
    if len(grid) == 9:
        return grid[0][1] - grid[0][0] - grid[1][1] - grid[2][1] - grid[
```

Fig. 5: Syntactically Incorrect SynCode Program

Figure 5 presents an example of when the SynCode augmented LLM fails to generate a complete program within the maximum token limit for a problem from the HumanEval dataset. While the code is a syntactically correct partial program, it is not a syntactically correct complete program. Recall, that SynCode guarantees completeness for syntactically correct partial programs but does not guarantee termination with a syntactically correct complete program.