

SERVAL : Synergy Learning between Vertical Models and LLMs towards Oracle-Level Zero-shot Medical Prediction

Jiahuan Yan¹, Jintai Chen^{1,2*}, Chaowen Hu¹, Bo Zheng¹, Yaojun Hu¹
Jimeng Sun², Jian Wu¹

¹Zhejiang University

²University of Illinois Urbana-Champaign

{jyansir, chaowenhu, zjuzhengbo, yaojunhu, wujian2000}@zju.edu.cn
jtchen721@gmail.com, jimeng@illinois.edu

Abstract

Recent development of large language models (LLMs) has exhibited impressive zero-shot proficiency on generic and common sense questions. However, LLMs’ application on domain-specific vertical questions still lags behind, primarily due to the humiliation problems and deficiencies in vertical knowledge. Furthermore, the vertical data annotation process often requires labor-intensive expert involvement, thereby presenting an additional challenge in enhancing the model’s vertical capabilities. In this paper, we propose SERVAL, a synergy learning pipeline designed for **unsupervised development** of vertical capabilities in both LLMs and small models by mutual enhancement. Specifically, SERVAL utilizes the LLM’s zero-shot outcomes as annotations, leveraging its confidence to teach a robust vertical model from scratch. Reversely, the trained vertical model guides the LLM fine-tuning to enhance its zero-shot capability, progressively improving both models through an iterative process. In medical domain, known for complex vertical knowledge and costly annotations, comprehensive experiments show that, without access to any gold labels, SERVAL with the synergy learning of OpenAI GPT-3.5 and a simple model attains fully-supervised competitive performance across ten widely used medical datasets. These datasets represent vertically specialized medical diagnostic scenarios (e.g., diabetes, heart diseases, COVID-19), highlighting the potential of SERVAL in refining the vertical capabilities of LLMs and training vertical models from scratch, all achieved without the need for annotations.

1 Introduction

The complexity in tackling medical tasks arises from their requirement for vertical knowledge. Creating machine learning algorithms for medical applications, such as ICD-based embedding [Yuan *et al.*, 2022], automated diagnosis [Di Martino

et al., 2023], drug discovery [Reel *et al.*, 2021], and radiology understanding [Wu *et al.*, 2022; Glocker *et al.*, 2023], necessitates a significant amount of data and depends on precise expert annotations. However, this process often involves high costs, making it financially and laboriously challenging to develop vertical algorithms for highly specialized diseases.

The advancement of large language models (LLMs) [Zhao *et al.*, 2023] has made waves in both research and industry communities. Through friendly natural language interactions, LLMs have shown their potentials in solving varying composite tasks [Qin *et al.*, 2023; Zan *et al.*, 2023] impressively. Moreover, various studies have manifestly evaluated remarkable zero-shot generalization of LLMs on traditional language processing (NLP) tasks [Wei *et al.*, 2021; Wang *et al.*, 2022] and broad real-life utilization [Chang *et al.*, 2023] (e.g., applications in medicine [Cascella *et al.*, 2023], law [Deroy *et al.*, 2023] and natural science [Guo *et al.*, 2023]). Compared to previous counterparts, LLMs dominates generic NLP tasks and have improved results on domain tasks, yet they are still far from expert level and perform worse on vertically specialized tasks. For example, GPT-3.5 outperforms InstructGPT and GPT-3 on the United States Medical Licensing Examination but cannot match human experts [Gilson *et al.*, 2023]. Based on these observations, how to leverage and enhance LLMs’ zero-shot capability in vertical fields is emerging as a pivotal research trend, serving as a potential breakthrough for the medical annotation dilemma.

Current attempts in incorporating LLM zero-shot capability solely focus on meticulous prompt engineering for general NLP tasks [Sorensen *et al.*, 2022; Wei *et al.*, 2023; Jiao *et al.*, 2023; He *et al.*, 2023]. However, when introducing LLMs into vertical domains, e.g., medical tasks, it faces several challenges:

- (i) pre-trained on generic data, LLMs lack sufficient vertical knowledge to give expert-level zero-shot prediction;
- (ii) in clinical practice, such as heart disease diagnosis with various examination results, a profound level of professional expertise is essential for conducting case-by-case analyses;
- (iii) LLMs suffer from hallucination problems [Huang *et al.*, 2023], posing a risk of straying from factual reality or including fabricated answers [Rawte *et al.*, 2023], which makes direct utilization unsafe, especially in reliability-sensitive domains (e.g., medicine, law).

*Corresponding author.

Therefore, most domain-specific applications still adopt small vertical (dataset-specific) models that are trained in a full supervision manner using expert-annotated vertical data.

To address the aforementioned challenges and boost LLM’s vertical capability, we propose *SERVAL*, a **synergy learning pipeline for vertical models and LLMs**, with no manual supervision. Different from most existing LLM zero-shot or annotation works **designing specific prompts on generic NLP tasks**, our *SERVAL* is the first work that **leverages and boosts LLM’s zero-shot capability on vertical tasks**, paving the road to integrate LLMs into a wider range of future vertical tasks. *SERVAL* achieves *label-free* prediction through synergistic training involving an LLM and a vertical model in the following steps: (S1) gathering the LLM’s zero-shot predictions with confidence as initial annotations; (S2) training the vertical model based on the LLM’s annotations and confidence; (S3) fine-tuning LLMs using cleaned annotations supplied by the trained vertical model; and finally, (S4) repeating the loop, starting with (S1) once the LLM has improved through fine-tuning. For each iteration, test results of the LLM and *SERVAL* can be acquired at step (S1) and (S2) respectively. In this paper, we select publicly free ChatGPT (GPT-3.5 [OpenAI, 2022]) as the LLM for its friendly usage, and evaluate the superiority of our *SERVAL* on ten popular diagnosis datasets. It is witnessed that non-iteration *SERVAL* has achieved competitive AUC and accuracy recovery compared to the fully-supervised vertical models. On two difficult tasks, the zero-shot performances of both GPT-3.5 and *SERVAL* are progressively promoted with further bootstrapped iterations. Besides, high performance-recovery scores compared to fully-supervised counterparts are also observed on three authoritative electronic medical record analysis datasets. In summary, *SERVAL* consistently surpasses direct LLM predictions and demonstrates the ability to mutually enhance the zero-shot capabilities of both the LLM and a vertical model. This underscores the potential practicality of LLM in label-free vertical task applications.

Our main contributions are:

- For the first time, we address the challenges of the subpar zero-shot prediction performance of LLMs on vertical tasks. This represents a crucial step in extending the application of advanced LLMs to a broader range of vertical domains.
- We propose *SERVAL*, an LLM self-improvement framework for robust vertical task applications. This framework operates by facilitating mutual learning between LLMs and vertical models.
- Experiments on 10 diverse disease diagnosis tasks consistently reveal that *SERVAL* makes LLM provide reliable zero-shot vertical performances, significantly surpassing direct LLM predictions and demonstrating comparability to fully-supervised trained models.

2 Related Work

2.1 Evaluation of LLMs

Recent advent of RLHF-based LLMs (e.g., GPT-3.5 [OpenAI, 2022], GPT-4 [OpenAI, 2023]) has spurred increasing

evaluation studies on their effectiveness in common NLP tasks and real-world applications. It is witnessed that on most traditional natural language understanding and generation tasks [Liang *et al.*, 2022; Peña *et al.*, 2023; Bang *et al.*, 2023] LLMs can achieve strong zero-shot performance without special prompting techniques. On vertical domain tasks like medical examination [Gilson *et al.*, 2023], judgement summarization [Deroy *et al.*, 2023], answering mathematics or chemistry questions [Collins *et al.*, 2023; Guo *et al.*, 2023], these LLMs easily surpass previous language models or even non-professionals, but still far from expert level to perform precision vertical tasks.

2.2 Prompt Engineering for LLM Applications

Considerable efforts have been devoted to prompt engineering to promote zero-shot performance or annotation of LLMs on general NLP tasks. [Sorensen *et al.*, 2022] first systematically studied prompt selection methods to achieve the best zero-shot accuracy on seven common NLP tasks with pre-trained language models. Afterwards, endeavors in LLM-based annotation applications, such as information extraction [Wei *et al.*, 2023], machine translation [Jiao *et al.*, 2023], and text classification [Gilardi *et al.*, 2023], designed heuristic prompting strategies to approach human-level annotation. AnnoLLM [He *et al.*, 2023] proposed to reuse the LLM-generated few-shot chain-of-thought (CoT) prompt for general NLP tasks. [Wang *et al.*, 2023] further proposed PS zero-shot prompting for complex multi-step NLP tasks. Distinctly, we focus on designing unsupervised learning pipeline for LLM utilization in vertical (or even non-text) tasks with uniform simple template prompts, rather than particular prompting techniques on general NLP tasks.

2.3 Noisy Label Learning

Noisy label learning (NLL) is a mature research field that aims to train deep neural networks (DNNs) with noisy labels [Song *et al.*, 2022]. Classical methods in this field mainly falls into two categories: (i) loss correction based methods seek to correct loss functions during training stage through relabeling noisy samples [Hendrycks *et al.*, 2018; Yi and Wu, 2019] or separating clean and noisy ones [Han *et al.*, 2018; Arazo *et al.*, 2019], (ii) sample-selection based methods dynamically select noisy and clean labels to leverage advantages of existing theory, such as semi-supervised learning [Li *et al.*, 2019], ensemble learning [Nguyen *et al.*, 2019], curriculum learning [Zhou *et al.*, 2020]. In this paper, our primary concern is to organically incorporate NLL theory into the synergy process of small vertical models and LLMs. Besides, traditional NLL methods benchmarked on image datasets, which data scenario is distinct from ours.

3 Methods

We propose *SERVAL*, an unsupervised synergy learning pipeline for improving zero-shot prediction on vertical tasks using LLMs and vertical models, which consists of four steps to achieve a more reliable result compared to straightforward LLM prediction (see the right part of Fig. 1): (S1) **LLM annotation** gathering detailed LLM output information; (S2) **LLM-supervised learning** leveraging noisy LLM

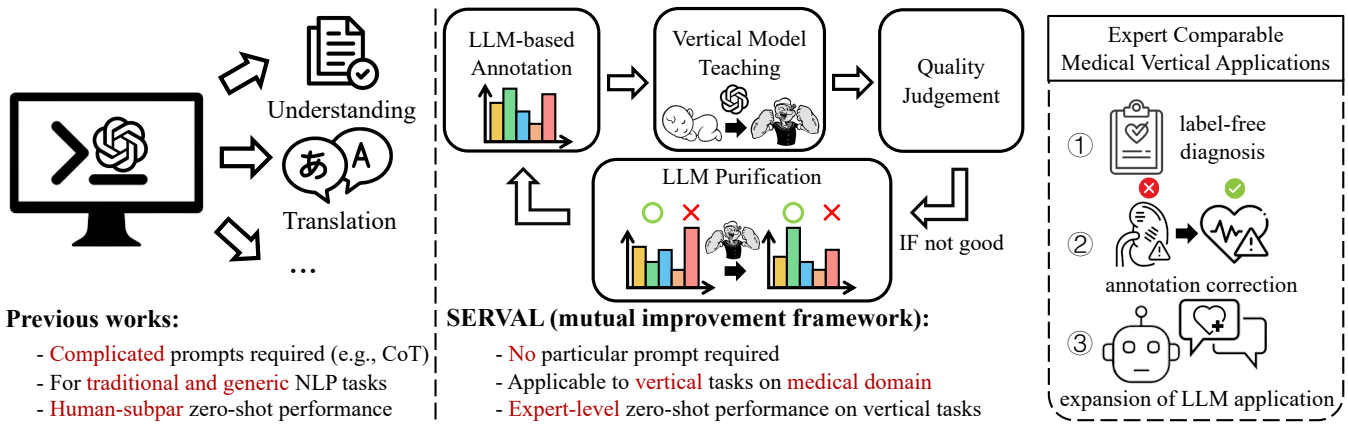


Figure 1: Framework comparison of existing LLM zero-shot works and SERVAL. Left: previous works focus on meticulously designed prompt engineering (e.g., chain of thought (CoT), maximum mutual information (MMI)) for better direct prediction performance general textual tasks. Right: our SERVAL is an iterative pipeline for mutual enhancement between LLMs and vertical models, tailored for vertically specialized tasks which are quite distinct from LLM pre-training tasks.

annotations to teach a vertical model from scratch; (S3) **quality judgement (optional)** step evaluates learning quality and (S4) **LLM back tuning** for reverse promotion on LLM zero-shot ability with the well-trained vertical model. Afterwards, the next iteration will begin from step (S1). The SERVAL iteration process stops when user-defined criteria are met in step (S3). We elaborate the SERVAL pipeline in Algorithm 2. As we use GPT-3.5 in this paper, in the following subsections, we do not distinguish “GPT-3.5” and “LLM”.

3.1 Fine-grained LLM Annotation

Different from existing LLM zero-shot prediction process [Sorensen *et al.*, 2022; Gilardi *et al.*, 2023; He *et al.*, 2023] that directly queries hard outputs for NLP classification tasks, SERVAL requires soft output distribution to preserve lossless LLM uncertainty (knowledge) information as much as possible. Specifically, when we construct prompts to query GPT-3.5, a fine-grained question template on per-label probability is used at the end of each prompt (e.g., “Please predict the probability between 0.0 to 1.0 that this patient suffers from the liver disease (0.0 means unlikely, 1.0 means likely)”, or “Predict the probabilities that this patient suffers from: [list of diseases] respectively”). The whole prompt consists of a starting prompt for GPT-3.5, a templated feature statement and the ending fine-grained question. We query the GPT-3.5 with such uniform zero-shot prompts to collect soft probabilities of each label for each sample in classification tasks. Detailed prompt templates for experiment medical datasets are given in the supplementary materials. Notably, the question design philosophy is also applicable to other vertical datasets or LLMs. In the experiment, we do not use GPT-4 since its constrained access frequency and costly APIs (around 10 times the GPT-3.5 API price), which go against the principle of low-budget medical prediction and restrict experiments on large-scale datasets.

3.2 LLM-supervised Learning

After acquiring LLM soft annotations, the next step is to utilize them to teach a vertical model (e.g., tabular models like

FT-Transformer [Gorishniy *et al.*, 2021] for medical tables, language models like BERT [Kenton and Toutanova, 2019] for medical texts). Intuitively, the process of learning from LLM annotations can be regarded as learning from noisy labels which noise rate is unknown. Therefore, an implicit assumption is that LLMs with massive real-world knowledge will not produce totally wrong annotations (i.e., absolutely random annotations, we discuss such data setting in the main experiment). There has been mature studies in noisy label learning (NLL) of neural networks on computer vision benchmarks [Song *et al.*, 2022], serving as potential solution candidates for learning LLM annotations. However, several data gaps exist between traditional NLL and our settings: traditional NLL methods were originally designed on image datasets, which are featured by sufficient data and clear pattern, learning without validation sets is unlikely to cause serious overfitting, while for vertically specialized tasks, e.g., medical diagnosis, challenges like data inadequacy and distorted pattern require clean labeled validation sets.

Based on these insights, we introduce *LLM-supervised Learning* for robust employment of LLM noisy soft annotations, which sufficiently leverages LLM knowledge to teach the vertical model. Concretely, LLM-supervised Learning is inspired by sample-selection based NLL methods [Li *et al.*, 2019; Zhou *et al.*, 2020] that involve dividing labeled and unlabeled samples from a noisy training set before the semi-supervised learning process. Distinct from the original settings that use hard annotations on noisy image data, in LLM-supervised Learning we use collected soft LLM annotations to naturally employ the LLM-guided label smoothing to resist overfitting. Additionally, we leverage the samples with high LLM-confidence for early stopping (an empirical assumption is that samples with higher LLM confidence are found to be more reliable, see Fig. 3 and discussion in Sec. 4.2). In the experiment, we choose the classical sample-selection NLL method DivideMix [Li *et al.*, 2019] with a training subset (called early stopping subset) $D_{es} = \{(X_i, \bar{y}_i) | c_i \geq \tau\}$ for early stopping and hyper-parameter selection, where for the i -th sample, \bar{y}_i is the hard annotation of the LLM soft anno-

Algorithm 1 LLM-supervised Learning.

Input: LLM softly annotated training dataset $D_{tr} = (\mathbf{X}, \hat{\mathbf{Y}})$, randomly initialized vertical model θ

Parameter: Confidence threshold τ

Output: Well-trained model θ^*

- 1: Let $\mathbf{c} = \max(\hat{\mathbf{Y}}, \text{axis}=\text{"class"})$. // select the maximum class probability as LLM confidence
 - 2: Let $D_{es} = \{(\mathbf{X}_i, \bar{y}_i) | \mathbf{c}_i \geq \tau, \bar{y}_i = \text{argmax}(\hat{\mathbf{Y}}_i)\}$. // high-confidence subset with hard labels for early stopping and hyper-parameter selection of noisy label learning.
 - 3: $\theta^* = \text{DivideMix}(\theta, D_{tr}, D_{es})$. // sample-selection based noisy label learning (we use DivideMix [Li et al., 2019] in the experiment) with soft labels and early stopping
 - 4: **return** θ^*
-

tations, i.e., the class with the maximum probability c_i , and the probability c_i represents LLM confidence on prediction of the i -th sample, we set the confidence threshold τ to 0.9. We do not exclude the early stopping subset from training for the following reasons: (1) data inadequacy is common in vertical domain thus dropping a training subset might skew the data distribution, (2) this subset still contains corrupted labels (not definitely clean), which maintains a distance from the distribution of overfitting on the real training set. We elaborate LLM-supervised Learning in Algorithm 1.

3.3 Quality Judgement

Since SERVAL is an optionally iterative learning process, we need an exit mechanism to end the pipeline. Here we provide three categories of exit strategies, users can also define their own strategies in practice.

- **Unsupervised Judgement.** Users can divide a high-confidence data subset with LLM hard annotations to estimate current effectiveness (e.g., the metric of early stopping subset D_{es} in Sec. 3.2), which is relatively reliable. For structured data, such as medical tables in the main experiment, feature importance assessment like Shapley Values and Mutual Information Estimation¹ can be calculated with LLM annotations as targets. Based on the relative magnitudes of feature importance, professionals can control whether to end the iteration.
- **External Judgement.** Although there exists lots of unlabeled data in real-life medical scenarios, it is often affordable to obtain a small external validation set, e.g., in hospitals, regular medical data quality inspection needs to sample and annotate a small part of data, and learning quality can be assessed with such small external set.
- **Rule-based Judgement.** Users can define exit rules, such as fixed iteration times or stopping training loss.

In the experiment, we use the metric on early stopping subset to judge the difficult datasets that need further iterations. We also provide Shapley Value analysis in supplement

¹https://scikit-learn.org/stable/modules/generated/sklearn.feature_selection.mutual_info_classif.html

ary materials. Empirically, zero to two iterations are sufficient for most datasets.

3.4 LLM Back Tuning

We propose a reverse tuning step for further enhancing zero-shot vertical capability of the LLM (*LLM Back Tuning*), which is achieved by teaching the LLM with the well-trained vertical model without any particular prompting techniques. Similar to using LLM soft outputs to teach LLM-supervised models (Sec. 3.2), we reversely use soft outputs from the taught vertical model to fine-tune the GPT-3.5 through OpenAI’s API². Specifically, the vertical model is used to re-annotate training samples with its guessed probabilities of each class, the same prompt templates in asking GPT-3.5 in Sec. 3.1 are reused to construct the fine-tune data for GPT-3.5. Since the memorization effect of deep neural networks makes them prone to learn simple and generalized patterns at first before overfitting the noisy ones [Arpit et al., 2017; Song et al., 2019; Yao et al., 2020], we employ a conservative fine-tune strategy, limiting the maximum training epoch to 3 while keeping other tuning configurations default (automatically early stopping with GPT-3.5 default fine-tune configurations), which makes the LLM slightly learn appropriately labeled samples and ensures non-zero training loss to alleviate memorizing on noisy labels. The tuned GPT-3.5 is employed in the next SERVAL iteration. We illustrate the longitudinal interaction mode between the LLM and the vertical model in Fig. 2.

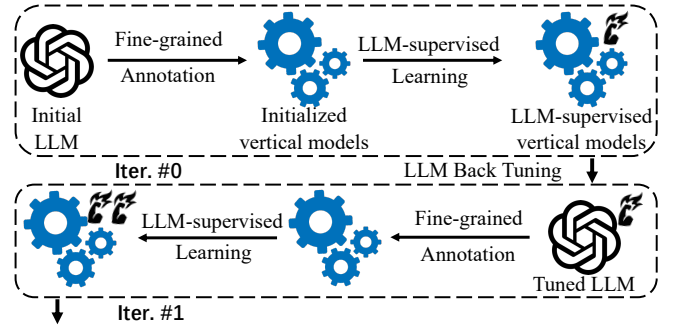


Figure 2: Iterative illustration of SERVAL. LLM Back Tuning step bridges two iterations by reversely updating the LLM with well-trained vertical models, forming a co-teaching manner.

Essentially, the principle of LLM Back Tuning is to form a high-level co-teaching workflow [Han et al., 2018] between the LLM and the vertical model fueled by noisy label learning. Both sides gradually learn from clean annotations provided by each other, sufficiently refining the untapped LLM vertical capability.

4 Experiments

In this section, we present extensive experimental results of using SERVAL on various specific medical diagnosis tasks to demonstrate its vertical practicability and compare with several common LLM zero-shot prediction strategies. Besides, we conduct empirical experiments and analysis to examine

²<https://platform.openai.com/docs/guides/fine-tuning>

Algorithm 2 SERVAL. Line 2: Fine-grained LLM Annotation; Line 3: LLM-supervised Learning; Line 4: Quality Judgement; Line 5-7: LLM Back Tuning.

Input: Unlabeled training dataset \mathbf{X} , large language model $f_{\text{LLM}}^{(0)}$, vertical model $\theta^{(0)}$

Parameter: Confidence threshold τ , judge function f_{judge}

Output: Final vertical model θ^*

```

1: Let  $t = 0$ . // iteration step number
2:  $D_{\text{tr}} = \text{Fine-grained\_annotate}(\mathbf{X}, f_{\text{LLM}}^{(t)})$ . // Sec. 3.1
3:  $\theta^{(t+1)} = \text{LLM-supervised\_Learning}(D_{\text{tr}}, \theta^{(t)}, \tau)$ .
4: while  $f_{\text{judge}}(\theta^{(t+1)}, \mathbf{X})$  not success do
5:    $\mathbf{Y}_{\text{model}}^{(t+1)} = \text{Predict}(\mathbf{X}; \theta^{(t+1)})$ .
     // soft label guessing by the vertical model
6:    $\hat{\mathbf{Y}}_{\text{model}}^{(t+1)} = \text{Sharpen}(\mathbf{Y}_{\text{model}}^{(t+1)}, \text{temperature}=0.1)$ .
     // simple temperature sharpening for guessed labels
7:    $f_{\text{LLM}}^{(t+1)} = \text{LLM\_Back\_Tuning}(f_{\text{LLM}}^{(t)}, \mathbf{X}, \hat{\mathbf{Y}}_{\text{model}}^{(t+1)})$ .
     // reversely tune the LLM with guessed labels
8:    $t = t + 1$ .
9:   Repeat Line 2-3. // bootstrapped iteration
10: end while
11: Let  $\theta^* = \theta^{(t+1)}$ .
12: return  $\theta^*$ 

```

the impact of some key designs, including comparison of annotation schemes, ablation studies of the high-confidence subset (i.e., early stopping subset). Additionally, we evaluate SERVAL for general diagnosis on large medical record collections which is a relatively horizontal task compared to specific disease diagnosis.

4.1 Experimental Setup

Datasets. We use ten extensively recognized medical tabular datasets for specific disease diagnosis. Indian Liver Patient Records (LI, [Ramana *et al.*, 2012]), Pima Indians Diabetes Database (PID, [Smith *et al.*, 1988]), Framingham Heart Study (FH, [O’Donnell and Elosua, 2008]), Stroke Prediction (ST, [Fedesoriano, 2020]), Hepatitis C Prediction (HE, [Hoffmann *et al.*, 2018]), COVID-19 (CO, [Hemanthari, 2020]), Lung Cancer Prediction (LC, [Ahmad and Mayya, 2020]), Heart Failure Prediction (HF, [Detrano *et al.*, 1989]), Early Classification of Diabetes (ECD, [Islam *et al.*, 2020]), Anemia Disease (AN, [Kilicarslan *et al.*, 2021]). We split each tabular dataset (80 % for training and 20 % for testing), and keep the same label distribution in each split. For general diagnosis tasks, we adopt authoritative inpatient record collection MIMIC-III [Johnson *et al.*, 2016] to conduct multi-label ICD coding task and real-world outpatient record datasets (Dermatology and Gastroenterology) provided in [Yan *et al.*, 2023] to conduct multi-class disease prediction task, reusing their original splits. For the MIMIC-III dataset, we follow the PhysioNet Credentialed Data Use Agreement to use GPT models through the Azure OpenAI service³. Detailed data information and settings are given in the supplementary materials. In this paper, our primary

³<https://physionet.org/news/post/415>

experiments focus on vertically specialized tasks considering: (1) in real-life medical scenarios, precision services are more emphasized and practical compared to coarse-grained diagnosis; (2) precision diagnosis of a specific disease relies on structured data from clinical examinations and testings, which is more challenging for LLMs in disease-specific understanding; (3) datasets for specific diseases have extensive open-source research.

Baselines. Since SERVAL contributes on LLM zero-shot prediction, we compare with several straightforward prediction methods using LLMs: (1) **LLM Prediction (GPT-3.5)** is direct prediction on test set with GPT-3.5 (same prompt templates as Sec. 3.1); (2) **Direct fine-tune on LLM outputs (LLM-DFT)** is directly fine-tuning vertical models with LLM annotations and predicting with the tuned models; (3) **SERVAL with Random Labels (Rand-SERVAL)** is replacing LLM annotations with absolutely random ones in SERVAL, which simulates the case without LLM knowledge. Besides, we add **direct fine-tune on gold labels** (i.e., fully supervised fine-tuning with gold labels) as an oracle group. Notably, the SERVAL used in the main results (Table 1 and Table 2) are acquired with zero iterations, exhibiting its strong non-iteration basic performances. In Sec. 4.3 we further analyze the iterative mode of SERVAL.

Implementation Details. We employ commonly used FT-Transformer [Gorishniy *et al.*, 2021] and BERT [Kenton and Toutanova, 2019] as the vertical models for structured medical tables and unstructured medical records respectively with their original default model hyper-parameters. All experiments are conducted with PyTorch on Python 3.8 and run on NVIDIA RTX 3090. We uniformly use AdamW [Loshchilov *et al.*, 2018] optimizer with a fixed learning rate. For medical tables, the only adjustable SERVAL hyper-parameter is the temperature of DivideMix [Li *et al.*, 2019] (3 fixed choices, i.e., 0.5, 5.0, 10.0) in LLM-supervised Learning which is selected by the metric of early stopping subset (see Algorithm 1, line 2), for medical records we fix all hyper-parameters. More detailed information is given in supplementary materials.

4.2 Main Results and Analysis

We report both AUC and accuracy scores of different LLM zero-shot prediction methods on all specific disease diagnosis tasks in Table 1 and Table 2 for the following reasons: (1) either metric only reveals a one-sided facet of the real performance (e.g., SERVAL exhibits remarkable AUC but relatively usual accuracy on LI dataset); (2) class imbalance can skew the accuracy metric and produce misleading results (e.g., group Rand-SERVAL achieves high accuracy on extremely imbalanced datasets FH and ST even with random annotations, while the random-guess AUC scores reveal the inherent problem). Besides, we calculate performance recovery rates (the ratio values in parentheses) to present the relative gap between zero-shot methods and the fully supervised group (the oracle data condition that can access gold labels).

Performance Comparison. It can be generally observed that when comparing with vanilla GPT-3.5 and LLM-DFT (directly fine-tuning vertical models with LLM annotations), SERVAL pipeline can stably achieve the dominant zero-shot performances closest to the fully supervised ones on

Diagnosis Tasks:	LI	PID	FH	ST	HE	CO	LC	HF	ECD	AN
Oracle (supervised)	78.94	84.72	66.25	82.98	100.00	99.91	86.61	88.19	99.60	99.92
GPT-3.5	76.81 (97)	73.12 (86)	60.32 (91)	63.01 (76)	68.51 (69)	82.6(83)	78.87(91)	71.88(82)	85.71(86)	90.43(91)
LLM-DFT	80.45(102)	<u>73.04(86)</u>	62.59(94)	72.91(88)	<u>66.51(67)</u>	91.7(92)	<u>76.19(88)</u>	85.83(97)	80.74(81)	98.36(98)
Rand-SERVAL	50.28(64)	63.24(75)	<u>50.39(76)</u>	<u>41.76(50)</u>	79.01(79)	<u>71.55(72)</u>	40.18(46)	<u>37.22(42)</u>	46.25(46)	51.28(51)
SERVAL (ours)	<u>79.39(101)</u>	78.97(93)	63.97(97)	76.36(92)	85.14(85)	96.85(97)	85.42(99)	91.39(104)	86.40(87)	98.37(98)

Table 1: The AUC scores (%) and AUC recovery rates (%), presented in the brackets), i.e., the performance ratio between each method and the oracle performance, of different LLM zero-shot prediction methods on 10 different disease diagnosis tasks. The top performances are marked in **bold**, and the runner-up results are underlined. Notably, the performances of SERVAL here are non-iteration ones.

Diagnosis Tasks:	LI	PID	FH	ST	HE	CO	LC	HF	ECD	AN
Oracle (supervised)	76.72	74.68	84.7	94.81	99.15	98.71	90.32	85.19	98.08	94.38
GPT-3.5	64.66(84)	<u>66.88(90)</u>	72.27(85)	72.30(76)	<u>76.27(77)</u>	86.48(88)	<u>75.81(84)</u>	61.11(72)	75.00(76)	<u>92.48(98)</u>
LLM-DFT	69.83(91)	<u>64.94(87)</u>	75.68(89)	79.23(84)	<u>71.19(72)</u>	86.11(87)	<u>66.13(73)</u>	<u>62.96(74)</u>	<u>76.92(78)</u>	<u>92.22(98)</u>
Rand-SERVAL	47.41(62)	51.95(70)	83.74(99)	81.26(86)	42.37(43)	54.00(55)	33.87(38)	<u>55.55(65)</u>	47.12(48)	63.66(67)
SERVAL (ours)	<u>65.51(85)</u>	68.18(91)	<u>78.14(92)</u>	89.61(95)	90.68(91)	89.14(90)	90.32(100)	79.63(93)	77.88(79)	93.33(99)

Table 2: The accuracy (%) and accuracy recovery rates (%) of different LLM zero-shot prediction methods with similar denotations as Table 1.

most disease diagnosis tasks, indicating its strong practicality of sufficiently refining LLM vertical capability on domain-specialized tasks. Moreover, compared to the fully supervised vertical models, SERVAL helps the vertical models recover 95 % AUC and 92 % accuracy in average without access to any gold labels across 10 different diagnosis tasks. Notably, such results are obtained solely through the non-iteration SERVAL (zero iterations), the iterative version can achieve further improvement and we will discuss it in Sec. 4.3. The above observations imply a significant potential in label-free vertical model training for vertical data domains, and demonstrate a promising technique route to save manual annotation budget in industrial practice, especially for extremely vertical applications that demand prohibitively expensive annotations. Essentially, the success of SERVAL pipeline depends on the inherent massive knowledge of LLMs, if the initial annotations are absolutely random, the SERVAL pipeline is hard to produce satisfactory results (see Rand-LaLMDA group).

The Effect of Fine-grained Annotation. One of our key design is to query soft annotations from LLMs (see Sec. 3.1), which is different from directly querying hard ones in previous LLM zero-shot works. The fine-grained probabilities contain LLM uncertainty information and can be naturally utilized to guide label smoothing. Besides, they can serve as LLM confidence in LLM-supervised Learning to select relatively clean annotations as the early stopping subset. In Table 3 we report comparison results by replacing soft annotations with hard ones in SERVAL (group “hard ann.”) while the early stopping subset is retained. It can be clearly seen using hard LLM annotations is usually suboptimal since it loses both LLM uncertainty information and label smoothing, making it hard to leverage fine-grained LLM knowledge.

The Effect of Early Stopping Subset. Distinct from traditional noisy label learning (NLL) methods [Song *et al.*, 2022], our LLM-supervised Learning (see Sec. 3.2) is a method-agnostic pipeline and focuses on robustly utilizing LLM knowledge to teach vertical models. In addition to us-

ing LLM soft annotations, we propose to filter a relatively clean sample subset for early stopping by threshold clipping on LLM confidence (line 2 in Algorithm 1). Table 3 includes the ablation results by (1) directly training 100 epochs without early stopping (group “w/o ES”) or (2) early stopping with the whole training set (group “naive ES”). We empirically find two groups with early stopping (i.e., SERVAL and naive ES) are apparently better since no early stopping is prone to overfit under complex vertical patterns and potential data inadequacy, which cause the performance decline on “no ES” group, while the traditional NLL is benchmarked on well-patterned large vision datasets, thus making it insensitive to early stopping. Compared to “no ES” group, “naive ES” group performs relatively better, but there is still an evident decline in performance, this may be caused by the excessive wrong annotations that misguide the early stopping in the training process. Although we regard learning from LLM annotations as an NLL process, there is a significant difference between the two scenarios, i.e., in traditional NLL settings, all hard labels are treated as equally noisy, while in this paper we query informative soft annotations and can intuitively filter a relatively clean subset with high LLM confidence (line 1-2 of Algorithm 1). Based on the early stopping subset, we provide a more precise training stop point, which relies on the potential assumption that the high-confidence predictions from LLM are more likely to be accurate compared to low-confidence ones. We visualize the annotation AUC and accuracy scores on different confidence groups in Fig 3, the performances in high-confidence group are generally better and support our assumption.

4.3 Further SERVAL Iteration

We further conduct SERVAL iterations on difficult LI and ECD datasets which performances on accuracy or AUC scores are not satisfactory under zero iterations. Table 4 reports performance variations of SERVAL and GPT-3.5 after further iterations, progressive zero-shot improvement on

	CO	HF	ECD	AN
SERVAL	96.85/89.14	91.39/79.63	86.40/77.88	98.37/93.33
hard ann.	93.97/86.57	84.58/74.07	87.24/74.04	97.53/89.87
w/o ES	90.57/88.41	84.03/72.22	75.92/44.23	97.57/63.82
naive ES	95.80/85.46	59.28/77.97	87.72/72.12	97.60/92.12

Table 3: Key design effect evaluation on AUC / accuracy. “hard ann.” denotes using hard LLM annotations, “w/o ES” represents SERVAL without early stopping, “naive ES” means using the whole training set for early stopping. Ablation results on other datasets are provided in supplements.

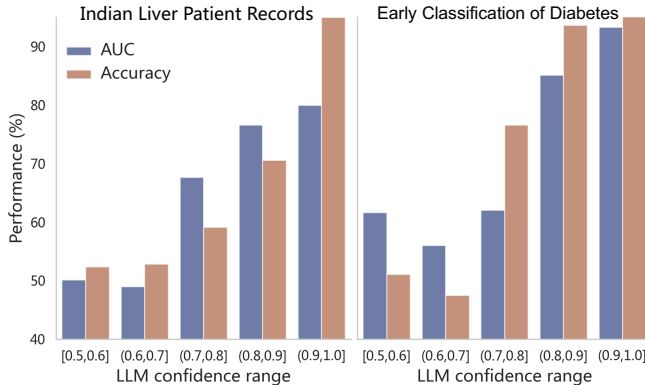


Figure 3: Annotation AUC / accuracy in different LLM confidence groups (calculated by line 1 of Algorithm 1) on LI and ECD datasets. Annotated labels with higher confidence are relatively cleaner.

both sides is observed. Such continuous optimization effect comes from the alleviation of confirmation bias [Tarvainen and Valpola, 2017] during the mutual supervision process, i.e., after learning from noisy annotations given by the initial GPT-3.5, the vertical model refines LLM vertical knowledge and provides a cleaner re-annotation to reversely teach the LLM to activate its untapped vertical capability, in the next iteration we use the better annotations of the tuned LLM to further enhance a new vertical model, forming a bootstrapped co-teaching manner. Ideally, such knowledge condensation process will gradually converge once both the vertical model and the LLM share the same incorrect annotations according to noisy label learning theory [Song *et al.*, 2022].

4.4 SERVAL on General Medical Diagnosis

We additionally evaluate SERVAL on general medical diagnosis with broad horizontal medical texts on patient basic in-

# Iteration	LI		ECD	
	SERVAL	GPT-3.5	SERVAL	GPT-3.5
0	65.51(85)	64.66(84)	77.88(79)	75.00(76)
1	70.69(92)	68.21(89)	81.73(83)	77.17(79)
2	N/A	N/A	85.58(87)	79.09(81)

Table 4: Variations of SERVAL and GPT-3.5 on accuracy and accuracy recovery after 1 iteration on LI and 2 iterations on ECD. Both zero-shot performances can be progressively enhanced with further SERVAL iterations. AUC variations are given in supplements.

Diagnosis Tasks:	MIMIC	Dermato.	Gastro.
Oracle (supervised)	60.45	77.89	69.75
GPT-3.5	62.08(103)	63.75(82)	46.65(67)
LLM-DFT	63.89(106)	67.64(87)	50.12(72)
SERVAL	65.33(108)	72.18(93)	61.89(89)

Table 5: Performances (Macro-F1 on multi-label MIMIC-III and accuracy on other two multi-class datasets) with their recovery of compared zero-shot prediction methods on real-world medical records.

formation. Specifically, we conduct ICD coding, a kind of classical multi-label or multi-class classification task on three authoritative medical record collections. For each dataset, we retain the most frequent five labels (top-5 version) considering the limited experimental cost and validation inconvenience of the full label version (e.g., thousands of labels in MIMIC-full), which is also a common data setting in ICD coding works [Vu *et al.*, 2021; Kim and Ganapathi, 2021]. For each medical record, we query the probabilities of each labels from GPT-3.5 as Sec. 3.1. We provide detailed prompt templates in supplementary materials.

Table 5 reports zero-shot performances of compared methods. Expectedly, we observe a similar trend that SERVAL also works on relatively horizontal medical data. Besides, we find a surprising result on MIMIC-III inpatient records that GPT-3.5 direct prediction slightly outperforms the fully-supervised BERT, and with SERVAL we can even obtain a better BERT model without manual annotation. A probable explanation is that GPT-3.5 inherently contains very broad medical knowledge to achieve reasonable inference on common ICD codes, and compared to the other two datasets in concise short outpatient records, MIMIC-III features very longer and informative inpatient descriptions, which is more likely to induce a better LLM zero-shot effect. Overall, SERVAL pipeline can also utilize LLM domain knowledge to produce satisfactory zero-shot results on a more general medical data, indicating strong practicality of SERVAL in both surface-level applications on basic medical data and in-depth applications on vertically specialized disease data.

5 Conclusion

This paper addressed challenges of LLM involvement in vertically specialized tasks and introduced SERVAL, an unsupervised learning pipeline aimed at consolidating the vertical capability of LLMs. This is achieved through mutual enhancement of zero-shot performances for both the LLM and a vertical model. The process begins with collecting LLM zero-shot outputs, and two customized steps (*i.e.*, LLM-supervised Learning and LLM Back Tuning) are conducted to boost the annotation capability of the LLM and the vertical model. Extensive experiments demonstrate that, even in the absence of gold labels, SERVAL attains fully-supervised competitive performance across various life-threatening disease diagnosis tasks and more comprehensive medical record understanding. SERVAL emerges as a promising approach for LLM zero-shot prediction and cost-free annotation in medical or other vertical domains, prompting further exploration of the rational application of LLMs in broader scenarios.

References

- [Ahmad and Mayya, 2020] Ahmad S Ahmad and Ali M Mayya. A new tool to predict lung cancer based on risk factors. *Heliyon*, 2020.
- [Arazo *et al.*, 2019] Eric Arazo, Diego Ortego, Paul Albert, Noel O’Connor, and Kevin McGuinness. Unsupervised label noise modeling and loss correction. In *ICML*, 2019.
- [Arpit *et al.*, 2017] Devansh Arpit, Stanislaw Jastrzebski, Nicolas Ballas, David Krueger, Emmanuel Bengio, Maxinder S Kanwal, Tegan Maharaj, Asja Fischer, Aaron Courville, Yoshua Bengio, et al. A closer look at memorization in deep networks. In *ICML*, 2017.
- [Bang *et al.*, 2023] Yejin Bang, Samuel Cahyawijaya, et al. A multitask, multilingual, multimodal evaluation of chatgpt on reasoning, hallucination, and interactivity. *arXiv preprint arXiv:2302.04023*, 2023.
- [Cascella *et al.*, 2023] Marco Cascella, Jonathan Montomoli, Valentina Bellini, and Elena Bignami. Evaluating the feasibility of chatgpt in healthcare: an analysis of multiple clinical and research scenarios. *Journal of Medical Systems*, 2023.
- [Chang *et al.*, 2023] Yupeng Chang, Xu Wang, et al. A survey on evaluation of large language models. *arXiv preprint arXiv:2307.03109*, 2023.
- [Collins *et al.*, 2023] Katherine M Collins, Albert Q Jiang, et al. Evaluating language models for mathematics through interactions. *arXiv preprint arXiv:2306.01694*, 2023.
- [Deroy *et al.*, 2023] Aniket Deroy, Kripabandhu Ghosh, and Saptarshi Ghosh. How ready are pre-trained abstractive models and llms for legal case judgement summarization? *arXiv preprint arXiv:2306.01248*, 2023.
- [Detrano *et al.*, 1989] Robert Detrano, Andras Janosi, et al. International application of a new probability algorithm for the diagnosis of coronary artery disease. *The American journal of cardiology*, 1989.
- [Di Martino *et al.*, 2023] Flavio Di Martino, Franca Delmas-tro, et al. Explainable ai for clinical and remote health applications: a survey on tabular and time series data. *Artificial Intelligence Review*, 2023.
- [Fedesoriano, 2020] Fedesoriano. Stroke prediction dataset. <https://www.kaggle.com/datasets/fedesoriano/stroke-prediction-dataset>, 2020.
- [Gilardi *et al.*, 2023] Fabrizio Gilardi, Meysam Alizadeh, et al. Chatgpt outperforms crowd-workers for text-annotation tasks. *arXiv preprint arXiv:2303.15056*, 2023.
- [Gilson *et al.*, 2023] Aidan Gilson, Conrad W Safraneck, et al. How does chatgpt perform on the united states medical licensing examination? the implications of large language models for medical education and knowledge assessment. *JMIR Medical Education*, 2023.
- [Glocker *et al.*, 2023] Ben Glocker, Charles Jones, Mélanie Roschewitz, and Stefan Winzeck. Risk of bias in chest radiography deep learning foundation models. *Radiology: Artificial Intelligence*, 2023.
- [Gorishniy *et al.*, 2021] Yury Gorishniy, Ivan Rubachev, Valentin Khrulkov, and Artem Babenko. Revisiting deep learning models for tabular data. *NeurIPS*, 2021.
- [Guo *et al.*, 2023] Taicheng Guo, Kehan Guo, et al. What indeed can gpt models do in chemistry? a comprehensive benchmark on eight tasks. *arXiv preprint arXiv:2305.18365*, 2023.
- [Han *et al.*, 2018] Bo Han, Quanming Yao, Xingrui Yu, Gang Niu, Miao Xu, Weihua Hu, Ivor Tsang, and Masashi Sugiyama. Co-teaching: Robust training of deep neural networks with extremely noisy labels. In *NeurIPS*, 2018.
- [He *et al.*, 2023] Xingwei He, Zhenghao Lin, et al. Annollm: Making large language models to be better crowdsourced annotators. *arXiv preprint arXiv:2303.16854*, 2023.
- [Hemanthhari, 2020] Hemanthhari. Symptoms and covid presence (may 2020 data). <https://www.kaggle.com/datasets/hemanthhari/symptoms-and-covid-presence>, 2020.
- [Hendrycks *et al.*, 2018] Dan Hendrycks, Mantas Mazeika, Duncan Wilson, and Kevin Gimpel. Using trusted data to train deep networks on labels corrupted by severe noise. In *NeurIPS*, 2018.
- [Hoffmann *et al.*, 2018] Georg Hoffmann, Andreas Bietenbeck, Ralf Lichtinghagen, and Frank Klawonn. Using machine learning techniques to generate laboratory diagnostic pathways—a case study. *J Lab Precis Med*, 2018.
- [Huang *et al.*, 2023] Lei Huang, Weijiang Yu, et al. A survey on hallucination in large language models: Principles, taxonomy, challenges, and open questions. *arXiv preprint arXiv:2311.05232*, 2023.
- [Islam *et al.*, 2020] MM Islam, Rahatara Ferdousi, Sadikur Rahman, and Humayra Yasmin Bushra. Likelihood prediction of diabetes at early stage using data mining techniques. In *Computer Vision and Machine Intelligence in Medical Image Analysis*, 2020.
- [Jiao *et al.*, 2023] Wenxiang Jiao, Wenxuan Wang, et al. Is chatgpt a good translator? a preliminary study. *arXiv preprint arXiv:2301.08745*, 2023.
- [Johnson *et al.*, 2016] Alistair EW Johnson, Tom J Pollard, Lu Shen, Li-wei H Lehman, Mengling Feng, Mohammad Ghassemi, Benjamin Moody, Peter Szolovits, Leo Anthony Celi, and Roger G Mark. MIMIC-III, a freely accessible critical care database. *Scientific data*, 2016.
- [Kenton and Toutanova, 2019] Jacob Devlin Ming-Wei Chang Kenton and Lee Kristina Toutanova. Bert: Pre-training of deep bidirectional transformers for language understanding. In *NAACL-HLT*, 2019.
- [Kilicarslan *et al.*, 2021] Serhat Kilicarslan, Mete Celik, and Şafak Sahin. Hybrid models based on genetic algorithm and deep learning algorithms for nutritional anemia disease classification. *Biomedical Signal Processing and Control*, 2021.
- [Kim and Ganapathi, 2021] Byung-Hak Kim and Varun Ganapathi. Read, attend, and code: pushing the limits of

- medical codes prediction from clinical notes by machines. In *Machine Learning for Healthcare Conference*, 2021.
- [Li *et al.*, 2019] Junnan Li, Richard Socher, and Steven CH Hoi. Dividemix: Learning with noisy labels as semi-supervised learning. In *ICLR*, 2019.
- [Liang *et al.*, 2022] Percy Liang, Rishi Bommasani, et al. Holistic evaluation of language models. *arXiv preprint arXiv:2211.09110*, 2022.
- [Loshchilov *et al.*, 2018] Ilya Loshchilov, Frank Hutter, et al. Decoupled weight decay regularization. In *ICLR*, 2018.
- [Nguyen *et al.*, 2019] Duc Tam Nguyen, Chaithanya Kumar Mummadi, et al. Self: Learning to filter noisy labels with self-ensembling. In *ICLR*, 2019.
- [O’Donnell and Elosua, 2008] Christopher J O’Donnell and Roberto Elosua. Cardiovascular risk factors. insights from framingham heart study. *Revista Española de Cardiología (English Edition)*, 2008.
- [OpenAI, 2022] OpenAI. Openai:introducingchatgpt. <https://openai.com/blog/chatgpt>, 2022.
- [OpenAI, 2023] OpenAI. Gpt-4 technical report. <https://cdn.openai.com/papers/gpt-4.pdf>, 2023.
- [Peña *et al.*, 2023] Alejandro Peña, Aythami Morales, et al. Leveraging large language models for topic classification in the domain of public affairs. *arXiv preprint arXiv:2306.02864*, 2023.
- [Qin *et al.*, 2023] Yujia Qin, Shihao Liang, et al. Toolllm: Facilitating large language models to master 16000+ real-world apis. *arXiv preprint arXiv:2307.16789*, 2023.
- [Ramana *et al.*, 2012] Bendi Venkata Ramana, M Surendra Prasad Babu, and NB Venkateswarlu. A critical comparative study of liver patients from usa and india: an exploratory analysis. *IJCSI*, 2012.
- [Rawte *et al.*, 2023] Vipula Rawte, Amit Sheth, and Amitava Das. A survey of hallucination in large foundation models. *arXiv preprint arXiv:2309.05922*, 2023.
- [Reel *et al.*, 2021] Parminder S Reel, Smarti Reel, Ewan Pearson, Emanuele Trucco, and Emily Jefferson. Using machine learning approaches for multi-omics data analysis: A review. *Biotechnology Advances*, 2021.
- [Smith *et al.*, 1988] Jack W Smith, James E Everhart, et al. Using the adap learning algorithm to forecast the onset of diabetes mellitus. In *Proceedings of the annual symposium on computer application in medical care*, 1988.
- [Song *et al.*, 2019] Hwanjun Song, Minseok Kim, Dongmin Park, and Jae-Gil Lee. How does early stopping help generalization against label noise? In *ICML*, 2019.
- [Song *et al.*, 2022] Hwanjun Song, Minseok Kim, Dongmin Park, Yooju Shin, and Jae-Gil Lee. Learning from noisy labels with deep neural networks: A survey. *IEEE Transactions on Neural Networks and Learning Systems*, 2022.
- [Sorensen *et al.*, 2022] Taylor Sorensen, Joshua Robinson, et al. An information-theoretic approach to prompt engineering without ground truth labels. In *ACL*, 2022.
- [Tarvainen and Valpola, 2017] Antti Tarvainen and Harri Valpola. Mean teachers are better role models: Weight-averaged consistency targets improve semi-supervised deep learning results. *NeurIPS*, 2017.
- [Vu *et al.*, 2021] Thanh Vu, Dat Quoc Nguyen, and Anthony Nguyen. A label attention model for icd coding from clinical text. In *IJCAI*, 2021.
- [Wang *et al.*, 2022] Thomas Wang, Adam Roberts, Daniel Hesslow, Teven Le Scao, Hyung Won Chung, Iz Beltagy, Julien Launay, and Colin Raffel. What language model architecture and pretraining objective works best for zero-shot generalization? In *ICML*, 2022.
- [Wang *et al.*, 2023] Lei Wang, Wanyu Xu, Yihuai Lan, Zhiqiang Hu, Yunshi Lan, Roy Ka-Wei Lee, and Ee-Peng Lim. Plan-and-solve prompting: Improving zero-shot chain-of-thought reasoning by large language models. In *ACL*, 2023.
- [Wei *et al.*, 2021] Jason Wei, Maarten Bosma, Vincent Zhao, Kelvin Guu, Adams Wei Yu, Brian Lester, Nan Du, Andrew M Dai, and Quoc V Le. Finetuned language models are zero-shot learners. In *ICLR*, 2021.
- [Wei *et al.*, 2023] Xiang Wei, Xingyu Cui, et al. Zero-shot information extraction via chatting with chatgpt. *arXiv preprint arXiv:2302.10205*, 2023.
- [Wu *et al.*, 2022] Yixuan Wu, Bo Zheng, Jintai Chen, Danny Z Chen, and Jian Wu. Self-learning and one-shot learning based single-slice annotation for 3D medical image segmentation. In *International Conference on Medical Image Computing and Computer-Assisted Intervention*, pages 244–254. Springer, 2022.
- [Yan *et al.*, 2023] Jiahuan Yan, Haojun Gao, Zhang Kai, Weize Liu, Danny Chen, Jian Wu, and Jintai Chen. Text2Tree: Aligning text representation to the label tree hierarchy for imbalanced medical classification. In *EMNLP Findings*, 2023.
- [Yao *et al.*, 2020] Quanming Yao, Hansi Yang, Bo Han, Gang Niu, and James Tin-Yau Kwok. Searching to exploit memorization effect in learning with noisy labels. In *ICML*, 2020.
- [Yi and Wu, 2019] Kun Yi and Jianxin Wu. Probabilistic end-to-end noise correction for learning with noisy labels. In *CVPR*, 2019.
- [Yuan *et al.*, 2022] Zheng Yuan, Chuanqi Tan, and Songfang Huang. Code synonyms do matter: Multiple synonyms matching network for automatic icd coding. In *ACL*, 2022.
- [Zan *et al.*, 2023] Daoguang Zan, Bei Chen, Fengji Zhang, Dianjie Lu, Bingchao Wu, Bei Guan, Wang Yongji, and Jian-Guang Lou. Large language models meet nl2code: A survey. In *ACL*, 2023.
- [Zhao *et al.*, 2023] Wayne Xin Zhao, Kun Zhou, et al. A survey of large language models. *arXiv preprint arXiv:2303.18223*, 2023.
- [Zhou *et al.*, 2020] Tianyi Zhou, Shengjie Wang, and Jeff Bilmes. Robust curriculum learning: From clean label detection to noisy label self-correction. In *ICLR*, 2020.