

DECOUPLING WEIGHING AND SELECTING FOR INTEGRATING MULTIPLE GRAPH PRE-TRAINING TASKS

Tianyu Fan^{1,2,*}, Lirong Wu^{1,2,*}, Yufei Huang^{1,2}, Haitao Lin^{1,2},
Cheng Tan^{1,2}, Zhangyang Gao^{1,2}, Stan Z. Li^{1,†}

¹Westlake University, ²Zhejiang University

{fantianyu, wulirong, huangyufei, linhaitao}@westlake.edu.cn;

{tancheng, gaozhangyang, stan.zq.li}@westlake.edu.cn

ABSTRACT

Recent years have witnessed the great success of graph pre-training for graph representation learning. With hundreds of graph pre-training tasks proposed, integrating knowledge acquired from multiple pre-training tasks has become a popular research topic. In this paper, we identify two important collaborative processes for this topic: (1) *select*: how to select an optimal task combination from a given task pool based on their compatibility, and (2) *weigh*: how to weigh the selected tasks based on their importance. While there currently has been a lot of work focused on weighing, comparatively little effort has been devoted to selecting. This paper proposes a novel instance-level framework for integrating multiple graph pre-training tasks, *Weigh And Select* (WAS), where the two collaborative processes, *weighing* and *selecting*, are combined by decoupled siamese networks. Specifically, it first adaptively learns an optimal combination of tasks for each instance from a given task pool, based on which a customized instance-level task weighing strategy is learned. Extensive experiments on 16 graph datasets across node-level and graph-level downstream tasks have demonstrated that by combining a few simple but classical tasks, WAS can achieve comparable performance to other leading counterparts. The code is available at <https://github.com/TianyuFan0504/WAS>.

1 INTRODUCTION

Relationships between entities in various real-world applications, such as social media, molecules, and transportation, can be naturally modeled as graphs. Graph Neural Networks (GNNs) (Hamilton et al., 2017; Veličković et al., 2017; Wu et al., 2023a;e; 2022c) have demonstrated their powerful capabilities to handle relation-dependent tasks. However, most of the existing work in GNNs is focused on supervised or semi-supervised settings, which require labeled data and hence are expensive and limited. Recent advances in graph pre-training (Wu et al., 2021; Xie et al., 2021; Liu et al., 2021c) are aimed to reduce the need for annotated labels and enable training on massive unlabeled data. The primary purpose of graph pre-training is to extract informative knowledge from massive unlabeled data and the learned knowledge can then be transferred to some specific downstream tasks. While hundreds of graph pre-training tasks have been proposed in this regard (Sun et al., 2019; Hu et al., 2020b; Zhu et al., 2020b; You et al., 2020a; Zhang et al., 2020; Wu et al., 2023d), as shown in Fig. 1(a), there is no single pre-training task that performs best for all datasets.

Therefore, integrating or more specifically linearly weighing multiple tasks, has emerged as a more effective approach than designing more complex tasks. For example, AutoSSL (Jin et al., 2021) combines the weights of task losses based on a pseudo-homophily measure, and ParetoGNN (Ju et al., 2022) reconciles pre-training tasks by dynamically assigning weights that promote the Pareto optimality. Another related work is AUX-TS (Han et al., 2021), which also adaptively combines different tasks, but this combination appears in the fine-tuning stage. However, all three works perform task weighing in a global manner, ignoring the fact that different instances (e.g., nodes in a social network or graphs in a molecular dataset) may have their own specificities. To solve this, AGSSL (Wu et al., 2022a) has been proposed to learn instance-level task weighing strategies during the fine-tuning stage. Nonetheless, these works to *weigh* all tasks focus only on the **importance** issue, but ignore the **compatibility** issue, i.e., the possible conflicts between different tasks, which cannot be resolved by simply weighing all tasks. More seriously, as the task pool expands, **compatibility** issue

*: Equal Contribution. †: Corresponding Author.

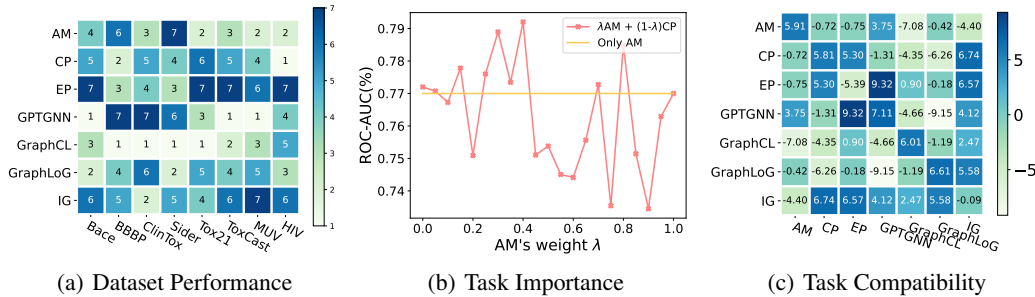


Figure 1: **(a)** Performance ranking (1: best, 7: poorest) of seven pre-training tasks (rows) on eight datasets (columns). **(b)** Performance fluctuation on Bace (molecule dataset) when combining two tasks, AM and CP, with different task weight λ . **(c)** Performance gains or drops over that without pre-training when combining two tasks (diagonal represents only a single task) on Bace.

Table 1: A comprehensive comparison between previous methods and ours. *Stage* indicates at what stage the method is applied. *Task Type* represents the levels of tasks that the method can handle.

	Instance-level	Weighing	Selecting	Task Type	Stage
AutoSSL (Jin et al., 2021)	✗	✓	✗	Node	pre-training
ParetoGNN (Ju et al., 2022)	✗	✓	✗	Node	pre-training
AUX-TS (Han et al., 2021)	✗	✓	✗	Node	fine-tuning
AGSSL (Wu et al., 2022a)	✓	✓	✗	Node&Graph	fine-tuning
WAS (ours)	✓	✓	✓	Node&Graph	fine-tuning

becomes more severe, which deprives existing methods of the ability to keep gaining performance growth. Therefore, it is necessary to *select* some tasks to solve it. In addition, previous works have only evaluated their effectiveness on node-level tasks but neglected graph-level tasks. We have summarized the properties of these methods in Table. 1 and compared them with WAS.

We would like to raise several issues through investigation on several classical graph pre-training tasks, including AttrMask (AM), ContextPred (CP) (Hu et al., 2020b), EdgePred (EP) (Hamilton et al., 2017), GPT-GNN (Hu et al., 2020c), GraphCL (You et al., 2020a), GraphLoG (Xu et al., 2021), and InfoGraph (IG) (Sun et al., 2019), as shown in Fig. 1. Let us first draw an interesting conclusion: both *importance weighing* and *task selecting* of tasks are quite important, where the former addresses the issue of task **importance**, while the latter addresses the issue of task **compatibility**.

Fig. 1(b) compares the performance under varying importance weights λ when combining AM and CP. We can see that the best performance is achieved at $\lambda = 0.4$. While task weighing focuses on the importance of each task, it neglects compatibility between different tasks, which limits existing methods from achieving higher performance. The results in Fig. 1(c) illustrate the huge impact of the compatibility issue when integrating multiple tasks. It can be seen that not all combinations can bring performance improvements, and some of them even degrade performance (combination of AM and GraphCL brings a -7.08 drop), which highlights the necessity of selecting suitable task combinations. Note that Fig. 1(c) shows only the combination between two tasks. As the task pool expands, such combinations become more complex, and conflicts between different tasks may become more severe.

Based on the above investigations, here we would like to ask: *How to address the importance and compatibility issues between different tasks when integrating them during the fine-tuning stage?* We identified two key issues in the combining process: (1) *task selecting* – how to select an optimal combination from a given task pool based on the **task compatibility**, (2) *importance weighing* – how to weigh the **importance** of the selected tasks. These two are obviously related or collaborative. More important tasks should be selected more, but selecting tasks based solely on importance can lead to severe task conflicts. While previous works, AutoSSL, ParetoGNN, AUX-TS, and AGSSL, have focused on *importance weighing*, they have all overlooked *task selecting*, which has deprived them of the ability to keep gaining performance growth as the task pool grows larger.

In this paper, we propose a novel framework, *Weigh And Select* (WAS) for task selecting and importance weighing. The two collaborative processes are combined in decoupled siamese networks, where (1) an optimal combination of tasks is selected for each instance based on a sampling distribution calculated based on the task compatibility, and (2) task weights are then calculated for the selected tasks according to their importance. To the best of our knowledge, this work is the first attempt to use the **weighing & selecting** strategy for integrating multiple graph pre-training tasks. Extensive

experiments on 16 datasets show that WAS can achieve comparable performance to other leading counterparts for both node-level and graph-level tasks. Our contributions are summarized as follows: (1) We show the limitations of current *weighing*-only schemes and demonstrate the importance of *task selecting* process. (2) To the best of our knowledge, we are the first to identify two important collaborative processes: *select* and *weigh*; we provide extensive experiments to explain in detail why the collaboration of the two is important, how it differs from the *weighing*-only based methods and why do the two processes need to be decoupled. (3) We propose a novel framework to adaptively, dynamically, and compatibly select and weigh multiple pre-training tasks for each instance separately.

2 RELATED WORKS

Graph Pre-Training. Graph neural networks (GNNs) are powerful tools to capture useful information from graph data (Zügner & Günnemann, 2019; Wu et al., 2022d;b; Hu et al., 2020a). Recently, there have been lots of efforts in pre-training GNNs to alleviate the need for expensive labeled data and improve the generalization ability. These methods usually use various well-designed pre-training tasks to pre-train GNNs on large unlabeled datasets. Generally, mainstream pre-training tasks can be divided into three categories: generative, contrastive, and predictive. The generative methods, such as EdgePred (Hamilton et al., 2017), AttrMask (Hu et al., 2020b), and GPT-GNN (Hu et al., 2020c), focus on reconstructing important information for each graph at the intra-data level. Besides, the contrastive methods, such as ContextPred (Hu et al., 2020b), GraphLoG (Xu et al., 2021), GraphCL (You et al., 2020a), and JOAO (You et al., 2021), apply data transformations to construct different views for each graph, aiming to learn representations to distinguish the positive views from the negative views. The predictive methods, such as G-Motif (Rong et al., 2020), CLU (You et al., 2020b), and PAIRDIS (Jin et al., 2020), generally self-generate labels by some simple statistical analysis and then perform prediction-style tasks. More details can be found in **Appendix A**.

Multi-Tasking Learning. There are many works on multi-tasking learning (Doersch & Zisserman, 2017; Ren & Lee, 2017; Zamir et al., 2018; Wu et al., 2020; Yu et al., 2020; Wang et al., 2022) on CV or NLP domains. Due to the immense success of Transformer (Vaswani et al., 2017), many methods from non-graph domains are applicable only to the transformer architecture (He et al., 2022; Zhu et al., 2023; Wang et al., 2022). In addition, lots of tasks focus on designing methods to combine losses (Yu et al., 2020; Liu et al., 2021a), ignoring the powerful potential of instance-level design. The existing methods on graphs can be broadly classified into two categories, global-level and instance-level. For global-level, AUX-TS (Han et al., 2021) combines different tasks to promote a target pre-training task’s performance. AutoSSL (Jin et al., 2021) combines the weights of losses on tasks by measuring pseudo-homophily, and ParetoGNN (Ju et al., 2022) reconcile tasks by dynamically assigning weights that promote the Pareto optimality. They trained the model by combining losses, ignoring the different needs of different instances. For instance-level, AGSSL (Wu et al., 2022a), which is closest to us, designs its weighing function to approach an ideal Bayesian teacher for each instance. Despite their great success, all the above methods focus only on **importance weighing** but ignore **task selecting**.

3 PRELIMINARY

Notations. Let $\mathcal{G} = (\mathcal{V}, \mathcal{E})$ denote a graph, where $\mathcal{V} = \{v_1, v_2, \dots, v_N\}$ and $\mathcal{E} \subseteq \mathcal{V} \times \mathcal{V}$ denote the node set of $|\mathcal{V}| = N$ nodes and the edge set. Given a set of graphs $\mathcal{G} = \{\mathcal{G}_1, \mathcal{G}_2, \dots, \mathcal{G}_M\}$, graph classification aims to learn a GNN encoder $h_\theta(\cdot) : \mathcal{G} \rightarrow \mathbb{R}^F$ and an additional projection head $g_\omega(\cdot) : \mathbb{R}^F \rightarrow \mathbb{R}^C$ to adapt to downstream tasks, where C is the number of category.

Pre-training and fine-tuning on Graphs. Graph pre-training aims to extract informative knowledge from massive unlabeled data \mathcal{D}_{pre} through a pre-training task $\mathcal{L}_{\text{pre}}(\theta)$ and then transfer the learned knowledge to a downstream task $\mathcal{L}_{\text{down}}(\theta, \omega)$ on the labeled data $\mathcal{D}_{\text{down}}$, which includes two steps:

- (1) Pre-training a GNN encoder $h_\theta(\cdot)$ on an unlabeled dataset \mathcal{D}_{pre} , with the objective formulated as

$$\theta_{\text{pre}} = \arg \min_{\theta} \mathcal{L}_{\text{pre}}(h_\theta; \mathcal{D}_{\text{pre}}). \quad (1)$$

- (2) Fine-tuning the pre-trained GNN encoder $h_{\theta_{\text{pre}}}(\cdot)$ with a prediction head $g_\omega(\cdot)$ on the labeled dataset $\mathcal{D}_{\text{down}}$, defined as

$$\min_{(\theta, \omega)} \mathcal{L}_{\text{down}}(h_{\theta_{\text{pre}}}, g_\omega; \mathcal{D}_{\text{down}}). \quad (2)$$

Multi-teacher Knowledge Distillation. Given K teacher models $f_1^T(\cdot), f_2^T(\cdot), \dots, f_K^T(\cdot)$ and a student model $f^S(\cdot)$, the multi-teacher knowledge distillation extracts knowledge from multiple

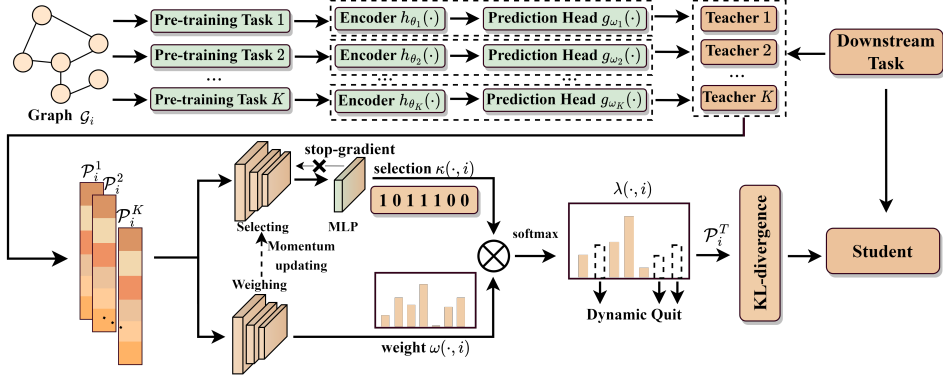


Figure 2: **Overall workflow of WAS.** Firstly, we train multiple teachers with different pre-training tasks. Secondly, we pass the teacher’s representations to two modules (Selecting and Weighing) to get the selecting results $\kappa(\cdot, i)$ and initial weights $\omega(\cdot, i)$ for each instance \mathcal{G}_i . Finally, we weigh only those selected teachers to get weights $\lambda(\cdot, i)$ and distill the integrated distributions into the student.

teachers and then distills the extracted knowledge into a student, which can be formulated as follows

$$\mathcal{L}_{MKD} = \mathcal{L}_{KL} \left(\sum_{k=1}^K \lambda_k f_k^T(\mathcal{G}), f^S(\mathcal{G}) \right), \quad (3)$$

where λ_k is the weight of k -th teacher that satisfies $\sum_{k=1}^K \lambda_k = 1$, and $\mathcal{L}_{KL}(\cdot)$ denotes the Kullback–Leibler divergence that measures the distribution differences.

4 METHODOLOGY

The graph pre-training tasks are designed to provide more information to the model during pre-training, and in this sense, using more tasks can provide richer information. However, there are two issues to be addressed when combining tasks, namely, the **importance** of each task and the **compatibility** between tasks. Since different tasks exhibit different importance and compatibility on different data, in this paper, we propose a novel instance-level framework, *Weigh And Select* (WAS), as shown in Fig. 2, which can be divided into two steps: knowledge extraction and knowledge transfer. In the knowledge extraction step, we train multiple teachers with different tasks to extract different levels of knowledge. In the knowledge transfer step, we integrate those knowledge for each instance by weighing and selecting, and then distill the integrated knowledge into the student model. To deal with the **importance** and **compatibility** issues, we design decoupled siamese networks with stop-gradient and momentum updating, which assigns different weights to each teacher and determine whether they should be selected, and then only weigh those selected teachers, i.e., *weigh and select*.

In this section, we delve into the details of our framework WAS by answering the following questions:

- Q1. (Instance):** How to design a framework that enables customized schemes for each instance?
- Q2. (Importance):** How to design the weighing module to address the importance issue?
- Q3. (Decouple):** How to decouple selecting from weighing to prevent their results from overlapping?
- Q4. (Compatibility):** How to design the selecting module to address the compatibility issue?

4.1 INSTANCE-LEVEL MULTI-TEACHER KNOWLEDGE DISTILLATION

To answer **Q1 (Instance)**, we adopt multi-teacher knowledge distillation (MKD) to achieve knowledge transfer in our framework. MKD was first proposed to obtain a model with fewer parameters, i.e., model compression (Wu et al., 2023b;c), but here we use it for distilling the knowledge of different teachers into one student model. As opposed to the method of combining different losses, used in AutoSSL (Jin et al., 2021) and ParetoGNN (Ju et al., 2022), MKD can get the distribution of each teacher on each individual instance. This means that the teacher’s impact on students is independent at the instance-level, so we are able to learn customized teacher combinations for each instance to enable the student model to learn a better representation. Furthermore, since we directly weigh the output distributions of teachers rather than the task losses, the learned weights can truly reflect the importance of different teachers, because their output distributions are at almost the same level for a given instance. However, different losses may be on different orders of magnitude, so the weights of different losses cannot directly reflect the importance of different graph pre-training tasks.

To combine different teachers at the instance-level, we learn customized weighing and selecting strategies for each instance separately. Specifically, given K teacher models $f_1^T(\cdot), f_2^T(\cdot), \dots, f_K^T(\cdot)$ trained by different pre-training tasks, our goal is to obtain an ideal combination of them for each instance \mathcal{G}_i . The whole framework can be divided into three key steps: (1) Get the label distribution $\mathcal{P}_i^k = f_k^T(\mathcal{G}_i)$ of the k -th teacher $f_k^T(\cdot)$ on i -th instance \mathcal{G}_i . (2) Pass the obtained distributions through two mutually independent modules \mathbb{W} and \mathbb{S} , i.e., weighing (introduced in 4.2.1) and selecting (introduced in 4.2.3), to obtain initial weight $\omega(k, i) \in (0, 1]$ and selecting results $\kappa(k, i) \in \{0, 1\}$, and then weigh only those selected teachers by softmax to output teacher weight $\lambda(k, i) \in (0, 1]$. (3) Integrate the outputs of different teachers to obtain an integrated teacher distribution \mathcal{P}_i^T as follows,

$$\mathcal{P}_i^T = \sum_{k=1}^K \kappa(k, i) \lambda(k, i) \mathcal{P}_i^k, \quad (4)$$

where $\sum_k \kappa(k, i) \lambda(k, i) = 1$, and then distill the integrated distribution \mathcal{P}_i^T into the student $f^S(\cdot)$ via multi-teacher knowledge distillation, with the learning objective formulated as

$$\min_{\theta, \omega, \lambda, \kappa} \mathcal{L}_{\text{down}}(\theta, \omega) + \alpha \sum_{i=1}^M \mathcal{L}_{KL}(\mathcal{P}_i^T, \mathcal{P}_i^S). \quad (5)$$

4.2 SIAMESE NETWORKS FOR TASK WEIGHING AND SELECTING

An instance-level framework has been presented in Sec. 4.1 to transfer knowledge from multiple teachers to a student, but it doesn't tell us how to weigh and select. In this subsection, we propose siamese networks that consist of two modules dealing with **importance** and **compatibility**.

4.2.1 TASK WEIGHING BY IMPORTANCE MODELING

Here, to answer **Q2 (Importance)**, we design a weighing module \mathbb{W} to adaptively learn suitable task weights for each instance. The first question is, how to model the importance issue. In some current multi-task learning methods (Jin et al., 2021; Ju et al., 2022), they directly optimize the weights λ of different tasks (usually in the form of the coefficient of losses). However, this is only useful at the global-level as different tasks have different forms of loss. For example, GraphCL performs contrastive learning between graphs (graphs as instances), while AM masks node attributes on a single graph (nodes as instances). To solve this, we use a latent space described by the variable $\{\mu_k\}_{k=1}^K$ and associate each teacher with a latent factor $\mu_k \in \mathbb{R}^C$ that captures the local importance of different teachers. The importance weight of the k -th teacher to graph \mathcal{G}_i can be calculated as follows:

$$\omega(k, i) = \frac{\exp(\zeta_{k,i})}{\sum_{k=1}^K \exp(\zeta_{k,i})}, \quad \text{where } \zeta_{k,i} = \nu^T(\mu_k \odot f^S(\mathcal{G}_i)) \quad (6)$$

where $\nu \in \mathbb{R}^C$ is a vector of global parameters to be learned, which determines whether the value of each dimension in $(\mu_k \odot f^S(\mathcal{G}_i))$ has a positive impact on the importance.

After modeling the importance issue, the second question is, how to optimize the learning of $\omega(\cdot, \cdot)$. Inspired by AGSSL (Wu et al., 2022a), an optimal weighing scheme should make the integrated teacher distribution $\mathcal{P}^T(\mathcal{G})$ close to the Bayesian teacher $\mathcal{P}^*(\mathcal{G})$, which provides true class probabilities but is often unknown. Luckily, Menon et al. (2021) demonstrate that $\mathcal{P}^*(\mathcal{G})$ can be estimated using the ground-truth label \mathbf{e}_y . Therefore, we approximately treat $\mathcal{P}^*(\mathcal{G}) \approx \mathbf{e}_y$, optimize $\omega(\cdot, \cdot)$ by minimizing the binary cross entropy loss $\mathcal{L}_W = \frac{1}{|\mathcal{D}_{\text{down}}|} \sum_{i \in \mathcal{D}_{\text{down}}} \ell(\mathcal{P}^T(\mathcal{G}_i), \mathcal{P}^*(\mathcal{G}_i))$ on the downstream labeled set, and estimate weights $\{\omega(k, j)\}_{k=1}^K$ for any unlabeled instance \mathcal{G}_j .

4.2.2 DECOUPLE MODULES BY SIAMESE NETWORKS

Before going deep into the selecting module, we must first clarify one question: what kind of selecting results do we want? As mentioned earlier, the weight $\omega(k, i)$ can characterize the importance of each task, so it is natural to select those tasks that are important and remove those that are not, i.e., using the weight as the selecting probability. However, this scheme is equivalent to explaining **compatibility** in terms of **importance** and completely confuses the two, which defies our expectations. Fig. 3 shows the results of three selecting methods on four datasets. It can be seen that the completely importance-based selection

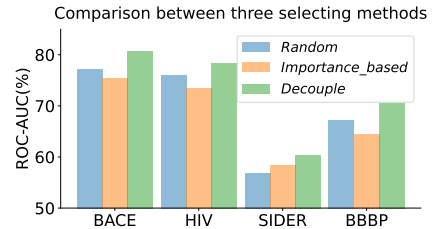


Figure 3: A detailed comparison of three task selecting schemes on four datasets.

method neglects compatibility and is sometimes even worse than random selection. However, it would be a pity to discard the task importance altogether, as it undoubtedly provides rich information that can be used to guide task selection, so we wanted to design a selecting module to utilize this information but not rely on it. That is, we want the selecting results and weights to be *related but not coupled with each other*. Then, the two modules should be architected in such a way that the selecting results can make use of the weights but are not directly derived from them. We call this process *decouple*. As shown in Fig. 3, the decoupled selection achieves the best performance.

To answer **Q3 (Decouple)**, we construct the selecting module and the weighing module in the form of siamese networks inspired by Nair & Hinton (2010) to get weights and selecting results simultaneously, and then weigh only those selected teachers. Such a construction can strictly distinguish between the two modules, allowing the selecting module to focus on solving the task **compatibility** problem and the weighing module to focus on the task **importance** problem.

4.2.3 TASK SELECTING BY QUIT MECHANISM

To answer **Q4 (Compatibility)**, we propose a novel selecting module \mathbb{S} to adaptively resolve the compatibility between tasks and select the most suitable task combination for each instance separately.

As mentioned in Sec. 4.2.2, we construct the selecting module and the weighing module in the form of siamese networks. However, since the two modules have the same architecture, if we update them in the same way (e.g., both by back-propagation), their outputs are highly likely to be re-coupled together. Therefore, we cut off the selecting module’s gradient back-propagation and adopt the momentum updating to optimize the parameters of the selecting module \mathbb{S} . Let $\theta_{weighing}$ denote the parameters of weighing module \mathbb{W} and $\theta_{selecting}$ denote the parameters of selecting module \mathbb{S} , the process of momentum updating can be written as follows:

$$\theta_{selecting} = m * \theta_{selecting} + (1 - m) * \theta_{weighing}, \quad (7)$$

where m is the momentum updating rate, which controls the similarity of \mathbb{S} and \mathbb{W} . This setup enables the selecting module to acquire enough knowledge from the historical weights of different teachers to guide the selecting results because $\theta_{selecting}$ is based on historical $\theta_{weighing}$.

However, since $\theta_{selecting}$ are all superimposed by $\theta_{weighing}$ at different epochs, the output of the selecting module is still likely to be close to the weighing module if \mathbb{W} converges earlier. Therefore, we add an additional projection head (implemented as MLP) after \mathbb{S} to enhance the discrepancy between the selecting and weighing results. Such an organization enables \mathbb{S} to still utilize the information of weighing but be thoroughly decoupled from the weighing module, allowing the two modules to do their work more independently. Given the output $\kappa_S(k, i)$ of the selecting module (just like the output of the weighing module $\omega(k, i)$), we feed $\kappa_S(k, i)$ into the MLP and then normalize the result $\text{MLP}(\kappa_S(k, i))$ to ensure that at least one teacher is selected for each instance, defined as

$$\kappa_{\text{norm}}(k, i) = \frac{\text{MLP}(\kappa_S(k, i))}{\max_{j=1}^K \text{MLP}(\kappa_S(k, i))}. \quad (8)$$

Note that $\kappa_{\text{norm}}(k, i) \in [0, 1]$, so every teacher has a chance to be sampled. In addition, a teacher not sampled in the previous epoch does not mean that it will not be sampled in the next epoch, which allows our model to try a sufficient number of task combinations. At the convergence stage, the probability of some teachers will be close to 0 so that they hardly participate in knowledge distillation, which we call dynamic quit. It helps us select the most suitable teachers for each instance because the model can try enough task combinations and finally discard those useless tasks. To differentially select k -th teacher for i -th instance according to the normalized sampling probability $\kappa_{\text{norm}}(k, i)$, we use the reparameterization trick, which is commonly used in previous works (Huang et al., 2016a; Liu et al., 2021b). Specifically, we adopt Gumbel-Softmax sampling (Maddison et al., 2016), which samples $\kappa(k, i)$ from the Bernoulli distribution with probability $\kappa_{\text{norm}}(k, i)$, defined as

$$\kappa(k, i) = \left\lfloor \frac{1}{1 + \exp^{-(\log \kappa_{\text{norm}}(k, i) + G)/\tau}} + \frac{1}{2} \right\rfloor, \quad (9)$$

where $\tau = 1.0$ is the temperature of gumbel-softmax distribution, and $G \sim \text{Gumbel}(0, 1)$ is a Gumbel random variable. Finally, we weigh only those selected teachers by re-softmax, as follows

$$\lambda(k, i) = \frac{\kappa(k, i) \exp(\zeta(k, i))}{\sum_{k=1}^K \kappa(k, i) \exp(\zeta(k, i))} \quad (10)$$

So far, our WAS framework, including weigh and select, has been built. Due to space constraints, pseudo-code and complexity analysis are placed in **Appendix B** and **Appendix C**.

5 EXPERIMENTAL EVALUATION

In this section, we evaluate WAS on 16 public graph datasets for both node-level and graph-level downstream tasks. To be specific, we would like to answer the following five questions: **Q1. (Improvement)** Does WAS achieve better performance than its corresponding teachers? **Q2. (Effectiveness)** How does WAS compare to other leading baselines? Can WAS’s performance continue to grow as the task pool expands? **Q3. (Localization)** Can WAS learn customized task combinations for different instances? **Q4. (Decouple)** Whether the selecting results are decoupled from the weighing results? **Q5. (Integrity)** How does each component contribute to the performance of WAS?

Datasets & Implementation Details. For graph-level tasks, following Liu et al. (2022), we use 5-layers GIN (Xu et al., 2018) as our backbone. We randomly select 50k qualified molecules from GEOM (Axelrod & Gomez-Bombarelli, 2020) for the pre-training and then fine-tune on 8 graph datasets, including BACE, BBBP, ClinTox, SIDER, Tox21, Toxcast, MUV, and HIV. For node-level tasks, following Wu et al. (2022a), we use 2-layers GCN (Kipf & Welling, 2016) as our backbone. We conduct experiments on 8 real-world datasets widely used in the literature (Yang et al., 2016; Hassani & Khasahmadi, 2020a; Thakoor et al., 2021), i.e., Physics, CS, Photo, Computers, WikiCS, Citeseer, Cora, and ogbn-arxiv. A statistical overview of these datasets is placed in **Appendix D**. The implementation details and hyperparameter settings for each dataset are available in **Appendix E**.

Task Pool. There are a total of 12 classic graph pre-training tasks that make up our task pool. For graph-level tasks, we consider 7 pre-training tasks, including AttrMask (Hu et al., 2020b), ContextPred (Hu et al., 2020b), EdgePred (Hamilton et al., 2017), GPT-GNN (Hu et al., 2020c), GraphLoG (Xu et al., 2021), GraphCL (You et al., 2020a), and InfoGraph (Sun et al., 2019). For node-level tasks, we follow AutoSSL (Jin et al., 2021) to consider five tasks: DGI (Velickovic et al., 2019), CLU (You et al., 2020b), PAR (You et al., 2020b), PAIRSIM (Jin et al., 2020), and PAIRDIS (Peng et al., 2020). Detailed description of these tasks has been placed in **Appendix A**.

Table 2: Results of seven baseline teachers and WAS for molecular property prediction. For each dataset, we report the mean and standard deviation of ROC-AUC(%) with scaffold splitting. The best and second-best results are marked in **bold** and underlined, respectively. The arrows indicate whether the multi-task method has improved relative to the average performance of the seven teacher tasks.

	BACE	BBBP	ClinTox	SIDER	Tox21	Toxcast	MUV	HIV	Avg. Rank
AttrMask	77.4±0.2	65.3±1.6	70.3±7.5	55.1±0.7	74.4±0.5	62.6±0.1	75.4±2.7	75.9±0.4	5.3
ContextPred	77.3±1.0	69.0±2.0	66.9±7.6	58.7±1.6	72.9±0.8	61.7±0.7	73.6±0.3	76.1±2.4	5.6
EdgePred	66.1±2.6	68.6±6.7	67.3±2.0	58.9±1.3	68.2±9.1	59.0±0.9	73.5±1.9	73.8±2.4	7.5
GPT-GNN	78.6±2.9	65.3±1.5	56.1±8.9	57.9±0.2	74.3±0.7	<u>63.3±0.3</u>	<u>75.6±1.8</u>	74.8±1.4	5.8
GraphCL	77.5±1.6	69.9±1.6	72.1±4.7	59.9±1.5	75.1±0.8	62.8±0.7	75.1±1.5	74.5±0.6	<u>3.4</u>
GraphLoG	78.1±1.0	66.4±2.8	64.1±3.4	59.5±2.4	73.9±1.4	62.3±0.6	73.5±1.0	75.5±0.5	5.5
InfoGraph	71.4±2.4	66.2±1.1	71.5±6.3	58.2±0.4	74.0±0.5	60.7±0.9	73.2±0.8	74.3±0.5	7.5
Average-Weight	75.3±1.2↑	66.6±0.2↓	62.6±4.4↓	56.9±1.5↓	67.8±0.8↓	62.2±1.8↑	74.2±0.7↑	74.8±0.3↓	7.5
Random-Select	77.2±1.7↑	67.2±0.5↓	58.1±1.5↓	59.2±1.7↑	74.3±0.6↑	59.3±0.7↓	71.6±1.4↓	<u>76.1±1.2</u> ↑	6.3
WAS	80.7±0.5 ↑	70.5±1.0 ↑	73.1±0.5 ↑	60.4±0.4 ↑	75.4±0.7 ↑	63.7±1.5 ↑	76.3±1.0 ↑	78.4±1.9 ↑	1.0

5.1 PERFORMANCE COMPARISON

A1: Performance comparison with Teachers. To answer **Q1 (Improvement)**, we report the results for seven individual tasks and the model trained by WAS using the seven tasks as its teachers in Table. 2. Besides, we add two additional combination methods, Average-Weight and Random-Select to better compare the performance. Average-Weight assigns equal weights to each teacher, and Random-Select randomly select teachers for each instance. From Table. 2, we can make the following observations: (1) There is no one optimal pre-training task that works for all datasets, which means we need to choose the most suitable pre-training tasks for each dataset separately. (2) Most of the results (9 out of 16) of Average-Weight and Random-Select are worse than the average performance, indicating that importance and compatibility issues are quite important and challenging. (3) WAS achieves the best performance on all the datasets, which means that it can handle the **compatibility** problem between tasks effectively in the vast majority of cases.

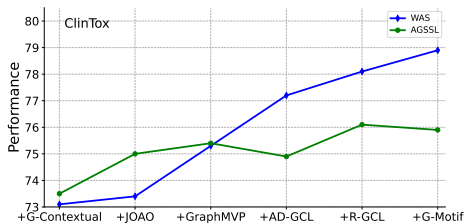
A2: Performance comparison with other baselines. For graph-level tasks (Table. 3), we compare WAS with other state-of-the-art graph pre-training baselines, including AD-GCL (Suresh et al., 2021),

Table 3: Comparison with leading graph pre-training baselines for the task of molecular property prediction, where the best and second are marked **bold** and underlined, respectively.

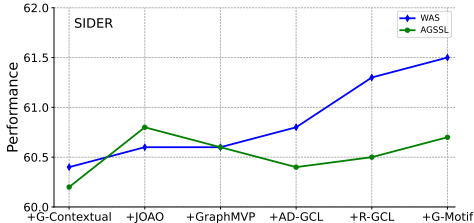
	BACE	BBBP	ClinTox	SIDER	Tox21	Toxcast	MUV	HIV	Avg. Rank
AD-GCL	76.3±0.6	70.1±1.2	78.1±3.6	59.4±0.7	74.7±1.1	62.8±0.5	71.6±0.8	77.7±1.2	4.4
R-GCL	73.6±1.2	69.3±0.4	<u>78.9±4.1</u>	59.9±0.9	<u>75.2±0.3</u>	62.4±0.6	74.7±1.2	76.1±0.6	4.3
G-Contextual	76.3±1.9	64.0±1.5	67.6±2.9	61.1±2.5	74.9±0.2	61.7±0.1	74.2±1.4	75.3±1.4	5.6
G-Motif	71.5±0.9	70.3±1.5	81.4±2.2	60.1±1.7	73.1±0.4	61.8±0.6	74.5±0.6	76.0±1.3	5.4
JOAO	73.4±1.2	<u>64.7±0.8</u>	66.1±3.7	<u>60.7±1.0</u>	74.8±0.6	62.4±0.4	<u>75.5±0.9</u>	76.9±1.1	5.0
GraphMAE	75.0±0.7	66.3±0.7	65.3±3.9	57.1±0.7	68.8±0.5	61.5±0.5	71.8±0.3	73.5±0.8	8.3
SimGRACE	75.8±0.4	66.7±0.6	66.8±2.0	58.4±1.1	74.3±0.2	62.1±0.1	74.3±0.8	74.4±1.0	6.6
GraphMVP	<u>80.3±1.4</u>	67.9±1.0	76.4±1.1	60.2±1.6	74.6±0.3	<u>63.5±0.2</u>	75.5±1.6	76.2±0.8	<u>3.8</u>
WAS	80.7±0.5	70.5±1.0	73.1±0.5	60.4±0.4	75.4±0.7	63.7±1.5	76.3±1.0	78.4±1.9	1.8

Table 4: Performance comparison with baseline teachers and other methods for node classification. The *baseline* tasks form the task pool of the *multi-task* methods, while *single-task* represents other complex designed tasks. The **Blue** in line WAS indicates that it beats all multi-task methods. The results of AGSSL are from its original paper, and the others are reproduced on our platform.

		Cora	Citeseer	Pubmed	CS	Physics	Photo	Computers	ogbn-arxiv	Avg.Rank
baselines	CLU	81.4±0.2	71.8±0.5	79.3±0.6	91.2±0.6	93.5±0.5	92.3±0.4	87.6±0.6	71.5±0.6	11.1
	PAR	82.4±0.3	71.6±0.6	79.6±0.4	91.3±0.5	93.1±0.8	92.4±0.5	86.7±0.8	71.3±0.4	11.4
	PAIRSIM	82.4±0.4	71.8±0.6	79.3±0.6	91.6±0.5	93.3±0.3	92.5±0.6	87.1±0.9	71.6±0.3	9.9
	PAIRDIS	81.9±0.6	72.2±0.5	79.6±0.5	91.4±0.5	94.0±0.6	92.1±0.5	86.5±0.7	71.4±0.3	10.6
	DGI	82.1±0.4	72.5±0.4	79.9±0.6	91.8±0.7	93.9±0.6	92.0±0.6	87.4±0.7	71.9±0.3	8.9
single-task	GRLC	82.8±0.1	73.2±0.1	80.8±0.2	89.9±0.2	93.2±0.5	91.9±0.6	88.1±0.4	71.0±0.7	9.4
	CG3	83.4±0.4	73.6±0.2	81.1±0.1	91.7±0.4	93.6±0.6	92.1±0.5	87.8±0.9	71.4±0.9	7.1
	GCA	83.9±0.4	73.8±0.7	80.1±0.4	92.8±0.4	94.1±0.5	93.2±0.6	88.7±0.2	OOM	3.9
	MVGRL	83.4±0.4	72.7±0.6	81.6±0.8	91.7±0.2	OOM	93.1±0.4	87.9±0.2	OOM	6.3
	GRACE	80.1±0.6	72.9±0.7	79.7±0.6	91.5±0.4	94.5±0.4	92.4±0.3	88.5±0.5	OOM	8.3
multi-task	ParetoGNN	83.5±0.6	73.9±0.5	80.1±0.2	92.3±0.4	94.4±0.6	93.4±0.2	87.9±0.3	71.0±0.1	5.5
	AutoSSL	83.2±0.9	73.4±0.6	80.7±0.7	92.4±0.6	93.9±0.6	93.5±0.7	88.4±0.3	72.3±0.4	4.9
	AGSSL	84.2±0.3	73.6±0.6	80.6±0.3	92.4±0.5	94.8±0.3	93.3±0.4	88.7±0.4	72.5±0.3	3.1
	WAS	84.4±0.4	74.1±0.5	80.9±0.3	92.6±0.3	94.9±0.3	93.6±0.7	88.9±0.3	71.7±0.3	1.8



(a) Performance comparison on ClinTox



(b) Performance comparison on SIDER

Figure 4: Evaluation on whether the performance of WAS can improve as the task pool expands.

R-GCL (Li et al., 2022), GraphMVP (Liu et al., 2022), JOAO (You et al., 2021), GraphMAE (Hou et al., 2022), SimGRACE (Xia et al., 2022), G-Contextual and G-Motif (Rong et al., 2020). On 6 out of 8 datasets, WAS performs better than the other state-of-the-art methods, even though it combines only several simple but classical tasks. For node-level tasks (Table 4), we compare WAS with other single-task methods, including GRLC (Peng et al., 2023), GCA (Zhu et al., 2020c), MVGRL (Hassani & Khasahmadi, 2020b), GRACE (Zhu et al., 2020a) and CG3 (Wan et al., 2020), and three multi-task methods, e.g., ParetoGNN (Ju et al., 2022), AutoSSL (Jin et al., 2021) and AGSSL (Wu et al., 2022a). Here we would like to emphasize that the most important contribution of WAS is the handling of the compatibility, i.e., the continuous performance improvement that WAS can achieve as the number of tasks increases. To demonstrate this, we extend AGSSL to the graph-level tasks and compare it with WAS. As shown in Fig. 4, the performance of WAS improves consistently as the number of tasks gradually increases, but the performance of AGSSL hardly benefits from more tasks.

5.2 EVALUATION ON INSTANCE-LEVEL RESULTS

A3: Customized combinations for different instances. To show the different selecting results for different instances, we chose 4 molecular graphs from BACE and visualized the probability of being selected over them for each task in Fig. 5. We can see that the selecting module can select customized combinations for each instance even if we do not pre-specify the number of selected teachers.

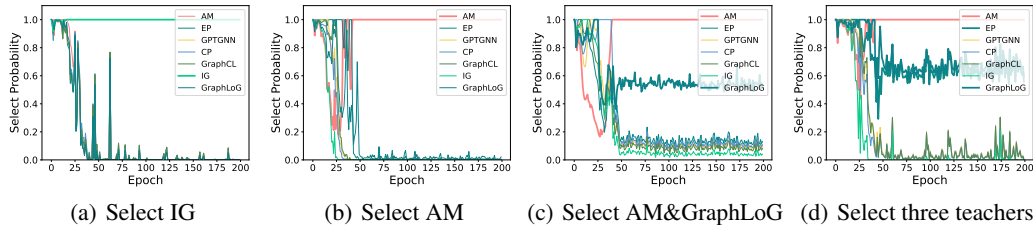


Figure 5: Probability of being selected for different teachers (tasks) on different instances from Bace

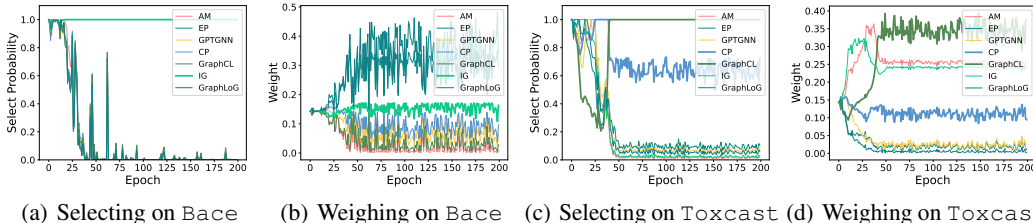


Figure 6: Comparison of the selecting probabilities and importance weights for different instances. (a)(b) selecting IG (ranking third importance) as the teacher for an instance from Bace. (c)(d) selecting GraphCL and CP (ranking fourth importance) as teachers for an instance from Toxcast.

A4: Evolution process of selecting and weighing. Here, we select 2 molecular graphs from Bace and Toxcast to visualize the results of selecting and weighing. It can be seen from Fig. 6 that the selected teacher is not necessarily the teacher with the highest weight, which confirms our earlier statement that two modules need to be decoupled to deal with two issues of the **importance** and **compatibility** separately, and also demonstrates the effectiveness of our decoupled siamese networks.

5.3 ABLATION STUDY

A5: Ablation study on each component. The results in Table. 5 provide some constructive insights: (1) The performance of *Importance-based* selecting can be even lower than that of *Random* selecting. This confirms our claim that the **compatibility** issue needs to be considered separately from the **importance** issue. (2) Removing the projection head (implemented as MLP) would be detrimental to performance, as it would increase the risk of coupling the result of selecting with weighing, which highlights the role of the projection head in the selection module. (3) WAS outperforms all other selecting strategies, which indicates that a proper selecting strategy can greatly improve performance. (4) Re-weighting after selection is very important. If we remove the re-weighting, the final sum of the teacher weights will not equal 1, which may result in the number of selected teachers having a significant impact on performance. Due to space limitations, some more related experiments on hyperparameter sensitivity and teacher selection are placed in **Appendix F**.

Table 5: Mean and standard deviation of ROC-AUC(%). *Random* means randomly selecting teachers. *All* means selecting all teachers. *Importance-based* means selecting the top-3 important teachers. All of them use learned weights.

	BACE	HIV	Tox21	BBBP
Random	77.2±1.7	76.1±1.2	74.3±0.6	67.2±0.5
All	75.2±1.2	77.8±0.7	73.6±0.9	65.9±0.4
Importance-based	75.4±0.7	73.5±1.2	74.0±0.4	64.4±0.9
WAS w/o MLP	77.4±1.1	75.4±0.9	73.9±0.8	69.6±1.2
WAS w/o re-weighting	65.1±3.7	63.3±2.4	64.1±3.0	60.7±5.1
WAS	80.7±0.5	78.4±1.9	75.4±0.7	70.5±1.0

6 CONCLUSION

With hundreds of graph pre-training tasks proposed, combining the information drawn by multiple pre-training tasks has become a hot research topic. In this paper, we identify two important collaborative processes for this combination operation: *weigh* and *select*; we provide extensive experiments to explain why the collaboration of the two is important, how it differs from the *weighing*-only based methods and why do the two need to be decoupled. Furthermore, we propose a novel decoupled framework WAS that is capable of customizing a selecting & weighing strategy for each downstream instance separately. Extensive experiments on 16 graph datasets show that WAS can not only achieve comparable performance to other leading counterparts by selecting and weighing several simple but classical tasks, but also achieve consistent performance improvements as the task pool expands.

7 ACKNOWLEDGMENTS

This work was supported by National Key R&D Program of China (No. 2022ZD0115100), National Natural Science Foundation of China Project (No. U21A20427), and Project (No. WU2022A009) from the Center of Synthetic Biology and Integrated Bioengineering of Westlake University.

REFERENCES

- Simon Axelrod and Rafael Gomez-Bombarelli. Geom: Energy-annotated molecular conformations for property prediction and molecular generation. *arXiv preprint arXiv:2006.05531*, 2020.
- Carl Doersch and Andrew Zisserman. Multi-task self-supervised visual learning. *2017 IEEE International Conference on Computer Vision (ICCV)*, pp. 2070–2079, 2017.
- Kaitlyn M Gayvert, Neel S Madhukar, and Olivier Elemento. A data-driven approach to predicting successes and failures of clinical trials. *Cell chemical biology*, 23(10):1294–1301, 2016.
- C Lee Giles, Kurt D Bollacker, and Steve Lawrence. Citeseer: An automatic citation indexing system. In *Proceedings of the third ACM conference on Digital libraries*, pp. 89–98, 1998.
- William L Hamilton, Rex Ying, and Jure Leskovec. Inductive representation learning on large graphs. *arXiv preprint arXiv:1706.02216*, 2017.
- Xueting Han, Zhenhuan Huang, Bang An, and Jing Bai. Adaptive transfer learning on graph neural networks. In *Proceedings of the 27th ACM SIGKDD Conference on Knowledge Discovery & Data Mining*, pp. 565–574, 2021.
- Kaveh Hassani and Amir Hosein Khasahmadi. Contrastive multi-view representation learning on graphs. In *International Conference on Machine Learning*, pp. 4116–4126. PMLR, 2020a.
- Kaveh Hassani and Amir Hosein Khasahmadi. Contrastive multi-view representation learning on graphs. In *Proceedings of International Conference on Machine Learning*, pp. 3451–3461. 2020b.
- Yun He, Steven Zheng, Yi Tay, Jai Gupta, Yu Du, Vamsi Aribandi, Zhe Zhao, Yaguang Li, Zhao Chen, Donald Metzler, Heng-Tze Cheng, and Ed H. Chi. HyperPrompt: Prompt-based task-conditioning of transformers. In Kamalika Chaudhuri, Stefanie Jegelka, Le Song, Csaba Szepesvari, Gang Niu, and Sivan Sabato (eds.), *Proceedings of the 39th International Conference on Machine Learning*, volume 162 of *Proceedings of Machine Learning Research*, pp. 8678–8690. PMLR, 17–23 Jul 2022. URL <https://proceedings.mlr.press/v162/he22f.html>.
- Zhenyu Hou, Xiao Liu, Yukuo Cen, Yuxiao Dong, Hongxia Yang, Chunjie Wang, and Jie Tang. Graphmae: Self-supervised masked graph autoencoders. In *Proceedings of the 28th ACM SIGKDD Conference on Knowledge Discovery and Data Mining*, pp. 594–604, 2022.
- Weihua Hu, Bowen Liu, Joseph Gomes, Marinka Zitnik, Percy Liang, Vijay Pande, and Jure Leskovec. Strategies for pre-training graph neural networks. *arXiv preprint arXiv:1905.12265*, 2019.
- Weihua Hu, Matthias Fey, Marinka Zitnik, Yuxiao Dong, Hongyu Ren, Bowen Liu, Michele Catasta, and Jure Leskovec. Open graph benchmark: Datasets for machine learning on graphs. *arXiv preprint arXiv:2005.00687*, 2020a.
- Weihua Hu, Bowen Liu, Joseph Gomes, Marinka Zitnik, Percy Liang, Vijay Pande, and Jure Leskovec. Strategies for pre-training graph neural networks. In *International Conference on Learning Representations*, 2020b. URL <https://openreview.net/forum?id=HJlWWJSFDH>.
- Ziniu Hu, Yuxiao Dong, Kuansan Wang, Kai-Wei Chang, and Yizhou Sun. Gpt-gnn: Generative pre-training of graph neural networks. In *Proceedings of the 26th ACM SIGKDD International Conference on Knowledge Discovery & Data Mining*, pp. 1857–1867, 2020c.
- Po Yao Huang, Frederick Liu, Sz Rung Shiang, Jean Oh, and Chris Dyer. Attention-based multimodal neural machine translation. In *Proceedings of the First Conference on Machine Translation: Volume 2, Shared Task Papers*, 2016a.

- Ruili Huang, Menghang Xia, Dac-Trung Nguyen, Tongan Zhao, Srilatha Sakamuru, Jinghua Zhao, Sampada A Shahane, Anna Rossoshek, and Anton Simeonov. Tox21challenge to build predictive models of nuclear receptor and stress response pathways as mediated by exposure to environmental chemicals and drugs. *Frontiers in Environmental Science*, 3:85, 2016b.
- Wei Jin, Tyler Derr, Haochen Liu, Yiqi Wang, Suhang Wang, Zitao Liu, and Jiliang Tang. Self-supervised learning on graphs: Deep insights and new direction. *arXiv preprint arXiv:2006.10141*, 2020.
- Wei Jin, Xiaorui Liu, Xiangyu Zhao, Yao Ma, Neil Shah, and Jiliang Tang. Automated self-supervised learning for graphs. *arXiv preprint arXiv:2106.05470*, 2021.
- Mingxuan Ju, Tong Zhao, Qianlong Wen, Wenhao Yu, Neil Shah, Yanfang Ye, and Chuxu Zhang. Multi-task self-supervised graph neural networks enable stronger task generalization. *arXiv preprint arXiv:2210.02016*, 2022.
- George Karypis and Vipin Kumar. A fast and high quality multilevel scheme for partitioning irregular graphs. *SIAM Journal on scientific Computing*, 20(1):359–392, 1998.
- Sunghwan Kim, Paul A Thiessen, Evan E Bolton, Jie Chen, Gang Fu, Asta Gindulyte, Lianyi Han, Jane He, Siqian He, Benjamin A Shoemaker, et al. Pubchem substance and compound databases. *Nucleic acids research*, 44(D1):D1202–D1213, 2016.
- Thomas N Kipf and Max Welling. Semi-supervised classification with graph convolutional networks. *arXiv preprint arXiv:1609.02907*, 2016.
- Michael Kuhn, Ivica Letunic, Lars Juhl Jensen, and Peer Bork. The sider database of drugs and side effects. *Nucleic acids research*, 44(D1):D1075–D1079, 2016.
- Sihang Li, Xiang Wang, An Zhang, Xiangnan He, and Tat-Seng Chua. Let invariant rationale discovery inspire graph contrastive learning. In *ICML*, 2022.
- Bo Liu, Xingchao Liu, Xiaojie Jin, Peter Stone, and Qiang Liu. Conflict-averse gradient descent for multi-task learning. *Advances in Neural Information Processing Systems*, 34:18878–18890, 2021a.
- Pengbo Liu, Hailong Cao, and Tiejun Zhao. Gumbel-attention for multi-modal machine translation. *arXiv preprint arXiv:2103.08862*, 2021b.
- Shengchao Liu, Hanchen Wang, Weiyang Liu, Joan Lasenby, Hongyu Guo, and Jian Tang. Pre-training molecular graph representation with 3d geometry. In *International Conference on Learning Representations*, 2022. URL <https://openreview.net/forum?id=xQUelpOKPam>.
- Yixin Liu, Shirui Pan, Ming Jin, Chuan Zhou, Feng Xia, and Philip S Yu. Graph self-supervised learning: A survey. *arXiv preprint arXiv:2103.00111*, 2021c.
- Yi Luo, Aiguo Chen, Ke Yan, and Ling Tian. Distilling self-knowledge from contrastive links to classify graph nodes without passing messages. *arXiv preprint arXiv:2106.08541*, 2021.
- Chris J Maddison, Andriy Mnih, and Yee Whye Teh. The concrete distribution: A continuous relaxation of discrete random variables. *arXiv preprint arXiv:1611.00712*, 2016.
- Ines Filipa Martins, Ana L Teixeira, Luis Pinheiro, and Andre O Falcao. A bayesian approach to in silico blood-brain barrier penetration modeling. *Journal of chemical information and modeling*, 52(6):1686–1697, 2012.
- Andrew Kachites McCallum, Kamal Nigam, Jason Rennie, and Kristie Seymore. Automating the construction of internet portals with machine learning. *Information Retrieval*, 3(2):127–163, 2000.
- Aditya K Menon, Ankit Singh Rawat, Sashank Reddi, Seungyeon Kim, and Sanjiv Kumar. A statistical perspective on distillation. In *International Conference on Machine Learning*, pp. 7632–7642. PMLR, 2021.
- Vinod Nair and Geoffrey E Hinton. Rectified linear units improve restricted boltzmann machines. In *Icml*, 2010.

- Liang Peng, Yujie Mo, Jie Xu, Jialie Shen, Xiaoshuang Shi, Xiaoxiao Li, Heng Tao Shen, and Xiaofeng Zhu. Grlc: Graph representation learning with constraints. *IEEE Transactions on Neural Networks and Learning Systems*, pp. 1–14, 2023. doi: 10.1109/TNNLS.2022.3230979.
- Zhen Peng, Yixiang Dong, Minnan Luo, Xiao-Ming Wu, and Qinghua Zheng. Self-supervised graph representation learning via global context prediction. *arXiv preprint arXiv:2003.01604*, 2020.
- Zhongzheng Ren and Yong Jae Lee. Cross-domain self-supervised multi-task feature learning using synthetic imagery. *2018 IEEE/CVF Conference on Computer Vision and Pattern Recognition*, pp. 762–771, 2017.
- Ann M Richard, Richard S Judson, Keith A Houck, Christopher M Grulke, Patra Volarath, Inthirany Thillainadarajah, Chihae Yang, James Rathman, Matthew T Martin, John F Wambaugh, et al. Toxcast chemical landscape: paving the road to 21st century toxicology. *Chemical research in toxicology*, 29(8):1225–1251, 2016.
- Sebastian G Rohrer and Knut Baumann. Maximum unbiased validation (muv) data sets for virtual screening based on pubchem bioactivity data. *Journal of chemical information and modeling*, 49(2):169–184, 2009.
- Yu Rong, Yatao Bian, Tingyang Xu, Weiyang Xie, Ying Wei, Wenbing Huang, and Junzhou Huang. Self-supervised graph transformer on large-scale molecular data. *Advances in Neural Information Processing Systems*, 33, 2020.
- Prithviraj Sen, Galileo Namata, Mustafa Bilgic, Lise Getoor, Brian Galligher, and Tina Eliassi-Rad. Collective classification in network data. *AI magazine*, 29(3):93–93, 2008.
- Oleksandr Shchur, Maximilian Mumme, Aleksandar Bojchevski, and Stephan Günnemann. Pitfalls of graph neural network evaluation. *arXiv preprint arXiv:1811.05868*, 2018.
- Fan-Yun Sun, Jordan Hoffmann, Vikas Verma, and Jian Tang. Infograph: Unsupervised and semi-supervised graph-level representation learning via mutual information maximization. *arXiv preprint arXiv:1908.01000*, 2019.
- Susheel Suresh, Pan Li, Cong Hao, and Jennifer Neville. Adversarial graph augmentation to improve graph contrastive learning. *NeurIPS*, 2021.
- Shantanu Thakoor, Corentin Tallec, Mohammad Gheshlaghi Azar, Rémi Munos, Petar Veličković, and Michal Valko. Bootstrapped representation learning on graphs. *arXiv preprint arXiv:2102.06514*, 2021.
- Ashish Vaswani, Noam Shazeer, Niki Parmar, Jakob Uszkoreit, Llion Jones, Aidan N Gomez, Łukasz Kaiser, and Illia Polosukhin. Attention is all you need. *Advances in neural information processing systems*, 30, 2017.
- Petar Veličković, Guillem Cucurull, Arantxa Casanova, Adriana Romero, Pietro Lio, and Yoshua Bengio. Graph attention networks. *arXiv preprint arXiv:1710.10903*, 2017.
- Petar Velickovic, William Fedus, William L Hamilton, Pietro Liò, Yoshua Bengio, and R Devon Hjelm. Deep graph infomax. In *ICLR (Poster)*, 2019.
- Sheng Wan, Shirui Pan, Jian Yang, and Chen Gong. Contrastive and generative graph convolutional networks for graph-based semi-supervised learning. *arXiv preprint arXiv:2009.07111*, 2020.
- Zeyuan Wang, Qiang Zhang, HU Shuang-Wei, Haoran Yu, Xurui Jin, Zhichen Gong, and Huajun Chen. Multi-level protein structure pre-training via prompt learning. In *The Eleventh International Conference on Learning Representations*, 2022.
- Lirong Wu, Haitao Lin, Cheng Tan, Zhangyang Gao, and Stan Z Li. Self-supervised learning on graphs: Contrastive, generative, or predictive. *IEEE Transactions on Knowledge and Data Engineering*, 2021.
- Lirong Wu, Yufei Huang, Haitao Lin, Zicheng Liu, Tianyu Fan, and Stan Z. Li. Automated graph self-supervised learning via multi-teacher knowledge distillation. *arXiv preprint arXiv:2210.02099*, 2022a.

- Lirong Wu, Haitao Lin, Yufei Huang, and Stan Z Li. Knowledge distillation improves graph structure augmentation for graph neural networks. *Advances in Neural Information Processing Systems*, 35: 11815–11827, 2022b.
- Lirong Wu, Jun Xia, Zhangyang Gao, Haitao Lin, Cheng Tan, and Stan Z Li. Graphmixup: Improving class-imbalanced node classification by reinforcement mixup and self-supervised context prediction. In *Joint European Conference on Machine Learning and Knowledge Discovery in Databases*, pp. 519–535. Springer, 2022c.
- Lirong Wu, Jun Xia, Haitao Lin, Zhangyang Gao, Zicheng Liu, Guojiang Zhao, and Stan Z Li. Teaching yourself: Graph self-distillation on neighborhood for node classification. *arXiv preprint arXiv:2210.02097*, 2022d.
- Lirong Wu, Haitao Lin, Bozhen Hu, Cheng Tan, Zhangyang Gao, Zicheng Liu, and Stan Z Li. Beyond homophily and homogeneity assumption: Relation-based frequency adaptive graph neural networks. *IEEE Transactions on Neural Networks and Learning Systems*, 2023a.
- Lirong Wu, Haitao Lin, Yufei Huang, Tianyu Fan, and Stan Z Li. Extracting low-/high-frequency knowledge from graph neural networks and injecting it into mlps: An effective gnn-to-mlp distillation framework. *arXiv preprint arXiv:2305.10758*, 2023b.
- Lirong Wu, Haitao Lin, Yufei Huang, and Stan Z Li. Quantifying the knowledge in gnns for reliable distillation into mlps. *arXiv preprint arXiv:2306.05628*, 2023c.
- Lirong Wu, Haitao Lin, Zihan Liu, Zicheng Liu, Yufei Huang, and Stan Z Li. Homophily-enhanced self-supervision for graph structure learning: Insights and directions. *IEEE Transactions on Neural Networks and Learning Systems*, 2023d.
- Lirong Wu, Cheng Tan, Zihan Liu, Zhangyang Gao, Haitao Lin, and Stan Z Li. Learning to augment graph structure for both homophily and heterophily graphs. In *Joint European Conference on Machine Learning and Knowledge Discovery in Databases*, pp. 3–18. Springer, 2023e.
- Sen Wu, Hongyang R Zhang, and Christopher Ré. Understanding and improving information transfer in multi-task learning. *arXiv preprint arXiv:2005.00944*, 2020.
- Zhenqin Wu, Bharath Ramsundar, Evan N Feinberg, Joseph Gomes, Caleb Geniesse, Aneesh S Pappu, Karl Leswing, and Vijay Pande. Moleculenet: a benchmark for molecular machine learning. *Chemical science*, 9(2):513–530, 2018.
- Jun Xia, Lirong Wu, Jintao Chen, Bozhen Hu, and Stan Z Li. Simgrace: A simple framework for graph contrastive learning without data augmentation. In *Proceedings of the ACM Web Conference 2022*, pp. 1070–1079, 2022.
- Yaochen Xie, Zhao Xu, Zhengyang Wang, and Shuiwang Ji. Self-supervised learning of graph neural networks: A unified review. *arXiv preprint arXiv:2102.10757*, 2021.
- Keyulu Xu, Weihua Hu, Jure Leskovec, and Stefanie Jegelka. How powerful are graph neural networks? *arXiv preprint arXiv:1810.00826*, 2018.
- Minghao Xu, Hang Wang, Bingbing Ni, Hongyu Guo, and Jian Tang. Self-supervised graph-level representation learning with local and global structure. In *International Conference on Machine Learning*, pp. 11548–11558. PMLR, 2021.
- Zhilin Yang, William Cohen, and Ruslan Salakhudinov. Revisiting semi-supervised learning with graph embeddings. In *International conference on machine learning*, pp. 40–48. PMLR, 2016.
- Yuning You, Tianlong Chen, Yongduo Sui, Ting Chen, Zhangyang Wang, and Yang Shen. Graph contrastive learning with augmentations. In H. Larochelle, M. Ranzato, R. Hadsell, M. F. Balcan, and H. Lin (eds.), *Advances in Neural Information Processing Systems*, volume 33, pp. 5812–5823. Curran Associates, Inc., 2020a. URL <https://proceedings.neurips.cc/paper/2020/file/3fe230348e9a12c13120749e3f9fa4cd-Paper.pdf>.

- Yuning You, Tianlong Chen, Zhangyang Wang, and Yang Shen. When does self-supervision help graph convolutional networks? In *International Conference on Machine Learning*, pp. 10871–10880. PMLR, 2020b.
- Yuning You, Tianlong Chen, Yang Shen, and Zhangyang Wang. Graph contrastive learning automated. In *International Conference on Machine Learning*, pp. 12121–12132. PMLR, 2021.
- Tianhe Yu, Saurabh Kumar, Abhishek Gupta, Sergey Levine, Karol Hausman, and Chelsea Finn. Gradient surgery for multi-task learning. *Advances in Neural Information Processing Systems*, 33: 5824–5836, 2020.
- Daniel Zaharevitz. Aids antiviral screen data, 2015.
- Amir R Zamir, Alexander Sax, William Shen, Leonidas J Guibas, Jitendra Malik, and Silvio Savarese. Taskonomy: Disentangling task transfer learning. In *Proceedings of the IEEE conference on computer vision and pattern recognition*, pp. 3712–3722, 2018.
- Hanlin Zhang, Shuai Lin, Weiyang Liu, Pan Zhou, Jian Tang, Xiaodan Liang, and Eric P Xing. Iterative graph self-distillation. *arXiv preprint arXiv:2010.12609*, 2020.
- Shichang Zhang, Yozen Liu, Yizhou Sun, and Neil Shah. Graph-less neural networks: Teaching old mlps new tricks via distillation. *arXiv preprint arXiv:2110.08727*, 2021.
- Beier Zhu, Yulei Niu, Yucheng Han, Yue Wu, and Hanwang Zhang. Prompt-aligned gradient for prompt tuning. In *Proceedings of the IEEE/CVF International Conference on Computer Vision (ICCV)*, pp. 15659–15669, October 2023.
- Yanqiao Zhu, Yichen Xu, Feng Yu, Qiang Liu, Shu Wu, and Liang Wang. Deep Graph Contrastive Representation Learning. In *ICML Workshop on Graph Representation Learning and Beyond*, 2020a. URL <http://arxiv.org/abs/2006.04131>.
- Yanqiao Zhu, Yichen Xu, Feng Yu, Qiang Liu, Shu Wu, and Liang Wang. Deep graph contrastive representation learning. *arXiv preprint arXiv:2006.04131*, 2020b.
- Yanqiao Zhu, Yichen Xu, Feng Yu, Qiang Liu, Shu Wu, and Liang Wang. Graph contrastive learning with adaptive augmentation. *arXiv preprint arXiv:2010.14945*, 2020c.
- Daniel Zügner and Stephan Günnemann. Adversarial attacks on graph neural networks via meta learning. *arXiv preprint arXiv:1902.08412*, 2019.

Appendix

A. DETAILS ON PRE-TRAINING TASKS

Here, we provide a high-level comparison among existing graph pre-training tasks in Table. A1.

Generative tasks: The generative tasks focus on the intra-data information embedded in the graph and aim to reconstruct the important structures or features for each graph. By doing so, it learns a better representation that encodes the key components of the data.

Contrastive tasks: The contrastive tasks handle inter-data information by first applying transformations to construct different views for each graph. Each view contains information at a different granularity. The training objective is to align the representations of views from the same data (positive pairs) and pull apart the representations of views from different data (negative pairs).

Predictive tasks: The predictive methods generally self-generate labels by some simple statistical analysis or expert knowledge and then perform prediction-style tasks based on self-generated labels.

Table A1: Comparison between existing pre-training tasks.

Pre-training Tasks	Generative	Contrastive	Predictive
EdgePred (Hamilton et al., 2017)	✓	-	-
AttrMask (Hu et al., 2019)	✓	-	-
GPT-GNN (Hu et al., 2020c)	✓	-	-
GraphMVP-G (Liu et al., 2022)	✓	-	-
DGI (Velickovic et al., 2019)	-	✓	-
InfoGraph (Sun et al., 2019)	-	✓	-
ContextPred (Hu et al., 2019)	-	✓	-
G-Contextual (Rong et al., 2020)	-	✓	-
GraphCL (You et al., 2020a)	-	✓	-
GraphLoG (Xu et al., 2021)	-	✓	-
AD-GCL (Suresh et al., 2021)	-	✓	-
JOAO (You et al., 2021)	-	✓	-
SimGRACE (Xia et al., 2022)	-	✓	-
R-GCL (Li et al., 2022)	-	✓	-
GraphMVP-C (Liu et al., 2022)	-	✓	-
GraphMAE (Hou et al., 2022)	-	-	✓
PAIRSIM (Jin et al., 2020)	-	-	✓
PAIRDIS (Peng et al., 2020)	-	-	✓
CLU (You et al., 2020b)	-	-	✓
PAR (You et al., 2020b)	-	-	✓
G-Motif (Rong et al., 2020)	-	-	✓

Baseline. For graph-level classification tasks, we take seven classic graph pre-training tasks to make up our task pool. (1) AttrMask (Hu et al., 2020b), which learns the regularities of node/edge attributes. (2) ContextPred (Hu et al., 2020b), which explores graph structures by predicting the contexts. (3) EdgePred (Hamilton et al., 2017), which predicts the connectivity of node pairs. (4) GPTGNN (Hu et al., 2020c), which introduces an attributed graph generation task to pre-train GNNs. (5) GraphLoG (Xu et al., 2021), which introduces a hierarchical prototype to capture the global semantic clusters. (6) GraphCL (You et al., 2020a), which constructs specific contrastive views of graph data. (7) InfoGraph (Sun et al., 2019), which maximizes the mutual information between the representations of the graph and substructures. For node-level classification tasks, we follow AutoSSL (Jin et al., 2021) to adopt five classic tasks. (1) DGI (Velickovic et al., 2019), which maximizes the mutual information between graph representation and node representation. (2) CLU (You et al., 2020b), which predicts pseudo-labels from K -means clustering on node features. (3) PAR (You et al., 2020b), which predicts pseudo-labels from Metis graph partition (Karypis & Kumar, 1998). (4) PAIRSIM (Jin et al., 2020), which predicts pairwise feature similarity between nodes. (5) PAIRDIS (Peng et al., 2020), which predicts the shortest path length between nodes.

B. PSEUDO CODE

The pseudo-code of WAS is summarized in Algorithm 1 (node-level) and Algorithm 2 (graph-level).

Algorithm 1 Algorithm of the WAS framework for node-level tasks

Input: K Pre-training Tasks T_1, T_2, \dots, T_K , Graph $\mathcal{G} = (\mathbf{A}, \mathbf{X})$ with N nodes, and Number of Epochs: $Iteration$.
Output: GNN Encoder $h_\theta(\cdot)$ and Projection Head $g_\omega(\cdot)$.
 Use K pre-training tasks to pre-train GNN encoder to get teacher models' parameters $\{\theta_k^*, \omega_k^*\}_{k=1}^K$.
for $iter = 1, 2, \dots, Iteration$ **do**
 for $i = 1, 2, \dots, N$ **do**
 Save the output $\{\mathcal{P}(k, i) = g_{\omega_k^*}(h_{\theta_k^*}(\mathbf{x}_i))\}_{k=1}^K$ on \mathcal{G} from the pre-trained teachers and then freeze them.
 Input $\mathcal{P}(k, i)$ into Weighing and Selecting module to obtain the weights $\lambda_{init}(k, i)$ and selecting results $\kappa(k, i)$ of each teacher.
 Weigh those selected teachers with weights $\lambda(k, i) = \frac{\kappa(k, i) \exp(\lambda_{init}(k, i))}{\sum_{k=1}^K \kappa(k, i) \exp(\lambda_{init}(k, i))}$.
 Integrate the knowledge of different teachers by $\mathcal{P}^T(\mathbf{x}_i) = \sum_{k=1}^K \kappa(k, i) \lambda(k, i) \mathcal{P}(k, i)$.
 Distill the integrated knowledge to the student model by Eq. (5).
 end for
end for
Return: Student's Encoder $h_\theta(\cdot)$ and Prediction Head $g_\omega(\cdot)$.

Algorithm 2 Algorithm of the WAS framework for graph-level tasks

Input: K Pre-training Tasks T_1, T_2, \dots, T_K , a set of graph $\mathcal{G} = \{\mathcal{G}_1, \mathcal{G}_2, \dots, \mathcal{G}_M\}$, and Number of Epochs: $Iteration$.
Output: GNN Encoder $h_\theta(\cdot)$ and Projection Head $g_\omega(\cdot)$.
 Use K pre-training tasks to pre-train GNN encoder to get teacher models' parameters $\{\theta_k^*, \omega_k^*\}_{k=1}^K$.
for $iter = 1, 2, \dots, Iteration$ **do**
 for $i = 1, 2, \dots, M$ **do**
 Save the output $\{\mathcal{P}(k, i) = g_{\omega_k^*}(h_{\theta_k^*}(\mathcal{G}_i))\}_{k=1}^K$ from the pre-trained teachers and then freeze them.
 Input $\mathcal{P}(k, i)$ into Weighing and Selecting module to obtain the weights $\lambda_{init}(k, i)$ and selecting results $\kappa(k, i)$ of each teacher.
 Weigh those selected teachers with weights $\lambda(k, i) = \frac{\kappa(k, i) \exp(\lambda_{init}(k, i))}{\sum_{k=1}^K \kappa(k, i) \exp(\lambda_{init}(k, i))}$.
 Integrate the knowledge of different teachers by $\mathcal{P}^T(\mathcal{G}_i) = \sum_{k=1}^K \kappa(k, i) \lambda(k, i) \mathcal{P}(k, i)$.
 Distill the integrated knowledge to the student model by Eq. (5).
 end for
end for
Return: Student's Encoder $h_\theta(\cdot)$ and Prediction Head $g_\omega(\cdot)$.

C. COMPLEXITY ANALYSIS

(1) **[Few additional parameters]** Despite the additional parameters introduced, WAS achieves a similar computational efficiency as previous works, because the training with multiple tasks is more hard to optimize than the training with one single task. The two processes, weigh and select, actually use only $2KT(C + 1) + T^2$ more parameters (T is teacher numbers, K is the dimension of the label distribution, and C is the dimension of latent space), which is acceptable, as T is usually small.

(2) **[Few additional memory]** Since we adopt a multi-teacher architecture, we can not only train multiple teachers in parallel, but also save only their outputs instead of the full model parameters.

(3) **[Few additional time consumption]** In Table. A2, we demonstrate the training time (in the pre-training and fine-tuning setting) of a single method (Clu and DGI) and WAS (train in parallel) here. Specifically, to illustrate that the two processes, weigh and select, will not cause an unacceptable time consumption, we additionally compare the case without them.

(4) **[Few additional Time complexity]** The time complexity of WAS is based on: 1. Training teachers: $O(T(\|A\|F + NdF))$, N is the number of instances, $\|A\|$ is the number of non-zero values in the adjacency matrix, and d and F are the dimensions of input and hidden spaces. 2. Knowledge

integrating: $O((N + 1)FT)$. The overall complexity is still determined by the first term. Moreover, we can reduce the complexity of training teachers to $O(\|A\|F + NdF)$ by parallel training.

Table A2: Training time of a single method (Clu and DGI) and WAS (train in parallel).

	Cora	Citeseer	Pumbed	Photo
Clu	6.75s	9.57s	28.39s	11.95s
DGI	9.18s	9.26s	26.23s	12.06s
WAS (w/o select&weigh)	11.73s	12.19s	32.17s	15.79s
WAS (w/o select)	12.04s	12.61s	32.82s	16.23s
WAS	12.97s	12.76s	34.07s	16.78s

D. DATASET STATISTICS

In this section, we summarize 16 datasets used in this paper.

Dataset about Pharmacology: The Blood-Brain Barrier Penetration (BBBP) (Martins et al., 2012) dataset measures the penetration properties of a molecule into the central nervous system. The Side Effect Resource (SIDER) (Kuhn et al., 2016) dataset represents the adverse drug reactions. Tox21 (Huang et al., 2016b), ToxCast (Richard et al., 2016), and ClinTox (Gayvert et al., 2016) are related to the toxicity of molecular compounds.

Dataset about Biophysics: Maximum Unbiased Validation (MUV) (Rohrer & Baumann, 2009) using refined nearest neighbor analysis to construct based on PubChem (Kim et al., 2016). HIV (Zaharevitz, 2015) aims at predicting inhibit HIV replication. BACE, which is gathered in MoleculeNet (Wu et al., 2018), measures the binding results for inhibitors of β -secretase 1. Following the setting of (Liu et al., 2022), we use scaffold splitting to split datasets into train/val/test sets by ratios of 0.7/0.2/0.1.

Table A3: Statistical information of the graph-level datasets.

Dataset	BACE	BBBP	ClinTox	Sider	Tox21	ToxCast	MUV	HIV
# Tasks	1	1	2	27	12	617	17	1
# Molecules	1,513	2,039	1,478	1,427	7,831	8,576	93,087	41,127

Dataset about Citation network: Cora (Sen et al., 2008), Citeseer (Giles et al., 1998), ogbn-arxiv (Hu et al., 2020a) and Pubmed (McCallum et al., 2000) consists of papers from different fields and each node is a scientific paper.

Dataset about Co-authorship network: Coauthor-CS (CS) and Coauthor-Physics (Physics) (Shchur et al., 2018) are Co-authorship network datasets consisting of undirected graphs, where nodes represent authors and are connected by edges if they are co-authors. Different authors have different research areas.

Dataset about Co-purchase network: Amazon-Photo (Photo) and Amazon-Computers (Computers) (Shchur et al., 2018) are datasets consisting of an undirected graph, where the nodes represent goods and the edges represent two goods that are often purchased at the same time. When we evaluate the performance of node classification, we need to use the training and testing data. For Cora, Citeseer, and Pubmed, we follow the data splitting strategy in (Kipf & Welling, 2016). For CS, Physics, Photo, and Computers, we follow (Zhang et al., 2021; Luo et al., 2021) to randomly split the data into train/val/test sets, and each random seed corresponds to a different splitting. For ogbn-arxiv, we use the public data splits provided by the authors (Hu et al., 2020a).

E. DETAILS ON EXPERIMENTAL SETUP

Experimental settings. For graph-level tasks, we follow the setting of GraphMVP (Liu et al., 2022). We pre-trained all methods on the same dataset based on GEOM (Axelrod & Gomez-Bombarelli, 2020) using the GIN (Xu et al., 2018) as the backbone model, and then we fine-tune them on 8

Table A4: Statistical information of the node-level datasets.

Dataset	Cora	Citeseer	Pubmed	Photo	CS	Physics	Computers	ogbn-arxiv
# Nodes	2,708	3,327	19,717	7,650	18,333	34,493	13,752	169,343
# Edges	5,278	4,614	44,324	119,081	81,894	247,962	245,861	1,166,243
# Features	1,433	3,703	500	745	6,805	8,415	767	128
# Classes	7	6	3	8	15	5	10	40

classical molecular property prediction datasets. For a fair comparison, the model with the highest validation accuracy is selected for testing. For node-level tasks, we follow the settings in AGSSL (Wu et al., 2022a) exactly (search space of hyperparameter, model architecture, experiment setting, etc.) for a fair comparison. For pre-training, we pre-train the GNN encoder (using GCN (Kipf & Welling, 2016)) with pre-training tasks and for fine-tuning, we use the pre-trained GNN encoder with a projection head under the supervision of a specific downstream task. We conduct our experiments on NVIDIA Tesla V100 GPU and we use Intel(R) Xeon(R) Gold 6240R @ 2.40GHz CPU.

Hyperparameter Settings. The following hyperparameters are set the same for all molecular datasets: Adam optimizer with weight decay $w = 0$; Epoch $E = 250$ ($E = 500$ for ClinTox and Toxcast). The other hyperparameters settings (including loss weight α , temperature τ , momentum rate m , and learning rate lr) are included in Table. A5. The following hyperparameters are set the same for node classification tasks: Adam optimizer with weight decay $w = 5e - 4$; Epoch $E = 500$. The other hyperparameter settings (including hidden dimension F) are included in Table. A6.

Table A5: Hyperparameters of graph-level tasks.

	BACE	BBBP	ClinTox	SIDER	Tox21	Toxcast	MUV	HIV
α	3.6	3.3	0.4	4.2	4.1	2.7	1.6	4.2
τ	3.5	1.1	4.9	1.3	1.6	1.5	1.5	1.5
m	0.9	0.9	0.9	0.5	0.1	0.5	0.5	0.3
lr	0.01	0.01	0.001	0.01	0.01	0.001	0.01	0.01

Table A6: Hyperparameters of node-level tasks.

	Cora	Citeseer	Pubmed	CS	Physics	Photo	Computers	ogbn-arxiv
F	128	256	512	64	256	64	128	512
α	1	20	10	5	10	0.5	0.1	1
τ	1.2	1	1	1	1.5	1.2	2	1.2
m	0.3	0.5	0.5	0.3	0.5	0.7	0.7	0.7
lr	0.01	0.01	0.01	0.01	0.01	0.01	0.01	0.001

F. MORE RELATED EXPERIMENTS

EVALUATION ON HYPERPARAMETER SENSITIVITY

The hyperparameter sensitivity on the loss weight α is provided in Fig. A1, from which we can make two observations that (1) As the loss weight α increases, the model performance first improves and then decreases, which suggests that knowledge transferring helps to improve performance, but too large an α can cause the loss directly associated with the downstream task to be masked, causing performance degradation. (2) Larger α leads to smaller variance, probably because combining the knowledge of multiple pre-training tasks can effectively improve the stability of the student model.

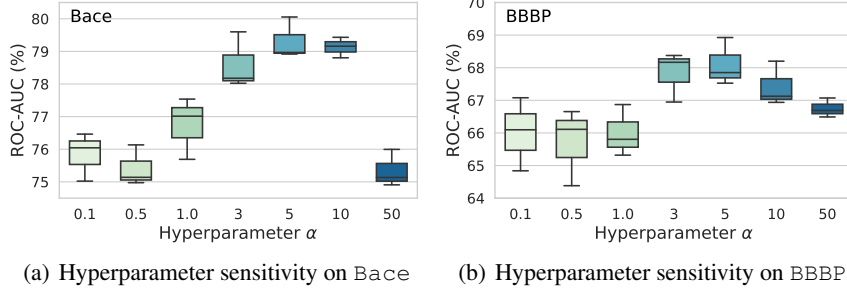


Figure A1: Hyperparameter sensitivity analysis on the loss weight α .

EVALUATION ON TEACHER SELECTION

In Table. A7, we count the average number of selected teachers, and then count the ratio of selecting Top-1/Top-[number] important teacher. From the results reported in Table. A7, we can draw the following conclusions: (1) teachers with the highest weights have a higher probability of being selected, and (2) the selection module does not necessarily always select the higher-weight teachers.

Table A7: Average number of teachers being selected, and the ratios of Top-1/Top-[number] important teachers. The selection module does not necessarily always select the higher-importance teachers.

	Cora	Citeseer	BACE	BBBP
average number of selected teachers	2.7	3.9	2.9	3.1
ratios of selecting Top-1 important teacher (%)	0.63	0.71	0.68	0.55
ratios of selecting Top-[number] important teacher (%)	0.26	0.34	0.41	0.10