

Attribute Structuring Improves LLM-Based Evaluation of Clinical Text Summaries

Zelalem Gero, Chandan Singh, Yiqing Xie, Sheng Zhang,
Tristan Naumann, Jianfeng Gao, Hoifung Poon

Microsoft Research

Abstract

Summarizing clinical text is crucial in health decision-support and clinical research. Large language models (LLMs) have shown the potential to generate accurate clinical text summaries, but still struggle with issues regarding grounding and evaluation, especially in safety-critical domains such as health. Holistically evaluating text summaries is challenging because they may contain unsubstantiated information. Here, we explore a general mitigation framework using Attribute Structuring (AS), which structures the summary evaluation process. It decomposes the evaluation process into a grounded procedure that uses an LLM for relatively simple structuring and scoring tasks, rather than the full task of holistic summary evaluation. Experiments show that AS consistently improves the correspondence between human annotations and automated metrics in clinical text summarization. Additionally, AS yields interpretations in the form of a short text span corresponding to each output, which enables efficient human auditing, paving the way towards trustworthy evaluation of clinical information in resource-constrained scenarios. We release our code, prompts, and an open-source benchmark at <https://github.com/microsoft/attribute-structuring/>.

1 Introduction

Automatic medical text summarization has emerged as a critical task for real-world impact in natural-language processing, amidst widespread physician fatigue and burnout. Meanwhile, pre-trained large language models (LLMs) have shown impressive proficiency in a range of complex natural language processing tasks [1–3], including in text summarization [4, 5]. However, evaluating these summarizations is challenging, as they rely on human effort to track different attributes and facts.

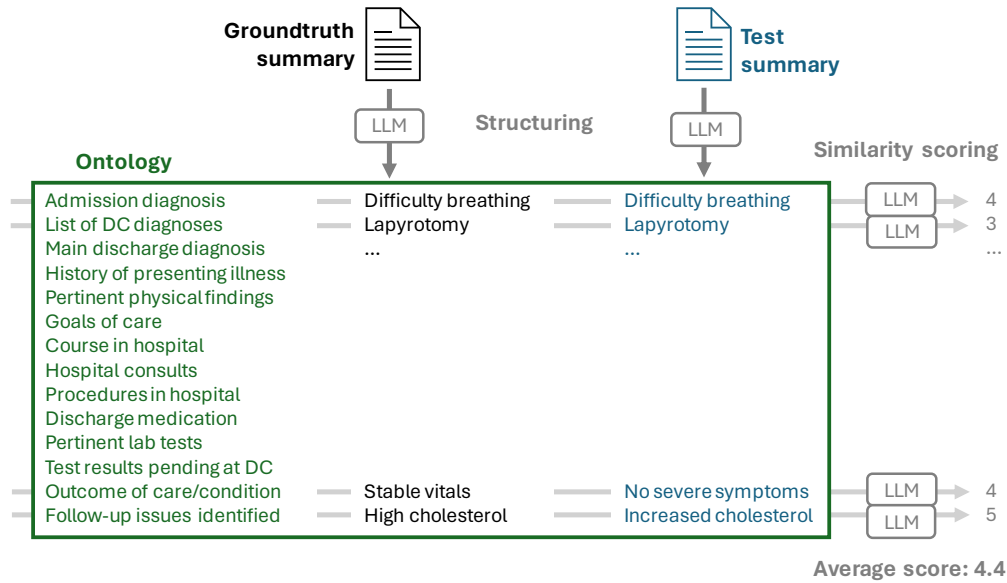
Here, we propose using LLMs for evaluating

medical text summaries, guided by a simple structuring process. LLMs have previously been used to provide practical evaluations in a variety of evaluation settings [6, 7]. However, these evaluations have been imperfect: yielding relatively low correlation with human judgments, showing bias [8, 9], or more generally struggling with long-form nuanced evaluation, as is often the case in summarization [10]. Structuring the scoring process can help to ground the evaluation, and help an LLM decompose a complex evaluation process into simpler, more accurate steps.

We introduce a simple structuring process, which we call Attribute Structuring (AS) (Fig. 1). Given a groundtruth summary and a summary to be evaluated, we leverage an LLM to score a summary through prompting. Rather than directly asking the LLM for a score, we ask it to provide a score for each pair of attributes, one from the groundtruth and another from the summary to be evaluated. We extract 17 attributes derived from a clinical ontology for each summary; the attributes are shown to define the elements of quality in the context of a clinical discharge summary in a large scale study [11]. Unlike previous methods such as FActScore [12], this does not require a reliable knowledge source to verify each attribute, but instead relies on the pre-specified ontology to capture relevant aspects of a summary. DocLens [13], similar to our work, performs a fine-grained evaluation of medical text using various generation models and show that such scoring has higher agreement with the judgements of medical experts. However, DocLens relies on the model to generate the important attributes rather than a clinical ontology.

We perform experiments on clinical summarization tasks using discharge notes from MIMIC-III [14] and various LLMs, including GPT-4 [3], GPT-3.5 [15], and LLaMA-2 [2]. We find that that Attribute Structuring helps reduce the gap between automated metrics and human annotators.

Figure 1: Overview of Attribute Structuring LLM evaluation for clinical summarization. AS uses a human-given ontology to extract attributes from summaries and then to individually score them.



In addition, AS enables auditing the evaluation for a particular summary, by providing grounding for each attribute, in the form of a short text span in the input.

2 Methods and experimental setup

2.1 Methods: Attribute Structuring

Fig. 1 shows the various steps of the Attribute Structuring (AS) pipeline. The pipeline takes in two summaries: a groundtruth summary and a generated summary (which we are trying to evaluate). Additionally, it uses a set of attributes that are important for the task at hand. These attributes comes from an ontology that utilizes domain knowledge to define the elements of quality, in our case the context of a clinical discharge summary in a large scale study [11], e.g. *Admission diagnosis* or *Goals of care*.

Each step in the pipeline is achieved by prompting an LLM. In the first step, the Attribute Structuring pipeline first extracts text for each attribute in the ontology from both summaries. Then, for each pair of extracted attributes, it generates a similarity score by prompting an LLM to compare them on a scale of 1–5 (all prompts are provided in Appendix A). Finally, an average of these scores is returned as the evaluation score for the generated summary (usually after normalizing to range from 0–100).

In a final (optional) interpretation step, an LLM

can be used to ground the scores for each attribute using text spans in the input. This can be achieved by directly prompting an LLM to find a text span that led to the extracted text for each attribute. This step is made possible by the Attribute Structuring structuring process.

2.2 Experimental setup

Dataset and benchmark We construct a benchmark consisting of discharge summaries for 300 randomly selected MIMIC-III notes [14] and release scripts to process and use this data. To be fair to LLMs with different context lengths, we select MIMIC notes with no more than 4,000 tokens (measured with tiktoken’s p50_base tokenizer¹). As it is derived from MIMIC, this benchmark data should not be used outside of research contexts.

Models We evaluate 6 different LLMs: GPT-4 [3] gpt4-0314, GPT-3.5 [15] gpt-3.5-turbo-0613, both accessed securely through the Azure OpenAI API. We also evaluate LLaMA-2 [7B,70B] [2], Mistral-7B [16], and Mixtral (8x7B) [17]. We evaluate each LLM both for generating summaries and for scoring summaries. We compare methods for scoring with three popular metrics: BERT-Score [18], and ROUGE-1/ROUGE-L [19].

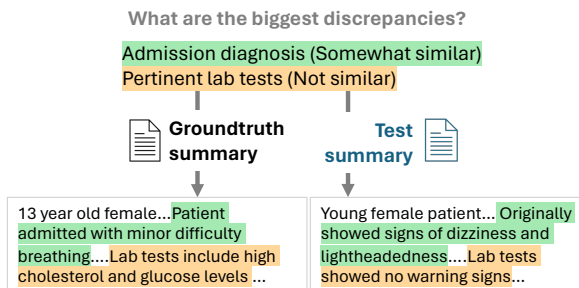
Annotations and metrics On a subset of our benchmark, three blinded human annotators eval-

¹<https://github.com/openai/tiktoken>

Figure 2: Distribution of scores across different attributes. Attribute Structuring enables auditing which aspects of discharge summaries are generally accurate (e.g. *Discharge test*) and which are often inaccurate (e.g. *Hospital consults*).



Figure 3: Example interpretation of document similarity. Scores for each element of the ontology can be analyzed and grounded in quotes from the source summaries for better understanding.



uate the similarities between the extracted text for each attribute. They score 17 attributes for 30 total documents (20 test summaries generated by GPT-4 and 10 test summaries generated by Mixtral), for a total of 510 attribute labels. Each label is scored on a 4-point scale: *Not similar*, *Somewhat similar*, *Very similar*, *Essentially the same*. We evaluate the match between the manually annotated attribute labels and the automated attribute labels using Pearson correlation, Spearman (rank) correlation, and root mean-squared-error (RMSE).

3 Results

Main result: AS improves evaluation quality

Table 1 shows how well different scoring methods match the annotations provided by humans. At-

Table 1: Main result: Attribute Structuring improves the match between automated scoring metrics and human annotators. For all methods, attribute structuring is performed by prompting GPT-4.

	RMSE ↓	Pearson correlation ↑	Spearman correlation ↑
	Default/AS	Default/AS	Default/AS
ROUGE-1	0.17 / 0.17	0.36 / 0.64	0.34 / 0.48
ROUGE-L	0.26 / 0.18	0.35 / 0.59	0.32 / 0.44
BERT-Score	0.48 / 0.18	0.17 / 0.71	0.23 / 0.69
GPT-4	0.18 / 0.07	0.46 / 0.84	0.38 / 0.77

tribute Structuring yields a considerable improvement for all metrics (except for ROUGE-1 when measured with RMSE). Scoring with GPT-4 yields the best match with human annotators. The Pearson correlation coefficient of 0.84 for GPT-4 closely approaches the mean inter-annotator Pearson correlation of 0.90, and the Spearman correlation coefficient of 0.77 similarly nears the mean inter-annotator Spearman correlation of 0.87. The enhanced correlations across all metrics substantiate that attribute-based, fine-grained scoring outperforms holistic methodologies.

Fig. 2 shows how similarities break down across attributes for different attributes / metrics. Some attributes, such as *Discharge test* are more often correctly identified in the test summaries, whereas others, such as *Hospital consults* are rarely correct. Aggregating these attribute evaluations through AS

Table 2: Automatic evaluation scores using different LLMs for generating summaries and for evaluating. The *Benchmark* column uses Mixtral for structuring summaries as well as evaluating them, making it fully reproducible using open source tools. The remaining columns use GPT-4 for structuring and different LLMs for scoring the attributes. The relative rankings of different LLMs generators is preserved across different columns.

		Benchmark	Scorer (with GPT-4 structuring)						
		Mixtral (8x7B)	AVG	LLaMA-2 (7B)	Mistral (7B)	LLaMA-2 (70B)	Mixtral (8x7B)	GPT-3.5	GPT-4
Generator	LLaMA-2 (7B)	36.2	45.97	65.4	47.1	49.0	38.5	40.3	35.5
	Mistral	37.4	46.37	66.1	47.7	49.2	38.7	40.8	35.7
	LLaMA-2 (70B)	38.4	49.70	66.7	50.6	54.3	43.4	43.6	39.6
	Mixtral (8x7B)	39.2	51.30	68.4	52.4	54.9	46.0	44.9	41.2
	GPT-3.5	39.4	52.78	73.1	53.7	56.7	45.9	45.7	41.6
	GPT-4	45.1	56.02	73.8	56.9	61.2	51.2	48.8	44.2

allows for improved evaluation compared to evaluating an entire summary at once.

Summaries from stronger LLMs yield higher AS benchmark scores

We now evaluate how well different LLMs perform under an automatic evaluation using Attribute Structuring. The first column of Table 2 shows the benchmark scores achieved by different models; the benchmark scores rely only on the open-source Mixtral model to perform both structuring and scoring, enabling full reproducibility. GPT-4 achieves the highest score, followed by GPT-3.5 and Mixtral (8x7B).

We additionally evaluate how consistent the benchmark scores are with scores provided using different language models for structuring and scoring. The right section of Table 2 shows evaluation scores when structuring with GPT-4 and scoring with various different LLMs. We find that the absolute scores in different columns vary widely, but the relative ordering of LLM generators is almost perfectly preserved between the benchmark and all other settings (the only exception is that the Mixtral scorer slightly prefers the Mixtral generator to the GPT-3.5 generator).

Analysis: Attribute Structuring facilitates interpretation

Going beyond aggregate interpretations, Fig. 3 shows an example of how similarity can be audited for a single pair of summaries. Unlike posthoc feature importance [20, 21], or intrinsically interpretable models [22, 23], our interpretable grounding comes directly from an LLM, similar to recent works that use LLMs to generate explanations [24, 25] and ground those explanations in evidence [26, 27]. Since AS decomposes similarity into a series of attributes, the attributes can each be audited by directly prompting an LLM (here, GPT-4) to find a text span that serves as evi-

dence for the extracted attribute in each document. Fig. 3 shows text spans for two discrepancies: *Admission diagnosis* and *Pertinent lab tests*, which are only partially retained in the test summary.

4 Discussion

Attribute Structuring constitutes an important step towards safely deploying LLMs in healthcare settings. As LLMs continue to generally improve, their ability to produce and evaluate clinical summaries with AS is likely to improve as well. Going forward, Attribute Structuring can be harnessed in a variety of ways to improve clinical NLP summarization, e.g. for evaluating free-form text such as conversations [28], improving model distillation by helping to filter effective summaries [29, 30], and improving the explainability of the process [31].

Limitations

One limitation of Attribute Structuring is that it incurs a high computational cost as multiple LLM calls are chained together; however, these costs may continue to decrease as models become more efficient [32]. Another limitation is that LLMs (and thereby Attribute Structuring) continue to be sensitive to prompts, increasing the need for methods to make LLMs more amenable to prompting [15, 33, 34] and to make finding strong prompts easier [35–38]. Additionally, AS relies on a human-given ontology for evaluation, but could be made more general by developing methods to automatically define extract and define an ontology for a given domain. While Attribute Structuring helps to improve the automatic evaluation of summaries, there are nevertheless risks present with fully relying on LLMs without human supervision.

References

- [1] Tom Brown, Benjamin Mann, Nick Ryder, Melanie Subbiah, Jared D Kaplan, Prafulla Dhariwal, Arvind Neelakantan, Pranav Shyam, Girish Sastry, Amanda Askell, et al. Language models are few-shot learners. *Advances in neural information processing systems*, 33:1877–1901, 2020.
- [2] Hugo Touvron, Louis Martin, Kevin Stone, Peter Albert, Amjad Almahairi, Yasmine Babaei, Nikolay Bashlykov, Soumya Batra, Prajwal Bhargava, Shruti Bhosale, et al. Llama 2: Open foundation and fine-tuned chat models. *arXiv preprint arXiv:2307.09288*, 2023.
- [3] OpenAI. Gpt-4 technical report. *ArXiv*, 2023. URL <https://arxiv.org/pdf/2303.08774.pdf>.
- [4] Yixin Liu, Alexander R Fabbri, Pengfei Liu, Yilun Zhao, Linyong Nan, Ruilin Han, Simeng Han, Shafiq Joty, Chien-Sheng Wu, Caiming Xiong, et al. Revisiting the gold standard: Grounding summarization evaluation with robust human evaluation. *arXiv preprint arXiv:2212.07981*, 2022.
- [5] Tianyi Zhang, Faisal Ladhak, Esin Durmus, Percy Liang, Kathleen McKeown, and Tatsunori B Hashimoto. Benchmarking large language models for news summarization. *Transactions of the Association for Computational Linguistics*, 12:39–57, 2024.
- [6] Yang Liu, Dan Iter, Yichong Xu, Shuohang Wang, Ruochen Xu, and Chenguang Zhu. Gpteval: Nlg evaluation using gpt-4 with better human alignment. *arXiv preprint arXiv:2303.16634*, 2023.
- [7] Jinlan Fu, See-Kiong Ng, Zhengbao Jiang, and Pengfei Liu. Gptscore: Evaluate as you desire. *arXiv preprint arXiv:2302.04166*, 2023.
- [8] Lianmin Zheng, Wei-Lin Chiang, Ying Sheng, Siyuan Zhuang, Zhanghao Wu, Yonghao Zhuang, Zi Lin, Zhuohan Li, Dacheng Li, Eric Xing, Hao Zhang, Joseph E. Gonzalez, and Ion Stoica. Judging LLM-as-a-judge with MT-bench and chatbot arena. In *Thirty-seventh Conference on Neural Information Processing Systems Datasets and Benchmarks Track*, 2023. URL <https://openreview.net/forum?id=uccHPGD1ao>.
- [9] Lucy Lu Wang, Yulia Otmakhova, Jay DeYoung, Thinh Hung Truong, Bailey E Kuehl, Erin Bransom, and Byron C Wallace. Automated metrics for medical multi-document summarization disagree with human evaluations. *arXiv preprint arXiv:2305.13693*, 2023.
- [10] Ming Zhong, Yang Liu, Da Yin, Yuning Mao, Yizhu Jiao, Pengfei Liu, Chenguang Zhu, Heng Ji, and Jiawei Han. Towards a unified multi-dimensional evaluator for text generation. *arXiv preprint arXiv:2210.07197*, 2022.
- [11] Stavros Savvopoulos, Tara Sampalli, Ruth Harding, Gail Blackmore, Sandra Janes, Kothai Kumanan, Rick Gibson, and Chris MacKnight. Development of a quality scoring tool to assess quality of discharge summaries. *Journal of Family Medicine and Primary Care*, 7(2):394, 2018.
- [12] Sewon Min, Kalpesh Krishna, Xinxi Lyu, Mike Lewis, Wen-tau Yih, Pang Wei Koh, Mohit Iyyer, Luke Zettlemoyer, and Hannaneh Hajishirzi. Factscore: Fine-grained atomic evaluation of factual precision in long form text generation. *arXiv preprint arXiv:2305.14251*, 2023.
- [13] Yiqing Xie, Sheng Zhang, Hao Cheng, Pengfei Liu, Zelalem Gero, Cliff Wong, Tristan Naumann, Hoifung Poon, and Carolyn Rose. Doclens: Multi-aspect fine-grained evaluation for medical text generation, 2024.
- [14] Alistair EW Johnson, Tom J Pollard, Lu Shen, Li-wei H Lehman, Mengling Feng, Mohammad Ghassemi, Benjamin Moody, Peter Szolovits, Leo Anthony Celi, and Roger G Mark. MIMIC-III, a freely accessible critical care database. *Scientific data*, 3(1):1–9, 2016.
- [15] Long Ouyang, Jeffrey Wu, Xu Jiang, Diogo Almeida, Carroll Wainwright, Pamela Mishkin, Chong Zhang, Sandhini Agarwal, Katarina Slama, Alex Ray, et al. Training language models to follow instructions with human feedback. *Advances in Neural Information Processing Systems*, 2022. URL <https://openreview.net/forum?id=TG8KACxEON>.
- [16] Albert Q Jiang, Alexandre Sablayrolles, Arthur Mensch, Chris Bamford, Devendra Singh Chaplot, Diego de las Casas, Florian Bressand, Gianna Lengyel, Guillaume Lample, Lucile Saulnier, et al. Mistral 7b. *arXiv preprint arXiv:2310.06825*, 2023.
- [17] Albert Q Jiang, Alexandre Sablayrolles, Antoine Roux, Arthur Mensch, Blanche Savary, Chris Bamford, Devendra Singh Chaplot, Diego de las Casas, Emma Bou Hanna, Florian Bressand, et al. Mixtral of experts. *arXiv preprint arXiv:2401.04088*, 2024.
- [18] Tianyi Zhang, Varsha Kishore, Felix Wu, Kilian Q Weinberger, and Yoav Artzi. Bertscore: Evaluating text generation with bert. *arXiv preprint arXiv:1904.09675*, 2019.
- [19] Chin-Yew Lin. Rouge: A package for automatic evaluation of summaries. In *Text summarization branches out*, pages 74–81, 2004.
- [20] Scott M Lundberg and Su-In Lee. A unified approach to interpreting model predictions. In *Advances in Neural Information Processing Systems*, pages 4768–4777, 2017.
- [21] Marco Tulio Ribeiro, Sameer Singh, and Carlos Guestrin. Why should i trust you?: Explaining the predictions of any classifier. In *Proceedings of the 22nd ACM SIGKDD International Conference on Knowledge Discovery and Data Mining*, pages 1135–1144. ACM, 2016.
- [22] Cynthia Rudin, Chaofan Chen, Zhi Chen, Haiyang Huang, Lesia Semenova, and Chudi Zhong. Interpretable machine learning: Fundamental principles and 10 grand challenges. *arXiv preprint arXiv:2103.11251*, 2021.
- [23] Chandan Singh, Armin Askari, Rich Caruana, and Jianfeng Gao. Augmenting interpretable models with large language models during training. *Nature Communications*, 14(1):7913, 2023.
- [24] Stephen MacNeil, Andrew Tran, Dan Mogil, Seth Bernstein, Erin Ross, and Ziheng Huang. Generating diverse code explanations using the gpt-3 large language model. In *Proceedings of the 2022 ACM Conference on International Computing Education Research-Volume 2*, pages 37–39, 2022.
- [25] Yanda Chen, Chandan Singh, Xiaodong Liu, Simiao Zuo, Bin Yu, He He, and Jianfeng Gao. Towards consistent natural-language explanations via explanation-consistency finetuning. *arXiv preprint arXiv:2401.13986*, 2024.
- [26] Tianci Xue, Ziqi Wang, Zhenhailong Wang, Chi Han, Pengfei Yu, and Heng Ji. Rcot: Detecting and rectifying factual inconsistency in reasoning by reversing chain-of-thought. *arXiv preprint arXiv:2305.11499*, 2023.
- [27] Zelalem Gero, Chandan Singh, Hao Cheng, Tristan Naumann, Michel Galley, Jianfeng Gao, and Hoifung Poon. Self-verification improves few-shot clinical information extraction. *arXiv preprint arXiv:2306.00024*, 2023.

- [28] Tao Tu, Anil Palepu, Mike Schaekermann, Khaled Saab, Jan Freyberg, Ryutaro Tanno, Amy Wang, Brenna Li, Mohamed Amin, Nenad Tomasev, et al. Towards conversational diagnostic ai. *arXiv preprint arXiv:2401.05654*, 2024.
- [29] Chaoyi Wu, Xiaoman Zhang, Ya Zhang, Yanfeng Wang, and Weidi Xie. Pmc-llama: Further finetuning llama on medical papers. *arXiv preprint arXiv:2304.14454*, 2023.
- [30] Augustin Toma, Patrick R Lawler, Jimmy Ba, Rahul G Krishnan, Barry B Rubin, and Bo Wang. Clinical camel: An open-source expert-level medical language model with dialogue-based knowledge encoding. *arXiv preprint arXiv:2305.12031*, 2023.
- [31] Chandan Singh, Jeevana Priya Inala, Michel Galley, Rich Caruana, and Jianfeng Gao. Rethinking interpretability in the era of large language models. *arXiv preprint arXiv:2402.01761*, 2024.
- [32] Tri Dao, Dan Fu, Stefano Ermon, Atri Rudra, and Christopher Ré. Flashattention: Fast and memory-efficient exact attention with io-awareness. *Advances in Neural Information Processing Systems*, 35:16344–16359, 2022.
- [33] Wenxuan Zhou, Sheng Zhang, Hoifung Poon, and Muhao Chen. Context-faithful prompting for large language models. *arXiv preprint arXiv:2303.11315*, 2023.
- [34] Qingru Zhang, Chandan Singh, Liyuan Liu, Xiaodong Liu, Bin Yu, Jianfeng Gao, and Tuo Zhao. Tell your model where to attend: Post-hoc attention steering for llms. *arXiv preprint arXiv:2311.02262*, 2023.
- [35] Taylor Shin, Yasaman Razeghi, Robert L Logan IV, Eric Wallace, and Sameer Singh. Autoprompt: Eliciting knowledge from language models with automatically generated prompts. *arXiv preprint arXiv:2010.15980*, 2020.
- [36] Chandan Singh, John X Morris, Jyoti Aneja, Alexander M Rush, and Jianfeng Gao. Explaining patterns in data with language models via interpretable autoprompting. *arXiv preprint arXiv:2210.01848*, 2022.
- [37] Benfeng Xu, Quan Wang, Zhendong Mao, Yajuan Lyu, Qiaoqiao She, and Yongdong Zhang. k nn prompting: Beyond-context learning with calibration-free nearest neighbor inference. *arXiv preprint arXiv:2303.13824*, 2023.
- [38] John X Morris, Chandan Singh, Alexander M Rush, Jianfeng Gao, and Yuntian Deng. Tree prompting: efficient task adaptation without fine-tuning. *arXiv preprint arXiv:2310.14034*, 2023.

A Appendix

Here we include the prompts we used to:

- Generate summaries
- Structure to extract attributes ,and
- Score each pair of attributes.
- A prompt to score without structuring as a baseline.

1. Generation prompt:

Prompt = *"You are tasked with generating a high quality clinical discharge summary for the provided input text INPUT_DOC. The summary has to be very relevant to the input document and cover the most important aspects of the input. Follow the following steps:*

Step 1: Generate the most common sections that usually appear in a clinical discharge summary.

Step 2: Not all the sections from Step 1 will have content. See which of those sections have contents from the INPUT_DOC. Remove the sections that don't have information.

Step 3 : Use the following concepts to generate appropriate content. These are not Sections. Concepts: patient information and service type, diagnosis given at the time of admission, brief summary of initial presentation and diagnostic evaluation, pertinent physical findings relevant to diagnoses, goals of care; level of treatment,code status(e.g. curative,life-prolonging palliative, and symptomatic palliative), course in hospital; synoptic,problem-based description of sequential events and respective evaluations, treatments, and prognoses, hospital consults; description of specialty and/or allied health consults, procedures in hospital; a list of procedures with key findings and date, principal discharge diagnosis or main reason for admission and all additional pertinent diagnoses where applicable, discharge medications with specific description of new, altered, and discontinued medications and rationale for changes, lab tests and investigative results, tests ordered during the hospitalization that are pending at the time of discharge, outcome of care/condition at discharge; sense of the patient health status at discharge includes functional status, and cognitive status, outstanding issues for follow-up and recommendations to a recipient health-care provider during discharge, appointments after discharge including person responsible for

scheduling, care provider, discharge instructions; list of information/education provided to the patient during discharge, main author of the discharge summary or attending clinician.

Step 4: Put the generated content in a coherent order. Format in such a way that the discharge summary has an excellent coherence, fluency, and consistency. Remember to use the sections you generated in Step 1, don't make the concepts in Step 2 as a section, they are just suggestive concepts not sections.

Step 5: Remove sections with no information. Dont put 'not specified' or 'not mentioned' or 'none specified' in a section. Just remove everything for that section including the section header.

Step 5: Return the final discharge summary with all the remaining sections that have contents. Remember to remove sections with no information. Context : "

2. Structuring prompt:

We use ResponseSchema from langchain to inform the model what each attribute description is.

ad_diag_schema = ResponseSchema(name = 'ad_diag', description='preliminary or working diagnosis given at the time of admission')

dc_diag_schema = ResponseSchema(name = 'dc_diag', description='the list of principal discharge diagnosis or main reason for admission and all additional pertinent diagnoses where applicable')

main_diag_schema = ResponseSchema(name = 'main_diag', description='diagnosis mostly accountable for the largest portion of the patient's stay, responsible for the greatest part of the length of stay')

history_schema = ResponseSchema(name = 'history', description='a brief summary of initial presentation and diagnostic evaluation')

physical_schema = ResponseSchema(name = 'physical', description='pertinent physical findings relevant to diagnoses')

goals_schema =ResponseSchema(name = 'goals', description='goals of care; level of treatment,code status(e.g. curative,life-prolonging palliative, and symptomatic palliative)')

course_schema = ResponseSchema(name = 'course', description='course in hospital; synoptic, problem-based description of sequential events and respective evaluations, treatments, and prognoses')

consults_schema = ResponseSchema(name = 'consults', description='hospital consults; description of specialty and/or allied health consults')

procedures_schema = ResponseSchema(name = 'procedures', description='procedures in hospital; a list of procedures with key findings and date')

ds_med_schema = ResponseSchema(name = 'ds_med', description='a list of all discharge medications with specific description of new, altered, and discontinued medications and rationale for changes')

lab_schema = ResponseSchema(name = 'lab', description='pertinent lab tests and investigative results')

ds_test_schema = ResponseSchema(name = 'ds_test', description='tests ordered during the hospitalization that are pending at the time of discharge')

ds_status_schema = ResponseSchema(name = 'ds_status', description='outcome of care/condition at discharge; sense of the patient health status at discharge includes functional status, and cognitive status')

followup_schema = ResponseSchema(name = 'followup', description='outstanding issues for follow-up and recommendations to a recipient health-care provider during discharge')

appt_schema = ResponseSchema(name = 'appt', description='appointments after discharge including person responsible for scheduling, care provider')

instruct_schema = ResponseSchema(name = 'instruct', description='discharge instructions; list of information/education provided to the patient during discharge')

author_schema = ResponseSchema(name = 'author', description='main author of the discharge summary or attending clinician')

prompt = "You are an expert in information extraction and structuring from clinical notes. Given a clinical note, create a structured output. For a given variable, if you can not determine/find a value, return NONE. Dont add any extra text, just the structured value. Here is the note: INPUT_DOC.format_instructions "

3. Structured attribute Scoring Prompt:

prompt = "You will be given a python dictionary containing a clinical variable as a key and a list containing two values for the variable as values.

Your task is to rate how similar the values are given the variable. Compare value1 and value2 for semantic similarity (similarity in meaning) given the variable and the criteria below. Two values can be very similar in meaning even if they are phrased differently. Also remember that this is a clinical document, take that into account. When scoring the similarity between two clinical terminologies, assign a value from 1 to 4, where 1 signifies a lack of similarity and 4 indicates identical meanings. Consider the context, clinical relevance, and semantic alignment between the terminologies. If the terminologies convey vastly different meanings, assign a score of 1. A score of 2 is appropriate for terminologies that, while related, represent different concepts or emphasize distinct elements. A score of 3 should be used for terminologies with substantial semantic overlaps but minor differences. Finally, if the terminologies are semantically equivalent and interchangeable, warranting no clinical distinction, assign a score of 4. Ensure that the assessment reflects the degrees of similarity in meaning, irrespective of syntactical differences, context, or minor variances in expression.

Please make sure you read and understand these instructions carefully. Return the similarity score. Return only the score, don't include any other extra text. "

4. Document scoring without structuring prompt

prompt = """"You will be given two clinical discharge summaries, summary1 and summary2.

Your task is to rate how similar the two summaries are from 1-10. 1 is not similar while 10 is essentially identical. Focus on the following important clinical variables when performing the comparison: How similar is the diagnosis, how similar are the goals, how similar is hospital course and history, how similar are the medications administered, how similar are the physical condition

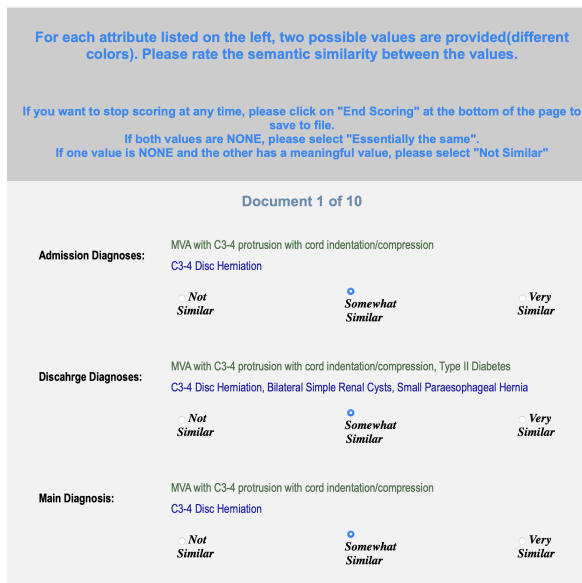


Figure A1: Annotation interface screenshot.

diagnoses, how similar are the followup consults and procedures, how similar are the lab tests performed, how similar are the patients discharge status, is the follow-up instructions similar, are there any similar appointments, and instructions only return the score, dont add any extra text Here are the inputs discharge summaries: summary1: [value1] summary2: [value2]. ""

A.1 Prompts given to human annotators

Fig. A1 shows a sample interface given to human annotators. Human annotators were presented values for attributes through a web interface along with the prompt “For each attribute listed on the left, two possible values are provided (different colors). Please rate the semantic similarity between the values.”. Annotators are three machine learning researchers that are authors of the current study.