

# Information Flow Routes: Automatically Interpreting Language Models at Scale

Javier Ferrando\*<sup>1</sup> Elena Voita<sup>2</sup>

## Abstract

Information flows by routes inside the network via mechanisms implemented in the model. These routes can be represented as graphs where nodes correspond to token representations and edges to computations. We automatically build these graphs in a top-down manner, for each prediction leaving only the most important nodes and edges. In contrast to the existing workflows relying on activation patching, we do this through attribution: this allows us to efficiently uncover existing circuits with just a single forward pass. Unlike with patching, we do not need a human to carefully design prediction templates, and we can extract information flow routes for any prediction (not just the ones among the allowed templates). As a result, we can analyze model behavior in general, for specific types of predictions, or different domains. We experiment with Llama 2 and show that the role of some attention heads is overall important, e.g. previous token heads and sub-word merging heads. Next, we find similarities in Llama 2 behavior when handling tokens of the same part of speech. Finally, we show that some model components can be specialized on domains such as coding or multilingual texts.<sup>1</sup>

## 1. Introduction

Current state-of-the-art LMs are built on top of the Transformer architecture (Vaswani et al., 2017; Brown et al., 2020; Zhang et al., 2022; Chowdhery et al., 2022; Touvron et al., 2023a;b). Inside the model, each representation evolves from the current input token embedding to the final rep-

<sup>1</sup>Universitat Politècnica de Catalunya <sup>2</sup>FAIR at Meta AI. Correspondence to: Javier Ferrando <javier.ferrando.monsonis@upc.edu>.

<sup>1</sup>The proposed method is implemented in: <https://github.com/facebookresearch/llm-transparency-tool>.

\*Work done during an internship at Meta AI.

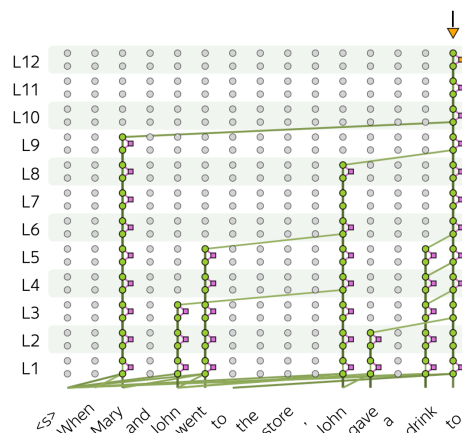


Figure 1. The important information flow routes for a token (Mary) prediction. GPT2-Small,  $\tau = 0.04$ .

resentation used to predict the next token. This evolution happens through additive updates coming from attention and feed-forward blocks. The resulting stack of same-token representations is usually referred to as “residual stream” (Elhage et al., 2021), and the overall computation inside the model can be viewed as a sequence of residual streams connected through layer blocks. Formally, we can see it as a graph where nodes correspond to token representations and edges to operations inside the model (attention heads, feed-forward layers, etc.).

While during a forward pass all the edges are present, computations important for each prediction are likely to form a small portion of the original graph (Voita et al., 2019; Wang et al., 2023; Hanna et al., 2023, among others). We extract this important subgraph in a top-down manner by tracing information back through the network and, at each step, leaving only edges that were relevant (Figure 1). To understand which edges are important, we rely on an attribution method (Ferrando et al., 2022) and refuse from activation patching<sup>2</sup>, typical for the existing mechanistic interpretability workflows (Wang et al., 2023; Hanna et al., 2023; Conmy et al., 2023; Stolfo et al., 2023). Firstly, patching requires human efforts to create templates and contrastive examples,

<sup>2</sup>Originally introduced by Vig et al. (2020) to analyze LMs through the lens of causal mediation analysis.

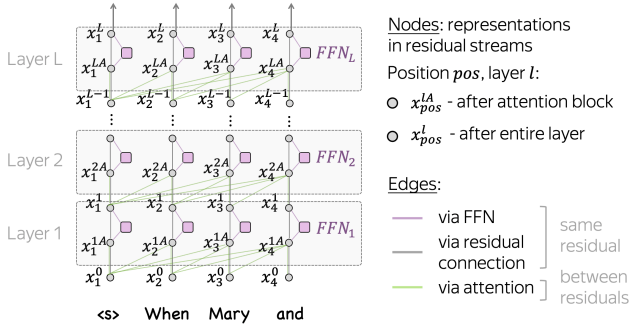


Figure 2. Full information flow graph.

thus is only applicable to a few pre-defined templates. Secondly, explaining a single prediction demands a substantial number of interventions (patches). Given that each intervention needs a forward pass, studying large models becomes increasingly impractical. In contrast, our method is about 100 times faster.

In the experiments, we first show that our information flow routes rely on the same task-specific attention heads found in patching circuits (Wang et al., 2023; Hanna et al., 2023). However, our method is more versatile and informative than patching: it can evaluate the importance of model components both (i) overall for a prediction, and (ii) compared to a contrastive example (i.e., patching setting). What is more, we argue that patching is fragile: its results can vary depending on the choice of the contrastive template (i.e., human preference).

Next, we come to the settings unreachable to patching, i.e. the broad set of predictions and general importance. We experiment with Llama 2 and show that some attention head functions are overall important, e.g. previous token heads and subword merging heads. Next, we find that information inside Llama 2 flows similarly when handling tokens of the same part of speech. Finally, we show that some model components are specialized on domains such as coding or multilingual texts: they are active for these domains and not active otherwise.

Overall, our contributions are as follows:

- we propose to explain predictions of transformer LMs via information flow routes;
- compared to patching circuits, our method is (i) applicable to any prediction, (ii) more informative, and (iii) around 100 times faster;
- we analyze the information flow of Llama 2 and find model components that are (i) generally important, and (ii) specific to domains.

Algorithm 1: Extracting important information flow subgraph

**Input:**  $\tau$  – minimum importance threshold  
**Output:**  $G$  – important information flow subgraph

```

1   $G = \emptyset$ 
2   $current\_nodes = \{x_t^N\}$ 
3  while  $current\_nodes$  is not empty:
4       $next\_nodes = \{\}$ 
5      for  $x$  in  $current\_nodes$ :
6          for  $y$  in  $immediate\_connections(x)$ :
7              if  $importance(y, x) > \tau$ :
8                   $G = G \cup \{(y, x)\}$ 
9                   $next\_nodes.add(y)$ 
10             end
11         end
12     end
13      $current\_nodes = next\_nodes$ 
14 end
    
```

Figure 3. General-case algorithm for extracting the important subgraph, the information flow routes, from the full information graph (Figure 2).

## 2. Extracting Information Flow Routes

Figure 2 illustrates computations inside a Transformer LM along with the intermediate representations after each block.

**Information flow graph.** In the graph (i) nodes correspond to token representations and (ii) edges to operations inside the network moving information across nodes. Specifically,  $x_{pos}^l$  and  $x_{pos}^l$  are representations of the token at position  $pos$  after the attention block in layer  $l$  or the entire layer, respectively. Each  $x_1^{l-1}, \dots, x_{pos}^{l-1}$  is connected to  $x_{pos}^l$  via attention edges (and via a residual stream edge from  $x_{pos}^{l-1}$  to  $x_{pos}^l$ ),  $x_{pos}^l$  is connected to  $x_{pos}^l$  via two edges: the FFN output and the residual stream.

**Extracting the important subgraph.** While during a forward pass all edges in Figure 2 are present, computations relevant for each prediction are likely to form a small portion of the original graph (Voita et al., 2019; Wang et al., 2023; Hanna et al., 2023, etc). We extract this important subgraph, the *information flow routes*, in a top-down manner by tracing information back through the network (Figure 3). We start from a single node – the representation on top of the residual stream. Then, we go over immediately connected lower nodes and, if important at this step, we add them to the subgraph along with the corresponding edges. The algorithm requires setting a threshold  $\tau$  for the minimum edge importance.

**Importance via attribution, not patching.** To complete the proposed algorithm (Figure 3), we need to specify how to compute the importance of an edge. While lately it has become typical to use patching (see Appendix A for a more formal description) (Wang et al., 2023; Hanna et al., 2023; Conmy et al., 2023; Heimersheim & Janiak, 2023), *instead*

of patching, we choose to use attribution. This choice is crucial for our work and makes our method about 100 times faster than alternatives while (i) being able to recover previously discovered circuits, (ii) doing this in a more versatile manner, and (iii) leading to new observations. Next, we explain the specific attribution method we use.

## 2.1. Evaluating Edge Importance

For the attribution method, we adopt ideas from ALTI (Aggregation of Layer-Wise Token-to-Token Interactions) (Ferrando et al., 2022). While ALTI propagates attributions throughout the entire model, we only use its definition of contributions between connected nodes. We choose this method due to its simplicity, ease of implementation, and demonstrated effectiveness in practical applications, e.g. detecting hallucinations in neural machine translation (Dale et al., 2023a;b; Guerreiro et al., 2023).

### 2.1.1. IMPORTANCE IN GENERAL CASE

In our graph (Figure 2), each node represents a sum of incoming vectors (edges). According to ALTI, the *importance* of each vector (edge) to the overall sum (node) is *proportional to its proximity* to the resulting sum. Formally, if  $\mathbf{y} = \mathbf{z}_1 + \dots + \mathbf{z}_m$ ,

$$\text{importance}(\mathbf{z}_j, \mathbf{y}) = \frac{\text{proximity}(\mathbf{z}_j, \mathbf{y})}{\sum_k \text{proximity}(\mathbf{z}_k, \mathbf{y})}, \quad (1)$$

$$\text{proximity}(\mathbf{z}_j, \mathbf{y}) = \max(-\|\mathbf{z}_j - \mathbf{y}\|_1 + \|\mathbf{y}\|_1, 0).$$

Here, we use negative distance as a measure of similarity: the smaller the distance between  $\mathbf{z}_j$  and  $\mathbf{y}$ , the more the information of  $\mathbf{z}_j$  in  $\mathbf{y}$ . Note also that we ignore contributions of the vectors lying beyond the  $l_1$  length of  $\mathbf{y}$ . For more details, see Ferrando et al. (2022).

Now, we need to define vector updates corresponding to the edges for the FFN and the attention blocks.

### 2.1.2. DEFINING FFN EDGES

For the FFN blocks, edge vectors are straightforward. Following the notation of Figure 2:

$$\mathbf{x}_{pos}^l = \mathbf{x}_{pos}^{lA} + \text{FFN}_l(\mathbf{x}_{pos}^{lA}),$$

where the terms correspond to the edges of the residual connection and FFN, respectively.

### 2.1.3. DEFINING ATTENTION EDGES

We follow previous work (Kobayashi et al., 2020; Ferrando et al., 2022) and decompose the output of an attention block into a sum of vectors (edges), each corresponding to a connection between residual streams (Figure 4).

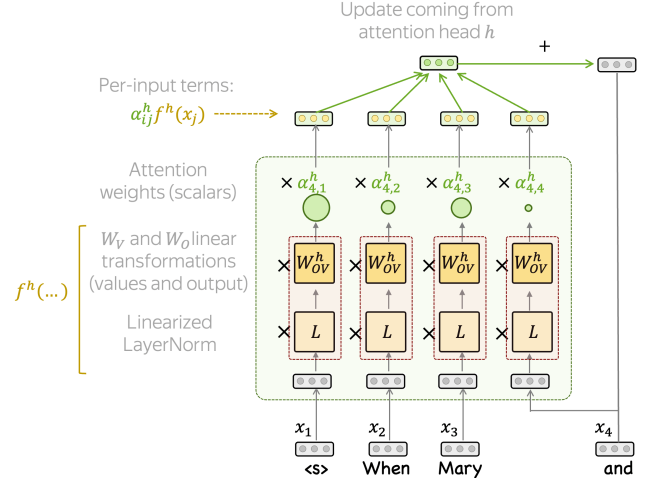


Figure 4. Decomposition of an update coming from an attention head into per-input terms. Layer indices are omitted for readability.

**Attention heads.** Formally, for attention head  $h$

$$\text{Attn}^h(\mathbf{x}_{\leq pos}) = \sum_{j \leq pos} \alpha_{pos,j}^h f^h(\mathbf{x}_j), \quad (2)$$

where  $f^h(\mathbf{x}_j) = \mathbf{x}_j L W_{OV}^h$ ,  $W_{OV}^h = W_V^h W_O^h$  the values and output combined matrix for head  $h$ ,  $\alpha_{pos,j}^h$  are scalar attention weights, and  $L$  is the linearized layer normalization (see Appendix B.1).<sup>3</sup>

Expanding further, a typical attention implementation (1) weights corresponding value vectors within each attention head, (2) concatenates head outputs, and (3) further multiplies by the output matrix  $W_O$ . We split the output matrix  $W_O$  into its head-specific parts  $W_O^h$ , drag these parts inside attention heads, and combine them with the head’s values matrix:  $W_{OV}^h = W_V^h W_O^h$ .

Overall, Figure 4 shows that along an attention head each representation  $\mathbf{x}_j$  is transformed linearly into  $f^h(\mathbf{x}_j) = \mathbf{x}_j L W_{OV}^h$  and multiplied by a scalar attention weight  $\alpha_{pos,j}^h$ . This gives us the “raw output” emitted by each input vector  $\mathbf{x}_j$  when treating attention weights as prediction-specific constants. In this view, *information flows through attention heads by independent channels*  $\alpha_{pos,j}^h f^h(\mathbf{x}_j)$  that converge in the next residual stream state, we refer to each of this channels as a sub-edge.

**Attention block.** The information in an attention block flows through all the independent channels (sub-edges) in the  $H$  heads (Figure 5):

$$\text{Attn}(\mathbf{x}_{\leq pos}) = \sum_h \sum_{j \leq pos} \alpha_{pos,j}^h f^h(\mathbf{x}_j). \quad (3)$$

<sup>3</sup>From here onwards, we omit layer indices for readability.

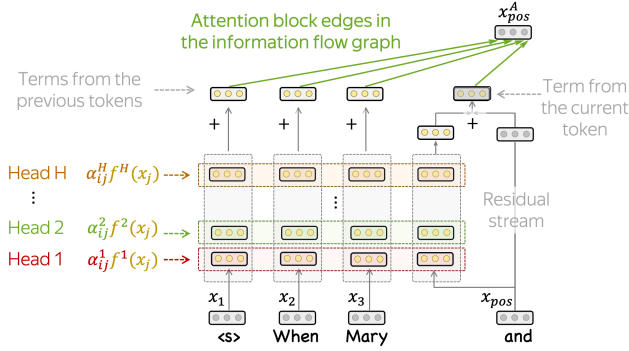


Figure 5. Decomposition of an update coming from an entire attention layer into per-input terms. Layer indices are omitted for readability.

We compute the importance of each of the sub-edges in this sum as described in Section 2.1.1 and aggregate across heads the capacities of those sub-edges connecting the same pair of nodes,  $\sum_h e_{pos,j}^h$ . Additionally, we include the importance of the residual connection for the current token,  $e_{pos}^{\text{res.attn}}$  (Figure 5). Formally, attention edge importances are computed as

$$e_{pos,j}^{\text{attn}} = \begin{cases} \sum_h e_{pos,j}^h & \text{if } j \neq pos \\ \sum_h e_{pos,j}^h + e_{pos}^{\text{res.attn}} & \text{if } j = pos \end{cases} \quad (4)$$

where  $e_{pos,j}^h = \text{importance}(\alpha_{pos,j}^h f^h(\mathbf{x}_j), \mathbf{x}_{pos}^A)$  and  $e_{pos}^{\text{res.attn}} = \text{importance}(\mathbf{x}_{pos}, \mathbf{x}_{pos}^A)$  respectively, as defined in equation (1).

## 2.2. Extracting the Important Subgraph

In Section 2.1 we explained how we compute the importances of the edges in the full information flow graph (Figure 2). Finally, when building the important information flow subgraph (routes), we add only the edges with an importance above the specified threshold  $\tau$  (Figure 3). Although we didn’t notice significant differences, in our experiments we first remove the sub-edges with importances  $e_{pos,j}^h$  and  $e_{pos}^{\text{res.attn}}$  below  $\tau$ , and renormalize the rest before aggregating across heads.

Generally, feed-forward blocks have higher importance than attention heads. This is expected: while attention heads are only a (small) part of the attention block, the feed-forward block is not decomposed further. Therefore, one can set different thresholds for retaining attention and FFN edges, although we did not experiment with this.

## 3. Information Flow vs Patching Circuits

First, we compare our information routes to the circuits found in previous work for the Indirect Object Identification (IOI) (Wang et al., 2023) and Greater-than (Hanna et al.,

2023) tasks. The IOI task consists of predicting the next word in sentences like “When Mary and John went to the store, John gave a drink to \_\_\_”. An initial clause features the names of two individuals (Mary and John). Then, the second clause depicts a person exchanging an item with the other person. The goal is to predict the second name in the main clause, i.e. the Indirect Object (Mary). In the Greater-than task, the model is prompted to predict a number given a sentence following the template: “The [noun] lasted from the year XXYY to the year XX\_\_\_”. Here, the task is to predict a number higher than YY.

**Information flow vs patching.** The circuits for these tasks were previously found using activation patching with contrastive templates. These templates are designed to bring to the surface the specific task. For example, for IOI a contrastive template contains three different names instead of repeating one of them (Figure 7). One of the differences between information flow and patching results is that our method finds all the components that contributed to the prediction, while patching finds what is important for the original task but not the contrastive baseline. As we will see, (i) our method can also be used in this manner, and (ii) it gives more reasonable results.

### 3.1. Indirect Object Identification

For the IOI task, the previously found circuit contains several attention heads with various functions, e.g. Name Mover Heads, Duplicate Token Heads, etc. (Wang et al., 2023). Using our method, we extract information flow routes for both the original task and the contrastive templates, and evaluate the activation frequency of attention heads<sup>4</sup>. When looking at overall contributions, Figure 7 (left) shows that our routes largely consist of the heads discovered previously. There are, however, several heads which are always part of the routes (have near 1 activation frequency) but are not in the “patching circuit” (shown with pale circles). Interestingly, when looking at the difference with contrastive templates (Figure 7, right), these generic heads disappear. This makes sense: information flow routes contain all the components that were important for prediction, and these contain (i) generic components that are overall important, and (ii) task-specific heads. Note also how our method goes *further than patching* for identifying the difference between the original and the contrastive tasks. Figure 7 shows that e.g. the previous token heads (yellow) are important for both types of predictions and are not specific to the IOI task.

<sup>4</sup>We consider an attention head activated if it has at least a sub-edge in the information flow routes (important subgraph).



Figure 6. Greater-than, GPT2-Small. Attention head activation frequency ( $\tau = 0.03$ ).

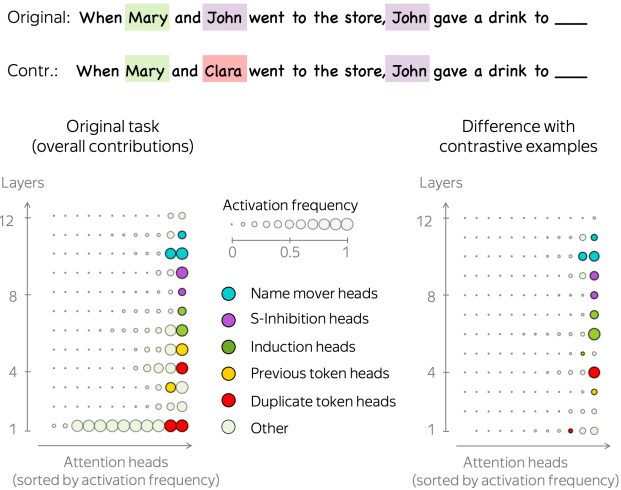


Figure 7. IOI, GPT2-Small. Attention head activation frequency ( $\tau = 0.03$ ).

### 3.2. Greater-than

For the overall contributions in the greater-than task (Figure 6, left), we also see that (i) task-specific heads discovered via patching are among the most important heads in the information flow routes, and (ii) many other heads are important. Let us now look at the differences with the contrastive templates.

**Contrastive template matters.** Interestingly, when using the same template as Hanna et al. (2023), i.e. “...from the year  $XXYY$ ” with  $YY = 01$ , instead of  $YY > 01$  overall contributions do not change much: all heads important for the original task are also important for the contrastive template (Figure 6, center). While this contradicts the original work by Hanna et al. (2023), this is expected: predicting a number higher than “01” still requires greater-than reasoning (not

all numbers would fit after “01”, e.g. “00” would not). In contrast, if we consider another template with  $YY = 00$ , overall contributions change and “greater-than heads” (red in Figure 6) become less important. This difference in the results for “01” vs “00” in the contrastive template highlights the fragility of patching: not only it requires human-defined contrastive templates, but also *patching results are subjective since they vary depending on the chosen template*.

Overall, we see that, compared to patching, information flow routes are more versatile and informative. Indeed, they can find the importance of model components both (i) overall for a prediction, and (ii) compared to a contrastive example (i.e., patching setting), and are able to show differences between the contrastive templates.

### 3.3. OPT-125m vs GPT2-Small

Additionally, we experiment with OPT-125m which has the same number of layers and heads than GPT2-small. We find that the information flow routes for IOI and greater-than tasks are similar for OPT-125M and GPT2-small (Appendix C).

### 3.4. Hundred Times Faster than Patching

Obtaining information flow routes involves a two-step process. First, we run a forward pass and cache internal activations. Then, we obtain edge importances to build the subgraph as depicted in Algorithm 3. For comparison purposes, we contrast our approach with the ACDC algorithm (Conmy et al., 2023), an automated circuit discovery algorithm based on patching. According to their findings, on the IOI task with a batch of 50 examples, it requires 8 minutes on a single GPU to discover the circuit. In contrast, our method accomplishes this task in 5 seconds, around 100x in time reduction.

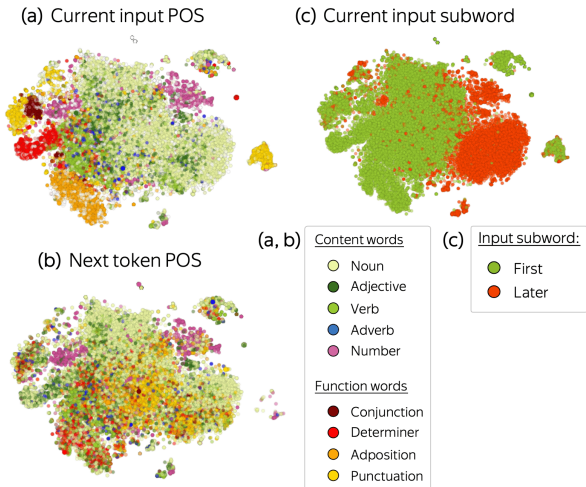


Figure 8. t-SNE of component importance vectors. Coloured by: (a) input token POS Tag, (b) next token POS tag, (c) whether the input token is the first or a later subword. Llama 2-7B.

## 4. General Experiments

Information flows inside the network via mechanisms implemented in the model. In this section, we look at general patterns in component importances, and try to understand if important mechanisms depend on the type of tokens processed. Using the full information flow graph (Figure 2) of Llama 2-7B, we look at all the immediate connections with each residual stream. We then record the importance values of all the sub-edges corresponding to individual attention heads (i.e.,  $e_{pos,j}^h$ ), as well as FFN blocks. We use a subset of 1000 sentences from the C4 dataset (Raffel et al., 2020).

### 4.1. Component Importance for POS

First, let us see how component importance depends on parts of speech (POS). For this, we pack per-prediction component importances into vectors<sup>5</sup> and apply t-SNE (van der Maaten & Hinton, 2008). Figure 8 shows the resulting projection with datapoints colored according to either input or next token<sup>6</sup> part of speech.<sup>7</sup>

**Content vs function words.** From Figure 8a we see that for function words as inputs, component contributions are clustered according to their part of speech tag. Roughly speaking, for these parts of speech the model has “typical”

<sup>5</sup>Each vector corresponding to the  $pos$ -th position is defined as  $(\sum_j e_{pos,j}^{1,1}, \sum_j e_{pos,j}^{1,2}, \dots, \sum_j e_{pos,j}^{L,H}, e_{pos}^{ffn_1}, \dots, e_{pos}^{ffn_L})$ .

<sup>6</sup>Here, we take the next token from the dataset and not the one generated by the model. While this adds some noise to the results, we expect at least parts of speech of the reference and the predicted tokens to be similar.

<sup>7</sup>We obtain POS tags with NLTK (universal tagset, Petrov et al. (2012)) and assign a tag to all subwords of each word.

information flow routes and, by knowing component contributions, we can infer input token POS rather accurately. Interestingly, this is not the case for content words: while we can see verbs being somewhat separated from nouns, overall contribution patterns for content words are mixed together in a large cluster. Apparently, the reasoning for these words is more complicated and is defined by a broader context rather than simply input token POS.

**First vs later subwords.** Diving deeper, Figure 8c shows that contribution patterns strongly depend on whether the current token is the first or a later subword of some word. Clearly, there are some model components specialized for first or later subwords – we confirm this later in Section 4.3. Note also that Figure 8c explains the two distinct clusters for numbers we saw in Figure 8a (purple): they separate number tokens into first and later digits.

**Patterns wrt to current vs next token.** Finally, Figure 8b shows the same datapoint colored by the part of speech of the next token. Comparing this to Figure 8a, we see that contribution patterns depend more on input tokens rather than output tokens. This might be because in the lower part of the network, a model processes inputs in a generic manner, while the higher network part (that prepares to generate output) is more fine-grained and depends on more attributes than part of speech.

### 4.2. Bottom-to-Top Patterns

Since we already started talking about functions of the lower and the higher parts of the network, let us now look at the bottom-up contribution patterns. Figure 9a shows as average activation frequency of attention heads for a small  $\tau = 0.01$  – this gives us an estimate “of” how many times an attention head affects a residual stream. Additionally, we show the importance of the FFN block in each layer. As expected, attention and feed-forward blocks are more active at the bottom part of the network, where the model processes input and extracts general information. Later, when a model performs more fine-grained and specialized operations, the activation frequency of individual attention heads and FFN blocks goes down. Interestingly, the last-layer FFN is highly important: apparently, this last operation between the residual stream and the unembedding matrix (i.e., prediction) changes representation rather significantly.

### 4.3. Positional and Subword Merging Heads

Some of our observations above hint at certain attention head functions that might be overall important. First, in Section 3.1 we showed that previous tokens heads are generally important in the IOI task, both for target examples and the contrastive baseline – this attention head function might be important in general. In Section 4.1 we noticed a clear

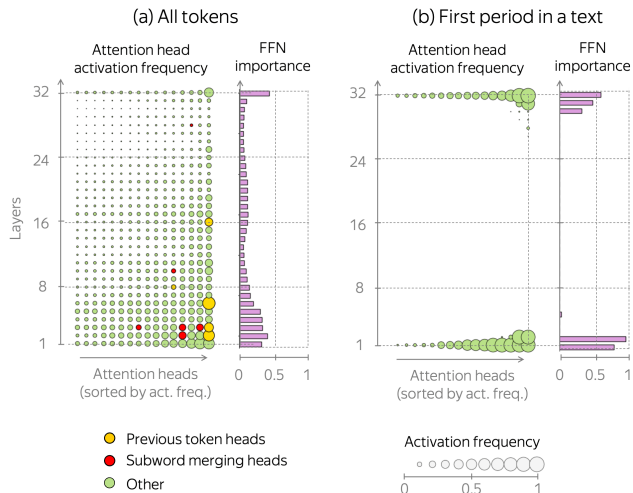


Figure 9. Attention head activation frequency ( $\tau = 0.01$ ) and FFN block importance. We show only top-50% important heads. Llama 2-7B.

difference between component contributions for first and later subwords – this suggests that some model components might be responsible for that.

In what follows, we look at two attention head functions found earlier for machine translation, positional and subword merging heads, and see whether they are generally important. Differently from previous work, we define a head function based on token contributions within the head and not attention weights as done previously, since attention weights might not reflect influences properly (Bastings & Filippova, 2020; Kobayashi et al., 2020, among others).

**Positional heads.** Originally, previous token heads were found to be the most important attention heads in machine translation encoders (Voita et al., 2019). Now, let us check their importance for LLMs. We refer to a head as the previous token head if in at least 70% of the cases it puts more than half of its influence on the previous token.

Figure 9a shows previous token heads in yellow. As in the earlier work for machine translation (Voita et al., 2019), we also see that for LLMs, (i) there are several previous tokens heads in the model, and (ii) almost all of them are by far the most important attention heads in the corresponding layers.

**Subword merging heads.** Putting together our first-vs-later subword observations in Section 4.1 and previous work, we might expect our model to have subword merging heads found for machine translation encoders (Correia et al., 2019). We refer to a subword merging head if later subwords take information from previous subwords of the same word but the head is *not* previous token head (see Appendix B.2

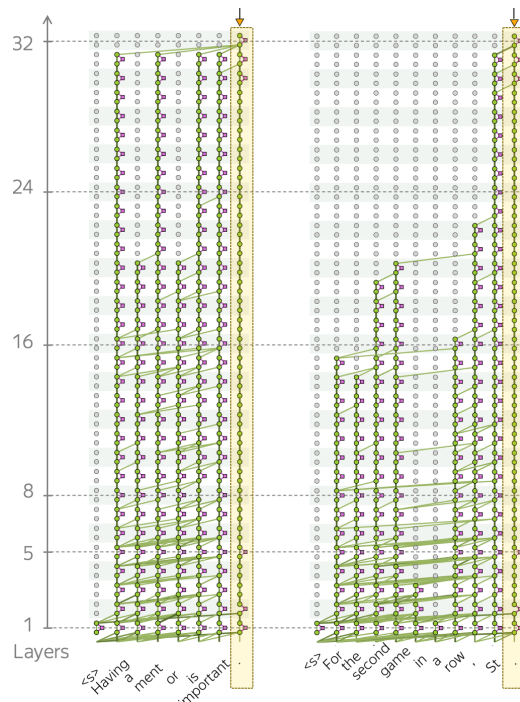


Figure 10. Examples of important information flow subgraphs ( $\tau = 0.01$ ). Llama 2-7B.

for a formal definition). We see subword merging heads in the bottom part of the network (Figure 9a, red), and are among the most important heads in the corresponding layers. Notably, previous work did not study their general relevance (Correia et al., 2019). Note that these subword merging heads are important for later subwords and not important otherwise – this explains the clusters we saw in Figure 8c.

We would like to highlight that for LMs, we are the first to talk about *general importance of attention heads* and to find that some of the most important heads are previous token and subword merging heads. Future work might explore the functions of other important heads in the model.

#### 4.4. Peculiar Information Flow Patterns, or Periods Acting as BOS

In Section 4.1 we talked about general contribution patterns and saw visible clusters corresponding to the input tokens’ part of speech. Now, let us go deeper and look in detail at one of the clusters. We choose the outlier punctuation cluster shown in yellow in Figure 8 (to the right) – this cluster corresponds to the first period in a text.<sup>8</sup>

Figure 9b shows the average importance of model components for examples in this cluster. We see that for these

<sup>8</sup>823 out of 826 datapoints.

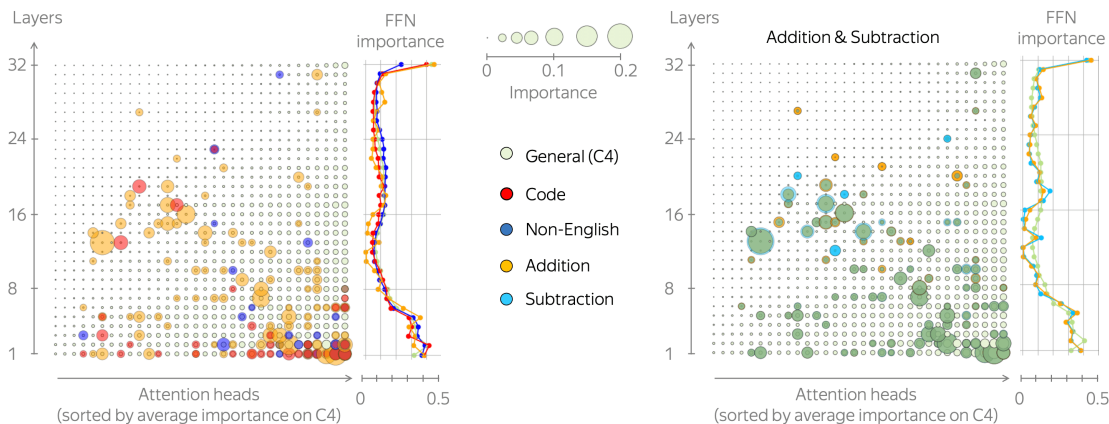


Figure 11. Average importance of attention heads and FFNs for different datasets. For non-general domains, we show only heads with importance higher than 0.015. Llama 2-7B.

examples, the residual stream ignores all attention and FFN blocks in all the layers except for the first and last few: for most of the layers, contributions of all model components are near zero. When we look at the information flow graphs for these examples, we see that, even for a rather small threshold  $\tau = 0.01$ , bottom-to-top processing happens largely via “untouched” residual connection (Figure 10). In Appendix D we show that up to the last three layers, this residual stream *takes the role of the BOS token* and future tokens treat this residual stream as such. Concurrent work (Cancedda, 2024) suggests that early FFN’s update into a particular subspace is responsible for this behavior. While for some examples periods acting as BOS might be reasonable, this also happens in cases where the period does not have an end-of-sentence role. For example, Figure 10 (right): while in a sentence `For the second game in a row, St. Thomas ...` the first period does not have the end-of-sentence meaning, the residual stream is still acting in the same manner. In future work, it might be valuable to explore whether this behavior might cause incorrect generation behavior.

## 5. Domain-Specific Model Components

We have seen that some attention heads’ roles are generally important across predictions. Now, we analyze if some model components are instead specialized in specific domains. We evaluate the average importance of Llama 2-7B’s components on 1000 sentences from different domains. Specifically, we consider (i) C4 (Raffel et al., 2020), (ii) English, Russian, Italian, Spanish FLORES-200 devtest sets (NLLB et al., 2022; Goyal et al., 2022), (iii) code data from CodeParrot<sup>9</sup>, (iv) addition/subtraction data (Stolfo et al., 2023).

<sup>9</sup><https://huggingface.co/datasets/codeparrot/github-code>

### 5.1. Components are Specialized

Figure 11 shows the importance of attention heads and FFN blocks in general and specific datasets.

**Coarse grained: domains and languages.** We see that generally unimportant attention heads become highly relevant for specific tasks. For example, the most important heads for addition are among the lowest scoring heads when looking at C4 (Figure 11 (left), large yellow blobs to the left). Another interesting observation is that domain-specific heads are different across domains: important heads for addition, code, and non-English are not the same heads. Overall, we can see that model components are largely specialized.

**Fine-grained: addition vs subtraction.** Figure 11 (right) shows more fine-grained results where instead of different domains, we look at tasks within the same narrow domain: addition vs subtraction. While the important heads for addition and subtraction largely intersect, we see several heads that are active only for one task and not the other (bright blue and yellow blobs). This suggests that this fine-grained specialization might be responsible for “reasoning” inside the model and not just domain-specific processing; future work may validate this further. Interestingly, we did not find similar specialization between languages and only find non-English heads – probably, portions of training data in these languages were not large enough to have dedicated language-specific heads.

Finally, we can also see the difference in the importance of the feed-forward blocks with respect to each domain. For example, the last FFN layer is much less relevant for non-English than other domains (Figure 11, left), and the importance of FFN blocks for addition and subtraction falls to zero in some layers (Figure 11, right). In future work, one might conduct a more fine-grained analysis of the impor-



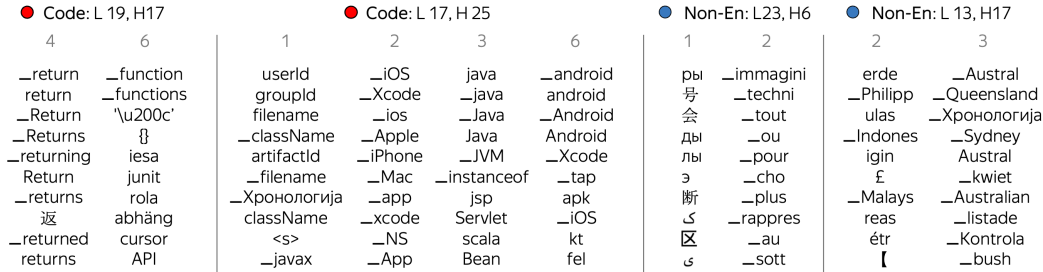


Figure 12. Top 10 tokens after projecting singular values of  $W_{OV}$  onto the unembedding matrix. Singular value ids are shown in gray.

tance of feed-forward layers by looking at the relevance and functions of individual neurons (along the lines of (Geva et al., 2021; Dai et al., 2022; Voita et al., 2023) but taking into account neuron importance for specific predictions).

### 5.2. Specialized Heads Output Topic-Related Concepts

In this section, we analyze what our domain-specific heads write into the residual stream, and find that some of them write highly interpretable and topic-related concepts.

**Weight matrices analysis with SVD.** As we illustrated in Figure 4,  $W_{OV}^h$  transforms representations from each of the residual streams<sup>10</sup> into vectors that are added to the current residual stream. To understand what kind of information is embedded in this transformation, we use Singular Value Decomposition (SVD). To get an intuitive explanation of the  $W_{OV}^h$  impact, we can factorize it via the “thin” singular value decomposition (Millidge & Black, 2022) as  $W_{OV}^h = U\Sigma V^T$ .<sup>11</sup> Then, projecting  $x \in \mathbb{R}^{1 \times d}$  through  $W_{OV}^h$  can be expressed as

$$xW_{OV}^h = (xU\Sigma)V^T = \sum_{i=1}^r (x\mathbf{u}_i\sigma_i)\mathbf{v}_i^T. \quad (5)$$

Here, each  $\mathbf{u}_i\sigma_i \in \mathbb{R}^{d \times 1}$  can be interpreted as a key that is compared to the query ( $x$ ) via dot product (Molina, 2023). Each query-key dot-product weights the right singular vector  $\mathbf{v}_i^T$ . If we project these right singular vectors to the unembedding matrix ( $\mathbf{v}_i^T W_U$ ), we get an interpretation of the attention head’s influence in terms of concepts (i.e., tokens) it promotes in the residual stream.

**Top singular values.** For some of the heads specific to code and non-English inputs we saw in Figure 11, in Figure 12 we show the top 10 tokens that come from the described above projection. We see that code-specific heads promote tokens related to coding and technology in a more general sense: e.g., tokens related to Apple, like iOS, Xcode, iPhone, etc. Heads most active for non-English promote tokens in multiple languages, avoiding English ones. Also,

<sup>10</sup>After applying layer normalization first.

<sup>11</sup> $U \in \mathbb{R}^{d \times r}$ ,  $\Sigma \in \mathbb{R}^{r \times r}$ ,  $V^T \in \mathbb{R}^{r \times d}$ ;  $d$  is vector dimensionality in the residual stream,  $r$  is the rank of  $W_{OV}^h$ .

we see tokens related to cities (Sydney), countries (Indones), and currencies (£). Overall, we looked at the functions of attention heads from two perspectives: (i) when a head is active, and (ii) how it updates the residual stream, and found they are consistent. While a similar kind of analysis was done before for neurons (Voita et al., 2023), our method made it possible to talk about entire model components being active/non-active for a prediction.

### 6. Related Work

Earlier works evaluating the importance of model components include Bau et al. (2019), who identified important neurons in NMT models shared across models, and Voita et al. (2019) who looked at the relevance of entire attention heads in the Transformer from two perspectives: attribution and pruning. More recent research focuses more on task-specific rather than overall importance. They aim to find subparts of LMs responsible for these tasks and rely on activation patching methodology, firstly introduced to analyze biases in LMs by Vig et al. (2020), and used across several others (Heimersheim & Janiak, 2023). Initial works discovered circuits for different tasks of GPT2, like IOI (Wang et al., 2023) and greater-than (Hanna et al., 2023). Patching has been also used to locate factual knowledge in LMs (Meng et al., 2022), and to discover task vectors behind in-context learning capabilities (Hendel et al., 2023; Todd et al., 2023). Our work can be related to the concurrent line of research developing methods to approximate activation patching (Syed et al., 2023; Kramár et al., 2024; Hanna et al., 2024).

### 7. Conclusions

We view computations inside the Transformer as information flowing between token representations through model components. Using this view, we propose to interpret language model predictions by extracting the important part of the overall information flow. Our method for extracting these important information flow routes is automatic, highly efficient, applicable to any prediction, more versatile and informative compared to existing pipelines.

## 8. Acknowledgments

We would like to thank Yihong Chen, Christoforos Nalmpantis, Igor Tufanov, Nicola Cancedda and Eduardo Sánchez for the insightful discussions.

## References

- Bastings, J. and Filippova, K. The elephant in the interpretability room: Why use attention as explanation when we have saliency methods? In Alishahi, A., Belinkov, Y., Chrupała, G., Hupkes, D., Pinter, Y., and Sajjad, H. (eds.), *Proceedings of the Third BlackboxNLP Workshop on Analyzing and Interpreting Neural Networks for NLP*, pp. 149–155, Online, November 2020. Association for Computational Linguistics. doi: 10.18653/v1/2020.blackboxnlp-1.14. URL <https://aclanthology.org/2020.blackboxnlp-1.14>.
- Bau, A., Belinkov, Y., Sajjad, H., Durrani, N., Dalvi, F., and Glass, J. Identifying and controlling important neurons in neural machine translation. In *International Conference on Learning Representations*, 2019. URL <https://openreview.net/forum?id=H1z-PsR5KX>.
- Brown, T., Mann, B., Ryder, N., Subbiah, M., Kaplan, J. D., Dhariwal, P., Neelakantan, A., Shyam, P., Sastry, G., Askell, A., Agarwal, S., Herbert-Voss, A., Krueger, G., Henighan, T., Child, R., Ramesh, A., Ziegler, D., Wu, J., Winter, C., Hesse, C., Chen, M., Sigler, E., Litwin, M., Gray, S., Chess, B., Clark, J., Berner, C., McCandlish, S., Radford, A., Sutskever, I., and Amodei, D. Language models are few-shot learners. In Larochelle, H., Ranzato, M., Hadsell, R., Balcan, M. F., and Lin, H. (eds.), *Advances in Neural Information Processing Systems*, volume 33, pp. 1877–1901. Curran Associates, Inc., 2020. URL <https://proceedings.neurips.cc/paper/2020/file/1457c0d6bfc4967418bfb8ac142f64a-Paper.pdf>.
- Cancedda, N. Spectral filters, dark signals, and attention sinks, 2024. URL <https://arxiv.org/abs/2402.09221>.
- Chowdhery, A., Narang, S., Devlin, J., Bosma, M., Mishra, G., Roberts, A., Barham, P., Chung, H. W., Sutton, C., Gehrmann, S., Schuh, P., Shi, K., Tsvyashchenko, S., Maynez, J., Rao, A., Barnes, P., Tay, Y., Shazeer, N., Prabhakaran, V., Reif, E., Du, N., Hutchinson, B., Pope, R., Bradbury, J., Austin, J., Isard, M., Gur-Ari, G., Yin, P., Duke, T., Levskaya, A., Ghemawat, S., Dev, S., Michalewski, H., Garcia, X., Misra, V., Robinson, K., Fedus, L., Zhou, D., Ippolito, D., Luan, D., Lim, H., Zoph, B., Spiridonov, A., Sepassi, R., Dohan, D., Agrawal, S., Omernick, M., Dai, A. M., Pillai, T. S., Pellat, M., Lewkowycz, A., Moreira, E., Child, R., Polozov, O., Lee, K., Zhou, Z., Wang, X., Saeta, B., Diaz, M., Firat, O., Catasta, M., Wei, J., Meier-Hellstern, K., Eck, D., Dean, J., Petrov, S., and Fiedel, N. Palm: Scaling language modeling with pathways, 2022.
- Conmy, A., Mavor-Parker, A., Lynch, A., Heimersheim, S., and Garriga-Alonso, A. Towards automated circuit discovery for mechanistic interpretability. In Oh, A., Neumann, T., Globerson, A., Saenko, K., Hardt, M., and Levine, S. (eds.), *Advances in Neural Information Processing Systems*, volume 36, pp. 16318–16352. Curran Associates, Inc., 2023. URL [https://papers.nips.cc/paper\\_files/paper/2023/hash/34e1dbe95d34d7ebaf99b9bcaeb5b2be-Abstract-Conference.html](https://papers.nips.cc/paper_files/paper/2023/hash/34e1dbe95d34d7ebaf99b9bcaeb5b2be-Abstract-Conference.html).
- Correia, G. M., Niculae, V., and Martins, A. F. T. Adaptively sparse transformers. In Inui, K., Jiang, J., Ng, V., and Wan, X. (eds.), *Proceedings of the 2019 Conference on Empirical Methods in Natural Language Processing and the 9th International Joint Conference on Natural Language Processing (EMNLP-IJCNLP)*, pp. 2174–2184, Hong Kong, China, November 2019. Association for Computational Linguistics. doi: 10.18653/v1/D19-1223. URL <https://aclanthology.org/D19-1223>.
- Dai, D., Dong, L., Hao, Y., Sui, Z., Chang, B., and Wei, F. Knowledge neurons in pretrained transformers. In *Proceedings of the 60th Annual Meeting of the Association for Computational Linguistics (Volume 1: Long Papers)*, pp. 8493–8502, Dublin, Ireland, May 2022. Association for Computational Linguistics. doi: 10.18653/v1/2022.acl-long.581. URL <https://aclanthology.org/2022.acl-long.581>.
- Dale, D., Voita, E., Barrault, L., and Costa-jussà, M. R. Detecting and mitigating hallucinations in machine translation: Model internal workings alone do well, sentence similarity Even better. In Rogers, A., Boyd-Graber, J., and Okazaki, N. (eds.), *Proceedings of the 61st Annual Meeting of the Association for Computational Linguistics (Volume 1: Long Papers)*, pp. 36–50, Toronto, Canada, July 2023a. Association for Computational Linguistics. doi: 10.18653/v1/2023.acl-long.3. URL <https://aclanthology.org/2023.acl-long.3>.
- Dale, D., Voita, E., Lam, J., Hansanti, P., Ropers, C., Kalbassi, E., Gao, C., Barrault, L., and Costa-jussà, M. R. Halomi: A manually annotated benchmark for multilingual hallucination and omission detection in machine translation. In *Proceedings of the 2023 Conference on Empirical Methods in Natural Language Processing*, Singapore, December 2023b. Association for Computa-

- tional Linguistics. URL <https://arxiv.org/pdf/2305.11746.pdf>.
- Elhage, N., Nanda, N., Olsson, C., Henighan, T., Joseph, N., Mann, B., Askell, A., Bai, Y., Chen, A., Conerly, T., DasSarma, N., Drain, D., Ganguli, D., Hatfield-Dodds, Z., Hernandez, D., Jones, A., Kernion, J., Lovitt, L., Ndousse, K., Amodei, D., Brown, T., Clark, J., Kaplan, J., McCandlish, S., and Olah, C. A mathematical framework for transformer circuits. *Transformer Circuits Thread*, 2021. URL <https://transformer-circuits.pub/2021/framework/index.html>.
- Ferrando, J., Gállego, G. I., and Costa-jussà, M. R. Measuring the mixing of contextual information in the transformer. In Goldberg, Y., Kozareva, Z., and Zhang, Y. (eds.), *Proceedings of the 2022 Conference on Empirical Methods in Natural Language Processing*, pp. 8698–8714, Abu Dhabi, United Arab Emirates, December 2022. Association for Computational Linguistics. doi: 10.18653/v1/2022.emnlp-main.595. URL <https://aclanthology.org/2022.emnlp-main.595>.
- Geiger, A., Richardson, K., and Potts, C. Neural natural language inference models partially embed theories of lexical entailment and negation. In Alishahi, A., Belinkov, Y., Chrupała, G., Hupkes, D., Pinter, Y., and Sajjad, H. (eds.), *Proceedings of the Third BlackboxNLP Workshop on Analyzing and Interpreting Neural Networks for NLP*, pp. 163–173, Online, November 2020. Association for Computational Linguistics. doi: 10.18653/v1/2020.blackboxnlp-1.16. URL <https://aclanthology.org/2020.blackboxnlp-1.16>.
- Geva, M., Schuster, R., Berant, J., and Levy, O. Transformer feed-forward layers are key-value memories. In *Proceedings of the 2021 Conference on Empirical Methods in Natural Language Processing*, pp. 5484–5495, Online and Punta Cana, Dominican Republic, November 2021. Association for Computational Linguistics. doi: 10.18653/v1/2021.emnlp-main.446. URL <https://aclanthology.org/2021.emnlp-main.446>.
- Goyal, N., Gao, C., Chaudhary, V., Chen, P.-J., Wenzek, G., Ju, D., Krishnan, S., Ranzato, M., Guzmán, F., and Fan, A. The Flores-101 evaluation benchmark for low-resource and multilingual machine translation. *Transactions of the Association for Computational Linguistics*, 10:522–538, 2022. doi: 10.1162/tacl.a.00474. URL <https://aclanthology.org/2022.tacl-1.30>.
- Guerreiro, N. M., Alves, D., Waldendorf, J., Haddow, B., Birch, A., Colombo, P., and Martins, A. F. T. Hallucinations in large multilingual translation models, 2023.
- Hanna, M., Liu, O., and Variengien, A. How does GPT-2 compute greater-than?: Interpreting mathematical abilities in a pre-trained language model. In Oh, A., Neumann, T., Globerson, A., Saenko, K., Hardt, M., and Levine, S. (eds.), *Advances in Neural Information Processing Systems*, volume 36, pp. 76033–76060. Curran Associates, Inc., 2023. URL [https://papers.nips.cc/paper\\_files/paper/2023/hash/efbba7719cc5172d175240f24be11280-Abstract-Conference.html](https://papers.nips.cc/paper_files/paper/2023/hash/efbba7719cc5172d175240f24be11280-Abstract-Conference.html).
- Hanna, M., Pezzelle, S., and Belinkov, Y. Have faith in faithfulness: Going beyond circuit overlap when finding model mechanisms, 2024.
- Heimersheim, S. and Janiak, J. A circuit for python docstrings in a 4-layer attention-only transformer, 2023. URL <https://www.lesswrong.com/posts/u6KXXmKFbXfWzoAXn/a-circuit-for-python-docstrings-in-a-4-layer-attention-only>.
- Hendel, R., Geva, M., and Globerson, A. In-context learning creates task vectors, 2023.
- Kobayashi, G., Kuribayashi, T., Yokoi, S., and Inui, K. Attention is not only a weight: Analyzing transformers with vector norms. In Webber, B., Cohn, T., He, Y., and Liu, Y. (eds.), *Proceedings of the 2020 Conference on Empirical Methods in Natural Language Processing (EMNLP)*, pp. 7057–7075, Online, November 2020. Association for Computational Linguistics. doi: 10.18653/v1/2020.emnlp-main.574. URL <https://aclanthology.org/2020.emnlp-main.574>.
- Kramár, J., Lieberum, T., Shah, R., and Nanda, N. Atp\*: An efficient and scalable method for localizing llm behaviour to components, 2024.
- McGrath, T., Rahtz, M., Kramar, J., Mikulik, V., and Legg, S. The hydra effect: Emergent self-repair in language model computations, 2023.
- Meng, K., Bau, D., Andonian, A., and Belinkov, Y. Locating and editing factual associations in GPT. *Advances in Neural Information Processing Systems*, 36, 2022.
- Millidge, B. and Black, S. The singular value decompositions of transformer weight matrices are highly interpretable, 2022. URL <https://www.lesswrong.com/posts/mkbGjzxD8d8XqKHZA/the-singular-value-decompositions-of-t-transformer-weight>.
- Molina, R. Traveling words: A geometric interpretation of transformers, 2023.
- NLLB, T., Costa-jussà, M. R., Cross, J., Çelebi, O., Elbayad, M., Heffernan, K., Heffernan, K., Kalbassi, E., Lam, J., Licht, D., Maillard, J., Sun, A., Wang, S., Wenzek, G.,

- Youngblood, A., Akula, B., Barrault, L., Gonzalez, G. M., Hansanti, P., Hoffman, J., Jarrett, S., Sadagopan, K. R., Rowe, D., Spruit, S., Tran, C., Andrews, P., Ayan, N. F., Bhosale, S., Edunov, S., Fan, A., Gao, C., Goswami, V., Guzmán, F., Koehn, P., Mourachko, A., Ropers, C., Saleem, S., Schwenk, H., and Wang, J. No language left behind: Scaling human-centered machine translation, 2022.
- Pearl, J. *Causality*. Cambridge University Press, 2 edition, 2009. doi: 10.1017/CBO9780511803161.
- Petrov, S., Das, D., and McDonald, R. A universal part-of-speech tagset. In Calzolari, N., Choukri, K., Declerck, T., Doğan, M. U., Maegaard, B., Mariani, J., Moreno, A., Odijk, J., and Piperidis, S. (eds.), *Proceedings of the Eighth International Conference on Language Resources and Evaluation (LREC’12)*, pp. 2089–2096, Istanbul, Turkey, May 2012. European Language Resources Association (ELRA). URL [http://www.lrec-conf.org/proceedings/lrec2012/pdf/274\\_Paper.pdf](http://www.lrec-conf.org/proceedings/lrec2012/pdf/274_Paper.pdf).
- Raffel, C., Shazeer, N., Roberts, A., Lee, K., Narang, S., Matena, M., Zhou, Y., Li, W., and Liu, P. J. Exploring the limits of transfer learning with a unified text-to-text transformer. *J. Mach. Learn. Res.*, 21(1), jan 2020. ISSN 1532-4435.
- Rushing, C. and Nanda, N. Explorations of self-repair in language models, 2024.
- Stolfo, A., Belinkov, Y., and Sachan, M. Understanding arithmetic reasoning in language models using causal mediation analysis, 2023.
- Syed, A., Rager, C., and Conmy, A. Attribution patching outperforms automated circuit discovery, 2023.
- Todd, E., Li, M. L., Sharma, A. S., Mueller, A., Wallace, B. C., and Bau, D. Function vectors in large language models, 2023.
- Touvron, H., Lavril, T., Izacard, G., Martinet, X., Lachaux, M.-A., Lacroix, T., Rozière, B., Goyal, N., Hambro, E., Azhar, F., Rodriguez, A., Joulin, A., Grave, E., and Lample, G. Llama: Open and efficient foundation language models, 2023a.
- Touvron, H., Martin, L., Stone, K., Albert, P., Almahairi, A., Babaei, Y., Bashlykov, N., Batra, S., Bhargava, P., Bhosale, S., Bikel, D., Blecher, L., Ferrer, C. C., Chen, M., Cucurull, G., Esiobu, D., Fernandes, J., Fu, J., Fu, W., Fuller, B., Gao, C., Goswami, V., Goyal, N., Hartshorn, A., Hosseini, S., Hou, R., Inan, H., Kardas, M., Kerkez, V., Khabsa, M., Kloumann, I., Korenev, A., Koura, P. S., Lachaux, M.-A., Lavril, T., Lee, J., Liskovich, D., Lu, Y., Mao, Y., Martinet, X., Mihaylov, T., Mishra, P., Molybog, I., Nie, Y., Poulton, A., Reizenstein, J., Rungta, R., Saladi, K., Schelten, A., Silva, R., Smith, E. M., Subramanian, R., Tan, X. E., Tang, B., Taylor, R., Williams, A., Kuan, J. X., Xu, P., Yan, Z., Zarov, I., Zhang, Y., Fan, A., Kambadur, M., Narang, S., Rodriguez, A., Stojnic, R., Edunov, S., and Scialom, T. Llama 2: Open foundation and fine-tuned chat models, 2023b.
- van der Maaten, L. and Hinton, G. Visualizing data using t-sne. *Journal of Machine Learning Research*, 9(86):2579–2605, 2008. URL <http://jmlr.org/papers/v9/vandermaaten08a.html>.
- Vaswani, A., Shazeer, N., Parmar, N., Uszkoreit, J., Jones, L., Gomez, A. N., Kaiser, L. u., and Polosukhin, I. Attention is all you need. In Guyon, I., Luxburg, U. V., Bengio, S., Wallach, H., Fergus, R., Vishwanathan, S., and Garnett, R. (eds.), *Advances in Neural Information Processing Systems*, volume 30. Curran Associates, Inc., 2017. URL <https://proceedings.neurips.cc/paper/2017/file/3f5ee243547dee91fbd053c1c4a845aa-Paper.pdf>.
- Vig, J., Gehrmann, S., Belinkov, Y., Qian, S., Nevo, D., Singer, Y., and Shieber, S. Investigating gender bias in language models using causal mediation analysis. In Larochelle, H., Ranzato, M., Hadsell, R., Balcan, M., and Lin, H. (eds.), *Advances in Neural Information Processing Systems*, volume 33, pp. 12388–12401. Curran Associates, Inc., 2020. URL [https://proceedings.neurips.cc/paper\\_files/paper/2020/file/92650b2e92217715fe312e6fa7b90d82-Paper.pdf](https://proceedings.neurips.cc/paper_files/paper/2020/file/92650b2e92217715fe312e6fa7b90d82-Paper.pdf).
- Voita, E., Talbot, D., Moiseev, F., Sennrich, R., and Titov, I. Analyzing multi-head self-attention: Specialized heads do the heavy lifting, the rest can be pruned. In Korhonen, A., Traum, D., and Màrquez, L. (eds.), *Proceedings of the 57th Annual Meeting of the Association for Computational Linguistics*, pp. 5797–5808, Florence, Italy, July 2019. Association for Computational Linguistics. doi: 10.18653/v1/P19-1580. URL <https://aclanthology.org/P19-1580>.
- Voita, E., Ferrando, J., and Nalmpantis, C. Neurons in large language models: Dead, n-gram, positional, 2023.
- Wang, K. R., Variengien, A., Conmy, A., Shlegeris, B., and Steinhardt, J. Interpretability in the wild: a circuit for indirect object identification in GPT-2 small. In *The Eleventh International Conference on Learning Representations*, 2023. URL <https://openreview.net/forum?id=NpsVSN6o4ul>.

Zhang, S., Roller, S., Goyal, N., Artetxe, M., Chen, M., Chen, S., Dewan, C., Diab, M., Li, X., Lin, X. V., Mihaylov, T., Ott, M., Shleifer, S., Shuster, K., Simig, D., Koura, P. S., Sridhar, A., Wang, T., and Zettlemoyer, L. Opt: Open pre-trained transformer language models, 2022. URL <https://arxiv.org/abs/2205.01068>.

## A. Background on Activation Patching

Activation patching (Vig et al., 2020; Meng et al., 2022; Geiger et al., 2020; Wang et al., 2023) refers to intervening some internal activation (intermediate representation) computed by a model component  $c$  (attention head, feedforward network) in the forward pass ( $f^c(x)$ ) with ‘base’ input  $x$ . The patched activation is taken from a forward pass  $f^c(\tilde{x})$  on a ‘source’ input  $\tilde{x}$ . We can express this intervention using the do-operator (Pearl, 2009) as  $f(x|\text{do}(f^c(x) = f^c(\tilde{x})))$ . Upon intervention, the forward pass continues and the model output is compared with the prediction with the ‘base’ input, e.g. by measuring  $f(x) - f(x|\text{do}(f^c(x) = f^c(\tilde{x})))$ .

Identifying subnetworks (circuits) through activation patching has several shortcomings:

- It requires large human efforts to create the input base templates ( $x$ ) and contrastive source examples ( $\tilde{x}$ ) for the specific task to study, thus results vary depending on the choice of the contrastive template. Additionally, analyses are constrained to those templates, preventing from studying models on more general types of predictions.
- For each prediction, one needs to patch every edge (or node) in the computational graph, which becomes impractical when studying large language models.
- It has been shown that downstream components can compensate for the ablation as a form of self-repair (McGrath et al., 2023; Rushing & Nanda, 2024), which interferes with the analysis.

In contrast, our method doesn’t require specific templates with contrastive examples which allows us to study specific tasks and more general behaviors, computes the information flow routes graph in a single forward pass, and it’s not affected by self-repair issues, since we make no interventions.

## B. Details about the Information Flow Routes

### B.1. Linearizing the Layer Normalization

Given an input representation  $\mathbf{x}$ , the layernorm computes

$$\text{LN}(\mathbf{x}) = \frac{\mathbf{x} - \mu(\mathbf{x})}{\sigma(\mathbf{x})} \odot \gamma + \beta \quad (6)$$

with  $\mu$  and  $\sigma$  obtaining the mean and standard deviation, and  $\gamma \in \mathbb{R}^d$  and  $\beta \in \mathbb{R}^d$  refer to learned element-wise transformation and bias respectively. Considering  $\sigma(\mathbf{x})$  as a constant, LN can be treated as a constant affine transformation:

$$\text{LN}(\mathbf{x}) = \mathbf{x}L + \beta \quad (7)$$

where  $L \in \mathbb{R}^{d \times d}$  represents a matrix that combines centering, normalizing, and scaling operations together.

$$\mathbf{L} := \frac{1}{\sigma(\mathbf{x})} \begin{bmatrix} \gamma_1 & 0 & \dots & 0 \\ 0 & \gamma_2 & \dots & 0 \\ \dots & \dots & \dots & \dots \\ 0 & 0 & \dots & \gamma_n \end{bmatrix} \begin{bmatrix} \frac{n-1}{n} & -\frac{1}{n} & \dots & -\frac{1}{n} \\ -\frac{1}{n} & \frac{n-1}{n} & \dots & -\frac{1}{n} \\ \dots & \dots & \dots & \dots \\ -\frac{1}{n} & -\frac{1}{n} & \dots & \frac{n-1}{n} \end{bmatrix}$$

The linear map on the right subtracts the mean to the input vector,  $\mathbf{x}' = \mathbf{x} - \mu(\mathbf{x})$ . The left matrix performs the hadamard product with the layer normalization weights ( $\mathbf{x}' \odot \gamma$ ).

### B.2. Subword Merging Head definition

Formally, for a subword merging head (i) in at least 70% of the cases, later subwords put more than half of their influence on previous subwords of the same word, (ii) in at least 70% of the cases, for the first subword this head’s overall influence is no more than 0.005%.

### C. Examples of Routes

Figures 13 and 14 show the information flow routes for IOI and greater-than tasks extracted for GPT2-small and OPT-125m.

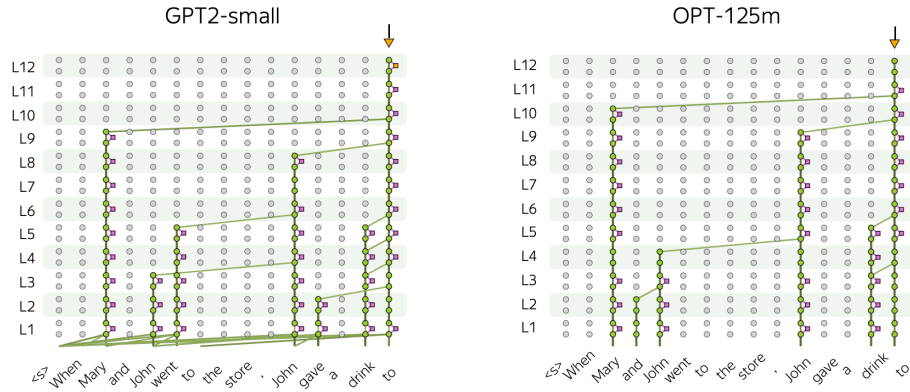


Figure 13. The important information flow routes, IOI task,  $\tau = 0.04$ .

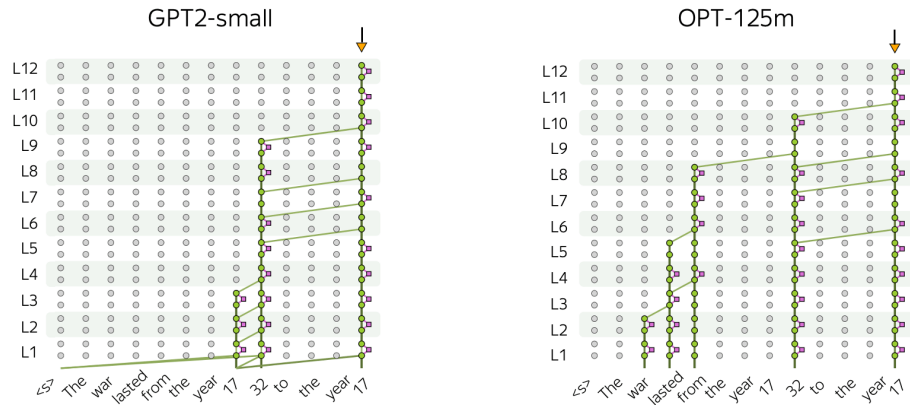


Figure 14. The important information flow routes, greater-than task,  $\tau = 0.04$ .

### D. Period Acting as BOS

Figure 15 shows an example of an attention map for one of the heads in Llama 2-7b. We see that after the first period, attention is spread between the BOS token and this period.

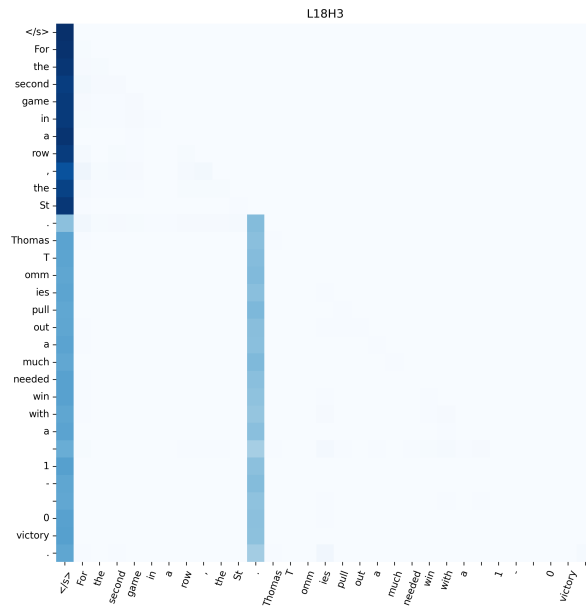


Figure 15. Llama 2 7B attention weights matrix L18H3.