

# A MODULAR AND ROBUST PHYSICS-BASED APPROACH FOR LENSLESS IMAGE RECONSTRUCTION

Yohann Perron\*, Eric Bezzam\*, Martin Vetterli

Audiovisual Communications Laboratory  
École Polytechnique Fédérale de Lausanne (EPFL)

## ABSTRACT

In this paper, we present a modular approach for reconstructing lensless measurements. It consists of three components: a newly-proposed pre-processor, a physics-based camera inverter to undo the multiplexing of lensless imaging, and a post-processor. The pre- and post-processors address noise and artifacts unique to lensless imaging before and after camera inversion respectively. By training the three components end-to-end, we obtain a 1.9 dB increase in PSNR and a 14 % relative improvement in a perceptual image metric (LPIPS) with respect to previously proposed physics-based methods. We also demonstrate how the proposed pre-processor provides more robustness to input noise, and how an auxiliary loss can improve interpretability.

**Index Terms**— Lensless imaging, modular reconstruction, end-to-end optimization

## 1. INTRODUCTION

Lensless imaging systems are computational cameras that replace the lens with a typically thin phase or amplitude mask at a short distance from the sensor [1]. This design reduces the constraints imposed by designing traditional lensed systems, allowing for a camera that can be light-weight, compact, and cheap. However, removing a traditional optical configuration means that a viewable image is not directly formed on the sensor, and that a computational algorithm is needed to reconstruct an image from the highly multiplexed and defocused measurement. When selecting the reconstruction algorithm, there is often a tradeoff between performance and computational complexity. Moreover, the availability of labeled data is a key requirement for approaches that tend towards deep learning. Monakhova *et al.* [2] studied a range of algorithms – (1) ADMM [3] that incorporates a physical forward model through iterative reconstructions, (2) unrolling a few iterations of ADMM with learned hyperparameters [4], (3) a U-Net [5], and (4) unrolled ADMM followed by a U-Net. The latter three approaches are trained on lensless-lensed image pairs. They found that incorporating physical information of the system can reduce the amount of data needed for

robust performance, while also allowing for interpretability. Similarly, Khan *et al.* [6] train a camera inversion component that jointly learns the system response (for improved de-multiplexing of the camera’s mask) and a neural network-based perceptual enhancement component.

In this paper, we propose a modular reconstruction approach for lensless imaging which consists of (1) a novel pre-processing block to better prepare the content before (2) camera inversion which accounts for the system’s response to invert its multiplexing, and (3) a post-processing block to handle artifacts from the reconstruction algorithm, color correction, and additional enhancement. During training, we introduce an auxiliary loss from the camera inversion output to the total loss, to improve the interpretability of the intermediate outputs of our modular reconstruction approach. The source code for training and applying both the baseline and proposed reconstruction approaches are available on GitHub as part of *LenslessPiCam* [7],<sup>1</sup> which is a complete toolkit for lensless imaging hardware and software.

## 2. LENSLESS IMAGING

### 2.1. Problem formulation

Under the assumption that the imaging system is linear and shift invariant, the forward operator from a 2D scene  $\mathbf{X}$  to a 2D lensless measurement  $\mathbf{Y}$  can be written as:

$$\mathbf{Y} = \mathcal{C}(\mathcal{P} * \mathbf{X}), \quad (1)$$

where  $\mathcal{P}$  is the point spread function (PSF) of the system and  $\mathcal{C}$  is the cropping operator to the sensor size [8]. If the images are vectorized, namely  $\mathbf{x} = \text{vec}(\mathbf{X})$  and  $\mathbf{y} = \text{vec}(\mathbf{Y})$ , the convolution and cropping operation can be viewed as a matrix multiplication with  $P$  and  $C$  respectively:  $\mathbf{y} = \mathbf{C}\mathbf{P}\mathbf{x}$ . Under a Gaussian noise assumption, the maximum likelihood estimator of  $\mathbf{x}$  is given by minimizing the mean-squared error (MMSE) between the measurement  $\mathbf{y}$  and  $\mathbf{C}\mathbf{P}\mathbf{x}$ . Due to the multiplexing characteristic of most lensless camera PSFs, this minimization problem is ill-posed and regularization is needed. A typical approach is to use a non-negativity and a

\*These authors contributed equally to this work.

<sup>1</sup>Demo notebook: <https://go.epfl.ch/lensless-modular>

---

**Algorithm 1** ADMM pseudocode.
 

---

**Require:**  $\tau > 0, \mu_1 > 0, \mu_2 > 0, \mu_3 > 0$

```

1: for  $k = 1$  to  $t$  do
2:    $\triangleright$  Sparsifying soft-threshold
3:    $u^{k+1} \leftarrow \mathcal{T}_{\tau/\mu_2}(\Psi \mathbf{x}^k + \alpha_2^k/\mu_2)$ 
4:    $\triangleright$  Least-squares update
5:    $v^{k+1} \leftarrow (\mathbf{C}^T \mathbf{C} + \mu_1 \mathbf{I})^{-1} (\alpha_1^k + \mu_1 \mathbf{P} \mathbf{x}^k + \mathbf{C}^T \mathbf{y})$ 
6:    $\triangleright$  Enforce non-negativity
7:    $w^{k+1} \leftarrow \max(\alpha_3^k/\mu_3 + \mathbf{x}^k, 0)$ 
8:    $r^k \leftarrow (\mu_3 w^{k+1} - \alpha_3^k) + \Psi^T (\mu_2 u^{k+1} - \alpha_2^k)$ 
    $+ \mathbf{P}^T (\mu_1 v^{k+1} - \alpha_1^k)$ 
9:    $\triangleright$  Least-squares update
10:   $\mathbf{x}^{k+1} \leftarrow (\mu_1 \mathbf{P}^T \mathbf{P} + \mu_2 \Psi^T \Psi + \mu_3 \mathbf{I})^{-1} r^k$ 
11:   $\triangleright$  Dual update for  $v, u, w$ 
12:   $\alpha_1^{k+1} \leftarrow \alpha_1^k + \mu_1 (\mathbf{P} \mathbf{x}^{k+1} - v^{k+1})$ 
13:   $\alpha_2^{k+1} \leftarrow \alpha_2^k + \mu_2 (\Psi \mathbf{x}^{k+1} - u^{k+1})$ 
14:   $\alpha_3^{k+1} \leftarrow \alpha_3^k + \mu_3 (\mathbf{x}^{k+1} - w^{k+1})$ 
15: end for

```

---

sparsity constraint in the total variation space [8, 9], yielding the following optimization problem:

$$\hat{\mathbf{x}} = \arg \min_{\mathbf{x} \geq 0} \frac{1}{2} \|\mathbf{y} - \mathbf{C} \mathbf{P} \mathbf{x}\|_2^2 + \tau \|\Psi \mathbf{x}\|_1, \quad (2)$$


where  $\Psi$  computes finite differences along 2D. Eq. (2) can be solved with an iterative optimization algorithm such as ADMM [3], whose pseudocode is shown in Alg. 1.

In the spirit of deep learning, another approach is to collect a sufficiently large dataset of lensless-lensed pairs, and train a neural network, *e.g.* U-Net [5], to approximate the inverse mapping. However, this requires significant training resources and a large dataset to achieve good performance. Alternatively, there exist a range of method between traditional optimization and deep learning, that can promote consistency with the measurements (*e.g.* by incorporating a forward model as in Eq. (1)) and can require less data. These methods are described below and also inspire the proposed method presented in Section 3.

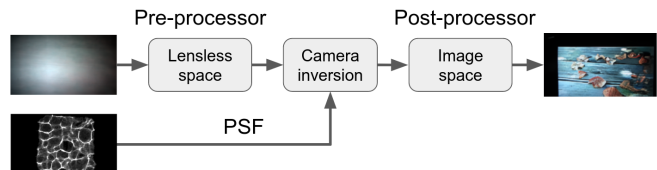
## 2.2. Unrolled reconstruction

Unrolled algorithms are a small departure from pure optimization algorithms as Alg. 1 and a step towards data-driven approaches [4]. In unrolled algorithms, a fixed number of iterations of a convex optimization approach are *unrolled* as layers of a neural network, with each layer  $k$  having its own hyperparameters, *e.g.*  $\{\tau^k, \mu_1^k, \mu_2^k, \mu_3^k\}$  for ADMM, and hyperparameters are trained end-to-end using backpropagation. Since the number of parameters is small, namely a few dozen, it is possible to train such techniques with a small dataset.

While this approach does not have the same theoretical guarantees as classical convex optimization, they can converge faster and achieve better performance than heuristically



**Fig. 1:** Highlighting spatial artifacts of lensless image reconstruction, *e.g.* unrolled ADMM (20 iterations).



**Fig. 2:** Proposed lensless imaging pipeline.

selecting hyperparameters. Therefore, the cost of training can be offset by the gain in inference time. In the context of lensless imaging, an unrolled version of ADMM has been explored by Monakhova *et al.* [2] with great success. They achieve similar results with 5 iterations of unrolled ADMM with learned hyperparameters as with 100 iterations with fixed manually-selected hyperparameters, and train with only 100 examples. With 23000 training examples, they also explore adding a learned denoiser (U-Net of 10M parameters at the output), which produces their best results.

## 3. PROPOSED METHOD

Our proposed imaging pipeline is shown in Fig. 2, which has (1) a novel pre-processor to reduce the measurement noise and better prepare the measurement for (2) the subsequent camera inversion and (3) a post-processor to reduce the artifacts from the reconstruction algorithm and perform additional enhancement. The pre-processor works in a space with well-studied sensor noise sources, but due to the multiplexing property of lensless cameras, the measurements lack any of the structure usually expected by most denoisers. On the other hand, the post-processor works in the well-known space of viewable images, but the artifacts from the reconstruction algorithm are complex with very high spatial coherency and cannot be found in typical noisy natural images, *e.g.* prominent vertical and horizontal streaks as seen in the reconstruction in Fig. 1. Both processors have a very challenging task and are difficult to design, in particularly simultaneously. To this end, our solution is to train both processors *and* the camera inversion end-to-end, such that the appropriate processing can be learned from the data rather than heuristically-

designed processing. While previous work has demonstrated the effectiveness of using a reconstruction algorithm with a post-processor [2, 6], our experiments reveal the additional benefit of incorporating a pre-processor. There are several options for the camera inversion block that can cater to the requirements and constraints of the problem at hand (*e.g.* memory, speed, performance); these approaches include iterative algorithms (ADMM [3]/FISTA [10]), unrolling iterative algorithms [2], trainable camera inversion [6], and Tikhonov regularization [11]. The following sub-sections further describe the motivation behind the proposed components in our reconstruction approach and during training.

### 3.1. Pre-processor

Lensless imaging shares similar challenges to channel estimation and equalization in wireless communications, namely a PSF (similar to the channel) needs to be estimated and its multiplexing effect removed (similar to equalization) to form a viewable image. This inverse problem can be very sensitive to noise in the input, *e.g.* simple zero-forcing (dividing by the channel) can amplify input noise at the output [12]. Minimizing the mean-squared error (MMSE), similar to the formulation in Eq. (2), tries to avoid such amplifications of input noise by minimizing the estimate noise instead of dividing by the channel (note in Alg. 1 that there is no division by the channel but rather by its Gram matrix at Line 10). However, this formulation assumes (1) linearity and (2) good knowledge of the channel. While both assumptions are typically made to simplify lensless imaging reconstruction, it is far from the case: estimating the PSF is difficult; shift invariance (*i.e.* infinite memory effect) is too simplistic of a model; and image sensors can have non-linear responses (especially when there is saturation). Therefore, the goal of the pre-processor is to map the lensless measurement to a space that is more suitable for the reconstruction algorithm, *i.e.* using non-linear operations to map the measurement to a space where the assumptions on linearity and knowledge of the channel better hold for the camera inversion step. The pre-processor can also improve robustness to variations in input noise. In Section 5.1, we perform an experiment to show the benefits of incorporating a pre-processor as the input signal-to-noise ratio (SNR) varies.

### 3.2. Auxiliary loss

During training, deep neural networks can experience vanishing/exploding gradients at the intermediate layers. An auxiliary loss, *i.e.* having an intermediate output redirected to the final backpropagated loss, can lead to more stable training and allow for the training of deeper neural networks [13]. For our application, we redirect the output of the camera inversion block to the output loss, as this image could be discernible and a loss can be computed with the ground-truth lensed image. The proposed auxiliary loss can also ensure more inter-

pretable results, *e.g.* between the reconstruction algorithm and the post-processor, as shown in the experiment of Section 5.2.

## 4. EXPERIMENTAL SETUP

### 4.1. Dataset

We use the DiffuserCam Lensless Mirflickr (DLM) dataset [2], which consists of 25000 pairs of standard (lensed) images and their associated lensless measurement with a diffuser-based lensless camera. The dataset is collected by projecting an image on a computer monitor, and simultaneously capturing an image with both a lensed and a lensless camera. We follow the train-test split suggested by the authors: the first 1000 image pairs are used as a test set, and the remaining 24000 pairs are used for training. In our experiments, we downsample the images by  $2\times$  to a resolution of  $240 \times 135$  pixels.

### 4.2. Training and evaluation

All experiments are run on a Dell Precision 5820 Tower X-Series (08B1) machine with an Intel i9-10900X CPU and an NVIDIA RTX A5000 GPU. PyTorch [14] is used for dataset preparation and training. All models are trained for 25 epochs on the 24000 image pairs with a batch size of 8. The Adam optimizer [15] is used with a learning rate of  $10^{-4}$ . The loss function is a sum of the MSE and the LPIPS score (with VGG weights) [16] between the model output and the lensed image:

$$\mathcal{L}(\mathbf{x}, \hat{\mathbf{x}}) = \mathcal{L}_{\text{MSE}}(\mathbf{x}, \hat{\mathbf{x}}) + \mathcal{L}_{\text{LPIPS}}(\mathbf{x}, \hat{\mathbf{x}}). \quad (3)$$

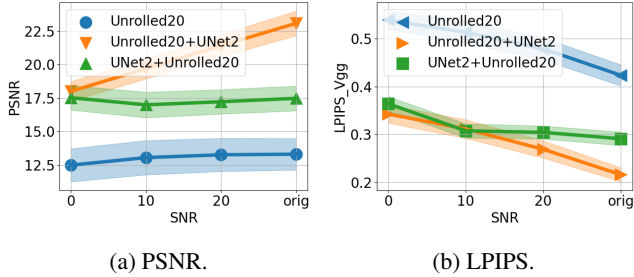
With the proposed auxiliary loss with weighting  $\alpha > 0$ , the backpropagated loss (when there is a post-processor) is:

$$\mathcal{L}_{\text{res}}(\mathbf{x}, \hat{\mathbf{x}}, \hat{\mathbf{x}}_{\text{inv}}) = \mathcal{L}(\mathbf{x}, \hat{\mathbf{x}}) + \alpha \mathcal{L}(\mathbf{x}, \hat{\mathbf{x}}_{\text{inv}}). \quad (4)$$

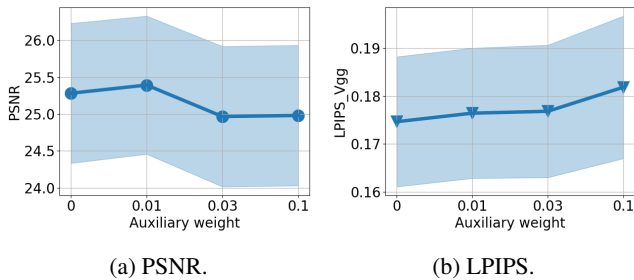
For evaluation, we use peak signal-to-noise ratio (PSNR) and LPIPS. The former is measured in decibels (higher is better) while the latter is within  $[0, 1]$  and lower is better.

### 4.3. Reconstruction algorithm and processors

Unless otherwise noted, all baseline and proposed approaches use ADMM for camera inversion (see Fig. 2) with different variations: 100 iterations with fixed hyperparameters (*ADMM100*), or unrolled with 20 iterations (*Unrolled20*). The processor components are U-Nets with  $d$  residual blocks between each down- and up-sampling layer. There are three down-sampling layers using strided convolutions with a stride of two, and three up-sampling layers using transposed convolutions. The number of channels is 64 for the first layer and is doubled at each down-sampling layer. As processors, we either train the above U-Net architecture from scratch with  $d = 2$ , or fine-tune DRUNet [17] (above architecture with  $d = 4$  that has been trained on degraded-clean image pairs). In the results presented in Section 5, we refer to these processors as *UNet2* and *DRUNet* respectively.



**Fig. 3:** Average and standard deviation (shaded) performance on test set for varying signal-to-noise ratio; “orig” (x-axis) means no simulated noise is added.



**Fig. 4:** Average and standard deviation (shaded) performance on test set for varying auxiliary loss weight.

## 5. RESULTS

We perform three experiments to demonstrate the benefits of the proposed techniques:

1. In Section 5.1, we vary the input SNR to show the utility of the proposed pre-processor component.
2. In Section 5.2, we show how the auxiliary loss from the reconstruction output can improve interpretability.
3. In Section 5.3, we perform a comparison with baselines from previous work.

### 5.1. Varying input signal-to-noise ratio

With this experiment, we show the effectiveness and necessity of a pre-processor for removing noise prior to the camera inversion. To this end, we add shot noise (*i.e.* Poisson distribution) to the DLM dataset at various SNRs (0 dB, 10 dB, 20 dB), and train the following models on the noisy DLM dataset: *Unrolled20*, *Unrolled20+UNet2* (just post-processor as in [2]), *UNet2+Unrolled20* (just pre-processor).

Fig. 3 shows the PSNR and LPIPS of the three approaches as the input SNR varies. Using a pre-processor (*UNet2+Unrolled20*) is more robust to variations in the input SNR, as its slope in Fig. 3 is less steep. While the metrics for using a post-processor (*Unrolled20+UNet2*) are better, the reconstructions, as shown in Fig. 5, reveal the limitations of relying on these metrics for evaluating performance. We

observe that using a pre-processor (third and last column) is better at recovering finer details than the corresponding outputs when using a post-processor (second and fourth column). The lower image quality metrics for the pre-processor are likely due to the grainier outputs and/or color differences with respect to the *Lensed* image. However, these can be easily remedied with the addition of a post-processor. In other words, this experiment reveals the complementary nature of the pre- and post-processors: the pre-processor allows finer details to be recovered by the camera inversion, while the latter enhances the global quality of the image at the output of the camera inversion. We also find that using the pre-processor is more robust to differences between the SNR at training and at inference, *i.e.* generalizing to unseen noise levels. As seen in Fig. 6, for both lower and higher SNRs (than used at training) the reconstruction is more robust with the pre-processor. In the following experiments, no noise is added to the original DLM dataset.


### 5.2. Auxiliary loss

With this experiment, we evaluate the effect of incorporating an auxiliary loss of the unrolled output to the total loss. To this end, we add different amounts of the unrolled output loss, *i.e.*  $\alpha = [0, 0.01, 0.03, 0.1]$  for Eq. (4) ( $\alpha = 0$  is equivalent to no auxiliary loss). The goal is to improve the interpretability of the reconstruction approach, such that insight can be gained from the intermediate outputs. Fig. 4 shows the PSNR and LPIPS of a combined pre- and post-processor approach (*UNet2+Unrolled20+UNet2*) as  $\alpha$  varies. The metrics deteriorate as  $\alpha$  increases, which is expected as we are adding additional constraints to the network in order to avoid vanishing gradients. Nonetheless, this decrease in image quality metrics is minimal: 0.301 dB in PSNR and 4.13% relative increase in LPIPS from  $\alpha = 0$  to  $\alpha = 0.1$ . Fig. 7 shows an example of intermediate outputs with and without the auxiliary loss during training. The final outputs appear very similar with and without the auxiliary loss, whereas the image after the camera inversion is more discernible with the auxiliary loss. From these intermediate outputs, we can observe similar results as before: the pre-processor prepares the input image for improved camera inversion while the post-processor puts the finishing touches.


### 5.3. Benchmark with previous work

In this final experiment, we compare the proposed reconstruction pipeline with baselines from previous work. Tab. 1 presents our results, and Fig. 8 compares reconstructions on test set images. The best result is obtained with the proposed pre- and post-processing approach (last rows in Tab. 1 and last column in Fig. 8), with *UNet2* as a pre-processor and *UNet2* as the post-processor.


While the first two approaches in Tab. 1 require no training data, they miss the necessary enhancement to address



**Fig. 5:** Example outputs of varying signal-to-noise ratio.



**Fig. 6:** Applying *Unrolled20+UNet2* (top) and *UNet2+Unrolled20* (bottom), both trained at 20 dB, to various noise levels.



**Fig. 7:** Influence of auxiliary loss from reconstruction output: top row does not use the auxiliary loss during training; bottom row uses the auxiliary loss with a weight of  $\alpha = 0.1$ .




Fig. 8: Results of different reconstruction approaches.

Method	PSNR $\uparrow$	LPIPS $\downarrow$	# learnable paramaters	Inference time [ms]
ADMM100 [8]	15.2	0.547	-	56.0
Plug-and-play [18]	14.9	0.590	-	549
Unrolled20 [2]	13.3	0.424	80	13.4
Unrolled20 + DRUNet [2]	23.4	0.204	32.6M	22.4
TrainInv+DRUNet [6]	21.7	0.246	32.7M	8.99
UNet2+Unrolled20 + UNet2	<b>25.3</b>	<b>0.175</b>	34.0M	23.1
UNet2+TrainInv + UNet2	22.7	0.224	34.1M	9.75

Table 1: Results of different models on the test set.

artifacts of lensless imaging and reconstruction. *Plug-and-play* applies 20 iterations of ADMM and replaces the soft-thresholding proximal step with *DRUNet* (without having to fine-tune), but *DRUNet* has only been trained with Gaussian noise and cannot deal with the artifacts either. With training data, *Unrolled20* significantly improves LPIPS with respect to *ADMM100* (PSNR is worse as MSE and LPIPS are equally weighted in the loss); but it cannot address color correction. *Unrolled20+DRUNet* is similar to *Le-ADMM-U* from [2]; the added processor (fine-tuned *DRUNet*) significantly improves performance. *TrainInv+DRUNet*, which also fine-tunes the PSF used for inversion as in [6], also exhibits improved performance compared to *Unrolled20*. However, *TrainInv* is less performant as a camera inverter than *Unrolled20* as the lat-

ter uses multiple iterations, but it also makes *TrainInv* faster (more than  $2\times$ ). For both camera inversion approaches, we obtain the best results by splitting the enhancement parameters between the pre- and post-processors as proposed in this work (last rows of Tab. 1).

## 6. CONCLUSION

In this paper, we propose a novel lensless image reconstruction pipeline. It consists of three components trained end-to-end: (1) a newly-proposed pre-processor, (2) a camera inversion block, *e.g.* unrolled ADMM to incorporate knowledge of the physical system, and (3) a post-processor. Our results demonstrate the robustness of the system to a wide range of SNRs, and the effectiveness of the proposed pipeline: 1.9 dB increase in PSNR and 14% relative improvement in LPIPS with respect to previously proposed physics-based methods. Reproducibility and well-structured code are also a priority; the baseline and proposed techniques have been incorporated into *LenslessPiCam* [7] in an object-oriented fashion.

For future work, it would be interesting to jointly optimize the PSF and the reconstruction parameters, as in [19], but with the proposed pipeline. Moreover, we already saw the generalizability of the pre-processor to different SNRs than at training. It would be interesting to explore how well the pre- and post-processor generalize for camera inverters that use a different PSF than at training.

## 7. REFERENCES

- [1] Vivek Boominathan, Jacob T. Robinson, Laura Waller, and Ashok Veeraraghavan, “Recent advances in lensless imaging,” *Optica*, vol. 9, no. 1, pp. 1–16, Jan 2022.
- [2] Kristina Monakhova, Joshua Yurtsever, Grace Kuo, Nick Antipa, Kyrillos Yanny, and Laura Waller, “Learned reconstructions for practical mask-based lensless imaging,” *Opt. Express*, vol. 27, no. 20, pp. 28075–28090, Sep 2019.
- [3] Stephen Boyd, Neal Parikh, Eric Chu, Borja Peleato, and Jonathan Eckstein, “Distributed optimization and statistical learning via the alternating direction method of multipliers,” *Foundations and Trends® in Machine Learning*, vol. 3, no. 1, pp. 1–122, 2011.
- [4] Karol Gregor and Yann LeCun, “Learning fast approximations of sparse coding,” in *Proceedings of the 27th International Conference on International Conference on Machine Learning*, Madison, WI, USA, 2010, ICML’10, p. 399–406, Omnipress.
- [5] Olaf Ronneberger, Philipp Fischer, and Thomas Brox, “U-net: Convolutional networks for biomedical image segmentation,” 2015.
- [6] Salman Siddique Khan, Varun Sundar, Vivek Boominathan, Ashok Veeraraghavan, and Kaushik Mitra, “Flatnet: Towards photorealistic scene reconstruction from lensless measurements,” *IEEE Transactions on Pattern Analysis and Machine Intelligence*, oct 2020.
- [7] Eric Bezzam, Sepand Kashani, Martin Vetterli, and Matthieu Simeoni, “Lenslesspicam: A hardware and software platform for lensless computational imaging with a raspberry pi,” *Journal of Open Source Software*, vol. 8, no. 86, pp. 4747, 2023.
- [8] Nick Antipa, Grace Kuo, Reinhard Heckel, Ben Mildenhall, Emrah Bostan, Ren Ng, and Laura Waller, “Diffusercam: Lensless single-exposure 3d imaging,” *CoRR*, vol. abs/1710.02134, 2017.
- [9] Vivek Boominathan, Jesse Adams, Jacob Robinson, and Ashok Veeraraghavan, “Phlatcam: Designed phase-mask based thin lensless camera,” *IEEE Transactions on Pattern Analysis and Machine Intelligence*, vol. PP, pp. 1–1, 04 2020.
- [10] Amir Beck and Marc Teboulle, “A fast iterative shrinkage-thresholding algorithm for linear inverse problems,” *SIAM journal on imaging sciences*, vol. 2, no. 1, pp. 183–202, 2009.
- [11] M. Salman Asif, Ali Ayremlou, Aswin Sankaranarayanan, Ashok Veeraraghavan, and Richard G. Baraniuk, “Flatcam: Thin, lensless cameras using coded aperture and computation,” *IEEE Transactions on Computational Imaging*, vol. 3, no. 3, pp. 384–397, 2017.
- [12] Jon Mark and Weihua Zhuang, *Wireless communications and networking*, Prentice Hall, 2003.
- [13] Christian Szegedy, Wei Liu, Yangqing Jia, Pierre Sermanet, Scott Reed, Dragomir Anguelov, Dumitru Erhan, Vincent Vanhoucke, and Andrew Rabinovich, “Going deeper with convolutions,” in *Proceedings of the IEEE conference on computer vision and pattern recognition*, 2015, pp. 1–9.
- [14] Adam Paszke, Sam Gross, Francisco Massa, Adam Lerer, James Bradbury, Gregory Chanan, Trevor Killeen, Zeming Lin, Natalia Gimelshein, Luca Antiga, Alban Desmaison, Andreas Kopf, Edward Yang, Zachary DeVito, Martin Raison, Alykhan Tejani, Sasank Chilamkurthy, Benoit Steiner, Lu Fang, Junjie Bai, and Soumith Chintala, “Pytorch: An imperative style, high-performance deep learning library,” in *Advances in Neural Information Processing Systems 32*, pp. 8024–8035. Curran Associates, Inc., 2019.
- [15] Diederik P. Kingma and Jimmy Ba, “Adam: A method for stochastic optimization,” 2017.
- [16] R. Zhang, P. Isola, A. A. Efros, E. Shechtman, and O. Wang, “The unreasonable effectiveness of deep features as a perceptual metric,” in *2018 IEEE/CVF Conference on Computer Vision and Pattern Recognition (CVPR)*, Los Alamitos, CA, USA, jun 2018, pp. 586–595, IEEE Computer Society.
- [17] Kai Zhang, Yawei Li, Wangmeng Zuo, Lei Zhang, Luc Gool, and Radu Timofte, “Plug-and-play image restoration with deep denoiser prior,” *IEEE Transactions on Pattern Analysis and Machine Intelligence*, vol. PP, pp. 1–1, 06 2021.
- [18] Ulugbek S. Kamilov, Charles A. Bouman, Gregory T. Buzzard, and Brendt Wohlberg, “Plug-and-play methods for integrating physical and learned models in computational imaging: Theory, algorithms, and applications,” *IEEE Signal Processing Magazine*, vol. 40, no. 1, pp. 85–97, jan 2023.
- [19] Salman S. Khan, Vivek Boominathan, Ashok Veeraraghavan, and Kaushik Mitra, “Designing optics and algorithm for ultra-thin, high-speed lensless cameras,” in *2023 IEEE International Conference on Multimedia and Expo (ICME)*, 2023, pp. 1583–1588.