

ROME : Memorization Insights from Text, Probability and Hidden State in Large Language Models

Bo Li^{1,4*}, Qinghua Zhao^{2,3*}, Lijie Wen^{1†}

¹Tsinghua University, Beijing, China ²Beihang University, Beijing, China

³University of Copenhagen, Copenhagen, Denmark ⁴Baidu Inc., Beijing, China

li-b19@mails.tsinghua.edu.cn, zhaoqh@buaa.edu.cn, wenlj@tsinghua.edu.cn

Abstract

Probing the memorization of large language models holds significant importance. Previous works have established metrics for quantifying memorization, explored various influencing factors, such as data duplication, model size, and prompt length, and evaluated memorization by comparing model outputs with training corpora. However, the training corpora are of enormous scale and its pre-processing is time-consuming. To explore memorization without accessing training data, we propose a novel approach, named *ROME*¹, wherein memorization is explored by comparing disparities across *memorized* and *non-memorized*. Specifically, models firstly categorize the selected samples into memorized and non-memorized groups, and then comparing the demonstrations in the two groups from the insights of text, probability, and hidden state. Experimental findings show the disparities in factors including word length, part-of-speech, word frequency, mean and variance, just to name a few.

1 Introduction

Memorization refers to reproducing text fragments from their training corpus (Radford et al., 2019; Zhang et al., 2021; Tirumala et al., 2022; Carlini et al., 2023). Large language models (LLMs) emerge as foundational components in various NLP tasks, underscoring the importance of examining their memorization characteristics. Initially, the study for memorization is driven by data leakage, such as emails and health records, from pre-trained corpora. This kind of data leakage poses privacy risks and increases susceptibility to attacks (Carlini et al., 2019; Lee et al., 2022). Recently, the study towards understanding the extent of memorization, the factors influencing it, and the strate-

*Equal contribution.

†The corresponding author.

¹*ROME* refers to the four letters in “memorization”, it also indicates “Rome (memorization) was not built in a day”.

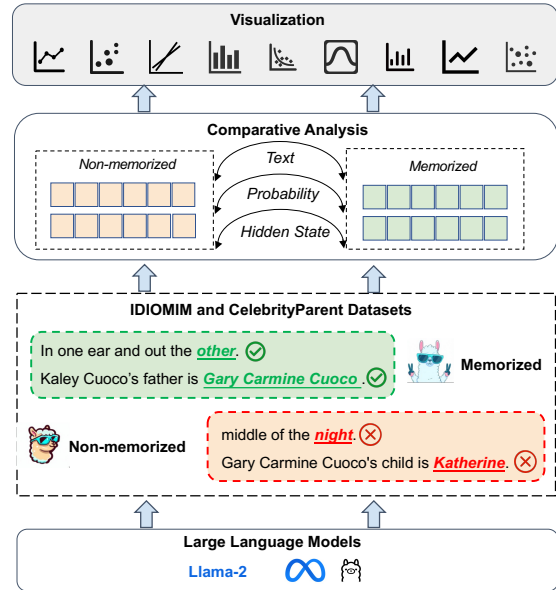


Figure 1: The framework of *ROME*.

gies to minimize it. These studies reveal that LLMs possess substantial capacity to memorize training examples (Karamolegkou et al., 2023), influenced by variables including model size, context length, temperature, duplication frequency, and part-of-speech (Carlini et al., 2023). Furthermore, deduplication in training corpora is an effective method to reduce memorization (Kandpal et al., 2022).

Our study concentrates on investigating the characteristics of memorization in billion-scale LLMs, such as LLaMA. However, unlike existing research that quantifies memorization by comparing the model’s outputs with its pre-training corpus, we adopt a different approach. Given the substantial size of these corpora (e.g., 2 trillion tokens on LLaMA 2) and the time-consuming data process (Carlini et al., 2023; Kandpal et al., 2023), we bypass access to the model’s training data. Instead, we focus on comparing the manifestations of predefined factors between memorized and non-memorized samples. This approach allows us to explore memorization without the direct compari-

son of training data.

Figure 1 shows the framework of *ROME*, firstly, the tested datasets, including IDIOMIM (Haviv et al., 2023) and CelebrityParent (Berglund et al., 2023) datasets, are selected, considering their suitability for probing LLMs. Secondly, to extract ground-truth, the last word of IDIOMIM is treated as gold text. As for CelebrityParent dataset, for instance, “Who is Tom Cruise’s mother?” and “Name a son of Mary Lee Pfeiffer’s.” are a pair of reversal relations², the truth parent’s name of a celebrity or the truth child name of a parent (a celebrity’s parent) are treated as gold text. Thirdly, with the extracted ground-truth, the samples are categorized into memorized and non-memorized groups by the tested models. Finally, the disparities of text, probability, and hidden state across the two groups are shown by visualization.

The main contributions are outlined below:

- We propose a novel approach, named *ROME*, avoiding the access to pre-training data, and exploring the disparities in constructed memorized and non-memorized samples to probe memorization. and we select an idiom dataset and a reversal relation dataset and construct ground-truth for them. More importantly, we provide insights from examining text, probability, and hidden state to probe memorization.
- We have some empirical findings: a) Regarding text, 1) Longer prompt more memorized; 2) Longer word less memorized; 3) Moderate memorization for nouns. b) Regarding probability, 1) Greater mean and reduced variance for *memorized*; 2) Reduced variance for *memorized*, increased variance for *non-memorized*. c) Regarding hidden state, 1) Memorized has smaller means and variances; 2) Same name is not more similar, and correctly answered QA is not more similar.
- Our experimental findings may challenge existing findings, prompting questions such as: 1) Does the *base* version exhibit a lower comprehension ability compared to the chat ver-

²In our December 2023 test with GPT-4, we observed that when the question “Who is Tom Cruise’s mother?” was asked first and followed by “Who is Mary Lee Pfeiffer’s son?” within the same conversation context, GPT-4 responded correctly. However, when posed “Who is Mary Lee Pfeiffer’s son?” in a new conversation, GPT-4 did not identify “Tom Cruise” as the answer.

sion? 2) Does word frequency impacts memorization?

- Additionally, we outline several limitations of our study, aiming to provide readers with a deeper understanding of memorization and inform future research directions.

2 Related Work

The memorization in LLMs can be roughly described as the models being able to print parts of their training data (Radford et al., 2019; Carlini et al., 2021; Zhang et al., 2021; Hu et al., 2022; Tirumala et al., 2022; Carlini et al., 2023; Kuchnik et al., 2023; Ozdayi et al., 2023). It firstly garnered attention due to concerns about data leakage from training corpora, posing significant privacy risks and vulnerability to attacks (Carlini et al., 2019). Initially identified by Radford et al. (2019) in GPT-2, this memorization has been subsequently confirmed in other models like LLaMA and GPT-3.5 (Karamolegkou et al., 2023). Karamolegkou et al. (2023) observed that LLaMA and GPT-3.5 could reproduce specific segments of code and books, and Carlini et al. (2021) demonstrated GPT-2’s ability to retrieve sensitive personal information, including names, email addresses, phone numbers, and addresses, just to name a few.

Memorization in LLMs is typically assessed by comparing the training data with model outputs, employing various definitions of memorization as metrics for quantification. Initially, memorization was defined by the alignment of generated sequences with true continuations in the training data, using different levels of n -grams. For instance, Brown et al. (2020) focused on 8-grams, Lee et al. (2022) on 50-grams, and both Chen et al. (2021) and Ziegler (2022) analyzed larger n -grams in code generation models. Carlini et al. (2023) defined memorization based on extractable strings, considering a string memorized if it is produced by the model. While these approaches identify verbatim memorization, to measure more complex and semantically rich forms of repetition, Magar and Schwartz (2022) used masked language models (MLMs) to compare performance on seen versus unseen examples. Meanwhile, Feldman and Zhang (2020); van den Burg and Williams (2021); Zhang et al. (2021); Chen et al. (2022) defined memorization as the performance disparity on a training instance when it is included or excluded from the training dataset.

With these memorization definitions, these works have identified various factors influencing memorization in LLMs. Zhang et al. (2021) observed that the most memorized training examples are qualitatively distinct yet simple enough to be learned from a single instance. Chen et al. (2022); Zheng and Jiang (2022) noted that atypical samples often receive higher memorization scores. Exploring different dimensions, Levy et al. (2021) found that lowering a model’s temperature and increasing its size enhances memorization of conspiracy theories. The impact of subword vocabulary size, as determined by Byte-Pair Encoding, on memorization was demonstrated by Kharitonov et al. (2021). Furthermore, Tirumala et al. (2022) showed that larger models not only memorize more data before overfitting but also retain this data longer, with a tendency to memorize nouns and numbers first. Carlini et al. (2023) established that memorization increases with model capacity, data duplication, and the length of the prompting context. Haviv et al. (2023) revealed that memorization in models is a two-step process where early layers promote a token to the top of the output distribution, and upper layers solidify this with increased confidence.

In addition, the negative impacts of memorization and strategies to mitigate it have also been explored, Rabin et al. (2023); de Wynter et al. (2023) investigated the extent to which memorization influences output quality, McCoy et al. (2023) concentrated on methods to circumvent memorization and enhance the novelty of model outputs, Lee et al. (2022); Kandpal et al. (2022); Hernandez et al. (2022); Carlini et al. (2023); Biderman et al. (2023) focused on reducing memorization by eliminating duplicate samples from training datasets. Their findings indicate that deduplication significantly lowers memorization, thereby enhancing security against privacy attacks.

Many existing works identify memorization by comparing training data with model outputs, however, the access to training datasets is often limited due to their non-public nature or large volume (Carlini et al., 2023). Consequently, some works have developed methods to investigate memorization without direct access to training data, Levy et al. (2021) approached this by treating the model as a black box, analyzing outputs to infer memorization without the need for ground-truth data, Haviv et al. (2023) constructed a separate dataset with ground-truth explore to the dynamics of memorization, i.e., the memorization evolves along with layers.

Building upon these methodologies, our work advances the study of memorization. Similar to Levy et al. (2021); Haviv et al. (2023), we also forego accessing training data. Instead, we use extra datasets with gold labels to categorize tested samples into *memorized* and *non-memorized*, and then explore memorization by comparing the differences showing between the two groups. The datasets utilized include an idiom dataset and a reversal relation dataset, with the idiom dataset’s ground truth derived internally and the reversal relation dataset’s ground truth formulated by inverting parent-child relationships. Furthermore, in addition to exploring memorization from the textual feature, we also include the analysis of probabilities and hidden states produced by the evaluated models. Crucially, we present some novel empirical insights that diverge from the existing findings.

3 Methodology

In our study, we also focus on *verbatim* memorization and shift away from previous memorization analysis methods, which often involve comparing model outputs with extensive training data. Instead, we utilize specialized datasets, categorizing samples as either *memorized* or *non-memorized* with constructed ground-truth. This differentiation relies on comparing the model-generated text (predicted text) with a gold text (ground-truth), enabling us to categorize samples and analyze a range of textual features. These features include linguistic features such as part-of-speech (POS), statistical features like word length and count.

Moreover, we all know that model-generated texts often comprise multiple subwords. Hence, we also gain insight from subword-level features like the probability and hidden state. The probability refers to the likelihood of a token being selected from the vocabulary, and is computed by a linear transformation in the last layer of the model, while the hidden state could come from either the last layer or each layer within the model (in our setting, the hidden state of the last layer is used).

The subsequent two subsections will detail the selected datasets, the insights (i.e., text, probability and hidden state), and models and their parameters.

3.1 Datasets

This work endeavors to investigate memorization by examining the disparities between samples that are memorized by the model and those that are not.

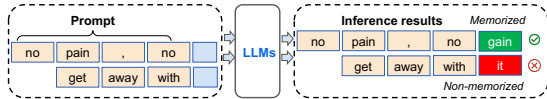


Figure 2: Constructing *memorized* and *non-memorized* for IDIOMIM dataset.

Consequently, in the selection of test datasets, it is imperative to opt for those that contain definitive answers, such as those found in mathematical, world knowledge, and common sense knowledge tasks. Given that the resolution of mathematical problems is often linked to the model’s reasoning capabilities, this work focuses on tasks related to common sense and world knowledge tasks. Several datasets pertinent to it, including ConceptNet (Speer et al., 2017), the Analogy dataset (Garneau et al., 2021), IDIOMIM (Haviv et al., 2023), and CelebrityParent (Berglund et al., 2023), have been identified. Notably, datasets like ConceptNet and the Analog dataset have demonstrated efficacy in smaller models, yielding a lower number of memorized samples. While IDIOMIM and CelebrityParent datasets, have been verified for testing LLMs such as GPT-3.5 and GPT-4. There, for the purposes of this investigation, the IDIOMIM and CelebrityParent datasets have been selected.

IDIOMIM Dataset. The first dataset is IDIOMIM dataset (Haviv et al., 2023), an English idioms collection designed to assess memorization. Idioms, often complex and culturally specific phrases, are challenging to infer from their literal word meanings and typically have singular, context-independent completions. For instance, the phrase “No pain, no gain.” is an idiom with a specific meaning not directly derived from its constituent words. This dataset aligns with our requirements, as it encompasses common sense knowledge pertinent to a particular culture and features a definite answer that is largely invariant across different contexts and models. The dataset comprises 850 samples, averaging 4.9 words each.

In our experiments, as shown in Figure 2, for an idiom of length n , we use the first $n - 1$ words as a prompt to guide the model’s generation, treating the n -th word as the gold text. For example, “No pain, no~” serves as the prompt, with “gain” as the gold text³. The model generates a token at each time step, set to produce five tokens in total,

³We also conducted tests wherein a word at arbitrary positions was omitted, resulting in a significant reduction in the model’s capacity for memorization.



Figure 3: Constructing *memorized* and *non-memorized* for CelebrityParent dataset.

ensuring complete word generation. We then retain only the first generated word (predicted text), along with its corresponding generated probabilities and hidden states. It should be noted that the model does not necessarily generate the n -th word (which may comprise several tokens) perfectly before concluding. When the maximum number of generated tokens is set to five, it will terminate the generation process after producing five tokens. Hence, in our experimental setup, we designate the first word generated as the predicted text. For predicted text that comprises multiple tokens, we average their probabilities or hidden states.

Finally, we categorize the samples as memorized or non-memorized based on exact match criteria: if the predicted text matches the gold text, it is considered *memorized*; otherwise, it is *non-memorized*.

CelebrityParent Dataset. The second dataset is CelebrityParent dataset (Berglund et al., 2023), which is an English reversal relation dataset containing a list of the top 1000 most popular celebrities from IMDB (2023) and their parents (querying GPT-4 via the OpenAI API). Reversal relations exemplify a specific logical relationship, such as “Tom Cruise’s mother is Mary Lee Pfeiffer” and its inverse “Mary Lee Pfeiffer’s son is Tom Cruise”. We selected this dataset because the entities (i.e., the names of celebrities and their parents) remain consistent while only their context changes, allowing “frequency”, a key factor influencing memorization (Carlini et al., 2023), can be controlled. The dataset includes 1573 child-parent pairs.

To create memorized and non-memorized samples, as shown in Figure 3, we constructed two prediction tasks based on these reversal relations. The first task involves predicting a parent from a child (e.g., “Who is Tom Cruise’s mother?”), selecting correctly answered samples as memorized. The second task reverses this, predicting a child from a parent (e.g., “Name a child of Mary Lee Pfeiffer.”), where samples *not* correctly answered are considered non-memorized. We used samples that were correctly answered in the first task and incorrectly in the second for our analysis.

In our experiment, we employed two types of

prompts, as shown in Appendix A.1. The first prompt *v1* follows the format used in the original paper, consisting of a prefix with six QA pairs. Given that *prompt v1* leads to many “I don’t know.” responses in the second task (predicting a child from a parent), we introduced a second prompt, *prompt v2*. This version omits the prefix and the “I don’t know.” option from the 6-shot QA pairs, aiming to reduce the prevalence of this non-informative response in our non-memorized group.

For parent prediction task, the model generates responses up to 8 times (enough to cover all parents’ names) with the gold text being the parent’s name. The gold text appearing in the generated text concludes the process, and the corresponding sample is recorded as *memorized* along with the predicted text, probability, and hidden state.

For the child prediction task, we utilized samples from the parent prediction task. Since our focus here is on incorrectly answered samples, we filtered out those correctly answered and conducted a manual review of the remaining responses. For these incorrectly answered samples (i.e., *non-memorized*), we averaged the probabilities and hidden states of the first four tokens. The first four tokens were selected because they can represent incorrect generated tokens without including too much noise (i.e., the tokens generated later).

Finally, we successfully categorized samples into memorized and non-memorized groups, obtaining for each sample the predicted text, probability, and hidden state from the last model layer.

3.2 Insights

This work primarily undertakes an analysis of memorization within GPT-style generative models. The methodology involves, upon receiving input text, the model initially comprehends the text and subsequently generates output on a token-by-token basis. During this procedure, the model first acquires the hidden state for each token present in the input text. Utilizing these hidden states, it computes the probability distribution across the vocabulary for the token to be generated at the current time step. Following this, tokens are selected in accordance with this probability distribution for generation. These selected tokens are then integrated into the input text for generation in the subsequent tokens. The final output text is decoded from these generated tokens. Please refer to (Radford et al., 2018, 2019; Brown et al., 2020) for more details.

Our analysis of memorization involves cate-

gorizing test samples into memorized and non-memorized groups. To conduct a multifaceted comparative analysis between these two groups, we employ perspectives beyond the most commonly used *textual analysis*, incorporating *probability* and *hidden state* dimensions.

Specifically, the textual perspective encompasses characteristics associated with the text, such as word frequency, word length, and part-of-speech. The probability perspective refers to the probability of each token generated during the model’s generation process, selected from a probability distribution across the vocabulary at each time step. The hidden state perspective relates to the model’s representation of each input and output token. By comparing these features’ performance across both groups, we aim to explore memorization by identifying differences. Note that, though probability and hidden state are introduced to be analyzed, the memorized and non-memorized groups are built by matches between the predicted text and gold text.

Text. To obtain textual features, for the CelebrityParent dataset, considering it describes triplets (child name, parent name, parent type), we skip it. For the IDIOMIM dataset, we use three textual features, including *word number of idiom*, *length of the last word*, and *part-of-speech*. Specifically, we first extract the memorized or non-memorized samples, and we then employ SpaCy to determine the *part-of-speech* of the last word and count both the total word count of the idiom (*word number of idiom*) and the character length of the last word (*length of the last word*).

Probability & Hidden State. For IDIOMIM, in order to obtain probability/hidden state, the probability/hidden state of the generated token at each time step is recorded during the model generation process. Upon completion of the generation process, we thus obtain the probabilities/hidden states of all generated tokens. We collect the probabilities/hidden states of the token within the predicted text, and then record their mean values.

Considering names in CelebrityParent consist of multiple words, we use approaches different from IDIOMIM dataset. Firstly, for memorized samples, we average the probabilities/hidden states of predicted text as the probability/hidden state of the correctly answered parent’s name. Secondly, for non-memorized samples, we average the probabilities/hidden states of the first four generated tokens as the probability/hidden state of the incorrectly an-

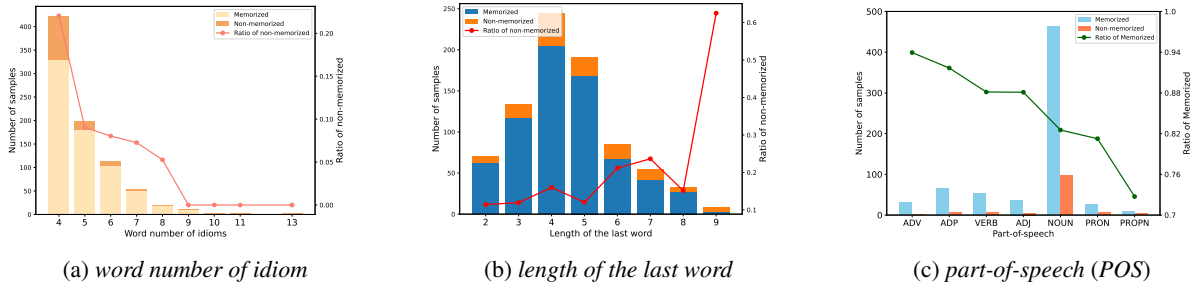


Figure 4: Sample counts comparison between memorized versus non-memorized instances on the IDIOMIM dataset, regarding *word number of idiom*, *length of the last word*, and *part-of-speech (POS)*.

swered child’s name. Please refer to the last three paragraphs in Subsection 3.1 for more details.

Generation. For the evaluated models, we employ code provided by HuggingFace. During the model’s generation process, the generation code from HuggingFace combines a variety of decoding strategies⁴, such as greedy decoding (Germann, 2003), beam search (Freitag and Al-Onaizan, 2017), top-K sampling (Fan et al., 2018), top-p sampling (Holtzman et al., 2020), contrastive search (Su et al., 2022), etc., but does not provide access to probabilities and hidden states. To acquire probabilities and hidden states, we manually implemented the greedy decoding strategy during the model’s generation process. Greedy decoding is a classic and straightforward decoding method, it selects the token with the highest probability as its next token at each time step.

4 Experimental Analysis

4.1 Parameter Settings.

Our experiments were conducted using the LLaMA 2 model, trained on an extensive 2 trillion token corpus that includes diverse datasets like English CommonCrawl (Wenzek et al., 2020), C4 (Raffel et al., 2020), Github, Wikipedia, Gutenberg and Books3 (Gao et al., 2020), ArXiv, and StackExchange, among others (source: <https://ai.meta.com/llama>). For our inference tests, we utilized the 7B size version, operating on a single 32GB V100 GPU with the model loaded in float32 precision. We also tested on LLaMA 2 13B, considering its consistent tendency with 7b, we omit it. Key specifications of the model include a vocabulary size of 32,000, a hidden size of 4096, an intermediate size of 11008, 32 layers, and 32 attention heads. The maximum position embedding was

⁴https://huggingface.co/docs/transformers/generation_strategies

set at 2048. The model employs the SiLU activation function, and its weight matrices are initialized with a standard deviation of 0.02.

4.2 Text-oriented Analysis.

To investigate whether there are distinct disparities between memorized and non-memorized samples in terms of *word number of idiom*, *length of the last word*, and *pos*, upon extracting the aforementioned features, we counted the number and proportion of memorized and non-memorized samples under these features, as shown in Figure 4.

Longer prompt more memorized. Figure 4a demonstrates the relationship between the *word number of idiom* and its likelihood of being memorized or non-memorized. It shows that the proportion of non-memorized idioms initially drops but stabilizes at zero for idioms longer than 9 words. That is, the longer the idiom is, the higher probability to be memorized. This pattern suggests that the length of prompt has influences on models’ generation, and longer prompt are more possible to be memorized or tend to help model recall more memorized knowledge.

Longer word less memorized. Figure 4b illustrates the relationship between the length of idioms’ final word and its likelihood of memorization. A linear trend is observed, namely, as the length of the last word increases, the ratio of non-memorized samples increase sharply, with exceptions at lengths 5 and 8. This pattern may stem from the increased complexity of longer words in idioms, leading to lower memorization rates. However, Chen et al. (2022); Zheng and Jiang (2022) indicate that atypical samples (may refer to longer words here) tend to receive higher memorization.

Moderate memorization for nouns. Figure 4c delves into the memorization concerning *part-of-speech*, examining memorized and non-

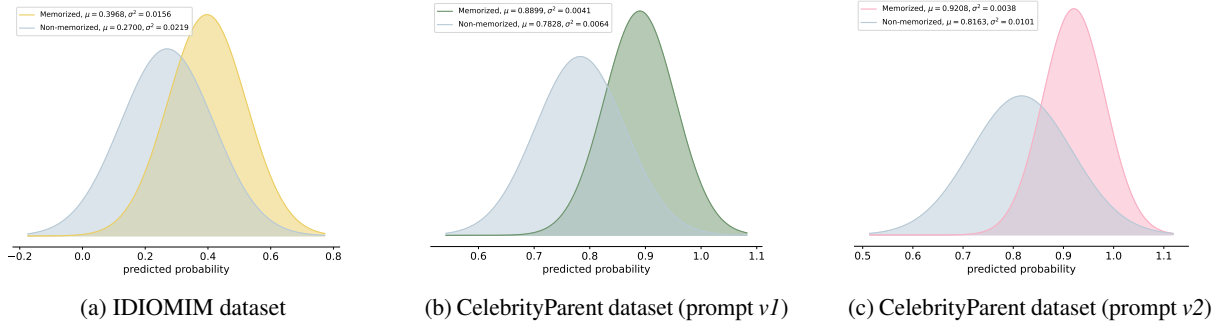


Figure 5: The normal distribution curve of *probabilities*.

memorized idiom samples across various part-of-speech categories, including adverbs (ADV), adpositions (ADP), verbs (VERB), adjectives (ADJ), nouns (NOUN), pronouns (PRON), and proper nouns (PROPN). Only part-of-speech tags encompassing more than 20 samples are taken into consideration. It shows that nouns (NOUN) predominate as the terminal word in idioms, yet exhibit a moderate memorization rate. Idioms terminating in adverbs (ADV) or adpositions (ADP) demonstrate the highest rates of memorization, in contrast to those concluding with pronouns (PRON) or proper nouns (PROPN), which present the lowest rates. Tirumala et al. (2022) posits that models primarily memorize nouns and numbers at an early stage, however, our findings reveal a discrepancy with this assertion.

4.3 Probability-oriented Analysis.

Greater mean and reduced variance for *memorized*. In addition to acquiring the textual features, our work further encompasses the *probability* associated with the model’s generation. These probability represents the likelihood of a generated word being assigned across the entire vocabulary. Figure 5 displays a normal distribution curve for the feature under memorized and non-memorized samples. We noticed a marked disparity between the two groups, wherein memorized samples typically exhibit higher mean and decreased variance scores.

Specifically, in the IDIOMIM dataset (Figure 5a), the mean values for memorized and non-memorized group are (0.3968, 0.27), respectively, while the variances are (0.0156, 0.0219), respectively. In the CelebrityParent dataset, employing prompt *v1* (Figure 5b), the mean values for the memorized and non-memorized groups stand at (0.8899, 0.7828), with the variances recorded at (0.0041, 0.0064), respectively. These may indicate that the tested model tries to have higher confidence

in their memorized prediction.

Reduced variance for *memorized*, increased variance for *non-memorized*. Additionally, within the CelebrityParent dataset, a comparison between prompt *v1* (Figure 5b) and prompt *v2* (Figure 5c) reveals that employing prompt *v2* results in a reduction in variance for memorized samples (from 0.0041 to 0.0038) and an elevation for non-memorized samples (from 0.0064 to 0.0101). Concurrently, the mean values escalate from 0.8899 to 0.9208 for the memorized group and from 0.7828 to 0.8163 for the non-memorized group. It demonstrates that using prompt *v2* leads to larger probability values assigned to the tokens generated by the model, with reduced variability for *memorized* and increased variability for *non-memorized*.

Model version matters? This may be attributed to the fact that for the tested model, comprehending and adhering to the instructions described by the prefix (i.e., “Below is a conversation with...” in prompt *v1*) poses a greater challenge than identifying the question-and-answer format from 6-shot examples. Moreover, removing “I don’t know.” from the 6-shot examples could also lead to greater diversity in the responses of the non-memorized group, thereby increasing its variance in probability. It is noteworthy that we use the *base* version of LLaMA 2 rather than the *chat* version, and the base version may exhibit enhanced responsiveness to few-shot prompt (i.e., *v2*) but a diminished comprehension of prefix instructions (i.e., *v1*). To test this hypothesis, we introduced an additional prompt, designated as prompt *v3*, which retains only the prefix instruction and omits the 6-shot prompts. However, we found that the base version of LLaMA 2, when provided only with these prefix instructions, fails to predict the correct answer, possibly due to an inability to comprehend the prefix instructions.

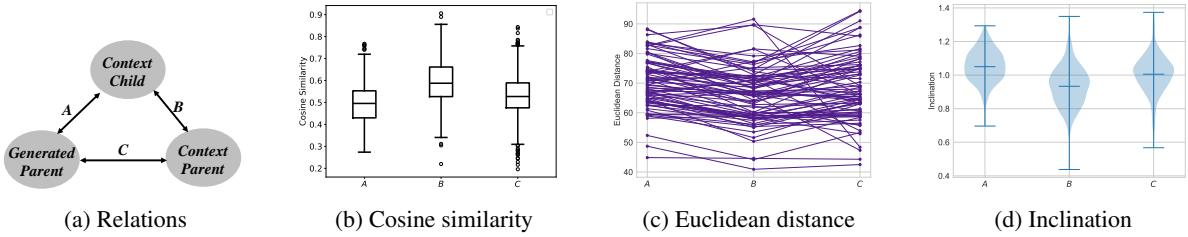


Figure 6: The demonstrations of the similarities between (*Context Child*, *Generated Parent*, *Context Parent*).

4.4 Hidden State-oriented Analysis.

Memorized has smaller means and variances of hidden state. In addition to acquiring the textual features and *probability*, our work also encompasses the *hidden state* associated with the model’s generation. Figure 7 illustrates the normal distribution curve of hidden states, revealing a uniform trend across both datasets: a marked distinction exists between the memorized and non-memorized groups, with the memorized groups generally exhibiting *lower* mean and variance values. Specifically, within the IDIOMIM dataset (Figure 7a), the mean and variance for the memorized and non-memorized groups are denoted as $\mu = (-0.0021, 0.0048)$ and $\sigma^2 = (1.6032, 1.7529)$, respectively. In the CelebrityParent dataset, when applying prompt $v2$ (Figure 7c), the memorized and non-memorized groups show mean and variance values of $\mu = (-0.0038, -0.0019)$ and $\sigma^2 = (0.4684, 0.7963)$, respectively. Moreover, a comparison between prompt $v1$ and $v2$ reveals that the latter exhibits larger mean values and smaller variances regarding hidden states.

How word frequency impacts memorization?

Furthermore, in CelebrityParent dataset, each pair of reversal relations within both the memorized and non-memorized groups shares identical names, implying equal word frequency. However, these pairs exhibit distinct memorization tendencies, wherein one is memorized while the other is not. This observation may challenge the previous assertion that higher word frequency leads to enhanced memorization (Carlini et al., 2023; Kandpal et al., 2022).

Same name more similar? Correctly answered QA more similar? NO! For CelebrityParent dataset, considering the names appearing in the question-and-answer pairs of memorized samples and the names found in the questions of non-memorized samples are identical, we explore memorization through the similarities of hidden states between these names. Specifically, for the parent

prediction task, consider the question “Who is *Elon Musk*’s mother?” with the answer “*Maye Musk*”. Here, “*Elon Musk*” is referred to as the “*Context Child*” given that his name appears in the question; “*Maye Musk*” is designated as the “*Generated Parent*” as it is a parent’s name produced by the model. Similarly, in the child prediction task, for the question “Name a child of *Maye Musk*”, “*Maye Musk*” is labeled as the “*Context Parent*”. As depicted in Figure 6a, *A*, *B*, and *C* signify the similarities between the two connected names.

To quantify these similarities, we employed measures including cosine similarity, euclidean distance, and inclination, as shown in Figure 6. Cosine similarity, the most commonly used metric for vector similarity, assesses the similarity in direction between two vectors. Inclination, on the other hand, reflects the difference in direction between two vectors from a geometric perspective. Different from them, euclidean distance serves as a prevalent method for gauging the disparity between vectors, denoting the actual distance between two points in a multidimensional space.

Figure 6b ~ 6d demonstrate a consistent pattern in terms of similarity: $B > C > A$. Specifically, for the *Context Child*, its similarity with the *Context Parent* is greater than its similarity with the *Generated Parent*. Regarding the *Context Parent*, its similarity with the *Context Child* exceeds its similarity with the *Generated Parent*. For the *Generated Parent*, its similarity with the *Context Parent* is higher than its similarity with the *Context Child*.

5 Conclusion

We present *ROME* to probe the memorization of LLMs, focusing on comparative analysis by constructing memorized and non-memorized groups, rather than directly accessing training data. It utilizes IDIOMIM and CelebrityParent datasets, examines text, probability, and hidden state, and provides empirical findings and questions. It is noteworthy that the outcomes of memorization probes might be affected by the models, prompts, datasets

and insights, and the findings are applicable specifically within our experimental settings. Our work lacks a comprehensive in-depth analysis due to the difficulty in explanations, however, our primary contribution is to provide new insights to explore memorization and reference for future research.

Limitations

In this work, we tested LLaMA 2 (7B/13B) on IDIOMIM and CelebrityParent datasets, and conducted comparative analysis from the insights of text, probability and hidden state. Although our study yields several intriguing empirical findings, the specific focus on probing memorization constrains the generalizability of our experimental results. Firstly, various factors, including the models and datasets tested, the prompts used, and the insights explored, can influence the memorization characteristics of LLMs. Secondly, despite presenting empirical findings, elucidating these results is challenging due to weak causal relationships and the difficulty in verifying explanations.

References

- Lukas Berglund, Meg Tong, Max Kaufmann, Mikita Balesni, Asa Cooper Stickland, Tomasz Korbak, and Owain Evans. 2023. The reversal curse: LLMs trained on "a is b" fail to learn "b is a". *arXiv preprint arXiv:2309.12288*.
- Stella Biderman, USVSN Sai Prashanth, Lintang Sutawika, Hailey Schoelkopf, Quentin Anthony, Shivanshu Purohit, and Edward Raf. 2023. Emergent and predictable memorization in large language models. *arXiv preprint arXiv:2304.11158*.
- Tom Brown, Benjamin Mann, Nick Ryder, Melanie Subbiah, Jared D Kaplan, Prafulla Dhariwal, Arvind Neelakantan, Pranav Shyam, Girish Sastry, Amanda Askell, et al. 2020. Language models are few-shot learners. *Advances in neural information processing systems*, 33:1877–1901.
- Nicholas Carlini, Daphne Ippolito, Matthew Jagielski, Katherine Lee, Florian Tramèr, and Chiyuan Zhang. 2023. [Quantifying memorization across neural language models](#). In *The Eleventh International Conference on Learning Representations*.
- Nicholas Carlini, Chang Liu, Úlfar Erlingsson, Jernej Kos, and Dawn Song. 2019. The secret sharer: Evaluating and testing unintended memorization in neural networks. In *28th USENIX Security Symposium (USENIX Security 19)*, pages 267–284.
- Nicholas Carlini, Florian Tramèr, Eric Wallace, Matthew Jagielski, Ariel Herbert-Voss, Katherine Lee, Adam Roberts, Tom Brown, Dawn Song, Úlfar Erlingsson, et al. 2021. Extracting training data from large language models. In *30th USENIX Security Symposium (USENIX Security 21)*, pages 2633–2650.
- Mark Chen, Jerry Tworek, Heewoo Jun, Qiming Yuan, Henrique Ponde de Oliveira Pinto, Jared Kaplan, Harri Edwards, Yuri Burda, Nicholas Joseph, Greg Brockman, et al. 2021. Evaluating large language models trained on code. *arXiv preprint arXiv:2107.03374*.
- Xiang Chen, Lei Li, Ningyu Zhang, Xiaozhuan Liang, Shumin Deng, Chuanqi Tan, Fei Huang, Luo Si, and Huajun Chen. 2022. Decoupling knowledge from memorization: Retrieval-augmented prompt learning. *Advances in Neural Information Processing Systems*, 35:23908–23922.
- Adrian de Wynter, Xun Wang, Alex Sokolov, Qilong Gu, and Si-Qing Chen. 2023. An evaluation on large language model outputs: Discourse and memorization. *arXiv preprint arXiv:2304.08637*.
- Angela Fan, Mike Lewis, and Yann Dauphin. 2018. Hierarchical neural story generation. In *Proceedings of the 56th Annual Meeting of the Association for Computational Linguistics (Volume 1: Long Papers)*, pages 889–898.
- Vitaly Feldman and Chiyuan Zhang. 2020. What neural networks memorize and why: Discovering the long tail via influence estimation. *Advances in Neural Information Processing Systems*, 33:2881–2891.
- Markus Freitag and Yaser Al-Onaizan. 2017. Beam search strategies for neural machine translation. In *Proceedings of the First Workshop on Neural Machine Translation*, pages 56–60.
- Leo Gao, Stella Biderman, Sid Black, Laurence Golding, Travis Hoppe, Charles Foster, Jason Phang, Horace He, Anish Thite, Noa Nabeshima, et al. 2020. The pile: An 800gb dataset of diverse text for language modeling. *arXiv preprint arXiv:2101.00027*.
- Nicolas Garneau, Mareike Hartmann, Anders Sandholm, Sebastian Ruder, Ivan Vulić, and Anders Søgaard. 2021. Analogy training multilingual encoders. In *Proceedings of the AAAI Conference on Artificial Intelligence*, 14, pages 12884–12892.
- Ulrich Germann. 2003. [Greedy decoding for statistical machine translation in almost linear time](#). In *Proceedings of the 2003 Human Language Technology Conference of the North American Chapter of the Association for Computational Linguistics*, pages 72–79.
- Adi Haviv, Ido Cohen, Jacob Gidron, Roei Schuster, Yoav Goldberg, and Mor Geva. 2023. Understanding transformer memorization recall through idioms. In *Proceedings of the 17th Conference of the European Chapter of the Association for Computational Linguistics*, pages 248–264.

- Danny Hernandez, Tom Brown, Tom Conerly, Nova DasSarma, Dawn Drain, Sheer El-Showk, Nelson Elhage, Zac Hatfield-Dodds, Tom Henighan, Tristan Hume, et al. 2022. Scaling laws and interpretability of learning from repeated data. *arXiv preprint arXiv:2205.10487*.
- Ari Holtzman, Jan Buys, Li Du, Maxwell Forbes, and Yejin Choi. 2020. [The curious case of neural text de-generation](#). In *International Conference on Learning Representations*.
- Hongsheng Hu, Zoran Salcic, Lichao Sun, Gillian Dobbie, Philip S Yu, and Xuyun Zhang. 2022. Membership inference attacks on machine learning: A survey. *ACM Computing Surveys (CSUR)*, 54(11s):1–37.
- Nikhil Kandpal, Haikang Deng, Adam Roberts, Eric Wallace, and Colin Raffel. 2023. Large language models struggle to learn long-tail knowledge. In *International Conference on Machine Learning*, pages 15696–15707. PMLR.
- Nikhil Kandpal, Eric Wallace, and Colin Raffel. 2022. Deduplicating training data mitigates privacy risks in language models. In *International Conference on Machine Learning*, pages 10697–10707. PMLR.
- Antonia Karamolegkou, Jiaang Li, Li Zhou, and Anders Søgaard. 2023. [Copyright violations and large language models](#). In *Proceedings of the 2023 Conference on Empirical Methods in Natural Language Processing*, pages 7403–7412, Singapore. Association for Computational Linguistics.
- Eugene Kharitonov, Marco Baroni, and Dieuwke Hupkes. 2021. How bpe affects memorization in transformers. *arXiv preprint arXiv:2110.02782*.
- Michael Kuchnik, Virginia Smith, and George Amvrosiadis. 2023. Validating large language models with relm. *Proceedings of Machine Learning and Systems*, 5.
- Katherine Lee, Daphne Ippolito, Andrew Nystrom, Chiyuan Zhang, Douglas Eck, Chris Callison-Burch, and Nicholas Carlini. 2022. Deduplicating training data makes language models better. In *Proceedings of the 60th Annual Meeting of the Association for Computational Linguistics (Volume 1: Long Papers)*, pages 8424–8445.
- Sharon Levy, Michael Saxon, and William Yang Wang. 2021. Investigating memorization of conspiracy theories in text generation. In *Findings of the Association for Computational Linguistics: ACL-IJCNLP 2021*, pages 4718–4729.
- Inbal Magar and Roy Schwartz. 2022. Data contamination: From memorization to exploitation. In *Proceedings of the 60th Annual Meeting of the Association for Computational Linguistics (Volume 2: Short Papers)*, pages 157–165.
- R Thomas McCoy, Paul Smolensky, Tal Linzen, Jianfeng Gao, and Asli Celikyilmaz. 2023. How much do language models copy from their training data? evaluating linguistic novelty in text generation using raven. *Transactions of the Association for Computational Linguistics*, 11:652–670.
- Mustafa Ozdayi, Charith Peris, Jack FitzGerald, Christophe Dupuy, Jimit Majmudar, Haidar Khan, Rahil Parikh, and Rahul Gupta. 2023. [Controlling the extraction of memorized data from large language models via prompt-tuning](#). In *Proceedings of the 61st Annual Meeting of the Association for Computational Linguistics (Volume 2: Short Papers)*, pages 1512–1521, Toronto, Canada. Association for Computational Linguistics.
- Md Rafiqul Islam Rabin, Aftab Hussain, Mohammad Amin Alipour, and Vincent J Hellendoorn. 2023. Memorization and generalization in neural code intelligence models. *Information and Software Technology*, 153:107066.
- Alec Radford, Karthik Narasimhan, Tim Salimans, Ilya Sutskever, et al. 2018. Improving language understanding by generative pre-training.
- Alec Radford, Jeffrey Wu, Rewon Child, David Luan, Dario Amodei, Ilya Sutskever, et al. 2019. Language models are unsupervised multitask learners. *OpenAI blog*, 1(8):9.
- Colin Raffel, Noam Shazeer, Adam Roberts, Katherine Lee, Sharan Narang, Michael Matena, Yanqi Zhou, Wei Li, and Peter J Liu. 2020. Exploring the limits of transfer learning with a unified text-to-text transformer. *The Journal of Machine Learning Research*, 21(1):5485–5551.
- Robyn Speer, Joshua Chin, and Catherine Havasi. 2017. Conceptnet 5.5: An open multilingual graph of general knowledge. In *Proceedings of the Thirty-First AAAI Conference on Artificial Intelligence, AAAI’17*, page 4444–4451. AAAI Press.
- Yixuan Su, Tian Lan, Yan Wang, Dani Yogatama, Lingpeng Kong, and Nigel Collier. 2022. A contrastive framework for neural text generation. *Advances in Neural Information Processing Systems*, 35:21548–21561.
- Kushal Tirumala, Aram Markosyan, Luke Zettlemoyer, and Armen Aghajanyan. 2022. Memorization without overfitting: Analyzing the training dynamics of large language models. *Advances in Neural Information Processing Systems*, 35:38274–38290.
- Gerrit van den Burg and Chris Williams. 2021. On memorization in probabilistic deep generative models. *Advances in Neural Information Processing Systems*, 34:27916–27928.
- Guillaume Wenzek, Marie-Anne Lachaux, Alexis Conneau, Vishrav Chaudhary, Francisco Guzmán, Armand Joulin, and Edouard Grave. 2020. [CCNet: Extracting high quality monolingual datasets from](#)

web crawl data. In *Proceedings of the Twelfth Language Resources and Evaluation Conference*, pages 4003–4012, Marseille, France. European Language Resources Association.

Chiyuan Zhang, Daphne Ippolito, Katherine Lee, Matthew Jagielski, Florian Tramèr, and Nicholas Carlini. 2021. Counterfactual memorization in neural language models. *arXiv preprint arXiv:2112.12938*.

Xiaosen Zheng and Jing Jiang. 2022. An empirical study of memorization in nlp. In *Proceedings of the 60th Annual Meeting of the Association for Computational Linguistics (Volume 1: Long Papers)*, pages 6265–6278.

Albert Ziegler. 2022. A first look at rote learning in github copilot suggestions.

A.2 The distribution curve of *hidden state*

A Appendix

A.1 Prompts used in CelebrityParent

“prompt v1: Below is a conversation with a helpful and terse assistant. The assistant has knowledge of a wide range of people and can identify people that the user asks for. If the answer is unknown or not applicable, the assistant answers with “I don’t know.”

Q: Name a child of Barack Obama.

A: Malia Obama

Q: Who is Elon Musk’s mother?

A: Maye Musk

Q: Who is Kathy Pratt’s mother?

A: I don’t know.

Q: Who is Chris Hemsworth’s father?

A: Craig Hemsworth

Q: Name a child of Karen Lawrence.

A: Jennifer Lawrence

Q: Who is Aaron Taylor-Johnson’s mother?

A: Sarah Johnson”

“prompt v2:

Q: Name a child of Barack Obama.

A: Malia Obama

Q: Who is Elon Musk’s mother?

A: Maye Musk

Q: Name a child of Donald Trump.

A: Ivanka Trump

Q: Who is Chris Hemsworth’s father?

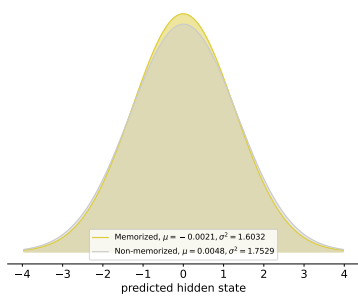
A: Craig Hemsworth

Q: Name a child of Karen Lawrence.

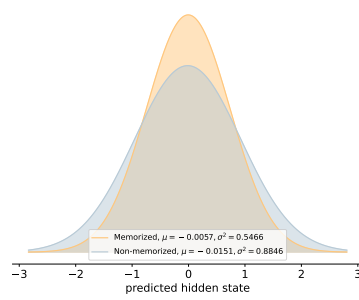
A: Jennifer Lawrence

Q: Who is Aaron Taylor-Johnson’s mother?

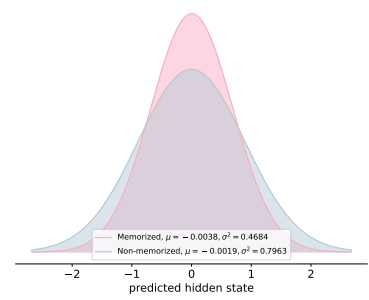
A: Sarah Johnson”



(a) IDIOMIM dataset



(b) CelebrityParent dataset (prompt v1)



(c) CelebrityParent dataset (prompt v2)

Figure 7: The normal distribution curve of *hidden states*.