

Late-Time constraints on Interacting Dark Energy: Analysis independent of H_0 , r_d and M_B

David Benisty^{1,2}, Supriya Pan^{3,4}, and Denitsa Staicova⁵ Eleonora Di Valentino⁶ Rafael C. Nunes^{7,8}

¹ Helsinki Institute of Physics, P.O. Box 64, FI-00014 University of Helsinki, Finland

² Frankfurt Institute for Advanced Studies (FIAS), Ruth-Moufang-Strasse 1, 60438 Frankfurt am Main, Germany

³ Department of Mathematics, Presidency University, 86/1 College Street, Kolkata 700073, India

⁴ Institute of Systems Science, Durban University of Technology, PO Box 1334, Durban 4000, Republic of South Africa

⁵ School of Mathematics and Statistics, University of Sheffield, Hounsfield Road, Sheffield S3 7RH, United Kingdom

⁶ Instituto de Física, Universidade Federal do Rio Grande do Sul, 91501-970 Porto Alegre RS, Brazil

⁷ Divisão de Astrofísica, Instituto Nacional de Pesquisas Espaciais, Avenida dos Astronautas 1758, São José dos Campos, 12227-010, São Paulo, Brazil

ABSTRACT

A possible interaction between cold dark matter and dark energy, corresponding to a well-known interacting dark energy model discussed in the literature within the context of resolving the Hubble tension, has been investigated. We put constraints on it in a novel way, by creating new likelihoods with an analytical marginalization over the Hubble parameter H_0 , the sound horizon r_d , and the supernova absolute magnitude M_B . Our aim is to investigate the impacts on the coupling parameter of the interacting model, ξ , and the equation of state of dark energy w and the matter density parameter $\Omega_{m,0}$. The late-time cosmological probes used in our analysis include the PantheonPlus (calibrated and uncalibrated), Cosmic Chronometers, and Baryon Acoustic Oscillations samples and the Pantheon for comparison. Through various combinations of these datasets, we demonstrate hints of up to 2σ deviation from the standard Λ cold dark matter model.

Key words. Dark Energy; Dark Matter; Interaction; Cosmological parameters;

1. Introduction

Over the last few decades, cosmological measurements indicating an expanding universe with an acceleration have suggested that Einstein's General Theory of Relativity (GR) alone is probably not the ultimate theory of gravity capable of explaining all the available observational evidences. Observational data from Type Ia Supernovae (SNeIa) Riess et al. (1998); Perlmutter et al. (1999); Scolnic et al. (2018), Baryon Acoustic Oscillations (BAO) Addison et al. (2013); Aubourg et al. (2015); Cuesta et al. (2015); Cuceu et al. (2019), and the Cosmic Microwave Background (CMB) Aghanim et al. (2020) provided compelling evidence for the modifications either in the matter sector of the universe or in the gravitational sector. The simplest modification is the introduction of a positive cosmological constant, Λ , into the gravitational equations described by Einstein's GR Riess et al. (1998); Perlmutter et al. (1999); Weinberg (1989); Lombriser (2019); Copeland et al. (2006); Frieman et al. (2008) and the resulting picture – the so-called Λ -Cold Dark Matter (Λ CDM) cosmological model – has been found to be consistent with a wide range of observational datasets. Nevertheless, the Λ CDM model is now facing both theoretical and observational challenges (Verde et al. 2019; Riess 2019; Di Valentino et al. 2021d; Riess et al. 2022; Di Valentino et al. 2021c,e). Consequently, there has been growing momentum for a revision of Λ CDM cosmology in recent times (Knox & Millea 2020; Jedamzik et al. 2021; Di Valentino et al. 2021b; Abdalla et al. 2022; Kamionkowski & Riess 2023; Escudero et al. 2022; Vagnozzi 2023; Khalife et al. 2023). Thus, the question arises: Is GR + Λ the fundamental theory of gravity, or merely an approx-

imation of a more complete gravitational theory yet to be discovered? One natural avenue of exploration is to consider modified gravity theories, which show theoretical and observational promise in addressing the observed discrepancies. With the ever-increasing sensitivity and precision of present and upcoming astronomical surveys, modified gravity theories emerge as viable contenders alongside GR + Λ . The search for the ultimate answer in this direction is ongoing. According to the existing literature, we currently have a cluster of cosmological scenarios broadly classified into two categories: i) cosmological scenarios within GR, commonly known as dark energy models, and ii) cosmological scenarios beyond GR, commonly known as modified gravity models.

In this article, we focus on the first approach, which means that the gravitational sector of the universe is well described by GR, but the modifications in the matter fields are needed to explain the current accelerating phase and recent observational tensions and anomalies that persist in the structure of the standard cosmological model. The list of cosmological models in this particular domain is extensive, and here we are interested in investigating one of the generalized and appealing cosmological theories in which dark matter (DM) and dark energy (DE) interact with each other via an energy exchange mechanism between them. The theory of interacting DM-DE, widely known as IDE, has garnered massive attention in the community and has been extensively studied with many appealing results Amendola (2000); Cai & Wang (2005); Barrow & Clifton (2006); Valiviita et al. (2008, 2010); Gavela et al. (2010); Chen et al. (2014); Clemson et al. (2012); Salvatelli et al. (2013); Li & Zhang (2014); Salvatelli et al. (2014); Yang & Xu (2014a,c); Faraoni

et al. (2014); Yang & Xu (2014b); Li et al. (2014); Pan et al. (2015); Nunes et al. (2016); Yang et al. (2016); Di Valentino et al. (2017); Mifsud & Van De Bruck (2017); Yang et al. (2018b, 2017); Pan et al. (2018); Yang et al. (2018a); Di Valentino et al. (2020a); Yang et al. (2019b, 2018d, 2019c, 2018a); Di Valentino et al. (2020b); Pan et al. (2019, 2020b); Di Valentino et al. (2021a); Johnson & Shankaranarayanan (2021); Johnson et al. (2022); Gao et al. (2021); Escamilla et al. (2023a); Zhai et al. (2023); Hoerning et al. (2023); Pan & Yang (2023); Silva et al. (2024); Giarè et al. (2024) (also see Bolotin et al. (2014); Wang et al. (2016, 2024)). The IDE models gained prominence in modern cosmology for alleviating tensions in some key cosmological parameters (see Refs. Di Valentino et al. (2017); Yang et al. (2018c); Di Valentino et al. (2020a); Aloni et al. (2022); Khachatrian & Stepanian (2020); Liu et al. (2022); Wagner (2022); Zhao et al. (2023); Vagnozzi (2023); Pan & Yang (2023); Wang et al. (2024) for alleviating the Hubble constant tension, and see Refs. Pourtsidou & Tram (2016); An et al. (2018); Benisty (2021); Nunes & Vagnozzi (2021); Lucca (2021); Joseph et al. (2023); Naidoo et al. (2022) for alleviating the growth tension). In IDE, the coupling function (also known as the interaction function) characterizing the transfer of energy between the dark components is the only ingredient that plays an effective role, and its non-null value indicates a deviation from the Λ CDM cosmology. The coupling between the dark sectors therefore invites new physics beyond the Λ CDM paradigm and could offer interesting possibilities in cosmology.

In IDE, the choice of the coupling function is not unique, and there is freedom to explore a variety of interaction functions with the available observational data. In the current work, we investigate a particular well-known interacting model Wang et al. (2016); Di Valentino et al. (2017, 2020a); Yang et al. (2020) using the latest available data from SNeIa, transversal BAO measurements, and the cosmic chronometers (CC). We adopt a model-independent approach to address the cosmological tensions. Instead of assuming any prior knowledge about specific model parameters related to these tensions in cosmology, we choose to marginalize over these parameters. This means, we integrate out these parameters from the resulting χ^2 , ensuring that our results become independent of them.

The marginalization approach, with its roots in previous works Di Pietro & Claeskens (2003); Nesseris & Perivolaropoulos (2004); Perivolaropoulos (2005); Lazkoz et al. (2005); Basilakos & Nesseris (2016); Anagnostopoulos & Basilakos (2018); Camarena & Marra (2021), has been recently used in Staicova & Benisty (2022) to study DE models by marginalizing over $H_0 \cdot r_d$. In Ref. Staicova & Benisty (2022), it was demonstrated that the preference for a DE model can be highly sensitive to the choice of the BAO dataset when using the marginalization approach. For this reason, we adopt the same methodology here but in the context of an interacting scenario between DM and DE. Our goal is to clarify the robustness of previous results when the parameters of the tensions are marginalized and to assess the sensitivity to the choice of the SNeIa dataset

The paper is organized as follows. In Section 2, we describe the interacting scenarios that we wish to study in this work. In Section 3, we describe the methodology and the observational datasets used to constrain these interacting cosmological scenarios. Then, in Section 4, we present the results of the interacting scenarios proposed in this work. Finally, in Section 5, we conclude this article.

2. Interacting Dark Matter and Dark Energy

We work under the assumption of a spatially flat Friedmann-Lemaître-Robertson-Walker (FLRW) line element:

$$ds^2 = -dt^2 + a^2(t) [dr^2 + r^2(d\theta^2 + \sin^2\theta d\phi^2)], \quad (1)$$

where $a(t)$ is the scale factor of the universe. We consider that the matter sector of the universe is minimally coupled to gravity described by Einstein's GR and the matter sector is comprised of non-relativistic baryons and two perfect dark fluids, namely, pressure-less DM and DE. In presence of a non-gravitational interaction between DM and DE, which is characterized by a coupling function $Q(t)$, also known as the interaction rate, the continuity equations of the dark fluids can be written as Wang et al. (2016):

$$\begin{cases} \dot{\rho}_{\text{CDM}} + 3H\rho_{\text{CDM}} &= -Q(t) \\ \dot{\rho}_{\text{DE}} + 3H(1+w)\rho_{\text{DE}} &= Q(t), \end{cases} \quad (2)$$

where an overhead dot represents the derivative with respect to the cosmic time; ρ_{CDM} , ρ_{DE} are the energy density for pressure-less DM and DE, respectively; w represents the barotropic equation of state for the DE fluid; and H is the Hubble parameter. The Hubble parameter connects the energy densities of the matter sector as

$$\rho_b + \rho_{\text{CDM}} + \rho_{\text{DE}} = \left(\frac{3}{8\pi G}\right) H^2, \quad (3)$$

where G is the Newton's gravitational constant, ρ_b denotes the energy density of baryons, and it follows the usual evolution law $\rho_b \propto (a/a_0)^{-3}$, in which a_0 is the scale factor at present time, set to unity. Since we are only interested in the background dynamics at late times, we neglect the radiation contribution. Finally, $Q(t)$ in eqns. (2) denotes the interaction function indicating the rate of energy transfer between the dark components. Note that $Q(t) > 0$ indicates the transfer of energy from DM to DE and $Q(t) < 0$ indicates that energy flow takes place from DE to DM. Once the interaction function is prescribed, the background dynamics of the model can be determined using the conservation equations (2), together with the Friedmann equation (3). In this article we focus on the spatially flat case.

Now, regarding the interaction function, there are precisely two approaches to selecting one. One can either derive this interaction function from some fundamental physical theory, or alternatively, consider a phenomenological choice of the interaction function and test it using observational data. Although the former approach is theoretically robust and appealing, the quest for an answer in this direction is still ongoing. We will consider a well-known interaction function of the form Wang et al. (2016):

$$Q = 3H\xi\rho_{\text{DE}}, \quad (4)$$

which was initially motivated from the phenomenological ground, but it has a minimal field theoretic ground Pan et al. (2020b). In the expression for Q in eqn. (4), ξ refers to the coupling parameter of the interaction function and in general this could be either constant or time dependent Chen et al. (2014); Faraoni et al. (2014); Yang et al. (2019a). Although the time varying ξ is expected to offer a more generalized interacting dynamics, however, in this work, we consider that ξ is constant. We note that for some coupling functions, the energy density of one

or both of the dark fluids could be negative Pan et al. (2020a). However, we do not impose any further constraints on the proposed model and allow the observational data to decide the fate of the resulting cosmological scenario. As the current community is expressing interest in the negativity of the energy density of the DE or the cosmological constant Poulin et al. (2018); Wang et al. (2018); Visinelli et al. (2019); Calderón et al. (2021), therefore, we keep this issue open for the future.

In this work, we will explore two distinct interacting scenarios: *i*) the interacting scenario where the EoS of DE takes the simplest value of $w = -1$, denoted as the “ ξ CDM” model and *ii*) the interacting scenario where $w \neq -1$ is constant but it is a free-to-vary parameter in a certain region, referred to as the “ $w\xi$ CDM” model.

Given the coupling function (4), and assuming our general case with the DE equation of state, w , the evolution laws of DE and CDM can be analytically obtained as

$$\begin{cases} \rho_{DE} = \rho_{DE,0} a^{-3(1+w-\xi)}, \\ \rho_{CDM} = \rho_{CDM,0} a^{-3} + \frac{\xi \rho_{DE,0}}{\xi - w} \left(a^{-3} - a^{-3(1+w-\xi)} \right). \end{cases} \quad (5)$$

Consequently, the dimensionless Hubble parameter can be expressed as

$$E(z)^2 = \Omega_{m,0}(1+z)^3 + \Omega_{DE,0}(1+z)^{3(1+w-\xi)} + \frac{\xi \Omega_{DE,0}}{\xi - w} \left((1+z)^3 - (1+z)^{3(1+w-\xi)} \right), \quad (6)$$

where $1+z = a_0/a$, and $\Omega_i = \rho_i/\rho_c$ ($i = \text{CDM, DE}$) is the density parameter of the i -th fluid (consequently, $\Omega_{i,0}$ represents the current value of the same parameter) where $\rho_c = 3H^2/8\pi G$ is the critical density of the universe. Note that, $\Omega_{m,0} = \Omega_{CDM,0} + \Omega_{b,0}$. From the initial condition $E(0) = 1$ we get $\Omega_{m,0} + \Omega_{DE,0} = 1$.

3. Methodology

In this section we describe the marginalization procedure that has been adopted in this article aiming to constrain the proposed interacting cosmological scenarios.

3.1. Marginalization over degenerate parameters

To circumvent the Hubble tension and mitigate the degeneracy between H_0 and r_d in BAO data, we redefine the χ^2 to integrate variables we prefer not to directly handle. In a cosmological model with n free parameters (e.g., $\Omega_{m,0}$, ξ , w , etc.), these parameters are constrained by minimizing the χ^2 function:

$$\chi^2 = \sum_i [\mathbf{v}_{obs} - \mathbf{v}_{model}]^T C_{ij}^{-1} [\mathbf{v}_{obs} - \mathbf{v}_{model}], \quad (7)$$

where \mathbf{v}_{obs} represents the vector of observed points at each z , \mathbf{v}_{model} denotes the theoretical prediction of the model, and C_{ij} is the covariance matrix. For non-correlated data, C_{ij} reduces to a diagonal matrix with the errors (σ_i^{-2}) on the diagonal.

In our analysis, we utilize three distinct datasets: the SNeIa datasets (Pantheon, calibrated and uncalibrated PantheonPlus), the transverse BAO dataset, and the cosmic chronometers dataset (CC). Below, we delineate the marginalization process for each of these datasets.

3.2. BAO redefinition

For the BAO dataset, we utilize the angular scale measurement $\theta_{BAO}(z)$, which provides the angular diameter distance D_A at redshift z :

$$\theta_{BAO}(z) = \frac{r_d}{(1+z)D_A(z)} = \frac{H_0 r_d}{c} h(z), \quad (8)$$

where

$$h(z) = \frac{1}{(1+z)f(z)} \quad (9)$$

and

$$f(z) = \frac{1}{(1+z)} \int \frac{dz'}{E(z')}. \quad (10)$$

This is valid for the flat universe case. We can express the vector as a dimensionless function multiplied by the parameter $c/H_0 r_d$:

$$\mathbf{v}_{model} = \beta (f(z), E(z)^{-1}) = \beta \mathbf{f}_{model}. \quad (11)$$

By following the approach in Lazkoz et al. (2005); Basilakos & Nesseris (2016); Anagnostopoulos & Basilakos (2018); Camarena & Marra (2021); Staicova & Benisty (2022), one can isolate $\frac{c}{H_0 r_d}$ in the χ^2 expression by expressing it as:

$$\chi^2 = \beta^2 A_\theta - 2B_\theta \beta + C_\theta, \quad (12)$$

where $\beta = \frac{H_0 r_d}{c}$ and

$$A_\theta = \sum_{i=1}^N \frac{h(z_i)^2}{\sigma_i^2}, \quad (13a)$$

$$B_\theta = \sum_{i=1}^N \frac{\theta_D^i h(z_i)}{\sigma_i^2}, \quad (13b)$$

$$C_\theta = \sum_{i=1}^N \frac{(\theta_D^i)^2}{\sigma_i^2}. \quad (13c)$$

By utilizing Bayes's theorem and marginalizing over $\beta = H_0 r_d/c$, we obtain:

$$p(D, M) = \frac{1}{p(D|M)} \int \exp \left[-\frac{1}{2} \chi^2 \right] d\beta, \quad (14)$$

where D represents the data used and M denotes the model. Consequently, by employing $\tilde{\chi}_{BAO}^2 = -2 \ln p(D, M)$, we derive the marginalized χ^2 in the form:

$$\tilde{\chi}^2 = C_\theta - \frac{B_\theta^2}{A_\theta} + \log \left(\frac{A_\theta}{2\pi} \right). \quad (15)$$

This $\tilde{\chi}_\theta^2$ depends solely on $h(z)$, with no dependence on $H_0 \cdot r_d/c$.

3.3. Supernova redefinition

Similarly, by following the approach utilized in Di Pietro & Claeskens (2003); Nesseris & Perivolaropoulos (2004); Perivolaropoulos (2005); Lazkoz et al. (2005); Benisty (2023), we integrate over M_B and H_0 to derive the integrated χ^2 . The measurements of SNeIa are described by the luminosity distance $d_L(z)$ (related to D_A by $D_A = d_L(z)/(1+z)^2$) and its distance modulus $\mu(z)$, given by:

$$\mu_B(z) - M_B = 5 \log_{10} [d_L(z)] + 25, \quad (16)$$

where d_L is measured in units of Mpc, and M_B represents the absolute magnitude.

For these, one can obtain the following integrated χ_{SN}^2 :

$$\bar{\chi}_{SN}^2 = D - \frac{E^2}{F} + \ln \frac{F}{2\pi}, \quad (17)$$

where

$$D = \sum_i (\Delta\mu C_{cov}^{-1} \Delta\mu^T)^2, \quad (18a)$$

$$E = \sum_i (\Delta\mu C_{cov}^{-1} \mathbf{E}), \quad (18b)$$

$$F = \sum_i C_{cov}^{-1}, \quad (18c)$$

where $\Delta\mu = \mu^i - 5 \log_{10} [d_L(z_i)]$, \mathbf{E} represents the unit matrix, and C_{cov}^{-1} is the inverse covariance matrix of the dataset. For the Pantheon dataset, the total covariance matrix is given by $C_{cov} = D_{stat} + C_{sys}$, where $D_{stat} = \sigma_i^2$ arises from the measurement and C_{sys} is provided separately Deng & Wei (2018). For PantheonPlus, the covariance matrix already includes both the statistical and systematic errors.

3.4. Cosmic Chronometers redefinition

Following the same procedure as described in Camarena & Marra (2021), but for the CC likelihood, χ_{CC}^2 , we obtain:

$$\chi_{CC}^2 = \frac{(H_0 E(z) - H_{obs}(z))^2}{\sigma^2} \quad (19)$$

When applied to correlated data with a covariance matrix, the χ^2 expression is redefined as:

$$\chi_{CC}^2 = - \left(G - \frac{B^2}{A} + \log \left(\frac{A}{2\pi} \right) \right) \quad (20)$$

where

$$G = \sum_i (H_i C_{cov}^{-1} H_i^T), \quad (21a)$$

$$B = \sum_i (E_i C_{cov}^{-1} H_i), \quad (21b)$$

$$A = \sum_i (E_i C_{cov}^{-1} E_i^T), \quad (21c)$$

where $H_i = H(z_i, \theta)$ represents the observational data points at each z , and $E_i = E(z_i, \theta)$ denotes the theoretical predictions for $E(z)$.

3.5. Combined Analysis

In our analysis, we also consider the combined likelihood as follows:

$$\bar{\chi}^2 = \bar{\chi}_{BAO}^2 + \bar{\chi}_{SN}^2 + \bar{\chi}_{CC}^2. \quad (22)$$

The $\bar{\chi}^2$ depends only on the total energy density and the interaction strength. It is important to note that the above χ^2 is not normalized, meaning that its absolute value does not serve as a useful measure of the fit's quality.

3.6. Datasets and priors

In this work, we consider the following datasets:

1. **BAO**: For BAO, we adopt the transversal angular dataset provided by Nunes et al. (2020). These points exhibit minimal dependence on cosmological model, rendering them suitable for testing various DE models. While they are uncorrelated, the methodology's minimal assumptions on cosmology result in larger errors compared to those obtained using the standard fiducial cosmology approach Bernui et al. (2023); Nunes & Bernui (2020).
2. **SNeIa**: For the SNeIa dataset, we use 3 different compilations described below:
 - PantheonPlus & SH0ES (labeled as **PP**): The PantheonPlus dataset, along with its covariance, comprises 1701 light curves of 1550 spectroscopically confirmed Type Ia supernovae, from which distance modulus measurements have been derived Riess et al. (2022); Brout et al. (2022); Scolnic et al. (2022). Compiled across 18 different surveys, these light curves represent a significant enhancement over the initial Pantheon analysis, particularly at low redshifts.¹
 - PantheonPlus with removed SH0ES calibration (labeled as **PPNoS**): The PP dataset includes the SH0ES light curves for SNeIa with $z < 0.01$ along with their combined systematic covariance. To exclusively utilize the PantheonPlus dataset, we have excluded all objects with $z < 0.01$ and removed their covariance from the overall covariance matrix.
 - Pantheon (labeled as **P**): For comparison purposes, we include the 'old' Pantheon dataset along with its covariance matrix. This dataset comprises 1048 SNeIa luminosity measurements in the redshift range $z \in (0.01, 2.3)$, binned into 40 points Scolnic et al. (2018). Additionally, we incorporate systematic errors provided by the binned covariance matrix.²
3. **CC**: The Cosmic Chronometers dataset is based on the differential ages of passive galaxies (cosmic chronometers) Moresco et al. (2012); Moresco (2015); Moresco et al. (2016). We use the most recent version of the CC dataset, which includes the full covariance matrix accounting for systematic uncertainties stemming from the initial mass function, stellar library, and metallicity, which has been published in Moresco et al. (2020).³

For likelihood maximization, we employed an affine-invariant nested sampler, as implemented in the open-source package Polychord Handley et al. (2015), and the results are

¹ <https://github.com/PantheonPlusSH0ES/DataRelease>

² <https://github.com/dscolnic/Pantheon/>

³ <https://gitlab.com/mmoresco/CCcovariance>

Model	$\Omega_{m,0}$	ξ	w
<u>CC+BAO+PP</u>			
ξ CDM	0.422 ± 0.026	-0.209 ± 0.076	-1
$w\xi$ CDM	0.26 ± 0.16	-0.03 ± 0.17	-0.80 ± 0.18
<u>CC+BAO+PPNoS</u>			
ξ CDM	0.350 ± 0.031	-0.049 ± 0.096	-1
$w\xi$ CDM	0.28 ± 0.18	0.02 ± 0.24	-0.95 ± 0.23
<u>CC+BAO+P</u>			
ξ CDM	0.332 ± 0.089	0.15 ± 0.13	-1
$w\xi$ CDM	0.41 ± 0.30	0.09 ± 0.25	-1.06 ± 0.25

Table 1. Marginalized constraints (mean values with 68% CL uncertainties) on the free parameters of the interacting scenarios ξ CDM and $w\xi$ CDM, considering the joint analysis of the CC+BAO+SNeIa dataset for the three SNeIa samples considered.

presented using the GetDist package Lewis (2019). Convergence in Polychord is achieved when the posterior mass contained in the live points reaches $p = 10^{-2}$ of the total calculated evidence. Throughout our analysis, we imposed flat priors as follows: $\Omega_{m,0} \in [0, 1]$, $\xi \in [-0.33, 1]$, $w \in [-2, 0]$.

4. Results

In this section, we present the constraints on the interacting scenarios, namely, ξ CDM and $w\xi$ CDM, using the combined datasets including CC, BAO, and various compilations of SNeIa as described in Section 3.6. After analytically marginalizing over the parameters H_0 , r_d , and M_B , the free baseline parameters of the ξ CDM model essentially become $\Omega_{m,0}$ and ξ , while for the $w\xi$ CDM model, they are $\Omega_{m,0}$, ξ , and w . Our key results are reported in Table 1 and in Figs. 1 and 2.

To infer the constraints on the parameters of these two interacting scenarios, we conducted three joint analyses using three distinct SNeIa samples: **PP**, **PPNoS**, and **P**. This approach allows us to compare the results obtained across three different SNeIa datasets, distinguished by sample size and astrophysical systematic uncertainties. A similar comparison was conducted in Briffa et al. (2023), demonstrating the importance of examining how different SNeIa datasets impact the results when extending beyond Λ CDM.

As anticipated, the most precise fit values have been obtained from the calibrated PantheonPlus & SH0ES (**PP**) dataset. Here, the inclusion of incredibly precise measurements from the SH0ES collaboration results in very narrow constraints. Conversely, both the PantheonPlus dataset without SH0ES (**PPNoS**) and the older Pantheon (**P**) datasets yield broader contours for $\Omega_{m,0}$ and ξ (and w), accompanied by slightly less Gaussian convergence. It is important to note that while the marginalization procedure alleviates degeneracies or tensions between certain parameters, it may come at the expense of increased uncertainty in the posterior distribution.

We focus on the constraints on the coupling parameter ξ extracted from the two interacting scenarios examined in this study. Within the ξ CDM framework, utilizing the combined dataset CC+BAO+PP, we observe $\xi = -0.21 \pm 0.08$ at 68% CL. In this scenario, energy flow from DE to CDM is indicated, resulting in

an increase in the CDM energy density throughout the cosmic history. The result at the 95% CL yields $\xi = -0.21 \pm 0.12$, corroborating evidence for ξ and consequently, supporting the presence of an interaction in this context. For the present-day matter density, we obtain $\Omega_{m,0} = 0.42 \pm 0.03$ at the 68% CL. However, it is noteworthy that this analysis exhibits a tendency towards a mean negative value of ξ (as discussed below), indicating a higher value of the total matter density compared to the Λ CDM model. Conversely, when the PPNoS dataset replaces PP in the joint analysis CC+BAO+PPNoS, we find $\xi = -0.05 \pm 0.10$ at the 68% CL, indicating complete compatibility with the null hypothesis, i.e., the Λ CDM model. For CC+BAO+PPNoS, we obtain $\Omega_{m,0} = 0.35 \pm 0.03$ at the 68% CL. Lastly, for the combined dataset employing the Pantheon dataset (CC+BAO+P), we find $\xi = 0.15 \pm 0.13$ at the 68% CL within the ξ CDM framework, indicating the presence of a mild interaction in the dark sector that vanishes at the 95% CL. The matter density in this scenario closely resembles that of the PPNoS dataset leading to $\Omega_{m,0} = 0.33 \pm 0.09$ at the 68% CL.

Regarding the estimations of the Hubble constant, as highlighted in Dhawan et al. (2020); Brout et al. (2022), the local H_0 constraint derived from the Cepheid distance ladder remains insensitive to models beyond the Λ CDM cosmology. However, it is well-established in the literature that there exists a strong correlation between ξ and H_0 (as discussed in Zhai et al. (2023) and references therein). Consequently, during the marginalization process over H_0 , when conducting joint analyses with PP samples, which incorporate Cepheid distance measurements, it is expected that the statistical information regarding the correlation with H_0 will be preserved, thereby maintaining a tendency for $\xi < 0$ at the 68% CL. Conversely, the analysis utilizing the P samples does not extend to cover the low redshifts of the primary distance indicators. Therefore, in this analysis, a tendency for $\xi < 0$ is not expected. Interestingly, a notable trend towards $\xi > 0$ is observed with P samples, suggesting that SNeIa samples lacking primary distance indicators at very low redshifts may indicate a tendency for the coupling parameter to change sign. However, the analysis with PPNoS, which represents an updated version of P samples with an increased sample size, demonstrates complete compatibility with $\xi = 0$.

Now, shifting our focus to the $w\xi$ CDM scenario, we do not find any evidence supporting $\xi \neq 0$ in the context of the joint analyses CC+BAO+PP, CC+BAO+PPNoS, and CC+BAO+P. It is worth noting that when employing a narrower prior on $\Omega_{m,0} \in [0.2, 0.4]$, as detailed in the Appendix 5, we observe mild evidence supporting interaction in the dark sector at more than 95% confidence level (CL) for CC+BAO+P ($\xi = 0.18 \pm 0.17$ at 95% CL). Additionally, focusing on the dark energy equation of state, w , we observe that for the joint analyses with PPNoS and P datasets, the constraints are fully compatible with $w = -1$. However, in the case of the joint analysis with PP dataset, we find indications of a quintessence-type behavior at the 68% CL.

It is noteworthy that in the w CDM model, a tendency towards $w > -1$ was highlighted in ref. Brout et al. (2022) based solely on the PP analysis. With the addition of CC data, which can also lead to values of w tending towards $w > -1$ in the w CDM model Escamilla et al. (2023b), we observe that this preference for $w > -1$ persists in our analysis within the framework of the $w\xi$ CDM model as well.

To examine the impact of the prior on the results, we perform a joint analysis using the CC+BAO+SNeIa dataset for the three SNeIa samples considered, assuming a Gaussian prior on the matter density $\Omega_{m,0}$ centered around the CMB point from P4, Table 3 of Ref Anchordoqui et al. (2021): $\Omega_{m,0}^{CMB} = 0.139 \pm 0.095$,

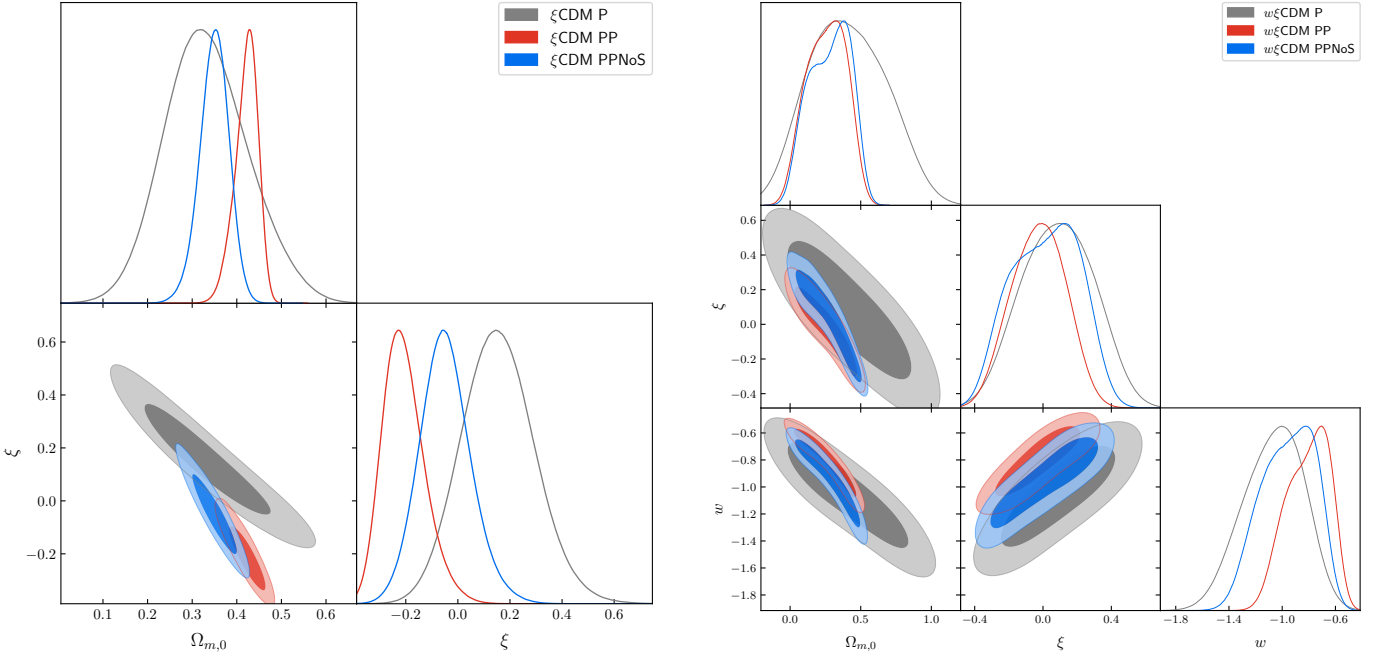


Fig. 1. *Left panel:* Triangular plot showing the 2D joint and 1D marginalized posterior probability distributions for the parameters ξ and $\Omega_{m,0}$ of the ξ CDM scenario. *Right panel:* Similar to the left panel, but for the $w\xi$ CDM scenario.

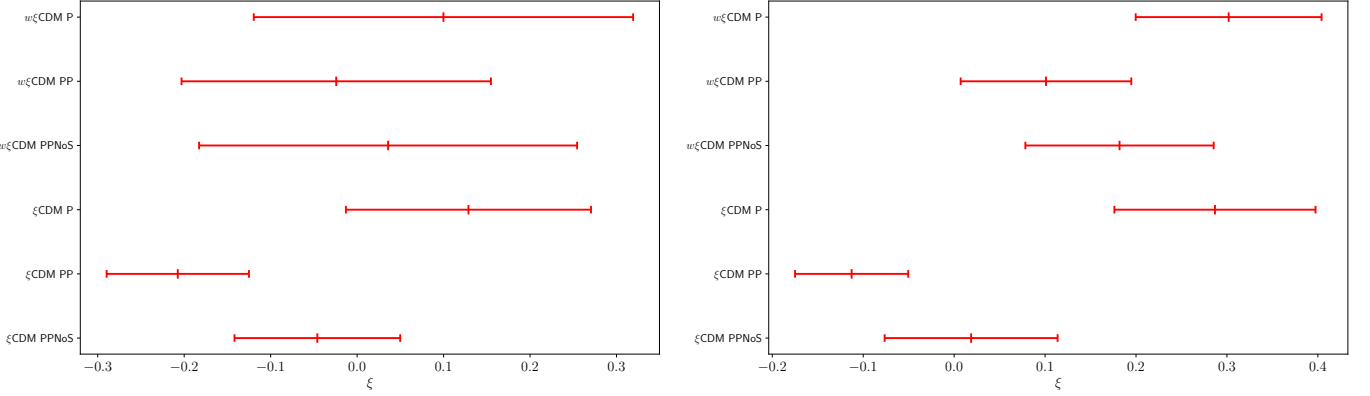


Fig. 2. The mean values and errors of the parameter ξ are presented for the ξ CDM and $w\xi$ CDM models across the three SNeIa datasets. In most cases, the interaction term agrees with $\xi = 0$ within 1σ . The left panel illustrates the results under a uniform prior on the matter density $\Omega_{m,0} \in [0, 1]$, while the right panel assumes a Gaussian prior on $\Omega_{m,0}$ centered around the value obtained from P4, Table 3 of Ref Anchordoqui et al. (2021): $\Omega_{m,0}^{CMB} = 0.139 \pm 0.095$, derived from an imposed IDE model.

derived under the assumption of an IDE model. The results (presented in Table 2) reveal that for the CMB prior, indications of IDE at the 68% CL are observed for the ξ CDM model with the CC+BAO+PP dataset and for the CC+BAO+P dataset. Regarding the $w\xi$ CDM model, evidence for IDE is obtained across all datasets. At the 95% CL, evidence for IDE is observed for ξ CDM with the CC+BAO+P and CC+BAO+PP datasets, and for $w\xi$ CDM with the CC+BAO+P dataset.

Finally, in Fig. 2, we compare the mean values and errors for ξ at the 68% CL under two different priors on $\Omega_{m,0}$ - the standard uniform flat prior and a Gaussian prior corresponding to the CMB prior discussed above. It is evident that while changing the prior reduces the errors, the final mean values remain similar.

An important point to note is the integration of $E(z)$ for negative values of ξ , which may lead to numerical instabilities in non-trivial regions of the parameter space. Due to this, our prior on ξ is not symmetric with respect to 0. We chose a left boundary for ξ to avoid numerical singularities arising from $E(z)$ becoming

imaginary. Additionally, we conducted further tests using a normalized χ^2 and a Cholesky decomposition of the covariance matrix for the PPnoS dataset, which provides an alternative method of computing the inverse matrix. However, neither method resulted in improved convergence or smaller errors.

For comparing different models using statistical measurements assuming the defined datasets, we employ the Akaike Information Criterion (AIC), Bayesian Information Criterion (BIC), and the Bayes Factor (BF) Liddle (2007); Staicova & Benisty (2022). The AIC criterion is defined as:

$$\text{AIC} = -2 \ln(\mathcal{L}_{\max}) + 2k + \frac{2k(k+1)}{N_{\text{tot}} - k - 1}, \quad (23)$$

where \mathcal{L}_{\max} represents the maximum likelihood of the data under consideration, N_{tot} is the total number of data points, and k is the number of parameters. The BIC criterion is defined as

$$\text{BIC} = -2 \ln(\mathcal{L}_{\max}) + k \log(N_{\text{tot}}). \quad (24)$$

Model	$\Omega_{m,0}$	ξ	w
<u>CC+BAO+PP</u>			
ξ CDM CMB	0.389 ± 0.018	-0.113 ± 0.062	-1
$w\xi$ CDM CMB	0.144 ± 0.082	0.101 ± 0.094	-0.680 ± 0.092
<u>CC+BAO+PPNoS</u>			
ξ CDM CMB	0.325 ± 0.031	0.019 ± 0.095	-1
$w\xi$ CDM CMB	0.150 ± 0.090	0.18 ± 0.10	-0.774 ± 0.092
<u>CC+BAO+P</u>			
ξ CDM CMB	0.243 ± 0.061	0.29 ± 0.11	-1
$w\xi$ CDM CMB	0.130 ± 0.096	0.30 ± 0.10	-0.849 ± 0.080

Table 2. Similar to Table 1, but in this case, we are assuming a Gaussian prior on the matter density $\Omega_{m,0}$ centered around the CMB value from P4, Table 3 of Ref Anchordoqui et al. (2021): $\Omega_{m,0}^{CMB} = 0.139 \pm 0.095$ at 68% CL.

Model	ΔAIC	ΔBIC	$\ln(BF)$
<u>CC+BAO+PP</u>			
Λ CDM	–	–	–
ξ CDM	0.74	–4.72	–1.60
$w\xi$ CDM	–1.34	–12.26	–0.16
<u>CC+BAO+PPNoS</u>			
Λ CDM	–	–	–
ξ CDM	–2.21	–7.60	0.97
$w\xi$ CDM	–4.29	–15.06	2.26
<u>CC+BAO+P</u>			
Λ CDM	–	–	–
ξ CDM	–1.99	–4.24	0.79
$w\xi$ CDM	–3.92	–8.41	1.92

Table 3. Summary of the information criteria for the ξ CDM and $w\xi$ CDM models compared to the flat Λ CDM model, utilizing the combined dataset CC+BAO+SNeIa with consideration of three distinct samples of SNeIa. The Akaike Information Criterion (AIC) indicates a preference for Λ CDM, albeit weaker when Cepheids are included. Conversely, the Bayesian Information Criterion (BIC) strongly favors Λ CDM. Additionally, the Bayes Factor (BF) demonstrates a weak preference for the IDE models in the combined analysis CC+BAO+PP.

From these definitions, we calculate $\Delta IC_{\text{model}} = IC_{\Lambda\text{CDM}} - IC_{\text{model}}$, where our base model is the flat Λ CDM. The model with the minimal AIC is considered the best Jeffreys (1939), with a positive ΔIC giving preference to the IDE model, and a negative ΔIC favoring Λ CDM, with $|\Delta IC| \geq 2$ signifying a possible tension. The logarithmic Bayes factor is defined as:

$$\ln(B_{0j}) = \ln \left[\frac{p(d|M_0)}{p(d|M_j)} \right]$$

where $p(d|M_j)$ is the Bayesian evidence for model M_j . The evidence is calculated numerically by Polychord. In Table 3, we set $M_0 = M_{\Lambda\text{CDM}}$, which we compare to the IDE models. According to the revised Jeffrey’s scale Jeffreys (1939), $|\ln(B_{0j})| < 1$ is inconclusive for any of the models, negative values support the IDE model, and positive values favor the Λ CDM model.

The results are summarized in Table 3. For all three datasets, we compare the Λ CDM model with the IDE models we consider.

We observe that the AIC and BIC criteria strongly favor Λ CDM. The only weak support is for ξ CDM PP. The BF mostly favors Λ CDM, with the notable exception of ξ CDM PP. In this case, we also observe evidence for IDE from ξ at 95% CL. The other case in which there is a preference for ξ CDM at 68% CL, which is Pantheon, shows no statistical preference for ξ CDM, but also inconclusive evidence for Λ CDM. Thus, from a statistical standpoint, for most measures, no notable preference for the present interacting scenario models is observed. However, the results are sensitive to the underlying interacting model.

5. Discussion and future prospects

The interaction between DM and DE is a well-known cosmological scenario that has garnered enormous attention in the community. As explored in the literature, IDE models play an effective role in reconciling the H_0 tension, and this reconciliation is related to the underlying interacting model and its parameters. Additionally, parameters such as the sound horizon, r_d , and the absolute magnitude, M_B , are also related to the H_0 tension. Consequently, all three parameters - H_0 , r_d , and M_B - are dependent on the interacting parameters. In this work, we have investigated an interacting model using a heuristic approach that allows us to examine the intrinsic nature of the model parameters without directly linking them to H_0 , r_d , or M_B . We employ the marginalization method to remove the variables H_0 , M_B , and r_d , thereby aiming to examine the intrinsic nature of the interaction between the dark components. We utilize transversal BAO dataset, Cosmic Chronometers (CC) with accounted covariance, and different compilations of Type Ia Supernovae (SNeIa) datasets - PantheonPlus & SH0ES, PantheonPlus & SH0ES without SH0ES prior (uncalibrated and calibrated), as well as the old Pantheon - for the purpose of comparing results.

Considering a well-known interaction function of the form $Q = 3H\xi\rho_{\text{DE}}$, we investigated two distinct interacting scenarios labeled as ξ CDM and $w\xi$ CDM. We constrained both scenarios using the combined datasets CC+BAO+PP, CC+BAO+PPNoS, and CC+BAO+P, and the results are summarized in Table 1 and Fig. 1. Our results show that for the uncalibrated PantheonPlus & SH0ES (i.e., PPNoS) when combined with CC and BAO, we do not find any evidence of $\xi \neq 0$ in both ξ CDM ($\xi = -0.05 \pm 0.1$ at 68% CL, CC+BAO+PPNoS) and $w\xi$ CDM ($\xi = 0.02 \pm 0.24$ at 68% CL, CC+BAO+PPNoS) scenarios. In the calibrated case (PP), evidence of $\xi \neq 0$ is found in ξ CDM at more than 68% CL ($\xi = -0.21 \pm 0.08$ for CC+BAO+PP), indicating a flow of energy from DE to DM. This is further confirmed by the high

value of the matter density parameter ($\Omega_{m,0} = 0.42 \pm 0.03$ at 68% CL, CC+BAO+PP), which remains at 95% CL. However, for the $w\xi$ CDM scenario, we do not find any such statistical evidence, as reflected by the coupling parameter $\xi = -0.02 \pm 0.17$ at 68% CL (CC+BAO+PP). On the other hand, when the Pantheon dataset is used (i.e., for the combined dataset CC+BAO+P), we obtain $\xi = 0.15 \pm 0.13$ at 68% CL for ξ CDM and $\xi = 0.09 \pm 0.25$ at 68% CL for $w\xi$ CDM, indicating a preference for an interaction between DE and CDM for ξ CDM. However, within the 95% CL, the evidence for $\xi \neq 0$ diminishes, eventually recovering Λ CDM and w CDM models, respectively. Lastly, one can observe that w is closest to Λ CDM for the uncalibrated PantheonPlus & SH0ES dataset.

The marginalization procedure yields interesting new results that exhibit relatively strong dependence on whether the SNeIa dataset is calibrated with the Cepheids or not. Additionally, we observe significant differences between the Pantheon and PantheonPlus datasets in terms of the uncertainties, indicating that the PantheonPlus & SH0ES dataset (PP and PPNoS) are more suitable for such studies. While IDE represents an exciting possibility to alleviate the Hubble tension, further studies on the choice of datasets and parameter space are needed to confirm its contribution. Notably, in this work, we exclude the CMB contribution and only use the transversal BAO dataset, which, while more suitable due to its independence on fiducial cosmology, leads to higher errors compared to the newest mixed angular and radial BAO datasets. In summary, our results imply that the marginalization methodology adopted to examine this particular interacting model could provide new insights if applied to other promising interacting models and with more datasets.

Acknowledgments

D.B. thanks the Carl-Wilhelm Fueck Stiftung and the Margarethe und Herbert Puschmann Stiftung. S.P. acknowledges the financial support from the Department of Science and Technology (DST), Govt. of India under the Scheme ‘‘Fund for Improvement of S&T Infrastructure (FIST)’’ [File No. SR/FST/MS-I/2019/41]. D.S. acknowledges the support of Bulgarian National Science Fund No. KP-06-N58/5. E.D.V acknowledges support from the Royal Society through a Royal Society Dorothy Hodgkin Research Fellowship. R.C.N thanks the financial support from the Conselho Nacional de Desenvolvimento Científico e Tecnológico (CNPq, National Council for Scientific and Technological Development) under the project No. 304306/2022-3, and the Fundação de Amparo à pesquisa do Estado do RS (FAPERGS, Research Support Foundation of the State of RS) for partial financial support under the project No. 23/2551-0000848-3. This article is based upon work from the COST Action CA21136 ‘‘Addressing observational tensions in cosmology with systematics and fundamental physics’’ (CosmoVerse), supported by COST (European Cooperation in Science and Technology).

Appendix A - Assuming smaller priors on the Matter density

For completeness, here we report the marginalized constraints on the ξ CDM and $w\xi$ CDM scenarios considering a smaller prior on $\Omega_{m,0} \in [0.2, 0.4]$. Table 4 and Fig. 3 summarize the results on these two interacting scenarios. In this case, we observe an evidence of interaction within ξ CDM for CC+BAO+PP and CC+BAO+P datasets, while for $w\xi$ CDM, evidence is found

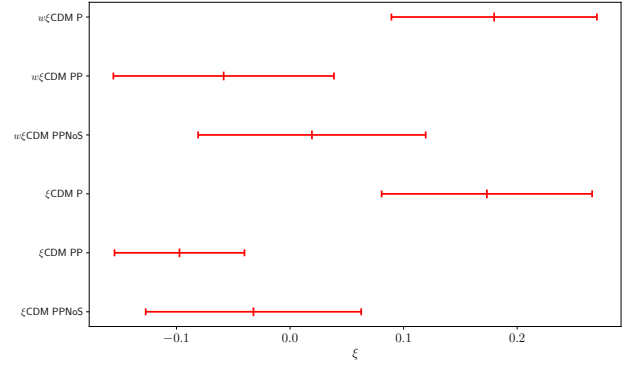


Fig. 3. The mean values and errors of the parameter ξ for the ξ CDM and $w\xi$ CDM models for the three SNeIa datasets with a uniform prior on the matter density parameter $\Omega_{m,0} \in [0.2, 0.4]$. In most of the cases, the interaction agrees with $\xi = 0$ is consistent within 1σ uncertainty.

Model	$\Omega_{m,0}$	ξ	w
<u>CC+BAO+PP</u>			
ξ CDM	0.381 ± 0.015	-0.098 ± 0.061	-1
$w\xi$ CDM	0.309 ± 0.065	-0.058 ± 0.097	-0.834 ± 0.087
<u>CC+BAO+PPNoS</u>			
ξ CDM	0.343 ± 0.028	-0.032 ± 0.095	-1
$w\xi$ CDM	0.302 ± 0.069	0.02 ± 0.10	-0.95 ± 0.11
<u>CC+BAO+P</u>			
ξ CDM	0.316 ± 0.062	0.173 ± 0.093	-1
$w\xi$ CDM	0.290 ± 0.061	0.180 ± 0.090	-0.971 ± 0.079

Table 4. Marginalized constraints (mean values with their 68% CL uncertainties) on the free parameters of the interacting scenarios ξ CDM and $w\xi$ CDM considering the joint analysis CC+BAO+SN dataset for the three SN samples we consider, with the prior $\Omega_{m,0} \in [0.2, 0.4]$.

only for CC+BAO+P. Within the 95% confidence level (CL), the results that remain are $\xi = 0.17 \pm 0.15$ for ξ CDM and $\xi = 0.18 \pm 0.17$ for $w\xi$ CDM, both for the CC+BAO+P dataset. For the rest, the results are consistent with no interaction within 95% CL.

References

- Abdalla, E. et al. 2022, JHEAp, 34, 49
- Addison, G. E., Hinshaw, G., & Halpern, M. 2013, Mon. Not. Roy. Astron. Soc., 436, 1674
- Aghanim, N. et al. 2020, Astron. Astrophys., 641, A6, [Erratum: Astron. Astrophys. 652, C4 (2021)]
- Aloni, D., Berlin, A., Joseph, M., Schmaltz, M., & Weiner, N. 2022, Phys. Rev. D, 105, 123516
- Amendola, L. 2000, Phys. Rev. D, 62, 043511
- An, R., Feng, C., & Wang, B. 2018, JCAP, 02, 038
- Anagnostopoulos, F. K. & Basilakos, S. 2018, Phys. Rev. D, 97, 063503
- Anchordoqui, L. A., Di Valentino, E., Pan, S., & Yang, W. 2021, JHEAp, 32, 28
- Aubourg, E. et al. 2015, Phys. Rev. D, 92, 123516
- Barrow, J. D. & Clifton, T. 2006, Phys. Rev. D, 73, 103520
- Basilakos, S. & Nesseris, S. 2016, Phys. Rev. D, 94, 123525
- Benisty, D. 2021, Phys. Dark Univ., 31, 100766
- Benisty, D. 2023, PoS, CORFU2022, 259
- Bernui, A., Di Valentino, E., Giarè, W., Kumar, S., & Nunes, R. C. 2023, Phys. Rev. D, 107, 103531
- Bolotin, Y. L., Kostenko, A., Lemets, O. A., & Yerokhin, D. A. 2014, Int. J. Mod. Phys. D, 24, 1530007

- Briffa, R., Escamilla-Rivera, C., Levi Said, J., & Mifsud, J. 2023, *Mon. Not. Roy. Astron. Soc.*, 522, 6024
- Brout, D. et al. 2022, *Astrophys. J.*, 938, 110
- Cai, R.-G. & Wang, A. 2005, *JCAP*, 03, 002
- Calderón, R., Gannouji, R., L'Huillier, B., & Polarski, D. 2021, *Phys. Rev. D*, 103, 023526
- Camarena, D. & Marra, V. 2021, *Mon. Not. Roy. Astron. Soc.*, 504, 5164
- Chen, X.-m., Gong, Y., Saridakis, E. N., & Gong, Y. 2014, *Int. J. Theor. Phys.*, 53, 469
- Clemson, T., Koyama, K., Zhao, G.-B., Maartens, R., & Valiviita, J. 2012, *Phys. Rev. D*, 85, 043007
- Copeland, E. J., Sami, M., & Tsujikawa, S. 2006, *Int. J. Mod. Phys. D*, 15, 1753
- Cuceu, A., Farr, J., Lemos, P., & Font-Ribera, A. 2019, *JCAP*, 10, 044
- Cuesta, A. J., Verde, L., Riess, A., & Jimenez, R. 2015, *Mon. Not. Roy. Astron. Soc.*, 448, 3463
- Deng, H.-K. & Wei, H. 2018, *Eur. Phys. J. C*, 78, 755
- Dhawan, S., Brout, D., Scolnic, D., et al. 2020, *Astrophys. J.*, 894, 54
- Di Pietro, E. & Claeskens, J.-F. 2003, *Mon. Not. Roy. Astron. Soc.*, 341, 1299
- Di Valentino, E., Melchiorri, A., & Mena, O. 2017, *Phys. Rev. D*, 96, 043503
- Di Valentino, E., Melchiorri, A., Mena, O., Pan, S., & Yang, W. 2021a, *Mon. Not. Roy. Astron. Soc.*, 502, L23
- Di Valentino, E., Melchiorri, A., Mena, O., & Vagnozzi, S. 2020a, *Phys. Dark Univ.*, 30, 100666
- Di Valentino, E., Melchiorri, A., Mena, O., & Vagnozzi, S. 2020b, *Phys. Rev. D*, 101, 063502
- Di Valentino, E., Mena, O., Pan, S., et al. 2021b, *Class. Quant. Grav.*, 38, 153001
- Di Valentino, E. et al. 2021c, *Astropart. Phys.*, 131, 102604
- Di Valentino, E. et al. 2021d, *Astropart. Phys.*, 131, 102605
- Di Valentino, E. et al. 2021e, *Astropart. Phys.*, 131, 102607
- Escamilla, L. A., Akarsu, O., Di Valentino, E., & Vazquez, J. A. 2023a, 2305.16290
- Escamilla, L. A., Giarè, W., Valentino, E. D., Nunes, R. C., & Vagnozzi, S. 2023b, The state of the dark energy equation of state circa 2023
- Escudero, H. G., Kuo, J.-L., Keeley, R. E., & Abazajian, K. N. 2022, *Phys. Rev. D*, 106, 103517
- Faraoni, V., Dent, J. B., & Saridakis, E. N. 2014, *Phys. Rev. D*, 90, 063510
- Frieman, J., Turner, M., & Huterer, D. 2008, *Ann. Rev. Astron. Astrophys.*, 46, 385
- Gao, L.-Y., Zhao, Z.-W., Xue, S.-S., & Zhang, X. 2021, *JCAP*, 07, 005
- Gavela, M. B., Lopez Honorez, L., Mena, O., & Rigolin, S. 2010, *JCAP*, 11, 044
- Giarè, W., Sabogal, M. A., Nunes, R. C., & Di Valentino, E. 2024, 2404.15232
- Handley, W. J., Hobson, M. P., & Lasenby, A. N. 2015, *Mon. Not. Roy. Astron. Soc.*, 450, L61
- Hoerning, G. A., Landim, R. G., Ponte, L. O., et al. 2023 [arXiv:2308.05807]
- Jedamzik, K., Pogosian, L., & Zhao, G.-B. 2021, *Commun. in Phys.*, 4, 123
- Jeffreys, H. 1939, *The Theory of Probability*, Oxford Classic Texts in the Physical Sciences
- Johnson, J. P., Sangwan, A., & Shankaranarayanan, S. 2022, *JCAP*, 01, 024
- Johnson, J. P. & Shankaranarayanan, S. 2021, *Phys. Rev. D*, 103, 023510
- Joseph, M., Aloni, D., Schmaltz, M., Sivarajan, E. N., & Weiner, N. 2023, *Phys. Rev. D*, 108, 023520
- Kamionkowski, M. & Riess, A. G. 2023, *Ann. Rev. Nucl. Part. Sci.*, 73, 153
- Khachatryan, H. G. & Stepanian, A. 2020, *Astron. Astrophys.*, 642, L9
- Khalife, A. R., Zanjani, M. B., Galli, S., et al. 2023 [arXiv:2312.09814]
- Knox, L. & Millea, M. 2020, *Phys. Rev. D*, 101, 043533
- Lazkoz, R., Nesseris, S., & Perivolaropoulos, L. 2005, *JCAP*, 11, 010
- Lewis, A. 2019 [arXiv:1910.13970]
- Li, Y.-H., Zhang, J.-F., & Zhang, X. 2014, *Phys. Rev. D*, 90, 123007
- Li, Y.-H. & Zhang, X. 2014, *Phys. Rev. D*, 89, 083009
- Liddle, A. R. 2007, *Mon. Not. Roy. Astron. Soc.*, 377, L74
- Liu, Y., Liao, S., Liu, X., et al. 2022, *Mon. Not. Roy. Astron. Soc.*, 511, 3076
- Lombriser, L. 2019, *Phys. Lett. B*, 797, 134804
- Lucca, M. 2021, *Phys. Dark Univ.*, 34, 100899
- Mifsud, J. & Van De Bruck, C. 2017, *JCAP*, 11, 001
- Moresco, M. 2015, *Mon. Not. Roy. Astron. Soc.*, 450, L16
- Moresco, M., Jimenez, R., Verde, L., Cimatti, A., & Pozzetti, L. 2020, *Astrophys. J.*, 898, 82
- Moresco, M., Pozzetti, L., Cimatti, A., et al. 2016, *JCAP*, 05, 014
- Moresco, M. et al. 2012, *JCAP*, 08, 006
- Naidoo, K., Jaber, M., Hellwing, W. A., & Bilicki, M. 2022 [arXiv:2209.08102]
- Nesseris, S. & Perivolaropoulos, L. 2004, *Phys. Rev. D*, 70, 043531
- Nunes, R. C. & Bernui, A. 2020, *Eur. Phys. J. C*, 80, 1025
- Nunes, R. C., Pan, S., & Saridakis, E. N. 2016, *Phys. Rev. D*, 94, 023508
- Nunes, R. C. & Vagnozzi, S. 2021, *Mon. Not. Roy. Astron. Soc.*, 505, 5427
- Nunes, R. C., Yadav, S. K., Jesus, J. F., & Bernui, A. 2020, *Mon. Not. Roy. Astron. Soc.*, 497, 2133
- Pan, S., Bhattacharya, S., & Chakraborty, S. 2015, *Mon. Not. Roy. Astron. Soc.*, 452, 3038
- Pan, S., de Haro, J., Yang, W., & Amorós, J. 2020a, *Phys. Rev. D*, 101, 123506
- Pan, S., Mukherjee, A., & Banerjee, N. 2018, *Mon. Not. Roy. Astron. Soc.*, 477, 1189
- Pan, S., Sharov, G. S., & Yang, W. 2020b, *Phys. Rev. D*, 101, 103533
- Pan, S. & Yang, W. 2023 [arXiv:2310.07260]
- Pan, S., Yang, W., Di Valentino, E., Saridakis, E. N., & Chakraborty, S. 2019, *Phys. Rev. D*, 100, 103520
- Perivolaropoulos, L. 2005, *Phys. Rev. D*, 71, 063503
- Perlmutter, S. et al. 1999, *Astrophys. J.*, 517, 565
- Poulin, V., Boddy, K. K., Bird, S., & Kamionkowski, M. 2018, *Phys. Rev. D*, 97, 123504
- Pourtsidou, A. & Tram, T. 2016, *Phys. Rev. D*, 94, 043518
- Riess, A. G. 2019, *Nature Rev. Phys.*, 2, 10
- Riess, A. G. et al. 1998, *Astron. J.*, 116, 1009
- Riess, A. G. et al. 2022, *Astrophys. J. Lett.*, 934, L7
- Salvatelli, V., Marchini, A., Lopez-Honorez, L., & Mena, O. 2013, *Phys. Rev. D*, 88, 023531
- Salvatelli, V., Said, N., Bruni, M., Melchiorri, A., & Wands, D. 2014, *Phys. Rev. Lett.*, 113, 181301
- Scolnic, D. et al. 2022, *Astrophys. J.*, 938, 113
- Scolnic, D. M. et al. 2018, *Astrophys. J.*, 859, 101
- Silva, E., Zúñiga Bolaño, U., Nunes, R. C., & Di Valentino, E. 2024, 2403.19590
- Staicova, D. & Benisty, D. 2022, *Astron. Astrophys.*, 668, A135
- Vagnozzi, S. 2023, *Universe*, 9, 393
- Valiviita, J., Maartens, R., & Majerotto, E. 2010, *Mon. Not. Roy. Astron. Soc.*, 402, 2355
- Valiviita, J., Majerotto, E., & Maartens, R. 2008, *JCAP*, 07, 020
- Verde, L., Treu, T., & Riess, A. G. 2019, *Nature Astron.*, 3, 891
- Visinelli, L., Vagnozzi, S., & Danielsson, U. 2019, *Symmetry*, 11, 1035
- Wagner, J. 2022 [arXiv:2203.11219]
- Wang, B., Abdalla, E., Atrio-Barandela, F., & Pavon, D. 2016, *Rept. Prog. Phys.*, 79, 096901
- Wang, B., Abdalla, E., Atrio-Barandela, F., & Pavón, D. 2024 [arXiv:2402.00819]
- Wang, Y., Pogosian, L., Zhao, G.-B., & Zucca, A. 2018, *Astrophys. J. Lett.*, 869, L8
- Weinberg, S. 1989, *Rev. Mod. Phys.*, 61, 1
- Yang, W., Li, H., Wu, Y., & Lu, J. 2016, *JCAP*, 10, 007
- Yang, W., Mena, O., Pan, S., & Di Valentino, E. 2019a, *Phys. Rev. D*, 100, 083509
- Yang, W., Mukherjee, A., Di Valentino, E., & Pan, S. 2018a, *Phys. Rev. D*, 98, 123527
- Yang, W., Pan, S., & Barrow, J. D. 2018b, *Phys. Rev. D*, 97, 043529
- Yang, W., Pan, S., Di Valentino, E., et al. 2018c, *JCAP*, 09, 019
- Yang, W., Pan, S., Herrera, R., & Chakraborty, S. 2018d, *Phys. Rev. D*, 98, 043517
- Yang, W., Pan, S., & Mota, D. F. 2017, *Phys. Rev. D*, 96, 123508
- Yang, W., Pan, S., Nunes, R. C., & Mota, D. F. 2020, *JCAP*, 04, 008
- Yang, W., Pan, S., & Paliathanasis, A. 2019b, *Mon. Not. Roy. Astron. Soc.*, 482, 1007
- Yang, W., Pan, S., Xu, L., & Mota, D. F. 2019c, *Mon. Not. Roy. Astron. Soc.*, 482, 1858
- Yang, W. & Xu, L. 2014a, *Phys. Rev. D*, 89, 083517
- Yang, W. & Xu, L. 2014b, *Phys. Rev. D*, 90, 083532
- Yang, W. & Xu, L. 2014c, *JCAP*, 08, 034
- Zhai, Y., Giarè, W., van de Bruck, C., et al. 2023, *JCAP*, 07, 032
- Zhao, Y., Liu, Y., Liao, S., et al. 2023, *Mon. Not. Roy. Astron. Soc.*, 523, 5962