

WanJuan-CC: A Safe and High-Quality Open-sourced English Webtext Dataset

Jiantao Qiu* Haijun Lv* Zhenjiang Jin Rui Wang Wenchang Ning
 Jia Yu Chaobin Zhang Pei Chu Yuan Qu Jin Shi Lindong Lu
 Runyu Peng Zhiyuan Zeng Huanze Tang Zhikai Lei Jiawei Hong
 Keyu Chen Zhaoye Fei Ruiliang Xu Wei Li
 Zhongyin Tu Hang Yan† Conghui He†
 Shanghai Artificial Intelligence Laboratory
 Shanghai, 200232, China
 yanhang@pjlab.org.cn, heconghui@pjlab.org.cn

Abstract

This paper presents WanJuan-CC, a safe and high-quality open-sourced English webtext dataset derived from Common Crawl data. The study addresses the challenges of constructing large-scale pre-training datasets for language models, which require vast amounts of high-quality data. A comprehensive process was designed to handle Common Crawl data, including extraction, heuristic rule filtering, fuzzy deduplication, content safety filtering, and data quality filtering. From approximately 68 billion original English documents, we obtained 2.22T Tokens of safe data and selected 1.0T Tokens of high-quality data as part of WanJuan-CC. We have open-sourced 100B Tokens from this dataset. The paper also provides statistical information related to data quality, enabling users to select appropriate data according to their needs. To evaluate the quality and utility of the dataset, we trained 1B-parameter and 3B-parameter models using WanJuan-CC and another dataset, RefinedWeb. Results show that WanJuan-CC performs better on validation datasets and downstream tasks.

1 Introduction

Recently, large-scale language models have achieved significant accomplishments in numerous natural language processing tasks. Notable research outcomes such as GPT3[1], BLOOM[2], LLAMA[3], Palm[4], Falcon[5], GPT4[6], InternLM[7], ChatGLM[8], and Baichuan[9] have been reported successively. These language models, pre-trained on large-scale data, demonstrate excellent performance across various NLP tasks, even without the need for fine-tuning with labeled data[1].

Existing research indicates that there exists a scaling relationship, known as the **Scaling Law**, among optimal model parameters, training data volume, and total computational overhead in the training process of large models[10]. This implies that to train more powerful models, we need to simultaneously increase the number of model parameters and the scale of the pre-training dataset. Studies have shown that training a language model with 175B parameters requires approximately 3.7T tokens of high-quality pre-training data. However, traditional data schemes that collect and custom clean from specific data sources can no longer meet this scale of data demand, posing new challenges for the construction of pre-training datasets.

Webtext, text data scraped and extracted from the internet, is a key resource for building pre-training datasets. Many large language model studies [1; 2; 3; 4] have claimed to incorporate webtext data

*Co-first authors.

†Co-corresponding author

as part of their pre-training data, mixing it with other high-quality data sources for model training. Some research even demonstrates that using appropriately processed web-scraped data alone can achieve results similar to those obtained with mixed datasets of high-quality data [5].

Common Crawl[11] maintains a freely accessible web-crawled database, significantly reducing the cost of re-crawling data. It provides historical web page data since 2008, making it an essential source for webtext data. However, the quality of data in Common Crawl is inconsistent, with a substantial amount of low-quality data such as format errors, duplicate content, and advertising information, which are not beneficial for model training. Removing these low-quality data can optimize the training effect of the model. Moreover, Common Crawl contains a large amount of unsafe content, such as toxic and pornographic materials, which could lead to unfriendly outputs from the model. The presence of personally identifiable information (PII) in the data could also infringe on user privacy. Therefore, to enhance the safety of the model, it is necessary to filter or mask these data.

To address the aforementioned issues, we designed and implemented a process for handling Common Crawl data, which includes data extraction, heuristic rule filtering, fuzzy deduplication, content safety filtering, and data quality filtering. From the Common Crawl, we selected and extracted approximately 68B original English documents. After undergoing this series of processing steps, we obtained 2.22T Tokens of safe data. Further quality filtering yielded 1T Tokens of high-quality data, forming what we refer to as the WanJuan-CC dataset. We have extracted 100B Tokens from WanJuan-CC as open-source data, accompanied by some statistical information related to data quality, allowing users to select suitable data based on their specific needs.

In summary, the main contributions of this study are as follows:

1. We designed and implemented a process for handling Common Crawl data, which includes steps such as data extraction, heuristic rule filtering, fuzzy deduplication, content safety filtering, and data quality filtering.
2. We extracted raw data from approximately 68 billion documents in Common Crawl. After processing through the aforementioned steps, we obtained 2.22T Tokens (9.71TB) of safe data, and selected 1.0T Tokens (4.45TB) of high-quality data as part of WanJuan-CC. We have open-sourced 100B Tokens from this dataset.
3. We included some statistical information related to data quality in the dataset, allowing users to select appropriate data according to their needs.
4. We used WanJuan-CC and RefinedWeb as training data to train 1B-parameter and 3B-parameter models, using perplexity on the validation dataset and accuracy on downstream tasks as evaluation metrics. The results show that the data quality of WanJuan-CC is superior to that of RefinedWeb.

2 Related Work

2.1 Webtext Datasets

By openly sharing meticulously processed datasets with the community, we can propel advancements in the field of large language models and reduce the cost of data processing for various research institutions. Currently, some publicly available datasets directly utilize the Common Crawl database or adopt the OSCAR dataset [12] based on Common Crawl. This primarily includes studies such as RefinedWeb [5], Redpajama [13], and Dolma [14].

The primary attributes of datasets processed based on Common Crawl include dataset size, the number of CC dumps, as well as the safety of the dataset, personal privacy protection, and data quality filtering methods. These are widely recognized features. We have conducted relevant attribute statistics for the aforementioned datasets and the dataset in this study, and the results are summarized in Table 1. According to the statistical data in the table, among the existing public datasets, only RefinedWeb covers data from more than 90 CC dumps. Currently, no public dataset fully covers content safety measures in terms of toxicity, pornography, and personally identifiable information (PII). Moreover, only redpajama has adopted a model-based quality filtering method, while other datasets merely use heuristic rules for quality filtering. The open-sourced dataset in this study covers 90 CC dumps. In addition to keyword and URL-based blocking, we also used a model-based approach to exclude data containing toxic and pornographic content, and regular expressions were utilized to mask PII

Table 1: Comparison of Pre-training Datasets Including Common Crawl Data

Dataset	Total Size*	CC Dumps	Quality Cls†	URL/Words	Toxic/Porn Cls†	PII Mask
Redpajama	1.2T	46	Yes	No	No	No
Dolma	3.1T	24	No	No	Toxic	Yes
RefinedWeb	5.0T	94	No	Yes	No	No
WanJuan-CC	1.0T	90	Yes	Yes	Both	Yes

* : Count the total size of the dataset claimed by the publisher.

† : Quality Cls and Toxic/Porn Cls mean use model-based classifier to filter the data.

information. Finally, we adopted a model-based quality filtering method to screen out relatively high-quality data. Ultimately, our open-sourced dataset includes 1TB of high-quality data.

2.2 Data Utility

While Common Crawl provides a vast and diverse set of data, it is also interspersed with a considerable amount of low-quality information. This content could negatively impact the performance of models and may lead to the generation of unsafe outputs, thereby reducing the practicality of the models. We collectively refer to these two issues at the data level as *Data Safety* and *Data Quality*, which are overall referred to as *Data Utility*. Herein, we summarize some methods for enhancing *Data Utility* identified in related research.

2.2.1 Data Safety

Employing keywords and domain names to filter certain data is a fundamental measure for data security. For instance, RefinedWeb[5] utilizes a blacklist comprising 4.6 million URLs to filter potentially harmful web pages, and scores each URL based on an unsafe word list, setting thresholds to screen the data. Similarly, Roots[15] also adopts a filtering method based on the density of sensitive words.

Several studies have employed model-based methods to filter out toxic and pornographic data. Toxic content is generally defined as material that causes users to leave their current reading or discussion, posing a significant problem for the primary applications of large language models. Pornography, on the other hand, is typically defined as data containing explicit sexual content. This type of data constitutes a considerable proportion in Common Crawl, not only reducing the ratio of useful data but also potentially leading to unsafe outputs from the model. In Dolma[14], a toxic classifier trained on the Jigsaw dataset[16] was used to filter the data.

The Common Crawl dataset contains a significant number of pages with Personally Identifiable Information (PII), and training models on this data can lead to privacy breaches. To address this issue, the current common practice is to use regular expressions to mask such information, as demonstrated in works like Dolma[14], Roots[15], and Wudao[17] among others.

In this work, we use model-based methods for filtering toxic and pornographic content in addition to keyword and domain blocking, and we mask PII using regular expressions; see 3.5 for details.

2.2.2 Data Quality

Existing pre-training dataset processing pipelines incorporate various methods aimed at data quality. We categorize these into three main aspects: format accuracy, data redundancy, and content quality.

Format correctness primarily focuses on whether the data meets the expected format, such as whether it contains HTML tags, uncommon characters, or whether punctuation is used correctly. In existing research, this is mainly achieved through manual rules targeting the format or heuristic rules based on statistics. For example, clearing HTML tags or JavaScript code, normalizing special characters in the text, and counting the number and proportion of specific character sets, etc. Currently, almost all related studies include this step in their data processing workflow. After referring to the heuristic rules of Gopher and C4, we added some rules based on a deeper observation of the data. For detailed information, please refer to 3.3.

“Duplication” refers to the presence of repeated content in the data. Numerous studies have demonstrated that duplicate data not only wastes computational resources but can also negatively impact model performance. Current deduplication methods mainly fall into three categories: URL-based matching, string-based matching, and fuzzy matching.

URL-based matching methods primarily address duplicate data captured in Common Crawl, such as those employed by RefinedWeb and Dolma. String-based matching methods are used to detect duplicate text segments; for instance, RefinedWeb uses a global suffix tree to find duplicate segments, while Redpajama detects duplicates by calculating and comparing the hash values of each line in every document.

Fuzzy matching methods are mainly used to detect duplication across entire documents, with Locality-Sensitive Hashing (LSH) based methods being the most widely used. For example, Gopher, RefinedWeb, Slimpajama, Wudao, ChineseWebText, and Dolma all use Bloom Filters for deduplication operations. In this study, we chose to use an LSH-based deduplication method, for more details please refer to 3.4.

Content quality refers to whether the information in the dataset can effectively enhance the performance of the model. Typically, we intuitively measure its quality by training and evaluating a model of a certain scale on the dataset. However, this method requires substantial computational resources and is difficult to directly correspond with data filtering strategies.

In existing research, the primary approach is to use known high-quality datasets as positive samples, then train language models (LM) or classifiers for scoring and filtering. For instance, in Redpajama’s work, they used Wikipedia and random Common Crawl data as positive and negative samples respectively, trained a classifier, and used the classification probability of each document as a measure of its quality. Additionally, the Roots project trained a Ken-LM model using Wikipedia data, and used the perplexity of each document as a measure of its quality.

While using high-quality datasets as positive samples reduces additional investment, it lacks intuitive means for data quality assessment and is difficult to adjust specifically. To address the two widespread issues in Common Crawl: Advertising Content and Non-Fluent Content, we adopted a quality filtering method based on classification models in this study. For more details, please refer to 3.6.

3 Method

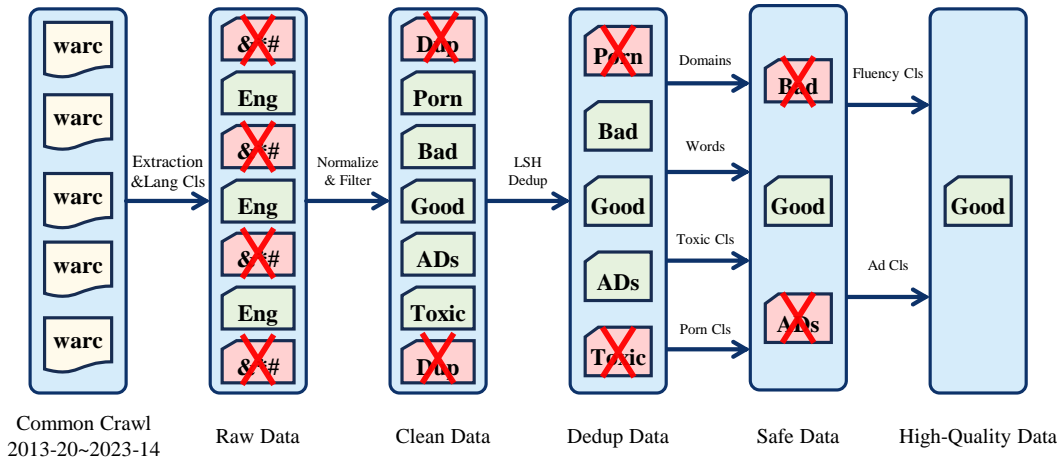


Figure 1: Data Processing Pipeline. “Warc” represents the WARC format data from Common Crawl, “Eng” represents normal English data, “&*” represents data with formatting errors, “Dup” represents duplicate data, “Porn” and “Toxic” represent pornographic and toxic data, respectively. “ADs” and “Bad” represent advertisements and low-quality data, respectively, while “Good” represents high-quality data. The red cross indicates data discarded at that stage.

3.1 Processing Pipeline

The data processing pipeline adopted in this study is shown in Figure 1. Initially, we extract text from the WARC format data of Common Crawl, yielding the **Raw Data**. Subsequently, heuristic rules are applied to filter the **Raw Data**, generating the **Clean Data**. We then employ a deduplication method based on Locality-Sensitive Hashing (LSH) to process the **Clean Data**, resulting in the **Dedup Data**. Following this, we use filtering methods based on keywords and domain lists, as well as harmful content classifiers and obscene content classifiers based on Bert, to filter the **Dedup Data**, producing the **Safe Data**. Finally, we apply a Bert-based advertisement classifier and fluency classifier to further filter the **Safe Data**, obtaining the **High-Quality Data**.

We arrange the order of the pipeline based on computational cost and iteration frequency. Steps with lower computational costs are prioritized, while those with higher iteration frequencies are placed later. For instance, heuristic rule filtering has a relatively low computational cost and can effectively filter out a large amount of invalid text, so we place it as the first step after text extraction. Despite the high computational load of global deduplication, its low iteration frequency leads us to position it as the second step. Both safety filtering and quality filtering have high computational costs, but the threshold for quality filtering may vary depending on the use case, while the threshold for safety filtering is relatively fixed. Therefore, we decide to perform safety filtering first, followed by quality filtering.

Next we will introduce each step’s specific implementation.

3.2 Data Extraction

Each Common Crawl dump contains the original content of the crawled web pages, such as HTML, CSS, JS, and URLs of multimedia resources. To obtain relatively clean and coherent training corpora, we need to extract text information from these raw data. Additionally, at this stage, we can also perform language classification. We employed the *trafilatura* method[18] for text extraction. Subsequently, we utilized the *pycld2* library to classify the language of the extracted text. As this study is solely concerned with English data, we retained only the data marked as “en”, discarding data in other languages.

3.3 Heuristic Rule Filtering

Given the prevalence of parsing errors, formatting issues, and non-natural text in the extracted data, the typical solution is to design heuristic rules to modify and filter these data. Building on the heuristic rules established by Gopher[19] and C4[20], we have added some new rules based on our in-depth observation of the data. Firstly, we implement those rules that would alter the content of the data:

1. Character Normalization: Replace “\xa0” and “\u3000” with standard spaces, and remove other invisible characters.
2. Effective Line Extraction: Find the first and last lines containing punctuation, retain the content between these two lines, and discard the rest. If the first line contains more than three words, it is retained.
3. Line Content Modification: Remove certain patterns, such as: “cookie policy”, “use of cookies”, etc.
4. Line Content Removal: Delete lines with the following characteristics: only contain spaces; contain “lorem ipsum”, “javascript”, “{”, etc.

After applying the above rules to truncate and modify the documents, we execute the following rules for filtering:

1. Drop the doc with the most common character not being a letter;
2. Drop the doc with the ratio of letters to numbers falling below 0.46;
3. Drop the doc with the proportion of the most frequent word in a single document exceeding 7.5% of the total word count (for texts with a total word count of 500 or less, this threshold is 30%);
4. Drop the doc with the word count outside the range of 50 to 100000;

5. Drop the doc with the number of words containing at least one letter accounting for less than 80% of the total word count;
6. Drop the doc with fewer than two stop words;
7. Drop the doc with the average word length outside the range of 3 to 10 characters;
8. Drop the doc with fewer than three lines, or where the third longest line contains fewer than 20 characters;
9. Apply the n-gram duplicate filter proposed by Gopher [19];
10. Drop the doc with the ratio of the total character count to the total word count exceeding 1.2;
11. Drop the doc with only space separator (“\r”, “\n”, “\t”, whitespace etc.);
12. Drop the doc with either a sequence of 500 consecutive spaces or 8 consecutive newline characters;
13. Drop the doc with the proportion of newline characters exceeding 25% of the total character count;
14. Drop the doc with special characters resulting from decoding errors;
15. Drop the doc with any word exceeding 45 letters in length;
16. Drop the doc with any sentence exceeding 56 words in length;
17. Drop the doc if the last character is a colon;
18. Drop the doc containing image URL or no content other than the URL.

After the document has been intercepted, modified, and filtered according to the above rules, we obtained the **Clean Data**.

3.4 Deduplication with MinHash-LSH

Common Crawl contains a large amount of duplicate data, including reprinted articles, templated content, and repeatedly crawled information. This type of duplicate data can negatively impact the training effectiveness of models. To eliminate these duplicates, we employed a deduplication algorithm based on MinHash[21].

Specifically, we utilized the datasketch library[22] for computation, applying 128 hash functions on the 5-gram of the documents to construct signatures, and setting 0.7 as the deduplication threshold. During the processing, we prioritized retaining the most recent data, meaning that Common Crawl dumps with larger numbers were considered first. After the deduplication process using LSH (Locality-Sensitive Hashing), we obtained the Dedup data.

3.5 Safety Filtering

The web data contains a vast amount of unsafe content, including toxic, pornographic, and personally identifiable information (PII). To prevent pre-training models from learning undesirable behaviors from these contents, we initially employed a block domain list, block word list, toxicity classifier, and pornography classifier to tag and uniformly eliminate such data. Subsequently, we used regular expressions to mask any potential PII present in the data.

3.5.1 Block Domain/Word List

We created a blocklist of approximately 13 million unsafe domain names, along with a blocklist of 36,289 unsafe words. We employed domain matching and text matching methods to label all the data. Considering that unsafe words could potentially lead to excessive data deletion, we strived to minimize words that might cause such deletions. By using domain and word filters, we labeled a total of 7.4% of the data.

To compensate for the limitations of the conservative block word list, we employed Bert-based Toxicity and Pornography classifiers to filter the data. The following sections will provide a detailed introduction to the preparation of training data and the training process for these two models, as well as report on their performance.

3.5.2 Toxicity Classification

To address the potential harmful content on the Internet, we utilized the training and test sets provided by the Toxic Comment Classification Challenge on the Kaggle platform[16] to fine-tune the Bert model for toxic data filtering. This dataset includes labels for six categories: toxic, severe_toxic, obscene, threat, insult, and identity_hate. Each piece of data has six 0/1 attribute tags, where 1 indicates that the data possesses the corresponding category attribute, and 0 indicates the absence thereof. We re-labeled each piece of data according to the following rule: if any of the six attributes is 1, it is marked as "toxic"; otherwise, it is marked as "non-toxic". In this way, we obtained a binary classification dataset, with a ratio of approximately 1:2.5 between toxic and non-toxic data. During this process, we did not alter the original division of the training and test sets in the dataset.

We fine-tuned the bert for sequence classification model on the re-annotated training set, and ultimately, with a threshold set at 0.5, the model's precision reached 81.56%, recall was 87.95%, and the F1 score was 84.63%. Utilizing this model, we conducted a comprehensive screening of the Dedup Data dataset, marking all data exceeding a threshold of 0.2 as to-be-discarded. Approximately 3.9% of the data was marked for discarding.

3.5.3 Pornography Classification

Firstly, we referred to the publicly available collection of pornographic website domains on GitHub at <https://github.com/Bon-Appetit/porn-domains/tree/master>, which contains a total of 228,254 domain names of pornographic websites. From the **Dedup Data**, we extracted 100,000 data entries based on this list as samples of pornographic website domains, and inversely extracted another 100,000 data entries as samples of non-pornographic website domains. These samples were drawn proportionally from 90 dumps according to the volume of data in each dump.

In order to obtain a higher quality dataset, we further utilized the pornography content detection interface of Perspective API to annotate these data. Data with scores exceeding 0.1 were classified as pornographic content, while those scoring below 0.1 were considered non-pornographic. Ultimately, we selected 30,000 pieces of pornographic/non-pornographic content data as the training set for fine-tuning the BERT model. From this, we extracted 4,000 pieces of pornographic/non-pornographic content data, which after manual annotation, served as the test set.

In our manually annotated test set, by setting the threshold to 0.3, the optimal model we trained exhibited a precision of 0.79, a recall of 0.991668, and an accuracy of 0.87. We used this model to filter the entire Dedup Data, marking all data exceeding a threshold of 0.2 as to be discarded. Approximately 7.3% of the data was marked in this way.

3.5.4 Personal Identifiable Information Masking

To safeguard user privacy, we employed regular expressions to mask potential Personally Identifiable Information (PII) present in the data. The types of PII that we masked include: IP addresses, passport numbers, GPS location data, personal email addresses, personal phone numbers, identification card numbers, bank account numbers, and physical addresses. For each type of PII, we used corresponding regular expressions for matching, recorded their positions in the text, and then replaced them with "[pii_type]".

In summary, we employed four modules for data safety filtering, including: block domain list, block word list, toxicity classifier, and pornography classifier. Additionally, we utilized regular expressions to mask any potential personally identifiable information (PII). Ultimately, all data marked for discard were filtered out, with the remaining data considered as **Safe Data**.

3.6 Data Quality Filtering

After completing the aforementioned filtering steps, we found that the data still contained a large amount of promotional information and content with poor language fluency. The promotional information mainly manifested as enticing titles and content, which contributed minimally to the training effectiveness of the model. Content with poor language fluency included format errors, machine-generated random text, aggregation of irrelevant content, and content with extremely low information content. To eliminate these elements, we employed a Bert-based classifier for promotional content and language fluency for further data filtering.

3.6.1 Advertisement Classification

In dealing with advertisement attributes, we established a detailed manual annotation guide, requiring annotators to categorize the data into: a) full-text advertisements; b) partial advertisements; c) non-advertisement full text; d) invalid data. Here, "invalid data" represents data that cannot be effectively judged, and this portion of data will be excluded. For the remaining data, we tagged "full-text advertisements" and "partial advertisements" with advertisement content labels, and labeled "non-advertisement full text" with non-advertisement content labels, thereby constructing a binary classification dataset.

3.6.2 Fluency Classification

For the attribute of fluency, we constructed a more comprehensive manual annotation questionnaire, requiring annotators to evaluate from the following four data usability dimensions:

1. **Consistency**, that is, checking whether the data revolves around the same theme throughout, to avoid topic confusion caused by extraction errors.
2. **Noisy**, that is, judging whether there are a large number of meaningless characters in the data, such as garbled text, special symbols, excessive spaces, etc.
3. **Information**, that is, assessing whether the data contains valuable information, for example, whether the information is incomplete due to the lack of image or video data.
4. **Grammar**, that is, checking whether there are grammatical errors in the data, such as spelling mistakes, structural errors, improper use of punctuation marks, etc.

We normalize the weighted sum of scores across all dimensions for each data point. Data with a score greater than 0.5 is labeled as having good fluency, while data with a score less than 0.5 is marked as having poor fluency, thereby forming a binary classification dataset.

We fine-tuned the BERT for sequence classification model using both of the aforementioned datasets. Subsequently, we utilized these two models to compute scores across the entirety of the **Safe Data**, and from this, we selected 1T tokens worth of data as **High-Quality Data**.

3.7 Data Quality Evaluation

After processing with the aforementioned data processing pipeline, we obtain a **High-Quality Data**. The design of rules and selection of filtering thresholds are manually evaluated and adjusted to achieve the desired effect. To ensure data quality, we have implemented a comprehensive data quality evaluation and feedback mechanism in our engineering practice. It is widely recognized that assessing the quality of the Common Crawl dataset presents significant challenges, primarily due to its large volume, diverse problem types, vague quality definitions, high degree of subjectivity, and scattered features.

Informed by industry standards and best practices, we assess the dataset employing seven primary quality evaluation metrics, each encompassing multiple secondary metrics, as delineated below:

- **Quality Signal: Effectiveness**
 - Ratio of data items of null data values in the dataset.
 - Ratio of data items containing garbled characters in the dataset.
- **Quality Signal: Completeness**
 - Ratio of data items in the dataset that contain incomplete content (such as ending with a colon).
 - Ratio of data items in the dataset where paired content does not appear in pairs (such as parentheses).
- **Quality Signal: Understandability**
 - Ratio of data items in the dataset that contain errors in formatting (such as formulas, tables, markdown, etc.).
 - Ratio of data items in the dataset that contain special characters (such as high proportion of spaces, line breaks, #, invisible characters).

- **Quality Signal: Similarity**
 - Ratio of data items in the dataset that contain duplicate content.
 - Ratio of duplicate data items in the dataset.
- **Quality Signal: Fluency**
 - Ratio of data items in the dataset that contain large blocks of text without punctuation.
 - Ratio of data items in the dataset that contain anti-scraping content.
- **Quality Signal: Relevance**
 - Ratio of data items in the dataset that contain leading or trailing off-topic/unrelated content (such as advertisements, copyright notices, references from web pages).
- **Quality Signal: Security**
 - Ratio of data items in the dataset that contain pornography content.
 - Ratio of data items in the dataset that contain toxic content.

In order to conduct a comprehensive, accurate, and efficient data quality evaluation, we conceptualize the process into three distinct stages: metric identification and definition, computation methods for these metrics, and determination of metric thresholds. To address these stages, we employ three disparate quality assessment methodologies: 1) Human Evaluation Method; 2) Quality Signal Evaluation Method; 3) Model Evaluation Method.

Human Evaluation Method: Initially, given the large volume of Common Crawl data, ambiguous quality definitions, high subjectivity, and dispersed features, we extract a certain amount of data for multiple evaluators to identify 'bad samples'. Quality indicators are then abstracted from the characteristics of these identified bad samples.

Subsequently, in order to enhance the likelihood of encountering bad samples during sampling, we randomly select a specific quantity (1 million) of data points to calculate the loss via LLMs. Based on the distribution of high, medium, and low loss values, we designate a certain number of data points (2000 each from high and low intervals, 1000 from the middle interval) for further human evaluation.

Quality Signal Evaluation Method: To accurately and efficiently gauge the extent of data quality issues within the entire Common Crawl dataset, we have devised machine rules that are independent of the data cleaning stage. These rules automatically evaluate the proportion of poor-quality samples in the entire dataset based on the quality indicators identified through the Human Evaluation Method. We define this proportion as $X = \frac{A}{B}$, where A represents the number of poor-quality samples, and B denotes the total number of samples in the dataset.

However, not all quality indicators can yield an accurate proportion of the entire dataset via machine rules, especially for complex issues such as texts containing leading or trailing promotional information. For these types of quality indicators, we estimate the proportion of poor-quality samples as $\tilde{X} = \frac{A'}{B'}$, where A' is the number of poor-quality samples identified by Human Evaluation, and B' is the total number of sampled instances.

Model Evaluation Method: We have obtained the proportions of quality indicators through both human and machine methods, which serve to measure the severity of issues. However, determining what proportion is deemed serious or not requires an independent threshold for each quality indicator. We initially set these thresholds based on our experience, then update the signals and thresholds in response to feedback from downstream Model Evaluation. Firstly, we will use the 1B and 3B experimental models trained in Section 4.4 for evaluation. In the Model Evaluation phase, we have designed a test dataset comprising approximately 600 prompts, spanning over 20 types in both Chinese and English. We then conduct a comprehensive assessment of the model-generated content using both subjective evaluation and Quality Signal Evaluation. This process allows us to explore the impact of data quality issues on model performance, thereby facilitating updates to the quality indicators and thresholds within our quality standards.

The current Data Quality Evaluation employs three distinct methods. Should all evaluations satisfy the quality requirement threshold, the dataset is deemed to be of high quality. Conversely, if this standard is not met, we proceed to optimize the data process and re-evaluate until the data quality threshold requirements are fulfilled. The comprehensive workflow of the Data Quality Evaluation process is depicted in Figure 2.

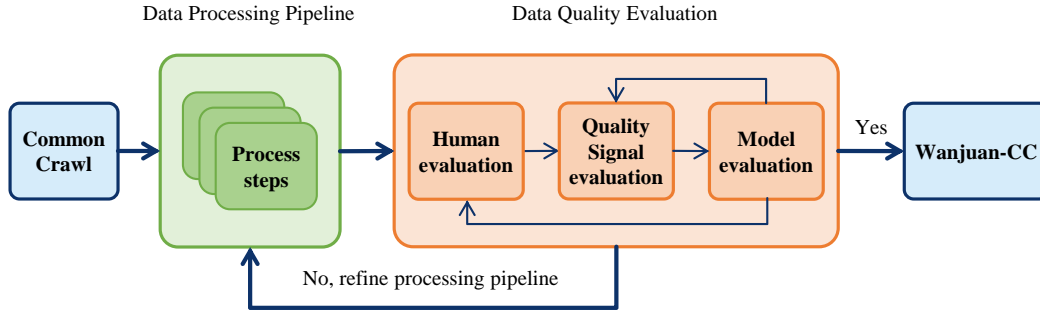


Figure 2: Data Quality Evaluation Workflow

4 Result

In order to more comprehensively illustrate the production process and data quality of WanJuan-CC, we have divided our work and results into four sections: document retention rate, distribution of statistical indicators across documents, data toxicity detection, and model evaluation.

Initially, we enumerated the number of documents at each stage within the data processing pipeline, computed both the relative removal rate and absolute retention rate, and depicted these in Figure 3. Subsequently, we calculated the distribution of various metrics within the dataset and represented these in Figure 5. Following this, we employed the Perspective API to perform a safety assessment on the dataset, with AUC values presented in Table 2. Lastly, we utilized an autoregressive decoder-only Transformer model to conduct experiments on diverse validation sets, with the experimental outcomes displayed in Table 3.

4.1 Removal Rate for Different Stages

We quantified the document count at each phase of our data processing pipeline, encompassing the Common Crawl web pages, Raw data, Clean data, Deduplicated data, Safe data, and High-Quality data. We computed both the elimination rate for each phase in relation to its predecessor and the retention rate with respect to the total number of Common Crawl web pages. These metrics are graphically represented in Figure 3. It should be noted that a logarithmic scale was employed for the axes.

Initially, we extracted pertinent text from the HTML data embedded in the WARC format files of Common Crawl, identifying the English content therein. This process retained 52.6% of the total documents. Following this, a heuristic rule-based data cleansing step was implemented, which filtered out approximately 37.8% of the data. This step primarily served to eliminate data that was clearly not part of standard text or exhibited severe formatting errors.

In the deduplication phase, our elimination rate markedly diverged from that of other studies. Our LSH deduplication approach expunged 90.2% of the data. Conversely, RefinedWeb’s combined strategy of fuzzy deduplication and exact deduplication discarded a total of 50% of the data. The presence of duplicates in pre-training data can substantially impair model performance, hence our adoption of a more rigorous deduplication plan.

In the process of safe content filtering, a combination of sensitive word detection, domain blocking, pornographic classification, and toxicity classification eliminated 14.3% of the data. Subsequently, during the quality filtering phase, we discarded approximately 50% of the remaining data. The final high-quality dataset constituted 1.48% of the original data volume.

We also calculated the proportion of high-quality data originating from different years of Common Crawl dump, as depicted in Figure 4. As seen from the figure, the number of documents, bytes, and tokens in high-quality data have all shown an increasing trend over time. This could be attributed to two main factors. On one hand, it is due to the continuous growth of the data volume in Common Crawl. On the other hand, it is related to our retention strategy implemented during the LSH deduplication step, which prioritizes the preservation of the most recent data.

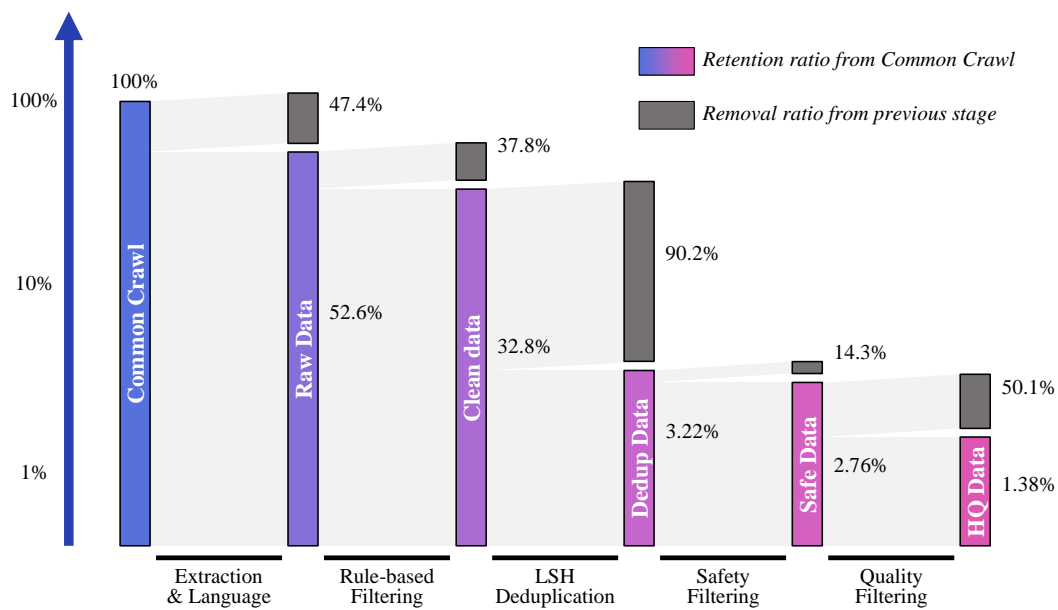


Figure 3: Documents Retention Rate and Removal Rate for Different Stages

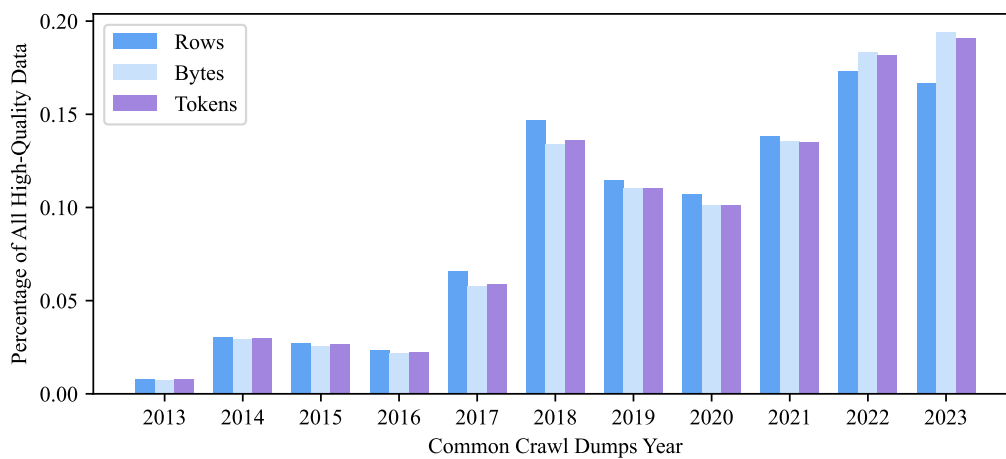


Figure 4: Proportion of High-Quality Data from Different Common Crawl Dump Years

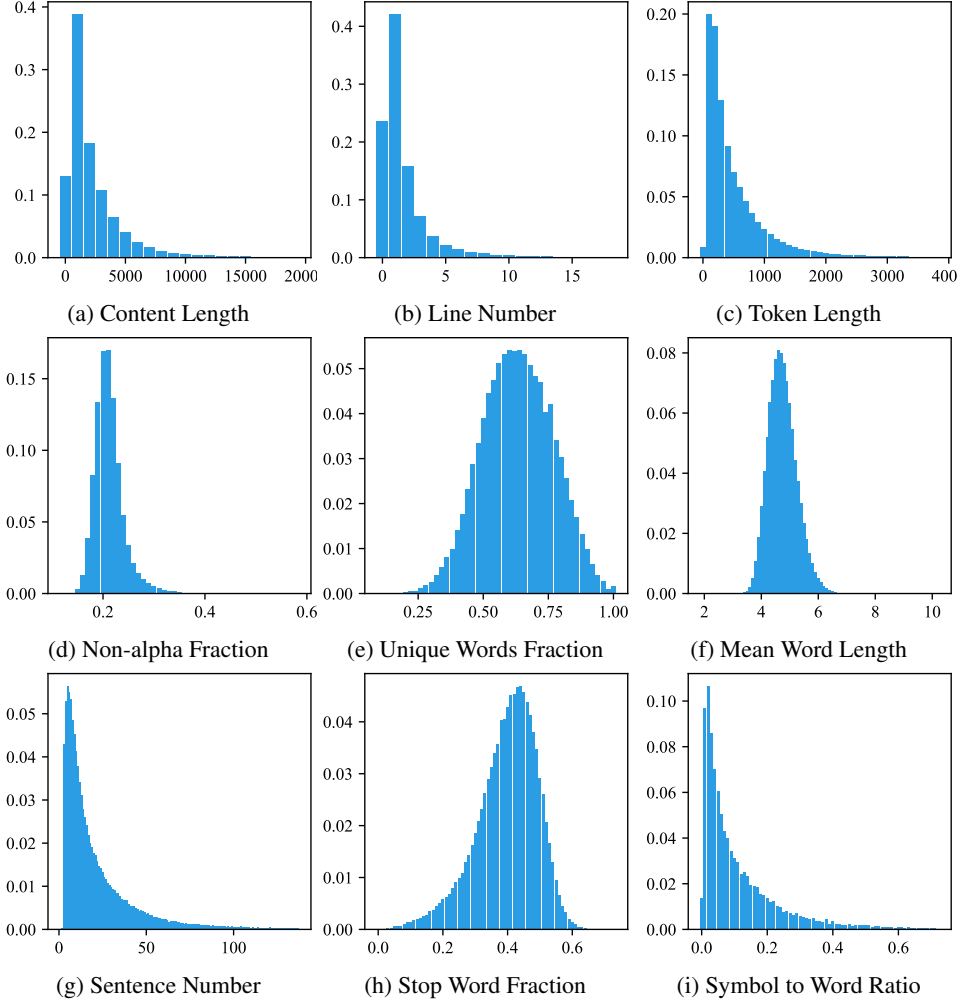


Figure 5: Percentage Statistics for Different Metrics on WanJuan-CC. To illustrate the main distribution area, the statistical range of some metrics has been truncated due to the presence of long-tail distributions.

4.2 Dataset Statistics

In order to streamline the assessment of the dataset’s quality, we drew upon several data quality metrics from Redpajama-v2 and applied them to WanJuan-CC. We quantified various aspects of the dataset including document length, line count, token length, percentage of non-alphabetic characters, proportion of unique words, average word length, sentence count, stop-word ratio, and symbol-to-word ratio. The distribution for each metric is visualized in Figure 5.

By quantifying and illustrating the distribution of these metrics on WanJuan-CC, we enable users to gain a comprehensive understanding of the data’s various characteristics. This empowers users to refine the data further in accordance with their specific requirements.

4.3 Data Safety Metrics

We independently drew a random sample of 100K data points from each of the following datasets: our own, Redpajama, and RefinedWeb. We utilized the Perspective API to compute scores across seven dimensions. Let’s denote the test dataset of any given dataset as $D = \{d_j | 1 \leq j \leq N\}$, where for a specific dimension m , the score of data point d_j is represented by $c_m(d_j)$. Given a threshold t_i , the percentage of data exceeding t_i is calculated as $p_m(t_i) = 100 \times \frac{|\{d_j | c_m(d_j) > t_i\}|}{N}$.

By generating the “ $t-p_m(t)$ ” curves and computing the AUC values for each curve using Equation 1, we can intuitively assess the level of unsafety across different dimensions. Detailed results are presented in Table 2. The table reveals that our dataset’s AUC values are lower than those of both Redpajama and RefinedWeb across all dimensions, suggesting a higher degree of safety in our dataset.

$$AUC_m = \sum_{i=1}^{L-1} \frac{p_m(t_i) + p_m(t_{i+1})}{2} \times (t_{i+1} - t_i) \quad (1)$$

Table 2: Area Under Curve of Toxicity Metrics by Perspective API for Different Datasets

	WanJuan-CC	Redpajama	RefinedWeb
Toxicity	3.45	4.02	4.48
Severe Toxicity	0.21	0.31	0.46
Identity Attack	0.83	1.35	1.14
Insult	1.83	2.16	2.39
Profanity	1.88	2.30	2.88
Threat	1.02	1.31	1.19
Sexually Explicit	1.28	2.19	2.42

4.4 Data Utility Metrics

To further ascertain the quality of the data, we utilized the identical autoregressive decoder-only Transformer model for training from scratch with both WanJuan-CC and RefinedWeb datasets. Experiments were conducted at 1B and 3B parameter levels, where the 1B model processed 100B tokens and the 3B model processed 200B tokens.

We employed the average PPL on the validation dataset as the evaluation metric for the 1B model. This approach is due to the difficulty in observing changes in downstream task metrics with models of smaller parameter sizes, thus making the use of PPL metric on the validation set a more effective measure of training outcomes for smaller models. This perspective aligns with that expressed in Paper D4 [23]. We incorporated three subsets from Pile [24] - “pile-books3”, “pile-openwebtext2”, “pile-wikipedia-en” - and one subset from Tiny-stories [25] - “tiny-stories” - as our four validation sets. The experimental results are depicted in Table 3. As can be discerned from the table, the PPL of WanJuan-CC on pile-books3, pile-openwebtext2, and pile-wikipedia-en is marginally lower than that of RefinedWeb, while its PPL on tiny-stories is markedly lower. These findings suggest that the data quality of WanJuan-CC slightly surpasses that of RefinedWeb, particularly on validation sets like tiny-stories that demand higher language fluency.

Table 3: Perplexity of Different Models on Different Validation Sets

Eval Datasets	WanJuan-CC	RefinedWeb
pile-books3	12.34	12.56
pile-openwebtext2	11.86	11.96
pile-wikipedia-en	8.68	8.81
tiny-stories	5.78	6.15

For models with a larger number of parameters, the accuracy of downstream tasks can serve as a more effective indicator of data quality. We have chosen to evaluate three major categories of downstream tasks: English text completion (LAMBADA, StoryCloze), English general capability (SuperGLUE), and English commonsense question answering (HellaSwag, PIQA, WinoGrande), amounting to six downstream tasks in total. The results of these experiments are displayed in Table 4.

Experimental results demonstrate that WanJuan-CC significantly enhances performance in English text completion and general English proficiency, albeit with a decline in HellaSwag and a minor decrease on PIQA for English commonsense question answering. Conversely, there is a substantial improvement on WinoGrande. In summary, WanJuan-CC surpasses RefinedWeb in terms of performance on downstream tasks.

Table 4: Accuracy of Different Models on Different Downstream Tasks

Task	RefinedWeb	WanJuan-CC
LAMBADA	58.65	62.22
StoryCloze	70.44	71.83
SuperGLUE	41.86	44.46
HellaSwag	60.71	58.12
PIQA	74.92	74.21
WinoGrande	55.33	57.54

5 Conclusion

In this paper, we presented WanJuan-CC, a safe and high-quality open-sourced English webtext dataset derived from Common Crawl data. We designed and implemented a comprehensive process for handling Common Crawl data, which includes data extraction, heuristic rule filtering, fuzzy deduplication, content safety filtering, and data quality filtering. This process allowed us to extract approximately 68 billion original English documents from 90 dumps since 2013, yielding 2.22T Tokens of safe data and 1.0T Tokens of high-quality data. The additional steps of advertisement and fluency classification on dataset were key to ensuring high data quality.

The safety of our dataset was validated through rigorous testing. We used the Perspective API to assess the level of unsafety across different dimensions, and our dataset’s AUC values were found to be lower than those of other datasets across all dimensions, indicating a higher degree of safety in our dataset. Furthermore, the utility of our dataset was demonstrated through perplexity (PPL) on validation sets and accuracy on downstream tasks. The PPL of WanJuan-CC on various validation sets was found to be competitive, particularly on sets like tiny-stories that demand higher language fluency. For larger models, the accuracy of downstream tasks served as an effective indicator of data quality. Experimental results showed that WanJuan-CC significantly enhances performance in English text completion and general English proficiency tasks.

In conclusion, WanJuan-CC represents a significant contribution to the field of large-scale language model training. It provides a safe, high-quality, and open-source dataset for researchers and practitioners. Future work could focus on further refining the data processing pipeline to improve data quality and safety, and exploring the application of this dataset in more diverse NLP tasks.

References

- [1] Tom B. Brown, Benjamin Mann, Nick Ryder, Melanie Subbiah, Jared Kaplan, Prafulla Dhariwal, Arvind Neelakantan, Pranav Shyam, Girish Sastry, Amanda Askell, Sandhini Agarwal, Ariel Herbert-Voss, Gretchen Krueger, Tom Henighan, Rewon Child, Aditya Ramesh, Daniel M. Ziegler, Jeffrey Wu, Clemens Winter, Christopher Hesse, Mark Chen, Eric Sigler, Mateusz Litwin, Scott Gray, Benjamin Chess, Jack Clark, Christopher Berner, Sam McCandlish, Alec Radford, Ilya Sutskever, and Dario Amodei. Language models are few-shot learners. In Hugo Larochelle, Marc’Aurelio Ranzato, Raia Hadsell, Maria-Florina Balcan, and Hsuan-Tien Lin, editors, *Advances in Neural Information Processing Systems 33: Annual Conference on Neural Information Processing Systems 2020, NeurIPS 2020, December 6-12, 2020, virtual*, 2020.
- [2] Teven Le Scao, Angela Fan, Christopher Akiki, Ellie Pavlick, Suzana Ilic, Daniel Hesslow, Roman Castagné, Alexandra Sasha Luccioni, François Yvon, Matthias Gallé, Jonathan Tow, Alexander M. Rush, Stella Biderman, Albert Webson, Pawan Sasanka Ammanamanchi, Thomas Wang, Benoît Sagot, Niklas Muennighoff, Albert Villanova del Moral, Olatunji Ruwase, Rachel Bawden, Stas Bekman, Angelina McMillan-Major, Iz Beltagy, Huu Nguyen, Lucile Saulnier, Samson Tan, Pedro Ortiz Suarez, Victor Sanh, Hugo Laurençon, Yacine Jernite, Julien Launay, Margaret Mitchell, Colin Raffel, Aaron Gokaslan, Adi Simhi, Aitor Soroa, Alham Fikri Aji, Amit Alfassy, Anna Rogers, Ariel Kreisberg Nitzav, Canwen Xu, Chenghao Mou, Chris Emezue, Christopher Klammer, Colin Leong, Daniel van Strien, David Ifeoluwa Adelani, and et al. BLOOM: A 176b-parameter open-access multilingual language model. *CoRR*, abs/2211.05100, 2022.
- [3] Hugo Touvron, Thibaut Lavril, Gautier Izacard, Xavier Martinet, Marie-Anne Lachaux, Timothée Lacroix, Baptiste Rozière, Naman Goyal, Eric Hambro, Faisal Azhar, Aurélien Rodriguez, Armand Joulin, Edouard Grave, and Guillaume Lample. Llama: Open and efficient foundation language models. *CoRR*, abs/2302.13971, 2023.
- [4] Aakanksha Chowdhery, Sharan Narang, Jacob Devlin, Maarten Bosma, Gaurav Mishra, Adam Roberts, Paul Barham, Hyung Won Chung, Charles Sutton, Sebastian Gehrmann, Parker Schuh, Kensen Shi, Sasha Tsvyashchenko, Joshua Maynez, Abhishek Rao, Parker Barnes, Yi Tay, Noam Shazeer, Vinodkumar Prabhakaran, Emily Reif, Nan Du, Ben Hutchinson, Reiner Pope, James Bradbury, Jacob Austin, Michael Isard, Guy Gur-Ari, Pengcheng Yin, Toju Duke, Anselm Levskaya, Sanjay Ghemawat, Sunipa Dev, Henryk Michalewski, Xavier Garcia, Vedant Misra, Kevin Robinson, Liam Fedus, Denny Zhou, Daphne Ippolito, David Luan, Hyeontaek Lim, Barret Zoph, Alexander Spiridonov, Ryan Sepassi, David Dohan, Shivani Agrawal, Mark Omernick, Andrew M. Dai, Thanumalayan Sankaranarayanan Pillai, Marie Pellat, Aitor Lewkowycz, Erica Moreira, Rewon Child, Oleksandr Polozov, Katherine Lee, Zongwei Zhou, Xuezhi Wang, Brennan Saeta, Mark Diaz, Orhan Firat, Michele Catasta, Jason Wei, Kathy Meier-Hellstern, Douglas Eck, Jeff Dean, Slav Petrov, and Noah Fiedel. Palm: Scaling language modeling with pathways. *J. Mach. Learn. Res.*, 24:240:1–240:113, 2023.
- [5] Guilherme Penedo, Quentin Malartic, Daniel Hesslow, Ruxandra Cojocaru, Alessandro Cappelli, Hamza Alobeidli, Baptiste Pannier, Ebtesam Almazrouei, and Julien Launay. The refinedweb dataset for falcon LLM: outperforming curated corpora with web data, and web data only. *CoRR*, abs/2306.01116, 2023.
- [6] OpenAI. GPT-4 technical report. *CoRR*, abs/2303.08774, 2023.
- [7] InternLM Team. Internlm: A multilingual language model with progressively enhanced capabilities. <https://github.com/InternLM/InternLM>, 2023.
- [8] Xiyuan Zhang, Xinyue Zhang, and Ying Yu. Chatglm-6b fine-tuning for cultural and creative products advertising words. In *2023 International Conference on Culture-Oriented Science and Technology (CoST)*, pages 291–295. IEEE, 2023.
- [9] Aiyuan Yang, Bin Xiao, Bingning Wang, Borong Zhang, Ce Bian, Chao Yin, Chenxu Lv, Da Pan, Dian Wang, Dong Yan, Fan Yang, Fei Deng, Feng Wang, Feng Liu, Guangwei Ai, Guosheng Dong, Haizhou Zhao, Hang Xu, Haoze Sun, Hongda Zhang, Hui Liu, Jiaming Ji, Jian Xie, Juntao Dai, Kun Fang, Lei Su, Liang Song, Lifeng Liu, Liyun Ru, Luyao Ma, Mang Wang, Mickel Liu, MingAn Lin, Nuolan Nie, Peidong Guo, Ruiyang Sun, Tao Zhang, Tianpeng

- Li, Tianyu Li, Wei Cheng, Weipeng Chen, Xiangrong Zeng, Xiaochuan Wang, Xiaoxi Chen, Xin Men, Xin Yu, Xuehai Pan, Yanjun Shen, Yiding Wang, Yiyu Li, Youxin Jiang, Yuchen Gao, Yupeng Zhang, Zenan Zhou, and Zhiying Wu. Baichuan 2: Open large-scale language models. *CoRR*, abs/2309.10305, 2023.
- [10] Jordan Hoffmann, Sebastian Borgeaud, Arthur Mensch, Elena Buchatskaya, Trevor Cai, Eliza Rutherford, Diego de Las Casas, Lisa Anne Hendricks, Johannes Welbl, Aidan Clark, Tom Hennigan, Eric Noland, Katie Millican, George van den Driessche, Bogdan Damoc, Aurelia Guy, Simon Osindero, Karen Simonyan, Erich Elsen, Jack W. Rae, Oriol Vinyals, and Laurent Sifre. Training compute-optimal large language models. *CoRR*, abs/2203.15556, 2022.
- [11] Common crawl - open repository of web crawl data, 2023.
- [12] Pedro Javier Ortiz Suárez, Benoît Sagot, and Laurent Romary. Asynchronous pipeline for processing huge corpora on medium to low resource infrastructures. In *7th Workshop on the Challenges in the Management of Large Corpora (CMLC-7)*. Leibniz-Institut für Deutsche Sprache, 2019.
- [13] Together Computer. Redpajama: an open dataset for training large language models, October 2023.
- [14] Luca Soldaini, Rodney Kinney, Akshita Bhagia, Dustin Schwenk, David Atkinson, Russell Authur, Khyathi Chandu, Jennifer Dumas, Li Lucy, Xinxu Lyu, et al. Dolma: An open corpus of 3 trillion tokens for language model pretraining research. *Allen Institute for AI, Tech. Rep*, 2023.
- [15] Hugo Laurençon, Lucile Saulnier, Thomas Wang, Christopher Akiki, Albert Villanova del Moral, Teven Le Scao, Leandro von Werra, Chenghao Mou, Eduardo González Ponferrada, Huu Nguyen, Jörg Froberg, Mario Sasko, Quentin Lhoest, Angelina McMillan-Major, Gérard Dupont, Stella Biderman, Anna Rogers, Loubna Ben Allal, Francesco De Toni, Giada Pistilli, Olivier Nguyen, Somaieh Nikpoor, Maraim Masoud, Pierre Colombo, Javier de la Rosa, Paulo Villegas, Tristan Thrush, Shayne Longpre, Sebastian Nagel, Leon Weber, Manuel Muñoz, Jian Zhu, Daniel van Strien, Zaid Alyafeai, Khalid Almubarak, Minh Chien Vu, Itziar Gonzalez-Dios, Aitor Soroa, Kyle Lo, Manan Dey, Pedro Ortiz Suarez, Aaron Gokaslan, Shamik Bose, David Ifeoluwa Adelani, Long Phan, Hieu Tran, Ian Yu, Suhas Pai, Jenny Chim, Violette Lepercq, Suzana Ilic, Margaret Mitchell, Alexandra Sasha Luccioni, and Yacine Jernite. The bigscience ROOTS corpus: A 1.6tb composite multilingual dataset. In Sanmi Koyejo, S. Mohamed, A. Agarwal, Danielle Belgrave, K. Cho, and A. Oh, editors, *Advances in Neural Information Processing Systems 35: Annual Conference on Neural Information Processing Systems 2022, NeurIPS 2022, New Orleans, LA, USA, November 28 - December 9, 2022*, 2022.
- [16] cjadams, Sorensen Jeffrey, Elliott Julia, Dixon Lucas, McDonald Mark, nithum, and Cukierski Will. Toxic comment classification challenge, 2017.
- [17] Sha Yuan, Hanyu Zhao, Zhengxiao Du, Ming Ding, Xiao Liu, Yukuo Cen, Xu Zou, Zhilin Yang, and Jie Tang. Wudaocorpora: A super large-scale chinese corpora for pre-training language models. *AI Open*, 2:65–68, 2021.
- [18] Adrien Barbaresi. Trafilatura: A web scraping library and command-line tool for text discovery and extraction. In Heng Ji, Jong C. Park, and Rui Xia, editors, *Proceedings of the Joint Conference of the 59th Annual Meeting of the Association for Computational Linguistics and the 11th International Joint Conference on Natural Language Processing, ACL 2021 - System Demonstrations, Online, August 1-6, 2021*, pages 122–131. Association for Computational Linguistics, 2021.
- [19] Jack W. Rae, Sebastian Borgeaud, Trevor Cai, Katie Millican, Jordan Hoffmann, H. Francis Song, John Aslanides, Sarah Henderson, Roman Ring, Susannah Young, Eliza Rutherford, Tom Hennigan, Jacob Menick, Albin Cassirer, Richard Powell, George van den Driessche, Lisa Anne Hendricks, Maribeth Rauh, Po-Sen Huang, Amelia Glaese, Johannes Welbl, Sumanth Dathathri, Saffron Huang, Jonathan Uesato, John Mellor, Irina Higgins, Antonia Creswell, Nat McAleese, Amy Wu, Erich Elsen, Siddhant M. Jayakumar, Elena Buchatskaya, David Budden, Esme Sutherland, Karen Simonyan, Michela Paganini, Laurent Sifre, Lena Martens, Xiang Lorraine Li, Adhiguna Kuncoro, Aida Nematzadeh, Elena Gribovskaya, Domenic Donato, Angeliki

- Lazaridou, Arthur Mensch, Jean-Baptiste Lespiau, Maria Tsimpoukelli, Nikolai Grigorev, Doug Fritz, Thibault Sottiaux, Mantas Pajarskas, Toby Pohlen, Zhitao Gong, Daniel Toyama, Cyprien de Masson d’Autume, Yujia Li, Tayfun Terzi, Vladimir Mikulik, Igor Babuschkin, Aidan Clark, Diego de Las Casas, Aurelia Guy, Chris Jones, James Bradbury, Matthew J. Johnson, Blake A. Hechtman, Laura Weidinger, Iason Gabriel, William Isaac, Edward Lockhart, Simon Osindero, Laura Rimell, Chris Dyer, Oriol Vinyals, Kareem Ayoub, Jeff Stanway, Lorrayne Bennett, Demis Hassabis, Koray Kavukcuoglu, and Geoffrey Irving. Scaling language models: Methods, analysis & insights from training gopher. *CoRR*, abs/2112.11446, 2021.
- [20] Jesse Dodge, Maarten Sap, Ana Marasovic, William Agnew, Gabriel Ilharco, Dirk Groeneveld, Margaret Mitchell, and Matt Gardner. Documenting large webtext corpora: A case study on the colossal clean crawled corpus. In Marie-Francine Moens, Xuanjing Huang, Lucia Specia, and Scott Wen-tau Yih, editors, *Proceedings of the 2021 Conference on Empirical Methods in Natural Language Processing, EMNLP 2021, Virtual Event / Punta Cana, Dominican Republic, 7-11 November, 2021*, pages 1286–1305. Association for Computational Linguistics, 2021.
- [21] Andrei Z. Broder. On the resemblance and containment of documents. In Bruno Carpentieri, Alfredo De Santis, Ugo Vaccaro, and James A. Storer, editors, *Compression and Complexity of SEQUENCES 1997, Positano, Amalfitan Coast, Salerno, Italy, June 11-13, 1997, Proceedings*, pages 21–29. IEEE, 1997.
- [22] Eric Zhu and Vadim Markovtsev. ekzhu/datasketch: First stable release, feb 2017.
- [23] Kushal Tirumala, Daniel Simig, Armen Aghajanyan, and Ari S. Morcos. D4: improving LLM pretraining via document de-duplication and diversification. *CoRR*, abs/2308.12284, 2023.
- [24] Leo Gao, Stella Biderman, Sid Black, Laurence Golding, Travis Hoppe, Charles Foster, Jason Phang, Horace He, Anish Thite, Noa Nabeshima, Shawn Presser, and Connor Leahy. The pile: An 800gb dataset of diverse text for language modeling. *CoRR*, abs/2101.00027, 2021.
- [25] Ronen Eldan and Yuanzhi Li. Tinstories: How small can language models be and still speak coherent english? *CoRR*, abs/2305.07759, 2023.