

End-to-End Quantum Vision Transformer: Towards Practical Quantum Speedup in Large-Scale Models

Cheng Xue¹ Zhao-Yun Chen¹ Xi-Ning Zhuang^{2,3,4} Yun-Jie Wang⁵ Tai-Ping Sun^{2,3} Jun-Chao Wang⁶
Huan-Yu Liu^{2,3} Yu-Chun Wu^{2,3,1} Zi-Lei Wang⁷ Guo-Ping Guo^{2,3,1}

Abstract

The field of quantum deep learning presents significant opportunities for advancing computational capabilities, yet it faces a major obstacle in the form of the “information loss problem” due to the inherent limitations of the necessary quantum tomography in scaling quantum deep neural networks. This paper introduces an end-to-end Quantum Vision Transformer (QViT), which incorporates an innovative quantum residual connection technique, to overcome these challenges and therefore optimize quantum computing processes in deep learning. Our thorough complexity analysis of the QViT reveals a theoretically exponential and empirically polynomial speedup, showcasing the model’s efficiency and potential in quantum computing applications. We conducted extensive numerical tests on modern, large-scale transformers and datasets, establishing the QViT as a pioneering advancement in applying quantum deep neural networks in practical scenarios. Our work provides a comprehensive quantum deep learning paradigm, which not only demonstrates the versatility of current quantum linear algebra algorithms but also promises to enhance future research and

development in quantum deep learning¹.

1. Introduction

The transformative era of deep learning has witnessed the rise of large-scale models, with the transformer (Vaswani et al., 2017) emerging as a cornerstone in this evolution. At the heart of the transformer’s success lies its attention mechanism, a paradigm-shifting approach that has fundamentally altered the landscape of model scaling. This approach allows for the effective management of billions of parameters, maintaining trainability and adaptability across diverse applications. The unique architecture of transformers, particularly their quadratic attention mechanism, has enabled unprecedented scaling in parameter size. However, this scalability comes at a cost: the quadratic complexity of the attention mechanism with respect to sequence length poses significant challenges. For language models, this results in a constrained context window, limiting the model’s long-term memory and its capacity to retain dialogue history. In Vision Transformers (ViT) (Dosovitskiy et al., 2021), this complexity restricts the number of pixels that can be processed, constraining the model’s ability to handle high-resolution images. The growing computational demands and limited context windows highlight a critical bottleneck in the scalability of larger transformer models, necessitating innovative approaches to extend their capabilities.

Quantum computing, with its proven prowess in linear algebra computations, offers a viable solution to these challenges. Its successful applications in solving linear equations (Harrow et al., 2009; Childs et al., 2017; Subaşı et al., 2019), differential equations (Berry et al., 2017; Liu et al., 2021; Xue et al., 2021; Krovi, 2023), and even in the training of deep neural networks (Liu et al., 2024), highlight its potential. The integration of quantum computing into the transformer architecture could be a game-changer, potentially mitigating the limitations imposed by the quadratic complexity of the attention mechanism. Such an integration would not only enhance the efficiency of training and

¹Institute of Artificial Intelligence, Hefei Comprehensive National Science Center, Hefei, Anhui, 230088, P. R. China ²CAS Key Laboratory of Quantum Information, University of Science and Technology of China, Hefei, Anhui, 230026, P. R. China ³CAS Center For Excellence in Quantum Information and Quantum Physics, University of Science and Technology of China, Hefei, Anhui, 230026, P. R. China ⁴Origin Quantum Computing Company Limited, Hefei, Anhui, 230088, P. R. China ⁵Institute of Advanced Technology, University of Science and Technology of China, Hefei, Anhui, 230031, P. R. China ⁶Laboratory for Advanced Computing and Intelligence Engineering, Zhengzhou 450001, China ⁷National Engineering Laboratory for Brain-inspired Intelligence Technology and Application, University of Science and Technology of China, Hefei 230027, China. Correspondence to: Zhao-Yun Chen <chenzhaoyun@iai.ustc.edu.cn>, Yu-Chun Wu <wuyuchun@ustc.edu.cn>, Guo-Ping Guo <gpguo@ustc.edu.cn>.

¹More information about the corresponding tools is available at <https://github.com/itachixc/qtransformer>

inference processes in large-scale neural networks but also improve their scalability.

Accelerating deep neural networks with quantum computing is challenging. The inherent non-unitary and non-linear characteristics of deep neural networks pose a critical problem: if we use quantum computing to realize the entire process of deep neural networks, the required resources will increase exponentially as a function of the depth of the neural networks (Rebentrost et al., 2019; Abbas et al., 2023). A promising strategy to circumvent this issue involves inserting quantum tomography at intermediate steps. This method constructs the algorithmic process by querying data from these quantum tomography steps, as exemplified in the development of quantum convolutional neural networks (Kerenidis et al., 2020). However, quantum tomography inevitably leads to what we term the "information loss problem", where precision must be balanced against maintaining quantum speedup. Excessive information loss risks the divergence of the neural networks, as evidenced in prior research (Kerenidis et al., 2020; Chen et al., 2022). Therefore, effectively mitigating information loss is pivotal for achieving practical quantum speedup in deep neural networks.

In this paper, we design an end-to-end Quantum Vision Transformer (QViT). By introducing novel techniques, including a quantum residual connection, the QViT effectively mitigates the "information loss problem" and achieves reduced dependence on quantum tomography precision. A comprehensive analysis of complexity reveals a theoretically exponential and empirically polynomial speedup. Furthermore, we compare the quantum residual connection with deferred quantum tomography, underlining its effectiveness and efficiency. This work also contributes to the field with a quantum deep learning research toolkit, enhancing the applicability of quantum algorithms in deep learning and paving the way for the quantization of more neural network architectures and the pursuit of Artificial General Intelligence (AGI).

Main Contributions The main contributions of this paper are as follows:

- **End-to-End Implementation and Analysis of QViT.** We design and implement a comprehensive quantum program for the Vision Transformer (QViT), encompassing both the forward pass and backpropagation. The complexity is thoroughly analyzed with both theoretical and empirical evidence.
- **Mitigating the Information Loss Problem with Quantum Residual Connection.** We introduce the quantum residual connection as a novel solution to the "information loss problem."
- **Numerical Test on Practical Scenarios.** The QViT was tested using a modern, pretrained neural network. To the best of our knowledge, this represents the first application of a quantum deep neural network on modern, large-scale transformers and datasets.
- **Quantum Deep Learning Toolkit.** We have made our code accessible and released a quantum deep learning research toolkit. This demonstrates the universality of existing quantum linear algebra algorithms across a broad range of quantum deep learning applications.

2. Preliminaries

2.1. Vision transformer

Vision Transformer is designed to apply Transformer (Vaswani et al., 2017), originally designed for natural language processing (NLP), to computer vision tasks, including object classification, object detection, etc. Various vision transformer models have been proposed. In this work, we focus on the original vision transformer proposed in (Dosovitskiy et al., 2021), and develop a quantum vision transformer to accelerate the vision transformer.

2.2. Quantum computing

Quantum computing is a novel computing model that provides advantages in solving some specific problems compared to classical computing. The basic concepts of quantum computing are introduced in (Nielsen & Chuang, 2010). Here, We briefly introduce several key concepts of quantum computing used in our work. A more comprehensive introduction to the quantum computing theory is shown in Appendix D.

Quantum Random Access Memory (qRAM) QRAM (Giovannetti et al., 2008) offers a way to feed classical data into quantum circuits in parallel, specifically represented as $\sum_i |a_i\rangle|0\rangle \rightarrow \sum_i |a_i\rangle|d_i\rangle$, with a_i the address and d_i the corresponding data.

Quantum arithmetics Quantum computing realizes basic arithmetic operations in parallel, such as $\sum_{i=0}^n |x_i\rangle|0\rangle \rightarrow \sum_{i=0}^n |x_i\rangle|\cos(x_i)\rangle$. The complexity is independent of n .

Quantum linear algebra Quantum linear algebra algorithms provide a way to accelerate high-dimensional matrix computation, such as matrix inversion (Childs et al., 2017), matrix exponential operation (Gilyén et al., 2019), etc.

Quantum tomography Classical information is obtained by sampling the quantum state with the quantum tomography process. In specific, l_∞ tomography (Kerenidis et al., 2020) provides a way to obtain classical distribution $\hat{x} \in \mathbb{R}^n$

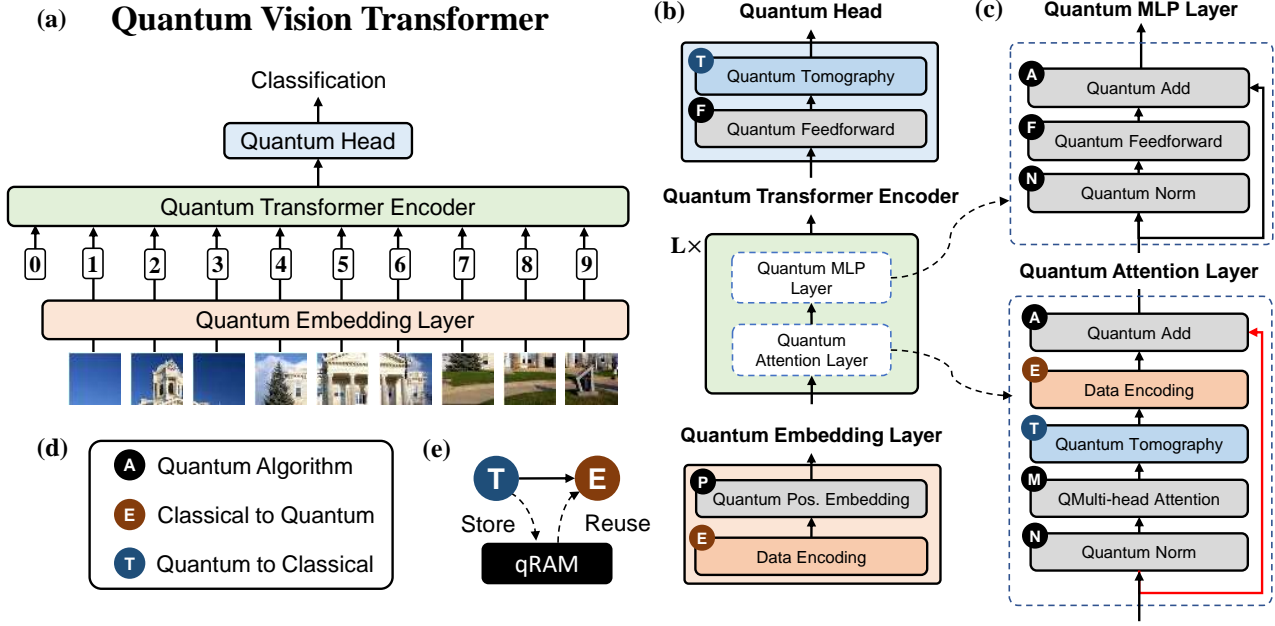


Figure 1. **Framework of quantum vision transformer.** (a) The primary structure of the QViT proposed in this paper, including a quantum version of position embedding, transformer encoder, and QHead. (b-c) The detailed implementations of the QHead, quantum transformer encoder, and quantum embedding layer, respectively. (d) The color of the logo indicates the type of the layer. (e) “Store & Reuse” process.

of the target state $|x\rangle$ which satisfies $\|x - \tilde{x}\|_\infty \leq \delta$ with $O(\frac{\log(n)}{\delta^2})$ complexity, where δ represents the tomography error.

3. Quantum Vision Transformer

3.1. QViT framework

3.1.1. OVERVIEW

We first introduce the framework of the QViT, which is shown in Fig. 1. Note that in the remaining part of the paper, we will use abbreviations to avoid repeats, see Tab. 4. As shown in subfigure (a), (b), and (c), the naming and usage of the major components remain the same as their classical counterparts, including QPos layer, quantum transformer encoder, and QHead layer.

There are two types of layers in the QViT, the quantum layers and the quantum-classical data transfer layers, as shown in Fig. 1(d). Quantum layers are compatible with quantum input and output, providing quantum speedup with existing quantum algorithms, displayed as black circles. Quantum-classical data transfer layers, including quantum-to-classical and classical-to-quantum, displayed as red and blue circles, are used to implement the “Store & Reuse” technique and quantum residual connections, which will be

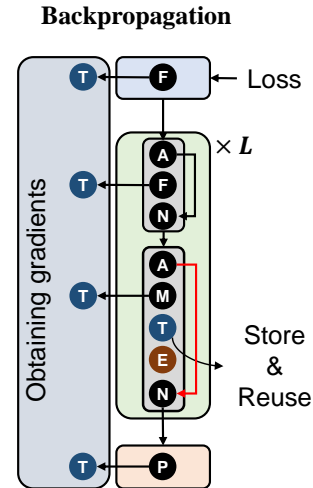


Figure 2. **Backpropagation process of QViT.**

further introduced in the following sections.

3.1.2. QUANTUM LAYERS

Quantum layers are the layers that provide quantum speedup, including QPos, QNorm, QAttn, QAdd, and QFFN. They can be further classified into two types based on the cor-

responding quantum algorithms, named quantum linear algebra and quantum arithmetic. Specifically, the quantum linear algebra type includes QAttn, which contains $d \times n$ and $n \times n$ -dimensional non-unitary matrix computations and provides speedup to $\tilde{O}(\log n)$ with a certain success probability. All remaining parts of the quantum layers are quantum arithmetic type, which only requires constant time to compute each layer. The detailed mathematical derivation of each process and algorithmic implementations are shown in the Appendix Section B and Alg. 1, respectively.

3.1.3. QUANTUM-CLASSICAL DATA TRANSFER LAYERS

As stated in the Introduction section, it is infeasible to only implement quantum layers due to the limited success probability at each layer – the total complexity will increase exponentially with the QViT encoder layer depth if only quantum layers are used. Therefore, the quantum-classical data transfer layers are used to avoid this problem.

In the following section, we will show that an appropriate design of the quantum-classical data transfer layers could effectively mitigate the “information loss problem”. The main techniques include the “Store & Reuse”, shown in Fig. 1(e), and also the quantum residual connection, as shown in the red arrow in Fig. 1(c).

3.2. Store & Reuse

“Store & Reuse” is to perform tomography on the quantum state, store it into qRAM, and reuse it in all subsequent processes, as shown in Fig. 1(e). Unlike the quantum state can be used once, the classical data can be used multiple times. The “Store & Reuse” creates a “checkpoint” of the state at a certain point to allow reuse of the approximate copies of the quantum state. “Store & Reuse” is a double-edged sword – it allows copies of the quantum state, however, it will also cause the information loss problem.

3.3. Quantum residual connection

The QViT forward pass is illustrated in Fig. 1(b)-(c). As mentioned above, QTomo is the key to avoiding the exponential resource consumption but it will inevitably induce the “information loss problem”.

We set up the quantum residual connection scheme to mitigate its impact on the QViT. In detail, we perform the QTomo process before the QAdd layer, so that the input data of QNorm is still able to be passed forward to the QAdd layer. Although the output information of the QAttn layer connected to it is affected, we still ensure that all previous information remains complete and prevent it from distortion due to the quantum tomography during the QViT implementation process, which is represented by the red line in Fig. 1(c).

The other alternative layers order of QTomo, such as deferring the QTomo behind the QAdd layer, is not adopted. Since this will lead to unexpected information loss from any former layers. Further numerical experiments for comparison can be found in Section 5.3.

3.4. Backpropagation

Next, we introduce the backpropagation of the QViT. It creates a quantum data flow, in which some of the operators are interleaved with a QTomo to extract their gradients.

In the QHead of backpropagation, given the classical input of loss function C , we build the quantum data of $\frac{\partial C}{\partial X_{out}}$ and $\frac{\partial C}{\partial X_{in}}$ sequentially, and then propagate to previous layers of QAdd, QFFN, QNorm, and one more QAdd. Since the QTomo is designed to be executed on the output of the QAttn, we execute the backpropagation of the QAttn after the second QAdd, and then utilize the “Store & Reuse” technique. This procedure should be repeated until reaching the QPos. When backpropagating to layers containing parameters, the quantum data of the parameter gradients is constructed, followed by the QTomo for the corresponding classical readout as desired. Note that the quantum residual connection technique also applies to the backpropagation process, as pictured by the red line in Fig. 2.

3.5. Implementation details

Based on the introductions above, the forward pass and backpropagation of the QViT are summarized in Alg. 1 and 2, and the details of each layer are introduced in Appendix B.

4. Theoretical complexity analysis

Building upon our end-to-end implementation, the next part of the paper aims to carefully investigate the potential for practical quantum speedup. To begin with, we delve into a comprehensive analysis to determine the theoretical query and time complexities of our model.

4.1. Query complexity

We begin by analyzing the query complexity of both the forward pass and backpropagation in our model. Results are detailed in Theorem 4.1 for the forward pass and Theorem 4.2 for backpropagation. For an in-depth explanation of our methods and findings, refer to Appendix C.

Theorem 4.1 (Forward pass). *Given an input $X \in \mathbb{R}^{d \times n}$ and a QViT model stored within qRAM, a quantum algorithm can be employed to compute the output Y of the QViT with a success probability of $\Omega(1)$. The query complexity to*

the qRAM is expressed as:

$$\tilde{O}\left(\frac{d^2 \log n}{p_f \epsilon \delta^2}\right), \quad (1)$$

where p_f denotes the lower bound of success probability for the QViT forward pass, δ represents the tomography error, and ϵ is the computational accuracy.

Theorem 4.2 (Backpropagation). *With the input $X \in \mathbb{R}^{d \times n}$, the QViT model, and the results of the QViT forward pass stored in qRAM, it is possible to execute backpropagation in the QViT using a quantum algorithm with a success probability of $\Omega(1)$. The query complexity to the qRAM is given by:*

$$\tilde{O}\left(\frac{d^2 \log n}{p_b \epsilon \delta^2}\right), \quad (2)$$

where p_b is the lower bound of success probability for QViT backpropagation, δ is the tomography error, and ϵ is the computational accuracy.

4.2. Time Complexity

The time complexity can be derived by multiplying the query complexity with a factor of $O(\text{polylog}(n, d, \epsilon))$. Focusing on the primary components, the time complexity for both the forward pass and backpropagation is:

$$\text{Forward pass: } \tilde{O}\left(\frac{d^2 \text{polylog}(n)}{p_f \epsilon \delta^2}\right), \quad (3)$$

$$\text{Backpropagation: } \tilde{O}\left(\frac{d^2 \text{polylog}(n)}{p_b \epsilon \delta^2}\right). \quad (4)$$

In contrast, the complexity of the classical ViT model is:

$$\text{Classical: } \tilde{O}(nd(n+d) \log(1/\epsilon)). \quad (5)$$

This comparison indicates that the QViT achieves an exponential speedup in relation to the number of patches, n .

The QViT’s forward pass and backpropagation involve probabilistic steps. We define p_f and p_b as the square roots of the lower bounds of success probabilities for these processes. While the QViT’s complexity is affected by the encoder layer number L and the attention head number h in a manner consistent with the ViT, these factors are not central to our complexity analysis and are therefore omitted.

However, the QViT’s complexity does depend on the tomography error δ , the computational accuracy ϵ , and the values of p_f and p_b . In the following section, we will present empirical results that establish bounds for δ and the values of p_f and p_b through numerical experiments.

5. Numerical tests

To validate the performance of the QViT, we conduct a series of numerical experiments. We mainly test the following contents: (1) The effects of the tomography error δ

and the tomography position on the QViT; (2) The success probability of the QViT probabilistic steps.

5.1. Setup

Datasets. In our simulation, we test four different datasets: CUB-200-2011 (Wah et al., 2011), Cifar-10/100 (Krizhevsky et al., 2009), and Oxford-IIIT Pets (Parkhi et al., 2012).

Model. We use the “ViT-Base” model in (Dosovitskiy et al., 2021). The details of the model are listed in Table 1. The hidden size d is the embedding dimension of one patch, and the FFN size is the dimension of the hidden layer in feedforward.

Table 1. Details of the vision transformer.

Model	ViT-Base
Layer	12
Hidden Size d	768
FFN size	3072
Heads	12
Params	86M

Training and Fine-tuning. In the training process, we use the model pre-trained on the ImageNet-21k (Deng et al., 2009) and transfer the model to the specific datasets with fine-tuning. In fine-tuning process, we use AdamW (Loshchilov & Hutter, 2019) optimizer with $\text{lr} = 0.0001$ and weight decay = 0.05. The batch size is 64.

Software. Our numerical experiments utilized MMPre-train (Contributors, 2023), an open-source model, as the core framework. For our study, we developed a specialized quantum deep neural network toolkit, which was instrumental in implementing the forward pass and backpropagation processes of the QViT. This toolkit features a configurable QTomo operator and facilitates the computation of success probabilities. Designed as an extension of PyTorch, it seamlessly integrates with a broad spectrum of existing toolchains, enhancing its applicability and utility in quantum deep learning research.

5.2. Effects of tomography error and tomography position

As stated in the previous sections, the tomography error δ contributes quadratically to the QViT complexity, and the position to implement tomography also influences the QViT performance. To illustrate this, we choose different tomography errors $\delta = [10^{-4}, 10^{-3}, 2 \times 10^{-3}, 3 \times 10^{-3}, 4 \times 10^{-3}]$,

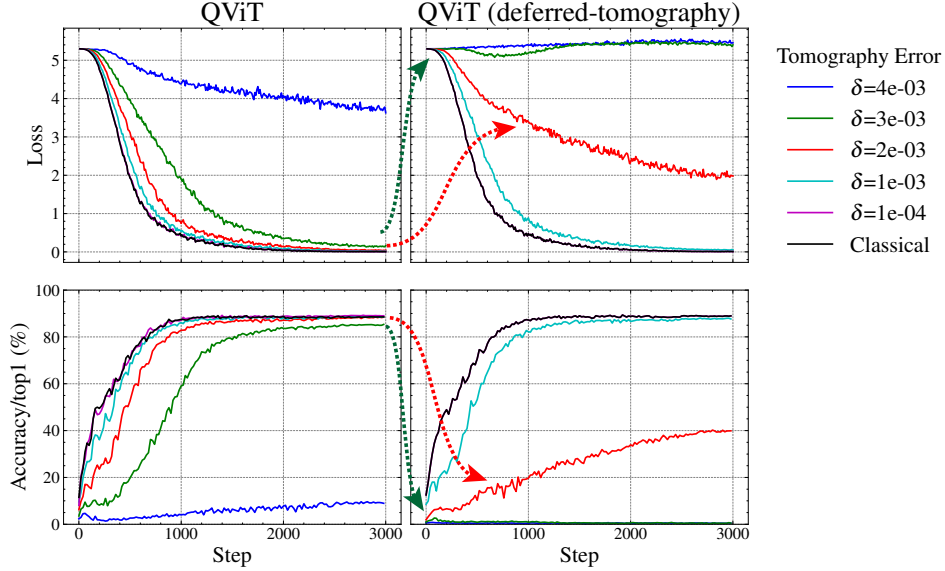


Figure 3. Learning curve for QViTs with different tomography error settings. The loss and accuracy as the functions of steps of the proposed QViT (left) and a deferred-tomography QViT (right) are shown. Different colors represent different tomography errors in all four panels. The black curve is the classical baseline (original ViT without quantum process involved). The proposed QViT shows similar performance with moderate tomography error (i.e. $\delta \leq 3 \times 10^{-3}$). For all configurations, the deferred-tomography QViT performs worse than the proposed QViT. The red and green dotted arrows show the transition from success in QViT to fail in the deferred-tomography scheme.

and the results are shown in Table 2, “QViT (defer)” represents the deferred-tomography QViT, which means deferring the QTomo to behind the QAdd layer. For all configurations, the deferred-tomography QViT performs worse than the proposed QViT. We also compare the learning curve for QViT with different tomography error settings, the results of the CUB-200-2011 dataset are shown in Fig. 3, the left column and the right represent the proposed QViT and the deferred-tomography QViT, respectively. It can be seen the proposed QViT shows similar performance with moderate tomography error (i.e. $\delta \leq 3 \times 10^{-3}$), and the convergence speed and results of the deferred-tomography QViT are all worse than that of the proposed QViT.

5.3. Success probability

The forward pass and backpropagation of the QViT contain probabilistic steps. The square root of the success probability lower bound in the forward pass and backpropagation process are denoted as p_f and p_b , respectively. As discussed in Section 4, p_f and p_b influence the complexity of the QViT. In this subsection, we give the statistical distribution of the main components of p_f and p_b through numerical tests.

The probabilistic steps mainly come from two processes: quantum digital-analog conversion (QDAC) and block-

encoding-based non-unitary operators. We test the statistical distribution of the success probability of the high-dimensional QDAC and block-encoding-based non-unitary operations because the success probability of low-dimensional case is relatively large. In specific, we focus on the related dn and n^2 -dimensional processes. We fix d and change n by resizing the image, and then test the change in the success probability of the main probabilistic steps as n increases. The results are shown in Fig. 4: the main components of the success probability in forward pass are large and do not decrease with n , and therefore the lower bound $p_f \sim \Omega(1)$. The main components of the success probability of the block-encoding-base non-unitary operations in backpropagation do not decrease with n , while the success probability of dn -dimensional QDAC in backpropagation decreases with n , which satisfies $\sqrt{p} \propto 1/\sqrt{N}$, this case corresponds to $\frac{\partial C}{\partial X}$ in the related layers. We speculate that this phenomenon is caused by gradient vanishing. The QDAC of $\frac{\partial C}{\partial X}$ will only appear once in each probabilistic step of backpropagation, that is, $p_b \sim 1/\sqrt{n}$ in backpropagation.

Table 2. Effects of tomography error.

Tomography Error		Classical	1e-4	1e-3	2e-3	3e-3	4e-3
CUB-200-2011	QViT	88.54	89.02	88.54	88.44	85.33	8.96
	QViT (defer)		88.97	87.66	39.90	0.48	0.48
Cifar-10	QViT	98.74	98.75	98.77	98.40	52.36	45.57
	QViT (defer)		98.71	98.59	35.92	31.24	29.09
Cifar-100	QViT	91.60	91.48	90.09	88.66	46.54	22.71
	QViT (defer)		91.41	88.61	22.87	8.14	0.88
Oxford III-T PETS	QViT	91.96	92.42	91.90	90.76	73.54	44.56
	QViT (defer)		92.12	90.43	31.15	12.73	10.82

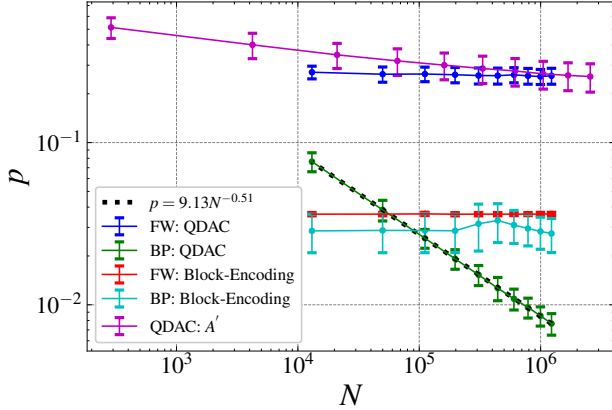


Figure 4. Main components of the success probability in forward pass and backpropagation of the QViT. “FW” represents “Forward”, “BP” represents “Backpropagation”. N represents dn or n^2 , and p represents the square root of the success probability. The purple line represents QDAC of $A' \in \mathbb{R}^{n \times n}$, which appears in both forward pass and backpropagation. In the case of the block-encoding-based non-unitary operations, we only consider $p < 0.05$ because we are concerned with the lower bound of p .

6. Discussion

6.1. The existence domain of quantum advantage

In this section, we discuss the overall time complexity of the QViT and analyze the existence domain of the quantum advantage. Firstly, we integrate the results produced in the above text.

Our analysis of the QViT’s forward pass and backpropagation time complexities, denoted as $\tilde{O}(\frac{d^2 \text{polylog}(n)}{p_f \epsilon \delta^2})$ and $\tilde{O}(\frac{d^2 \text{polylog}(n)}{p_b \epsilon \delta^2})$, integrates empirical lower bounds of success probabilities $p_f \sim O(1)$ and $p_b \sim O(1/\sqrt{dn})$. Consequently, the time complexities are refined to

$$\tilde{O}(\frac{d^2}{\epsilon \delta^2} \text{polylog}(n)) \quad (6)$$

for the forward pass and

$$\tilde{O}(\frac{d^{2.5} \sqrt{n}}{\epsilon \delta^2}) \quad (7)$$

for backpropagation.

When compared to the classical ViT with a complexity of $\tilde{O}(nd(n+d) \log(1/\epsilon))$, QViT exhibits a significant reduction in the dependency of complexity on the patch number n , transforming from n^2 to $\text{polylog}(n)$ and \sqrt{n} . This quantum advantage manifests especially when n is large, and the parameters d , $1/\epsilon$, and $1/\delta$ are relatively small. For instance, in high-resolution 3D image classification scenarios, the patch number n can be exceptionally large, making QViT particularly advantageous.

Further, we analyze the parameters n , d , ϵ , and δ in practical contexts. With the model size d being consistent across datasets and the possibility of lower computing accuracy ϵ in larger models, combined with moderate tomography error δ , QViT is poised to offer quantum advantages in real-world applications.

Looking ahead, the QViT framework’s potential extends beyond its current scope. By leveraging parallel quantum arithmetic and quantum linear algebra, along with an optimized tomography process, QViT can significantly enhance other large-scale transformer-derived models. A particularly promising direction for future research is the acceleration of GB- ($n = 2^{30}$) or even TB-size ($n = 2^{40}$) text analyses. For GB-sized text analysis tasks, QViT could achieve an acceleration factor of $\tilde{O}(2^{60})$ and $\tilde{O}(2^{45})$ for the forward pass and backpropagation, respectively, showcasing the profound impact of quantum computing.

6.2. The impact of quantum-inspired algorithms

Quantum-inspired algorithms, originating from (Tang, 2019), are classical algorithms modeled after quantum computing, especially in tomography-based approaches. These algorithms, often mirroring the complexity scales of quantum algorithms like logarithmic dependencies on input size

N , compete strongly in numerous linear algebra problems (Shao & Montanaro, 2022; Ding et al., 2021; Tang, 2021). Regarded as a form of ‘dequantization’ of quantum linear algebra, they question the exclusivity of quantum speedup. In the QViT, which integrates essential quantum algorithms such as quantum arithmetic and linear algebra, the replication of its entire process by quantum-inspired algorithms is yet unverified. This is particularly evident in the case of algorithms like amplitude estimation, which currently lack quantum-inspired equivalents. Consequently, existing literature suggests that the QViT’s full implementation is not feasible with quantum-inspired algorithms alone.

6.3. Can we quantize other deep learning models?

The prospect of extending the QViT implementation to other deep learning models is promising, given the similarities in basic layers and computational processes. Many foundational layers in various models are analogous to those in the ViT, mainly involving matrix computations or nonlinear functions. The use of quantum linear algebra could expedite these high-dimensional matrix computations. Furthermore, advancements in quantum algorithms for handling nonlinear functions (Li et al., 2020; Holmes et al., 2023) suggest a viable pathway for quantizing essential layers across a diverse range of deep learning models. This potential adaptability of QViT to other models is an encouraging development in the field of quantum computing.

However, quantizing other deep learning models poses several challenges. A primary issue is the non-unitary nature of most computations in these models, leading to a probabilistic aspect in their quantized versions. This probabilistic nature necessitates strategies to minimize its impact on complexity, such as implementing parallel steps under digital encodings, exemplified by QNorm or QAdd in the QViT.

Another significant challenge is the requirement for a suitable quantum tomography scheme to efficiently capture intermediate information. Inefficient tomography could lead to an exponential increase in complexity with the depth of the model. Therefore, it is crucial to reduce the frequency of tomography and strategically determine its placement, ensuring it does not adversely affect the model’s performance. A potential solution is conducting quantum tomography at specific layers, such as prior to the QAdd layer. These challenges highlight the need for detailed, model-specific studies to successfully extend the quantization approach to other deep learning models.

7. Conclusion

In this paper, we developed an end-to-end quantum vision transformer with quantum residual connection. The QViT accelerates the vision transformer with quantum comput-

ing and the quantum residual connection provides a way to mitigate the information loss caused by the quantum tomography in the QViT. We demonstrate the efficiency of the QViT and found that when the tomography error δ is moderate (i.e. $\delta \leq 3 \times 10^{-3}$), the QViT approximately converges to the target result.

We theoretically analyzed the complexity of the QViT and combined numerical tests to give the empirical acceleration performance of the QViT. The QViT forward pass and backpropagation accelerate the dependence of complexity on the patch number n from n^2 to $\text{polylog}(n)$ and \sqrt{n} , respectively, with the cost of worse dependence on d , ϵ , and the additional tomography error δ . Therefore, the QViT provides quantum advantage when the patch number n is large enough.

As far as we know, our work is the first to accelerate the vision transformer with quantum computing. We also propose a quantum residual connection that mitigates the information loss in quantum tomography. Furthermore, we demonstrate the performance of our work in a large vision transformer model. Therefore, our work provides a way to combine large models and quantum computing and provides a potential direction for using quantum computing to accelerate other large networks.

8. Related works

Some previous studies are trying to accelerate classical neural networks. Kerenidis et al. proposed quantum algorithms for deep convolutional neural networks (2020) and demonstrated the performance of the algorithms with numerical simulations. They successfully accelerated convolutional neural networks with quantum linear algebra. However, the convolutional neural networks tested in their work are relatively small, and they did not consider the choice of the tomography position. Therefore, the vision transformer cannot be directly accelerated by their work. Liu et al. (2024) accelerated the gradient descent algorithms in large-scale machine learning models with the quantum algorithm for nonlinear differential equations. The complexity of their algorithm is $O(T \text{polylog}(d, 1/\epsilon))$, where d represents the model size. The focus of their work is on sparse neural networks and does not consider the effects of the data size. When applying their work to the vision transformer, weight pruning in multi-head attention and feedforward layers needs to be investigated carefully, and their work has no acceleration on data size, or the patch number n , then the complexity is $O(Tn^2 \text{polylog}(d, 1/\epsilon))$. Their work and our work accelerate deep neural networks from different perspectives, namely model size and data size. Whether it is possible to develop quantum algorithms that accelerate the model size and data size simultaneously requires further research. A recent study by Guo et al. (2024) applies block-

encoding-based quantum linear algebra techniques to speed up the transformer’s forward pass process. However, this approach encounters two significant limitations: (1) it does not provide an implementation for backpropagation, and (2) the resource requirements grow exponentially with an increase in the number of layers. Our research addresses these challenges by implementing quantum tomography. Furthermore, we explore strategies for selecting tomographic positions to alleviate the “information loss problem” caused by quantum tomography.

Acknowledgements

This work was supported by the National Key Research and Development Program of China (Grant No. 2023YFB4502500) and the National Natural Science Foundation of China (Grants No. 12034018 and No. 62176246).

References

- Abbas, A., King, R., Huang, H.-Y., Huggins, W. J., Movassagh, R., Gilboa, D., and McClean, J. R. On quantum backpropagation, information reuse, and cheating measurement collapse. *arXiv preprint arXiv:2305.13362*, 2023.
- Berry, D. W., Childs, A. M., Ostrander, A., and Wang, G. Quantum algorithm for linear differential equations with exponentially improved dependence on precision. *Communications in Mathematical Physics*, 356:1057–1081, 2017.
- Brassard, G., Hoyer, P., Mosca, M., and Tapp, A. Quantum amplitude amplification and estimation. *Contemporary Mathematics*, 305:53–74, 2002.
- Cerezo, M., Arrasmith, A., Babbush, R., Benjamin, S. C., Endo, S., Fujii, K., McClean, J. R., Mitarai, K., Yuan, X., Cincio, L., et al. Variational quantum algorithms. *Nature Reviews Physics*, 3(9):625–644, 2021.
- Chen, Z.-Y., Xue, C., Chen, S.-M., Lu, B.-H., Wu, Y.-C., Ding, J.-C., Huang, S.-H., and Guo, G.-P. Quantum approach to accelerate finite volume method on steady computational fluid dynamics problems. *Quantum Information Processing*, 21(4):137, 2022.
- Cherrat, E. A., Kerenidis, I., Mathur, N., Landman, J., Strahm, M., and Li, Y. Y. Quantum vision transformers. *arXiv preprint arXiv:2209.08167*, 2022.
- Childs, A. M., Kothari, R., and Somma, R. D. Quantum algorithm for systems of linear equations with exponentially improved dependence on precision. *SIAM Journal on Computing*, 46(6):1920–1950, 2017.
- Contributors, M. Openmmlab’s pre-training toolbox and benchmark. <https://github.com/open-mmlab/mmpretrain>, 2023.
- Deng, J., Dong, W., Socher, R., Li, L.-J., Li, K., and Fei-Fei, L. Imagenet: A large-scale hierarchical image database. In *2009 IEEE conference on computer vision and pattern recognition*, pp. 248–255. Ieee, 2009.
- Ding, C., Bao, T.-Y., and Huang, H.-L. Quantum-inspired support vector machine. *IEEE Transactions on Neural Networks and Learning Systems*, 33(12):7210–7222, 2021.
- Dosovitskiy, A., Beyer, L., Kolesnikov, A., Weissenborn, D., Zhai, X., Unterthiner, T., Dehghani, M., Minderer, M., Heigold, G., Gelly, S., Uszkoreit, J., and Houlsby, N. An image is worth 16x16 words: Transformers for image recognition at scale. In *International Conference on Learning Representations*, 2021.
- Gilyén, A., Su, Y., Low, G. H., and Wiebe, N. Quantum singular value transformation and beyond: exponential improvements for quantum matrix arithmetics. In *Proceedings of the 51st Annual ACM SIGACT Symposium on Theory of Computing*, pp. 193–204, 2019.
- Giovannetti, V., Lloyd, S., and Maccone, L. Quantum random access memory. *Physical review letters*, 100(16):160501, 2008.
- Guo, N., Yu, Z., Agrawal, A., and Rebentrost, P. Quantum linear algebra is all you need for transformer architectures. *arXiv preprint arXiv:2402.16714*, 2024.
- Harrow, A. W., Hassidim, A., and Lloyd, S. Quantum algorithm for linear systems of equations. *Physical review letters*, 103(15):150502, 2009.
- Holmes, Z., Coble, N. J., Sornborger, A. T., and Subaşı, Y. Nonlinear transformations in quantum computation. *Physical Review Research*, 5(1):013105, 2023.
- Kerenidis, I., Landman, J., and Prakash, A. Quantum algorithms for deep convolutional neural networks. In *8th International Conference on Learning Representations, ICLR 2020, Addis Ababa, Ethiopia, April 26-30, 2020*. OpenReview.net, 2020.
- Krizhevsky, A., Hinton, G., et al. Learning multiple layers of features from tiny images. 2009.
- Krovi, H. Improved quantum algorithms for linear and nonlinear differential equations. *Quantum*, 7:913, 2023.
- Li, Y., Zhou, R.-G., Xu, R., Hu, W., and Fan, P. Quantum algorithm for the nonlinear dimensionality reduction with arbitrary kernel. *Quantum Science and Technology*, 6(1):014001, 2020.

- Liu, J., Liu, M., Liu, J.-P., Ye, Z., Wang, Y., Alexeev, Y., Eisert, J., and Jiang, L. Towards provably efficient quantum algorithms for large-scale machine-learning models. *Nature Communications*, 15(1):434, 2024.
- Liu, J. P., Kolden, H. O., Krovi, H. K., Loureiro, N. F., Trivisa, K., and Childs, A. M. Efficient quantum algorithm for dissipative nonlinear differential equations. *Proc Natl Acad Sci U S A*, 118(35), 2021.
- Lloyd, S. and Weedbrook, C. Quantum generative adversarial learning. *Physical review letters*, 121(4):040502, 2018.
- Loshchilov, I. and Hutter, F. Decoupled weight decay regularization. In *International Conference on Learning Representations*, 2019.
- Martyn, J. M., Rossi, Z. M., Tan, A. K., and Chuang, I. L. Grand unification of quantum algorithms. *PRX Quantum*, 2(4):040203, 2021.
- Mitarai, K., Kitagawa, M., and Fujii, K. Quantum analog-digital conversion. *Physical Review A*, 99(1):012301, 2019.
- Nielsen, M. A. and Chuang, I. L. *Quantum computation and quantum information*. Cambridge university press, 2010.
- Parkhi, O. M., Vedaldi, A., Zisserman, A., and Jawahar, C. Cats and dogs. In *2012 IEEE conference on computer vision and pattern recognition*, pp. 3498–3505. IEEE, 2012.
- Rebentrost, P., Schuld, M., Wossnig, L., Petruccione, F., and Lloyd, S. Quantum gradient descent and newton’s method for constrained polynomial optimization. *New Journal of Physics*, 21(7):073023, 2019.
- Shao, C. and Montanaro, A. Faster quantum-inspired algorithms for solving linear systems. *ACM Transactions on Quantum Computing*, 3(4):1–23, 2022.
- Shi, S., Wang, Z., Li, J., Li, Y., Shang, R., Zheng, H., Zhong, G., and Gu, Y. A natural nisq model of quantum self-attention mechanism. *arXiv preprint arXiv:2305.15680*, 2023.
- Subaşı, Y., Somma, R. D., and Orsucci, D. Quantum algorithms for systems of linear equations inspired by adiabatic quantum computing. *Physical review letters*, 122(6):060504, 2019.
- Tang, E. A quantum-inspired classical algorithm for recommendation systems. In *Proceedings of the 51st annual ACM SIGACT symposium on theory of computing*, pp. 217–228, 2019.
- Tang, E. Quantum principal component analysis only achieves an exponential speedup because of its state preparation assumptions. *Physical Review Letters*, 127(6):060503, 2021.
- Vaswani, A., Shazeer, N., Parmar, N., Uszkoreit, J., Jones, L., Gomez, A. N., Kaiser, Ł., and Polosukhin, I. Attention is all you need. *Advances in neural information processing systems*, 30, 2017.
- Wah, C., Branson, S., Welinder, P., Perona, P., and Belongie, S. The caltech-ucsd birds-200-2011 dataset. 2011.
- Xue, C., Wu, Y.-C., and Guo, G.-P. Quantum homotopy perturbation method for nonlinear dissipative ordinary differential equations. *New Journal of Physics*, 23(12):123035, 2021.
- Zhao, R.-X., Shi, J., and Li, X. Qksan: A quantum kernel self-attention network. *arXiv preprint arXiv:2308.13422*, 2023.

A. Symbols and Abbreviations

A.1. Mathematical Symbols

Table 3. Mathematical Symbols

Notation	Nomenclature
X, X^{in}, X^{out}	Input/output data in each layer of QViT encoder.
(d, n)	d : the dimension of each patch; n : the patch number
x_i	The i -th column of X .
P	Position embedding parameters
h	Head number of the multi-head attention.
L	QViT encoder layer depth.
C	Cost function of the QViT.
F	Parameters of a specific QViT layer.
$\ \cdot \ _F$	Frobenius norm.
$\ \cdot \ _\infty$	infinite norm of a vector.
δ	tomography error of the l_∞ tomography.

A.2. Abbreviations

Table 4. Abbreviations

Notation	Nomenclature
ViT	Vision Transformer
QViT	Quantum Vision Transformer
qRAM	Quantum Random Access Memory
QPos	Quantum Position Embedding
QHead	Quantum Head
QNorm	Quantum Norm
QAttn	Quantum Multi-head Attention
QAdd	Quantum Add
QFFN	Quantum Feedforward
QTomo	Quantum Tomography
QDAC	Quantum Digital-Analog conversion
QRAM	Quantum Random Access Memory

B. Implementation details of the QViT

In this section, we introduce the implementation details of the QViT, encompassing the forward pass and backpropagation of various components such as QPos, QNorm, QAttn, QAdd, QFFN, and QHead.

B.1. Overview

First, we introduce the data encoding and quantum data structure within the QViT. The QViT employs two distinct quantum encoding strategies: Analog-Encoding (A-Encoding) and Digital-Encoding (D-Encoding), which are defined as

$$\text{A-Encoding} : |0\rangle \mapsto |\alpha\rangle = \frac{1}{\|x\|} \sum_{i=0}^{n-1} \alpha_i |i\rangle, \quad (8)$$

$$\text{D-Encoding} : |i\rangle|0\rangle \mapsto |i\rangle|\alpha_i\rangle, i = 0, 1, \dots, n-1. \quad (9)$$

Some layers within the QViT utilize D-Encoding for their input/output, necessitating the construction of corresponding D-Encoding operations. In the QViT, the data is stored in the qRAM; for a given $X \in \mathbb{R}^{d \times n}$ stored in qRAM, the D-Encoding of X is realized through qRAM querying.

Then, we present the process of implementing the QViT's forward pass and backpropagation, as outlined in Algorithms 1 and 2. We further explicate the implementation of each layer in the QViT.

Algorithm 1 Forward pass of QViT.

- 1: **Input:** data X .
 - 2: **Output:** classification label of X .
 - 3: QPos: Build D-Encoding of $X^{out} = X^{in} + P$, where P represents position embedding.
 - 4: **for** $i = 0, 1, 2, \dots, L-1$ **do**
 - 5: QNorm: Build D-Encoding of $X^{out} = \text{Norm}(X^{in})$.
 - 6: QAttn: Prepare the A-Encoding state $|X^{out}\rangle$ where X^{out} is the output of the multi-head attention. Then, sample $|X^{out}\rangle$ with l_∞ tomography and construct the D-Encoding of X^{out} with the sampled results.
 - 7: QAdd: Build the D-Encoding of $X^{out} = X^{(1)} + X^{(2)}$, where $X^{(1)}$ represents the output of step 6, and $X^{(2)}$ represents the input of step 5.
 - 8: QNorm: Build the D-Encoding of $X^{out} = \text{Norm}(X^{in})$.
 - 9: QFFN: Build the D-Encoding of $X^{out} = W_2 f(W_1 X^{in} + b_1) + b_2$.
 - 10: QAdd: Build the D-Encoding of $X^{out} = X^{(1)} + X^{(2)}$, where $X^{(1)}$ represents the output of step 9, and $X^{(2)}$ represents the input of step 8.
 - 11: **end for**
 - 12: QHead: Prepare A-Encoding state $|X^{out}\rangle$ where $X^{out} = Wx_0^{in} + b$, then sample $|X^{out}\rangle$ and obtain the classification label from the sampled results.
-

Algorithm 2 Backpropagation of QViT.

- 1: **Input:** data X , forward pass results.
 - 2: **Output:** Sampled $\frac{\partial C}{\partial F}$, where F represents parameters in the QViT.
 - 3: Build D-encoding of $\frac{\partial C}{\partial X^{out}}$ through the forward pass results, where X^{out} is the output of the QHead.
 - 4: QHead: (1) Prepare A-Encoding state $|\frac{\partial C}{\partial F}\rangle$, where F represents parameters of the QHead, then obtain the sampled $\frac{\partial C}{\partial F}$.
(2) Build D-Encoding of $\frac{\partial C}{\partial X^{in}}$.
 - 5: **for** $i = L-1, L-2, \dots, 1, 0$ **do**
 - 6: QAdd: Build D-encoding of $\frac{\partial C}{\partial X^{(1)}}, \frac{\partial C}{\partial X^{(2)}}$.
 - 7: QFFN: (1) Prepare A-Encoding state $|\frac{\partial C}{\partial F}\rangle$, where F represents the parameters of the QFFN, then obtain the sampled $\frac{\partial C}{\partial F}$. (2) Build D-Encoding of $\frac{\partial C}{\partial X^{in}}$.
 - 8: QNorm: Build D-Encoding of $\frac{\partial C}{\partial X^{in}}$.
 - 9: QAdd: Build D-encoding of $\frac{\partial C}{\partial X^{(1)}}, \frac{\partial C}{\partial X^{(2)}}$.
 - 10: QAttn: Prepare A-Encoding states $|\frac{\partial C}{\partial X^{in}}\rangle$ and $|\frac{\partial C}{\partial F}\rangle$, F represents parameters of the QAttn, then obtain sampled $\frac{\partial C}{\partial F}$ and $\frac{\partial C}{\partial X^{in}}$. Next, build D-Encoding of $\frac{\partial C}{\partial X^{in}}$.
 - 11: QNorm: Build D-Encoding of $\frac{\partial C}{\partial X^{in}}$.
 - 12: **end for**
 - 13: QPos: Prepare A-Encoding state $\frac{\partial C}{\partial P}$ and obtain the sampled $\frac{\partial C}{\partial P}$.
-

B.2. Position Embedding

The formulation for Position Embedding is given by $X^{out} = X^{in} + P$, where $P \in \mathbb{R}^{d \times n}$ represents the position embedding parameters.

B.2.1. FORWARD

The input and output are the D-Encoding of X^{in} and X^{out} , respectively. The D-Encoding of P is built through a single query to the qRAM. Therefore, the D-Encoding of X^{out} is constructed by querying the D-Encoding of X^{in} and P once.

B.2.2. BACKPROPAGATION

The input is the D-Encoding of $\frac{\partial C}{\partial X^{out}}$, and the output is the sampled $\frac{\partial C}{\partial P}$. We have

$$\frac{\partial C}{\partial P} = \frac{\partial C}{\partial X^{out}}, \quad (10)$$

therefore, we obtain the D-Encoding of $\frac{\partial C}{\partial P}$. Subsequently, we employ QDAC to prepare the A-Encoding state $|\frac{\partial C}{\partial P}\rangle$ and obtain the sampled $\frac{\partial C}{\partial P}$ through l_∞ tomography.

B.3. QNorm layer

The norm layer is formulated as $X^{out} = \text{Norm}(X^{in})$, detailed by:

$$X^{out} = [\frac{x_1^{in} - \mu_1}{\sigma_1}, \frac{x_2^{in} - \mu_2}{\sigma_2}, \dots, \frac{x_n^{in} - \mu_n}{\sigma_n}], \quad (11)$$

$$\text{where } \mu_i = \frac{\sum_{j=1}^d x_{ij}^{in}}{d}, \sigma_i^2 = \frac{\sum_{j=1}^d (x_{ij}^{in} - \mu_i)^2}{d}.$$

B.3.1. FORWARD

In the QNorm layer, the D-Encoding of X^{in} serves as the input, producing the D-Encoding of X^{out} as output. For each $x_i^{in} \in \mathbb{R}^d$ with $i = 0, 1, \dots, n-1$, both μ_i and σ_i can be computed by querying the D-Encoding of X^{in} d times, which means the following two operations:

$$|i\rangle|0\rangle \mapsto |i\rangle|\mu_i\rangle, |i\rangle|0\rangle \mapsto |i\rangle|\sigma_i\rangle. \quad (12)$$

Following this, the D-Encoding of X^{out} is constructed by querying the operations defined in Eq. (12) and the D-Encoding of X^{in} .

B.3.2. BACKPROPAGATION

During the backpropagation procedure, we can establish the relationship between the D-Encoding of $\frac{\partial C}{\partial X^{in}}$ and the D-Encoding of $\frac{\partial C}{\partial X^{out}}$. This relationship is formulated as follows:

$$\frac{\partial C}{\partial x_i^{in}} = \frac{\partial C}{\partial x_i^{out}} \frac{\partial x_i^{out}}{\partial x_i^{in}}, \frac{\partial x_i^{out}}{\partial x_i^{in}} = \frac{dI - \vec{1}}{d\sigma_i} - \frac{(x_i^{in} - \mu_i)(x_i^{in} - \mu_i)^T}{d\sigma_i^3}, \quad (13)$$

where $\vec{1}$ represents a matrix in which all elements equal to 1. By applying the above equation, the D-Encoding of $\frac{\partial C}{\partial x_i^{in}}$ is obtained by querying the D-Encoding of both $\frac{\partial C}{\partial X^{out}}$ and X^{in} d times.

B.4. Quantum Attention

The attention operation is defined as:

$$\text{Attention}(X^{in}, W_q, W_k, W_v) = V A', A' = \text{softmax}(\frac{A}{\sqrt{d}}), A = K^T Q, [Q, K, V] = [W_q, W_k, W_v] X^{in}, \quad (14)$$

where $W_q, W_k, W_v \in \mathbb{R}^{d \times d}$, and the softmax function is applied column-wise.

The multi-head attention is defined as:

$$X^{out} = W \text{Concat}(H_0, H_1, \dots, H_{h-1}), H_m = \text{Attention}(X, W_{qm}, W_{km}, W_{vm}), \quad (15)$$

where $W = [W_0, W_1, \dots, W_{h-1}] \in \mathbb{R}^{d \times hd}$, $W_{qm}, W_{km}, W_{vm} \in \mathbb{R}^{d \times d}$, for $m = 0, 1, \dots, h-1$.

B.4.1. FORWARD

In the quantum attention layer, the process begins with the D-Encoding of X^{in} . The aim is to prepare the A-Encoding state $|X^{out}\rangle$, followed by sampling $|X^{out}\rangle$ using l_∞ tomography, and finally build the D-Encoding of X^{out} by querying the tomography results.

First, we prepare the A-Encoding of A' with Lemma B.1. Then we build the D-Encoding of V by querying the D-Encoding of X d times and $(\|V\|_F, \lceil \log(d+n) \rceil, \epsilon)$ -block-encoding of V following the method described in Lemma D.5. Finally, we apply the block-encoding of V on $|A'\rangle$ and measure the ancilla qubits to $|0\rangle$, resulting in:

$$|X^{out}\rangle = \frac{1}{\|X^{out}\|} \sum_j V |A'_{:,j}\rangle |j\rangle, \quad (16)$$

where $A'_{:,j}$ represents the j -th column of A' .

Furthermore, multi-head attention is constructed for $l = 0, 1, \dots, h-1$, executing quantum attention in parallel to achieve:

$$|H\rangle = \frac{1}{\|H\|} \sum_{l=0}^{h-1} |l\rangle \otimes \|H_l\| |H_l\rangle, \quad (17)$$

where $H_l = \text{Attention}(Q^l, K^l, V^l)$, $V^l = W_{vl}X$, $K^l = W_{kl}X$, $Q^l = W_{ql}X$, and $H = \text{Concat}(H_0, H_1, \dots, H_{h-1})$. Then we construct realize W operation with block-encoding technique and obtain

$$|X^{out}\rangle = W |H\rangle. \quad (18)$$

Ultimately, X^{out} is sampled $\tilde{O}(\frac{\log(dn)}{\delta^2})$ times, with the D-Encoding of X^{out} being constructed from querying the tomography results.

Lemma B.1. *Given D-Encoding of $X \in \mathbb{R}^{d \times n}$, $W_q, W_k \in \mathbb{R}^{d \times d}$, $A = X^T W_k^T W_q X$, $A' = \text{softmax}(\frac{A}{\sqrt{d}})$, then there exists a quantum algorithm to prepare $|A'\rangle = \frac{1}{\|A'\|} \sum_{i,j} A'_{ij} |i\rangle |j\rangle$ with $\Omega(1)$ success probability. The query complexity to the D-Encoding of X is $O\left(\frac{dn \max_{i,j} \sqrt{A''_{ij}} \max_{i,j} \sqrt{A''_{ij}/b_j}}{\epsilon \|A'\|}\right)$, where $A''_{ij} = e^{A_{ij}/\sqrt{d}}$, $b_j = \sum_i e^{A_{ij}/\sqrt{d}}$.*

Proof. Firstly, the element of A is calculated as $A_{ij} = x_i^T W_k^T W_q x_j$. Therefore, the D-Encoding of A is built by querying the D-Encoding of X $2d$ times. Then we define matrix A'' which satisfies $A''_{ij} = e^{A_{ij}/\sqrt{d}}$ and prepare state

$$|\sqrt{A''}\rangle = \frac{1}{\|\sqrt{A''}\|} \sum_{i,j} \sqrt{A''_{ij}} |i\rangle |j\rangle \quad (19)$$

with QDAC, with a query complexity to the D-Encoding of X being $O(\frac{dn \max_{i,j} \sqrt{A''_{ij}}}{\|\sqrt{A''}\|})$.

For a specific j' , the state $|\sqrt{A''}\rangle$ manifests as

$$|\sqrt{A''}\rangle = \frac{\sqrt{b_{j'}}}{\|\sqrt{A''}\|} \left(\frac{1}{\sqrt{b_{j'}}} \sum_i \sqrt{A''_{ij'}} |j'\rangle + |\psi^\perp\rangle \right), \quad (20)$$

where $\langle j' | \psi^\perp \rangle = 0$. Amplitude estimation algorithm (Brassard et al., 2002) is then employed to determine $\frac{\sqrt{b_{j'}}}{\|\sqrt{A''}\|}$. And since $\|\sqrt{A''}\|$ is known from $|\sqrt{A''}\rangle$'s preparation, $b_{j'}$ is obtained. By executing amplitude estimation in parallel for each

j' , we realize the following operation

$$|\sqrt{A''}\rangle|0\rangle \rightarrow \frac{1}{\|\sqrt{A''}\|} \sum_{i,j} \sqrt{A''_{ij}}|i\rangle|j\rangle|b_j\rangle \rightarrow |\psi\rangle = \frac{1}{\|\sqrt{A''}\|} \sum_{i,j} \sqrt{A''_{ij}}|i\rangle|j\rangle|\sqrt{A''_{ij}}/b_j\rangle, \quad (21)$$

with a query complexity to $|\sqrt{A''}\rangle$ of $O(1/\epsilon)$. Finally, we use QDAC to prepare

$$\frac{1}{\|A'\|} \sum_{i,j} \sqrt{A''_{ij}}/b_j \sqrt{A''_{ij}}|i\rangle|j\rangle = |A'\rangle, \quad (22)$$

with the query complexity to $|\psi\rangle$ being $O(\frac{\|\sqrt{A''}\| \max_{i,j} \sqrt{A''_{ij}}/b_j}{\|A'\|})$. In summary, the query complexity to the D-Encoding of X is

$$O\left(\frac{dn \max_{i,j} \sqrt{A''_{ij}} \max_{i,j} \sqrt{A''_{ij}}/b_j}{\epsilon \|A'\|}\right). \quad (23)$$

□

Lemma B.2. (Forward pass of QAttn) Given the D-Encoding of X , $W_q, W_k, W_v \in \mathbb{R}^{h \times d \times d}$, $W \in \mathbb{R}^{d \times h d}$, where h denotes the head number, then there exists a quantum algorithm to implement the QAttn layer. This process constructs the D-Encoding of the layer output, with the query complexity to the D-Encoding of X being $\tilde{O}(\frac{\log(n)hd}{p_f \epsilon \delta^2})$, where p_f represents the lower bound of the square root of the success probability in the forward pass of QAttn.

Proof. To begin with, for each $m = 0, 1, \dots, h-1$, to the preparation of $|A'_m\rangle$ requires a query complexity of:

$$O\left(\frac{dn \max_{i,j} \sqrt{(A''_m)_{ij}} \max_{i,j} \sqrt{(A''_m)_{ij}}/(b_m)_j}{\epsilon \|A'_m\|}\right), \quad (24)$$

based on lemma B.1. For each column $(V_m)_i$, which is computed using x_i , by lemma D.5, a $(\|V_m\|_F, \lceil \log(d+n) \rceil, \epsilon)$ -block-encoding of V_m is constructed by querying D-Encoding of X $\tilde{O}(d/\sqrt{\nu + \mu^2})$ times, where ν and μ are variance and mean of $y/\|y\|_\infty$, respectively, with $y = [(V_m)_0, (V_m)_1, \dots, (V_m)_{n-1}]$. Then $|H_m\rangle$ is prepared by querying both the preparation of $|A'_m\rangle$ and the block-encoding of V_m $O(\frac{\|V_m\|_F \|A'_m\|_F}{\|H_m\|_F})$ times. Therefore, $|H_m\rangle$ is prepared by querying the D-Encoding of X $\tilde{O}(d/\epsilon)$ times and cumulatively, $\tilde{O}(hd/\epsilon)$ for all heads in the construction of $|H\rangle$. Ultimately, $|X^{out}\rangle$ is prepared by query preparation of $|H\rangle$ $O(\frac{\|W\|_F \|H\|_F}{\|X^{out}\|})$ times. It is evident from the results that, when preparing the A-Encoding state of the multi-head attention output, the query complexity to the D-Encoding of X is

$$\tilde{O}\left(\max_m \left(\frac{n \max_{i,j} \sqrt{(A''_m)_{ij}} \max_{i,j} \sqrt{(A''_m)_{ij}}/(b_m)_j \|H_m\|_F}{\|V_m\|_F}\right) \frac{\|W\|_F \|H\|_F}{\|X^{out}\|} \frac{hd}{\epsilon}\right), \quad (25)$$

the first two components in Eq. (25) are generated by the success probability of the QDAC and block-encoding-based non-unitary operations, it means

$$1/p_f = \max_m \left(\frac{n \max_{i,j} \sqrt{(A''_m)_{ij}} \max_{i,j} \sqrt{(A''_m)_{ij}}/(b_m)_j \|H_m\|_F}{\|V_m\|_F}\right) \frac{\|W\|_F \|H\|_F}{\|X^{out}\|}, \quad (26)$$

Finally, we sample the A-Encoding state of the multi-head attention output $\tilde{O}(\frac{\log(dn)}{\delta^2})$ times and build the corresponding D-Encoding with the tomography results. In summary, the query complexity to the D-Encoding of X is $\tilde{O}(\frac{hd \log(n)}{p_f \epsilon \delta^2})$. □

B.4.2. BACKPROPAGATION

In the backpropagation process, the input is the D-Encoding of $\frac{\partial C}{\partial X^{out}}$. The procedure begins with preparing the A-Encoding state $|\frac{\partial C}{\partial X^{in}}\rangle$ and $|\frac{\partial C}{\partial F}\rangle$, where F denotes the parameters of this layer. Subsequently, these two A-Encoding states are sampled with l_∞ tomography, building the D-Encoding of $\frac{\partial C}{\partial X^{in}}$ based on the tomography results of $\frac{\partial C}{\partial X^{in}}$.

Firstly, we prepare the state $|\frac{\partial C}{\partial F}\rangle$, where F contains W , W_{vm} , W_{qm} and W_{km} for $m = 0, 1, \dots, h-1$. The derivative of C with respect to W is expressed as:

$$\frac{\partial C}{\partial W} = \frac{\partial C}{\partial X^{out}} \frac{\partial X^{out}}{\partial W}, \left(\frac{\partial X^{out}}{\partial W}\right)_{ijkl} = \delta_{ik} H_{jl}^T, \quad (27)$$

For $m = 0, 1, \dots, h-1$, the derivative with respect to $\frac{\partial C}{\partial W_{vm}}$ and $\frac{\partial C}{\partial W_{qm}}$ are given by:

$$\frac{\partial C}{\partial W_{vm}} = \frac{\partial C}{\partial X^{out}} \frac{\partial X^{out}}{\partial H_m} \frac{\partial H_m}{\partial V_m} \frac{\partial V_m}{\partial W_{vm}}, \quad (28)$$

$$\left(\frac{\partial X^{out}}{\partial H_m}\right)_{ijkl} = \delta_{jl} (W_m)_{ik}, \left(\frac{\partial H_m}{\partial V_m}\right)_{ijkl} = \delta_{ik} (A'_m)^T_{jl}, \left(\frac{\partial V_m}{\partial W_{vm}}\right)_{ijkl} = \delta_{ik} X_{lj}^{in}, \quad (29)$$

$$\frac{\partial C}{\partial W_{qm}} = \frac{\partial C}{\partial X^{out}} \frac{\partial X^{out}}{\partial H_m} \frac{\partial H_m}{\partial A'_m} \frac{\partial A'_m}{\partial A_m} \frac{\partial A_m}{\partial Q_m} \frac{\partial Q_m}{\partial W_{qm}}, \quad (30)$$

$$\left(\frac{\partial H_m}{\partial A'_m}\right)_{ijkl} = \delta_{jl} (V_m)_{ik}, \left(\frac{\partial A'_m}{\partial A_m}\right)_{ijkl} = \frac{1}{\sqrt{d}} \delta_{jl} (\delta_{ik} (A'_m)_{ij} - (A'_m)_{ij} (A'_m)_{kj}), \quad (31)$$

$$\left(\frac{\partial A_m}{\partial Q_m}\right)_{ijkl} = \delta_{jl} (K^T)_{ik}, \left(\frac{\partial Q_m}{\partial W_{qm}}\right)_{ijkl} = \delta_{ik} X_{lj}^{in}. \quad (32)$$

The expression of $\frac{\partial C}{\partial W_{km}}$ is similar to $\frac{\partial C}{\partial W_{qm}}$ introduced in Eq. (30). From Eq. (27) to (32), each component of $\frac{\partial C}{\partial F}$ consists of H , W , A'_m , Q_m , K_m , V_m , or X^{in} . The corresponding D-Encoding, A-Encoding or block-encoding of these matrices are introduced before. Therefore, we can prepare A-Encoding of each component of $\frac{\partial C}{\partial F}$ with quantum linear algebra, that is, prepare A-Encoding of $\frac{\partial C}{\partial F}$. After sampling the A-Encoding state $|\frac{\partial C}{\partial F}\rangle$, parameters are updated based on the sampled results.

Next, we consider $\frac{\partial C}{\partial X^{in}}$, which is given by:

$$\frac{\partial C}{\partial X^{in}} = \frac{\partial C}{\partial X^{out}} \frac{\partial X^{out}}{\partial H} \frac{\partial H}{\partial X^{in}}. \quad (33)$$

For $m = 0, 1, \dots, h-1$,

$$\frac{\partial H_m}{\partial X^{in}} = \frac{\partial V_m}{\partial X^{in}} A'_m + V_m \frac{\partial A'_m}{\partial X^{in}}, \quad (34)$$

$$\frac{\partial A'_m}{\partial X^{in}} = \frac{\partial A'_m}{\partial A_m} \left(\frac{\partial K_m^T}{\partial X^{in}} Q_m + K_m^T \frac{\partial Q_m}{\partial X^{in}} \right), \left[\frac{\partial V_m}{\partial X^{in}}, \frac{\partial Q_m}{\partial X^{in}}, \frac{\partial K_m}{\partial X^{in}} \right]_{ijkl} = \delta_{jl} [W_{vm}, W_{qm}, W_{km}]_{ik}. \quad (35)$$

Similar to $\frac{\partial C}{\partial F}$, $\frac{\partial C}{\partial X^{in}}$ also consists of $\frac{\partial C}{\partial X^{out}}$, W , A' , Q_m , K_m , V_m , W_{vm} , W_{qm} , and W_{km} , and the corresponding D-Encoding, A-Encoding or block-encoding of these matrices are introduced before. Therefore, we can prepare A-Encoding of $\frac{\partial C}{\partial X^{in}}$ and sample $|\frac{\partial C}{\partial X^{in}}\rangle$ with l_∞ tomography, then we build D-Encoding of $\frac{\partial C}{\partial X^{in}}$ with the sampled results. The cost associated with backpropagation of QAttn can be summarized in the following lemma.

Lemma B.3. (Backpropagation of QAttn) Given D-Encoding of X^{in} , X^{out} and $\frac{\partial C}{\partial X^{out}}$, $W_q, W_k, W_v \in \mathbb{R}^{h \times d \times d}$, $W \in \mathbb{R}^{d \times h d}$, where h represents the head number; then there exists a quantum algorithm to prepare the A-Encoding state of $\frac{\partial C}{\partial F}$ and D-Encoding of $\frac{\partial C}{\partial X^{in}}$, where F represents the parameters of the QAttn. The query complexity to the related D-Encodings is $\tilde{O}(\frac{hd \log(n)}{p_b \epsilon \delta^2})$, where p_b represents the lower bound of the square root of the success probability in the backpropagation of QAttn.

Proof. Firstly, we notice that

$$\frac{\partial C}{\partial F} = \frac{\partial C}{\partial X^{out}} \frac{\partial X^{out}}{\partial F}, \quad (36)$$

where F contains W , W_{vm} , W_{qm} and W_{km} for $m = 0, 1, \dots, h-1$. For each component of F , the expression of $\frac{\partial X^{out}}{\partial F}$ is based on Eq. (27), (29), (31), and (32). Therefore the A-Encoding of each component of $\frac{\partial X^{out}}{\partial F}$ can be prepared by

A-Encoding or Block-encoding of H , A' , K , Q , and V . Subsequently, we construct the block-encoding of $\frac{\partial C}{\partial X^{out}}$ and apply this to the A-Encoding state $|\frac{\partial X^{out}}{\partial F}\rangle$, thereby preparing the A-Encoding of $\frac{\partial C}{\partial F}$. Given the square root of the success probability lower bound p_b , the query complexity to the related D-Encodings is $\tilde{O}(\frac{hd}{\epsilon p_b})$. Then we sample $|\frac{\partial C}{\partial F}\rangle$ $\tilde{O}(\frac{\log(hd^2)}{\delta^2})$ times and obtain the sampled results. The query complexity to the related D-Encodings of this process is $\tilde{O}(\frac{hd}{p_b \epsilon \delta^2})$.

Secondly, we consider the derivative of the cost function relative to X^{in} :

$$\frac{\partial C}{\partial X^{in}} = \frac{\partial C}{\partial X^{out}} \frac{\partial X^{out}}{\partial X^{in}} = \frac{\partial C}{\partial X^{out}} \frac{\partial X^{out}}{\partial H} \frac{\partial H}{\partial X^{in}}. \quad (37)$$

The D-Encoding process of $\frac{\partial C}{\partial X^{in}}$ is detailed in the earlier segment of this section, with the query complexity of this process being $\tilde{O}(hd^2/\epsilon)$. Following this, we sample $|\frac{\partial C}{\partial X^{in}}\rangle$ $\tilde{O}(\frac{\log(dn)}{\delta^2})$ times, and build the D-Encoding of $\frac{\partial C}{\partial X^{in}}$ using the sampled results. The related D-Encodings' query complexity in this case is $\tilde{O}(\frac{hd \log(n)}{p_b \epsilon \delta^2})$.

In summary, the query complexity to the related D-Encodings of backpropagation is $\tilde{O}(\frac{hd \log(n)}{p_b \epsilon \delta^2})$. \square

In lemma B.2, the expression for p_b is not introduced; we now elaborate on p_b in detail. Each procedure in backpropagation process of the QAttn is probabilistic. For example, A-Encoding state $|\frac{\partial C}{\partial W_{vm}}\rangle$ is prepared with Eq. (28) and we need to prepare $|\frac{\partial V_m}{\partial W_{vm}}\rangle$ and block-encodings of $\frac{\partial C}{\partial X^{out}}$, $\frac{\partial X^{out}}{\partial H_m}$, and $\frac{\partial H_m}{\partial V_m}$. Given that the D-Encodings of these matrices are already built, we can prepare the A-Encodings or block-encodings of these matrices. Therefore, the square root of the success probability in $|\frac{\partial V_m}{\partial W_{vm}}\rangle$ preparation is

$$\frac{\|\frac{\partial V_m}{\partial W_{vm}}\|_F \Pi_{i=0}^3 \sqrt{\nu_i + \mu_i^2}}{\|\frac{\partial C}{\partial X^{out}}\|_F \|\frac{\partial X^{out}}{\partial H_m}\|_F \|\frac{\partial H_m}{\partial V_m}\|_F \|\frac{\partial V_m}{\partial W_{vm}}\|_F}, \quad (38)$$

where $\Pi_{i=0}^3 \sqrt{\nu_i + \mu_i^2}$ is generated by the QDAC of $\frac{\partial C}{\partial X^{out}}$, $\frac{\partial X^{out}}{\partial H_m}$, $\frac{\partial H_m}{\partial V_m}$, and $\frac{\partial V_m}{\partial W_{vm}}$. The expression of the success probability in other subprocedures is similar to Eq. (38), with p_b representing the lower bound of the square root of the success probability across all subprocedures.

B.5. QAdd

The add layer is written as:

$$X = X^{(1)} + X^{(2)}, \quad (39)$$

where $X, X^{(1)}, X^{(2)} \in \mathbb{R}^{d \times n}$. The forward pass and backpropagation of the QAdd layer are introduced as follows.

B.5.1. FORWARD

The input is the D-Encoding of $X^{(1)}$ and $X^{(2)}$, the output is the D-Encoding of X . We have

$$x_i = x_i^{(1)} + x_i^{(2)}, i = 0, 1, 2, \dots, n-1, \quad (40)$$

therefore, the D-Encoding of X is directly built by querying the D-Encoding of $X^{(1)}$ and $X^{(2)}$ once.

B.5.2. BACKPROPAGATION

The input consists of the D-Encoding of $\frac{\partial C}{\partial X^{(\alpha)}}$ and $\frac{\partial C}{\partial X^{(\beta)}}$, where $\frac{\partial C}{\partial X^{(\alpha)}}$ is backpropagated from the next QAdd layer, and $\frac{\partial C}{\partial X^{(\beta)}}$ originates from the subsequent QNorm layer. The output comprises the D-Encoding of $\frac{\partial C}{\partial X^{(1)}}$ and $\frac{\partial C}{\partial X^{(2)}}$, with $\frac{\partial C}{\partial X^{(1)}}$ being directed backpropagated to the preceding QAdd layer, and $\frac{\partial C}{\partial X^{(2)}}$ being backpropagated to the previous layer.

We have

$$\frac{\partial C}{\partial X^{(1)}} = \frac{\partial C}{\partial X^{(2)}} = \frac{\partial C}{\partial X^{(\alpha)}} + \frac{\partial C}{\partial X^{(\beta)}}. \quad (41)$$

Therefore, the D-Encoding of $\frac{\partial C}{\partial X^{(1)}}$ and $\frac{\partial C}{\partial X^{(2)}}$ is built directly by querying the D-Encoding of $\frac{\partial C}{\partial X^{(\alpha)}}$ and $\frac{\partial C}{\partial X^{(\beta)}}$ once.

B.6. QFFN

The feedforward layer is written as

$$X^{out} = W_2 f(W_1 X^{in} + b_1) + b_2, \quad (42)$$

where f is the activation function. In our model, we employ the ReLU function as f . The forward pass and backpropagation of the QFFN layer are introduced as follows.

B.6.1. FORWARD PASS

The process involves the D-Encoding of the input matrix X^{in} and subsequently produces the D-Encoding of the output matrix X^{out} . Each output element x_i^{out} is determined through the equation:

$$x_i^{out} = W_2 f(W_1 x_i^{in} + b_1) + b_2, \quad i = 0, 1, 2, \dots, n-1, \quad (43)$$

where each x_i^{in} is a vector in \mathbb{R}^d . The D-Encoding of X^{out} is then constructed by querying the D-Encoding of X^{in} d times.

B.6.2. BACKPROPAGATION

The input is the D-Encoding of $\frac{\partial C}{\partial X^{out}}$, and the output comprises the D-Encoding of $\frac{\partial C}{\partial X^{in}}$ along with the sampled $\frac{\partial C}{\partial F}$, where F denotes the parameters in the QFFN layer.

First, we have

$$\frac{\partial C}{\partial x_i^{in}} = \frac{\partial C}{\partial x_i^{out}} \frac{\partial x_i^{out}}{\partial x_i^{in}}, \quad i = 0, 1, \dots, n-1, \quad (44)$$

therefore, the D-Encoding of $\frac{\partial C}{\partial X^{in}}$ is constructed by querying the D-Encoding of $\frac{\partial C}{\partial X^{out}}$ and X^{in} d times.

Next, we prepare the state $|\frac{\partial C}{\partial F}\rangle$. We define $X^{mid} = W_1 X^{in} + [b_1, b_1, \dots, b_1]$, similarly to $\frac{\partial C}{\partial X^{in}}$, the D-Encoding of $\frac{\partial C}{\partial X^{mid}}$ can also be constructed by querying the D-Encoding of $\frac{\partial C}{\partial X^{out}}$ and X^{in} d times. F consists of W_1, b_1 and W_2, b_2 , we have

$$[\frac{\partial C}{\partial W_2}, \frac{\partial C}{\partial b_2}] = \frac{\partial C}{\partial X^{out}} [\frac{\partial X^{out}}{\partial W_2}, \frac{\partial X^{out}}{\partial b_2}], (\frac{\partial X^{out}}{\partial W_2})_{ijkl} = \delta_{ik} f(X^{mid})_{jl}^T, (\frac{\partial X^{out}}{\partial b_2})_{ijk} = \delta_{ik}, \quad (45)$$

$$[\frac{\partial C}{\partial W_1}, \frac{\partial C}{\partial b_1}] = \frac{\partial C}{\partial X^{mid}} [\frac{\partial X^{mid}}{\partial W_1}, \frac{\partial X^{mid}}{\partial b_1}], (\frac{\partial X^{mid}}{\partial W_1})_{ijkl} = \delta_{ik} (X^{in})_{jl}^T, (\frac{\partial X^{mid}}{\partial b_2})_{ijk} = \delta_{ik}. \quad (46)$$

We construct block-encoding of $\frac{\partial C}{\partial X^{out}}$ and $\frac{\partial C}{\partial X^{mid}}$ by Lemma D.5. From Eq. (45) and (46), we can also prepare A-Encoding $|\frac{\partial X^{out}}{\partial W_2}\rangle, |\frac{\partial X^{out}}{\partial b_2}\rangle, |\frac{\partial X^{mid}}{\partial W_1}\rangle$, and $|\frac{\partial X^{mid}}{\partial b_1}\rangle$. Then $|\frac{\partial C}{\partial W_1}\rangle, |\frac{\partial C}{\partial W_2}\rangle, |\frac{\partial C}{\partial b_1}\rangle$ and $|\frac{\partial C}{\partial b_2}\rangle$ can be prepared and obtain its sampled distribution with l_∞ tomography algorithm.

B.7. QHead

The head layer of ViT is written as

$$X^{out} = W x_0^{in} + b, \quad (47)$$

where $x_0^{in} \in \mathbb{R}^d$, $X^{out} \in \mathbb{R}^K$, and K represents the class number. The forward pass and backpropagation of the QHead layer are introduced as follows.

B.7.1. FORWARD PASS

The input is the D-Encoding of X^{in} , and the output is the sampled X^{out} . The D-Encoding of X^{out} is constructed by querying the D-Encoding of X^{in} d times. Subsequently, we prepare the A-Encoding state $|X^{out}\rangle$ using QDAC and obtain the sampled X^{out} through the l_∞ tomography algorithm. Finally, the classification label of X is derived from the sampled results.

B.7.2. BACKPROPAGATION

The input is the D-Encoding of $\frac{\partial C}{\partial X^{out}}$, and the output includes the D-Encoding of $\frac{\partial C}{\partial X^{in}}$ along with the sampled $\frac{\partial C}{\partial F}$, where F denotes the parameters in the QHead layer.

Notice that the QHead layer is a simplified version of the QFFN layer without hidden layers. Therefore, the backpropagation of the QHead layer can be directly implemented using the backpropagation of the QFFN layer.

C. Proof of Theorems

C.1. Proof of Theorem 4.1

Proof. The query complexity of the QViT increases linearly with the number of encoder layers. Here, we analyze the complexity of one encoder layer of the QViT.

First, the dependence of the query complexity of the QPos, QAdd, QNorm, QFFN, and QHead layers on d is the same as in the classical case, and the dependence on n is $O(1)$.

Second, by Lemma B.2, the query complexity of the X in the QAttn is $\tilde{O}(\frac{d \log(n)}{p_f \epsilon \delta^2})$, where δ represents the tomography error (Notice that we omit the head number h here). The query complexity of the parameters in the QAttn is the query complexity of the X multiplied by the factor d , because in the process Wx_i , the parameter matrix W has $O(d^2)$ elements, x_i has $O(d)$ elements. Therefore, the query complexity of the QAttn is $\tilde{O}(\frac{d^2 \log(n)}{p_f \epsilon \delta^2})$.

Third, the query complexity of the following QAdd, QNorm, and QFFN is $O(d^2)$.

Therefore, the query complexity of one QViT encoder layer is $O(\frac{d^2 \log(n)}{\epsilon \delta^2})$. Finally, the query complexity of the QHead layer is $O(d)$.

In summary, the query complexity of the forward pass is $\tilde{O}(\frac{d^2 \log(n)}{p_f \epsilon \delta^2})$. \square

C.2. Proof of Theorem 4.2

Proof. In the QHead layer, the D-Encoding of $\frac{\partial C}{\partial X^{out}}$ is built by querying the results obtained in the forward pass, and the query complexity to D-Encoding of $\frac{\partial C}{\partial X^{out}}$ is $O(d)$.

Next, we analyze the complexity of a layer of the QViT encoder from back to front.

- (1) The first layer is the QAdd, as introduced in Appendix B.5.2, the query complexity to the D-Encoding of $\frac{\partial C}{\partial X^{out}}$ is $O(1)$.
- (2) In the QFFN layer, we build the D-Encoding of $\frac{\partial C}{\partial X^{in}}$ and obtain the sampled $\frac{\partial C}{\partial F}$, where F represents the parameters of the QFFN layer. As introduced in Appendix B.6.2, the query complexity to build the D-Encoding of $\frac{\partial C}{\partial X^{in}}$ is $O(d^2)$ because each $\frac{\partial C}{\partial x_i^{in}}$ is computed by $O(d^2)$ elements of X^{out} and the QFFN layer parameters, and the query complexity to prepare each component of $|\frac{\partial C}{\partial F}\rangle$ is $O(d^2/p_b)$. Then we sample $|\frac{\partial C}{\partial F}\rangle$ $\tilde{O}(\frac{\log(d^2)}{\delta^2})$ times and obtain the sampled results. The query complexity of the QFFN layer is $\tilde{O}(\frac{d}{\delta^2})$.
- (3) In the QNorm layer, the query complexity to the D-Encoding of $\frac{\partial C}{\partial X^{out}}$ and X^{in} is $O(d)$.
- (4) In the next QAdd layer, the query complexity to the D-Encoding of $\frac{\partial C}{\partial X^{out}}$ is $O(1)$.
- (5) By Lemma B.3, the query complexity of the D-Encodings of X^{in} , X^{out} , and $\frac{\partial C}{\partial X^{out}}$ in the QAttn layer is $\tilde{O}(\frac{d \log(n)}{p_b \epsilon \delta^2})$, and the query complexity of the parameters is $\tilde{O}(\frac{d \log(n)}{p_b \epsilon \delta^2})$ times the factor d . Therefore, the query complexity of the QAttn layer is $\tilde{O}(\frac{d^2 \log(n)}{p_b \epsilon \delta^2})$.
- (6) In the next norm layer, the query complexity to the D-Encoding of $\frac{\partial C}{\partial X^{out}}$ and X^{in} is $O(d)$.

We have analyzed the complexity of a QViT encoder layer, the query complexity is mainly determined by the QAttn layer, which is $\tilde{O}(\frac{d^2 \log(n)}{p_b \epsilon \delta^2})$.

Finally, in the QPos layer, the query complexity is $\tilde{O}(\frac{\log(dn)}{p_b \delta^2})$.

In summary, the query complexity of the backpropagation process is $\tilde{O}(\frac{d^2 \log(n)}{p_b \epsilon \delta^2})$. \square

D. Basics of quantum computing

D.1. Quantum arithmetic

Quantum arithmetic is a fundamental module in quantum computing, involving the implementation of classical arithmetic operations using quantum circuits. The complexity of a specific quantum arithmetic operation is equivalent to that of the corresponding classical arithmetic operation, as detailed in Lemma D.1. Notably, the input of quantum arithmetic can be a superposition state, enabling the realization of the process:

$$\sum_{i=0}^{n-1} |x_i\rangle|0\rangle \rightarrow \sum_{i=0}^{n-1} |x_i\rangle|f(x_i)\rangle$$

with a complexity of $O(\text{polylog}(1/\epsilon))$.

Lemma D.1. *Given a basic function $f(x) : \mathbb{R} \rightarrow \mathbb{R}$, there exists a quantum algorithm to implement quantum arithmetic $|x\rangle|0\rangle \rightarrow |x\rangle|\tilde{f}(x)\rangle$, where $|\tilde{f}(x) - f(x)| \leq \epsilon$ and ϵ represents the computing accuracy. The gate complexity of the algorithm is $O(\text{polylog}(1/\epsilon))$.*

Proof. When the computing accuracy is ϵ , the number of bits required is $O(\log(1/\epsilon))$, and the complexity of the corresponding classical arithmetic is $O(\text{polylog}(1/\epsilon))$. Classical arithmetic is constructed using general logic operations, which can be realized by basic quantum gates. Therefore, the target arithmetic can be implemented using basic quantum gates, with a gate complexity of $O(\text{polylog}(1/\epsilon))$. \square

D.2. Quantum Tomography

Theorem D.2. *[l_∞ vector state tomography (Kerenidis et al., 2020)] Given access to unitary U such that $U|0\rangle = |x\rangle$ and its controlled version in time $T(U)$, there is a tomography algorithm with time complexity $O(T(U) \frac{\log d}{\delta^2})$ that produces unit vector $\tilde{X} \in \mathbb{R}^d$ such that $\|\tilde{X} - x\|_\infty \leq \delta$ with probability at least $(1 - 1/\text{poly}(d))$.*

D.3. Quantum Digital-Analog Conversion

In the QViT implementation process, we utilize quantum digital-analog conversion (QDAC), as introduced in (Mitarai et al., 2019). We present the main results of QDAC in Lemma D.3. It's worth noting that the expression provided in Lemma D.3 may not align completely with the one in (Mitarai et al., 2019). Therefore, we provide the proof of Lemma D.3 to clarify any discrepancies.

Lemma D.3. *(Generalized QDAC) Given the D-Encoding of $x \in \mathbb{R}^n$, let $f_x = [f(x_1), f(x_2), \dots, f(x_n)]$, where $f(x_i)$ represents some basic functions of x_i . Then, there exists an algorithm to prepare the A-Encoding of f_x with $\Omega(1)$ success probability. The query complexity to the D-Encoding of x is $O(1/\sqrt{\nu + \mu^2})$, where ν and μ are the variance and mean value of $f_x/\|f_x\|_\infty$, respectively.*

Proof. The preparation process of $|f_x\rangle$ is as follows:

- (1) Prepare superposition state $\frac{1}{\sqrt{n}} \sum_{i=1}^n |i\rangle$.
- (2) Execute U to obtain $\frac{1}{\sqrt{n}} \sum_{i=1}^n |i\rangle|x_i\rangle$.
- (3) Add an ancilla qubit and perform rotation operations controlled by $|x_i\rangle$, resulting in the quantum state:

$$\frac{1}{\sqrt{n}} \sum_{i=1}^n |i\rangle|x_i\rangle \left(\frac{f(x_i)}{C} |0\rangle + \sqrt{1 - \frac{f^2(x_i)}{C^2}} |1\rangle \right). \quad (48)$$

- (4) Measure the ancilla qubit to $|0\rangle$ and uncompute $|x_i\rangle$, yielding:

$$\frac{1}{\|f_x\|} \sum_{i=1}^n f(x_i) |i\rangle. \quad (49)$$

The success probability of this process is $p = \frac{\sum_{i=1}^n f^2(x_i)}{nC^2} = \nu + \mu^2$, where ν and μ are the variance and mean value of $f_x/\|f_x\|_\infty$. Utilizing the amplitude amplification algorithm, $|f_x\rangle$ can be prepared by querying U $O(1/\sqrt{\nu + \mu^2})$ times.

□

D.4. Block-encoding

Block-encoding offers a methodology for executing non-unitary operations in the domain of quantum computing (Gilyén et al., 2019; Martyn et al., 2021). This technique involves encapsulating a non-unitary operator A within a unitary matrix U_A , a process referred to as the block-encoding of A . The operator A can then be applied probabilistically through the execution of its block-encoded counterpart U_A .

Definition D.4. (Block-encoding) Suppose that A is an s -qubit operator, $\alpha, \epsilon \in \mathbb{R}_+$ and $a \in \mathbb{N}$, then we say that the $(s + a)$ -qubit unitary U is an (α, a, ϵ) -block-encoding of A , if

$$\|A - \alpha(|0\rangle^{\otimes a} \otimes I)U(|0\rangle^{\otimes a} \otimes I)\| \leq \epsilon. \quad (50)$$

In our work, we construct the block-encoding of X by querying the D-Encoding of X . The result is presented in Lemma D.5.

Lemma D.5. Given D-Encoding of $X = [x_0, x_1, \dots, x_{n-1}] \in \mathbb{R}^{d \times n}$, a $(\|X\|_F, \lceil \log(d + n) \rceil, \epsilon)$ -block-encoding of X can be built by querying qRAM $O(d/\sqrt{\nu + \mu^2})$ times, where ν and μ are variance and mean of $y/\|y\|_\infty$, respectively, $y = [\|x_0\|, \|x_1\|, \dots, \|x_{n-1}\|]$.

Proof. First, by querying the D-Encoding d times, we construct the following unitary transformations:

$$U_R : |0\rangle|j\rangle \mapsto |x_j\rangle|j\rangle, \quad (51)$$

$$V : |0\rangle|j\rangle \mapsto |y_j\rangle|j\rangle, y_j = \|x_j\|. \quad (52)$$

Then, we utilize QDAC to build:

$$U_L : |i\rangle|0\rangle \mapsto |i\rangle \frac{\sum_{j=1}^n \|x_j\|_F |j\rangle}{\|X\|_F}, \quad (53)$$

where the query complexity to V is $O(\sqrt{\nu + \mu^2})$, with ν and μ representing the variance and mean of $y/\|y\|_\infty$ respectively. We have:

$$|\psi_i\rangle = U_R|i\rangle|0\rangle, |\phi_j\rangle = U_L|0\rangle|j\rangle, \langle\phi_j|\psi_i\rangle = \frac{X_{ij}}{\|X\|_F}. \quad (54)$$

Therefore, $U_L^\dagger U_R$ is a $(\|X\|_F, \lceil \log(d + n) \rceil, \epsilon)$ -block-encoding of X , the query complexity to the qRAM is $O(d/\sqrt{\nu + \mu^2})$. □

D.5. Quantum Random Access Memory

In this section, we introduce quantum random access memory (QRAM) (Giovannetti et al., 2008), a quantum architecture fundamental to our framework. QRAM serves as a generalization of classical RAM, leveraging quantum mechanical properties to enhance computational efficiency.

In classical RAM, a discrete address i is provided as input, retrieving the memory element x_i stored at that location. Conversely, in QRAM, a quantum superposition of different addresses $|\psi_{\text{in}}\rangle$ is input, and QRAM returns an entangled state $|\psi_{\text{out}}\rangle$ where each address is correlated with the corresponding memory element:

$$|\psi_{\text{in}}\rangle = \sum_{i=0}^{N-1} \alpha_i |i\rangle_A |0\rangle_D \xrightarrow{\text{QRAM}} |\psi_{\text{out}}\rangle = \sum_{i=0}^{N-1} \alpha_i |i\rangle_A |x_i\rangle_D,$$

where N is the size of the data vector x , and the superscripts A and D denote "address" and "data" respectively.

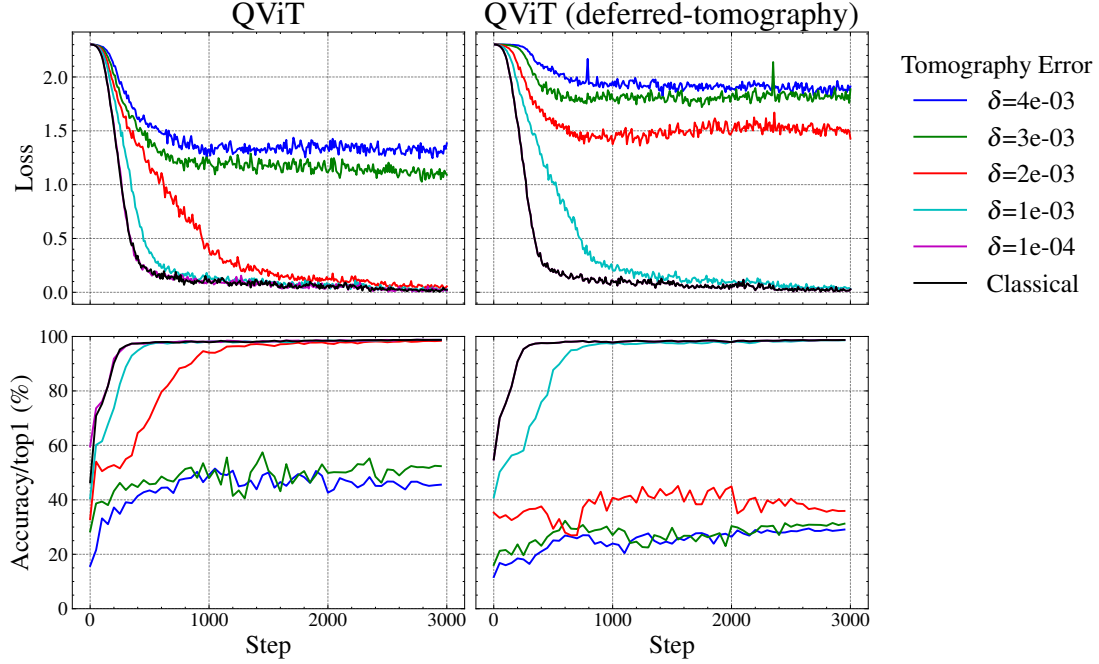


Figure 5. Cifar-10 dataset.

E. Additional Experimental results

In Section 5, we present the experimental results of QViT performance, depicted in Fig.3 and Fig.4, corresponding to the CUB-200-2011 dataset. Additionally, we conduct tests on the Cifar-10, Cifar-100, and Oxford-IIIT Pets datasets, yielding results similar to those obtained with the CUB-200-2011 dataset. Specifically, the effects of tomography error for the other three datasets are illustrated in Fig.5, Fig.6, and Fig.7, while the success probability distribution of these datasets is displayed in Fig.8, Fig.9, and Fig.10.

F. Relation to other quantum machine learning works

In recent years, the integration of quantum computing with machine learning has emerged as a prominent area of research, marking a significant trend in the advancement of computational methodologies. A foundational framework for understanding these innovative efforts is detailed in (Lloyd & Weedbrook, 2018), which methodically classifies machine learning strategies into four key categories: QQ, QC, CQ, and CC. This paper primarily examines the QC category, which focuses on leveraging quantum computing to enhance traditional machine learning algorithms, thereby creating a powerful synergy between quantum techniques and classical machine learning tasks. Within this realm, the prevalent methodologies align under two main schools of thought: the variational approach, as discussed in (Cerezo et al., 2021), and the quantum linear algebra approach, elaborated in (Martyn et al., 2021). These approaches represent the forefront of research in quantum-enhanced machine learning, each offering unique insights and methodologies for harnessing the potential of quantum computing to solve complex computational problems.

In this paper, we primarily explore the application of quantum linear algebra methods to enhance the performance of transformer models. To date, the variational approach has yet to definitively prove a quantum advantage, casting doubt on its capacity to significantly improve machine learning models. It is crucial, therefore, to distinguish our focus from the concepts of "quantum transformers," "quantum vision transformers," and "quantum attention mechanisms" as discussed in existing studies (Cherrat et al., 2022; Shi et al., 2023; Zhao et al., 2023). Our work specifically investigates the role of quantum linear algebra in boosting the efficiency and capabilities of transformer models, setting it apart from the more general and often vague use of similar terminology within the field.

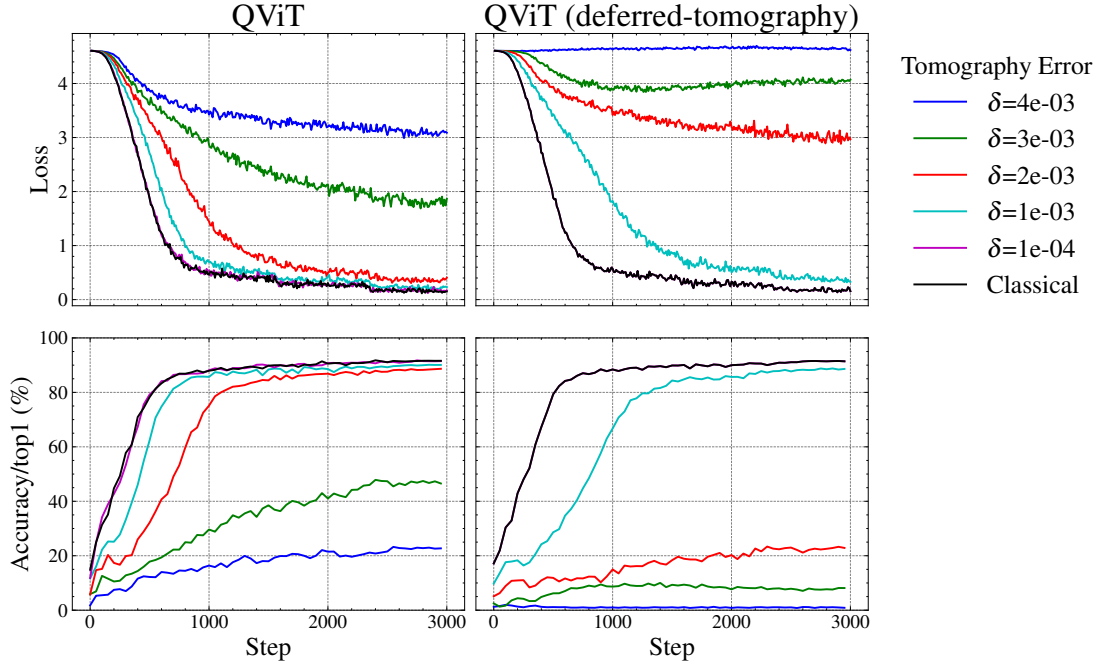


Figure 6. Cifar-100 dataset.

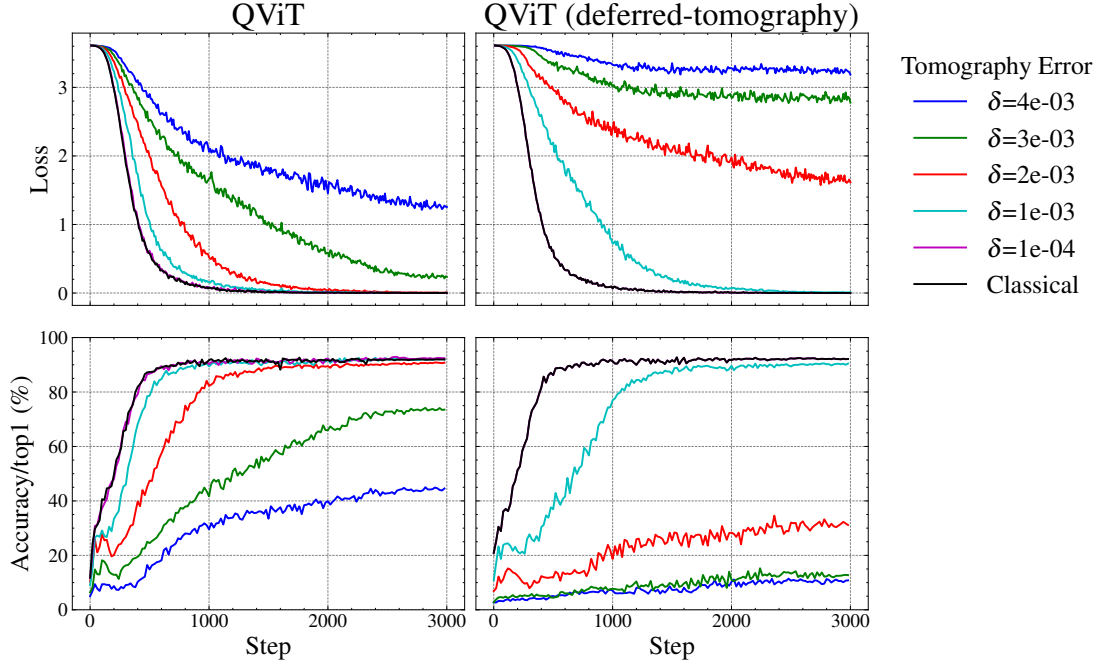


Figure 7. Oxford-IIIT Pets dataset.

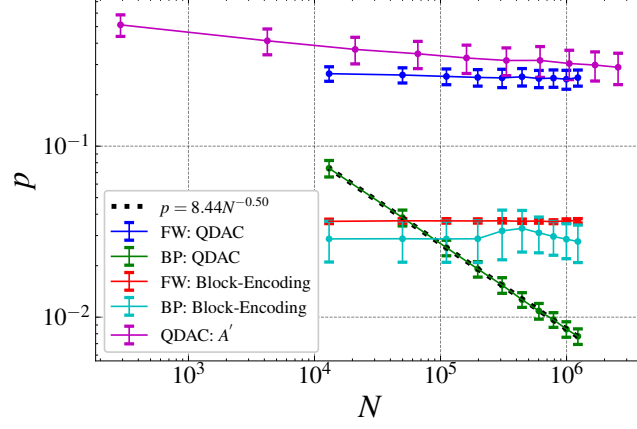


Figure 8. Main components success probability distribution: Cifar-10 dataset.

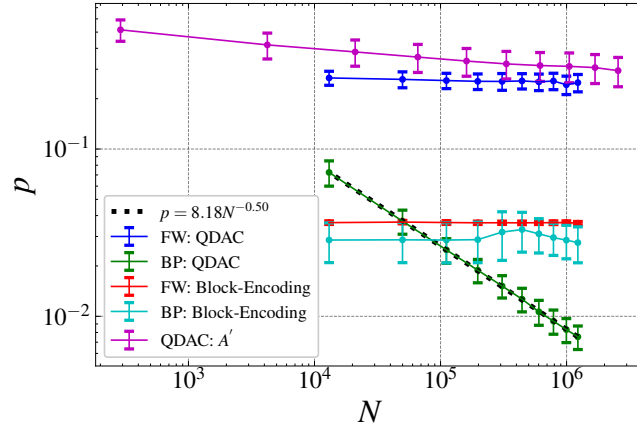


Figure 9. Main components success probability distribution: Cifar-100 dataset.

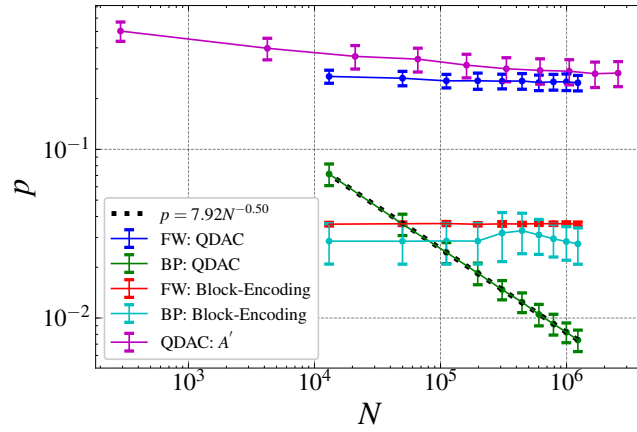


Figure 10. Main components success probability distribution: Oxford-IIIT Pets dataset.