

# Fine-Tuned Machine Translation Metrics Struggle in Unseen Domains

Vilém Zouhar<sup>1\*</sup> Shuoyang Ding<sup>2†</sup> Anna Currey<sup>2</sup>  
 Tatyana Badeka<sup>2</sup> Jenyuan Wang<sup>2</sup> Brian Thompson<sup>2</sup>  
<sup>1</sup>ETH Zürich <sup>2</sup>AWS AI Labs  
 dings@amazon.com

## Abstract

We introduce a new, extensive multidimensional quality metrics (MQM) annotated dataset covering 11 language pairs in the biomedical domain. We use this dataset to investigate whether machine translation (MT) metrics which are fine-tuned on human-generated MT quality judgements are robust to domain shifts between training and inference. We find that fine-tuned metrics exhibit a substantial performance drop in the unseen domain scenario relative to metrics that rely on the surface form, as well as pre-trained metrics which are not fine-tuned on MT quality judgments.

## 1 Introduction

Automatic metrics are vital for machine translation (MT) research: given the cost and effort required for manual evaluation, automatic metrics are useful for model development and reproducible comparison between research papers (Ma et al., 2019). In recent years, the MT field has been moving away from string-matching metrics like BLEU (Papineni et al., 2002) towards fine-tuned metrics like COMET (Rei et al., 2020), which start with pre-trained models and then fine-tune them on human-generated quality judgments. Fine-tuned metrics have been the best performers in recent WMT Metrics Shared Task evaluations (Freitag et al., 2022, 2023) and are recommended by the shared task organizers, who go so far as to say, “*Neural fine-tuned metrics are not only better, but also robust to different domains.*” (Freitag et al., 2022).

Given the growing popularity of fine-tuned metrics, it is important to better understand their behavior. Here, we examine the question of domain robustness of fine-tuned metrics. Fine-tuned metrics contain extra parameters on top of the pre-trained model which are initialized randomly (or to zero)

Fine-tuned metrics have **lower** ... despite Biomedical domain having **higher** correlation for other metrics

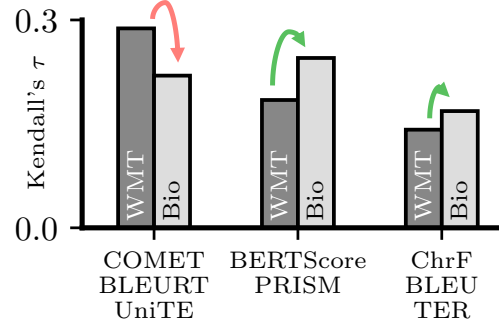


Figure 1: Automatic machine translation metric performance on the WMT and biomedical domains, averaged across metric types (see Figure 2 for full results).

and then fine-tuned on human-generated MT quality annotations. The primary source of those annotations is from prior WMT metrics shared tasks, and domains in WMT are often carried over from year to year (e.g. news). This raises the question: are fine-tuned metrics in fact robust across any domain (including domains not seen in training)? Or can their apparent strong performance be attributed in part to the artificially good domain match between training and test data?

To answer these questions, we first collect human multidimensional quality metrics (MQM) annotations in the biomedical (bio) domain. Vocabulary overlap and error analysis suggest that this new dataset is distinct from the domains used in WMT. This data covers 11 language pairs and 21 translation systems, with 25k total judgments. In addition to the MQM annotations, we also create new high-quality reference translations for all directions. We release this data publicly, along with code for replication of our experiments.<sup>1</sup>

Next, we examine how different types of metrics perform on our new bio test set relative to the WMT test set. We find that fine-tuned metrics have

\*Work done during an internship at Amazon.

†Corresponding author

<sup>1</sup>[github.com/amazon-science/bio-mqm-dataset](https://github.com/amazon-science/bio-mqm-dataset)

Architecture		Metrics
		BLEU CHRF TER
Pre-trained+Algorithm		
		BERTSCORE PRISM
Pre-trained+Fine-tuned		
		COMET UNITE BLEURT
Pre-trained+Prompt		
		GEMBA AUTOMQM

Table 1: Metric types considered in this work. The components have trainable parameters while use handcrafted heuristics or algorithms and decodes from a language model. The *ref* input omitted in the case of reference-free metrics (i.e. quality estimation).

substantially lower correlation with human judgments in the bio domain, despite other types of metrics having higher correlation in the bio domain (see Figure 1), indicating they struggle with the training/inference domain mismatch. Finally, we present analysis showing that such performance gap persists throughout different stages of the fine-tuning process and is not the result of a deficiency with the pre-trained model.

## 2 Related Work

**Metric types.** Table 1 summarizes the different types of metrics that are commonly used to evaluate MT. The earliest type of MT metrics are *Surface-Form* metrics, which are purely heuristic and use word- or character-based features. We consider three common *Surface-Form* metrics: BLEU (Papineni et al., 2002), TER (Snover et al., 2006) and CHRF (Popović, 2015). Metrics like COMET (Rei et al., 2020), BLEURT (Sellam et al., 2020), and UNITE (Wan et al., 2022) start with a pre-trained language model and fine-tune it on human-generated MT quality judgments. We denote these metrics *Pre-trained+Fine-tuned*.<sup>2</sup> Another class of metrics also start with a pre-trained model but do not perform fine-tuning. Examples of such metrics include PRISM (Thompson and Post, 2020a,b), which uses the perplexity of a neural paraphraser, and BERTSCORE (Sun et al., 2022), based on word embedding similarity. We denote such metrics *Pre-trained+Algorithm* metrics. More recently, met-

<sup>2</sup>The WMT metrics task calls these “trained” metrics.

rics like GEMBA (Kocmi and Federmann, 2023) and AUTOMQM (Fernandes et al., 2023) have proposed prompting a large language model. We denote these as *Pre-trained+Prompt* metrics.

**Domain specificity.** Domain specificity for MT metrics was first explored by C. de Souza et al. (2014) for *Surface-Form* metrics. Sharami et al. (2023) brought attention to the issue of domain adaptation for quality estimation (QE), offering solutions with curriculum learning and generating synthetic scores similar to Heo et al. (2021), Baek et al. (2020), and Zouhar et al. (2023). Sun et al. (2022) examined general-purpose natural language generation metrics and documented their bias with respect to social fairness. For word-level QE, Sharami et al. (2023) reported the lack of robustness of neural metrics.

## 3 New Bio MQM Dataset

We create and release new translations and MQM annotations for the system submissions from 21 participants to the WMT21 bio translation shared task (Yeganova et al., 2021). To explore how different the bio domain is from the WMT22 metric task domains, we computed the vocabulary overlap coefficient between each domain. Bio had the smallest average overlap with the WMT domains (0.436) compared to 0.507, 0.486, 0.507, and 0.582 for e-commerce, news, social, and conversation respectively. See Appendix A for full details and example sentences from each domain.

### 3.1 Dataset Creation

We created the bio MQM dataset in three steps. Annotations and translations were performed by expert linguists with experience in the medical domain (see Appendix C for full details).

**Step 1: Reference re-translation.** The original bio test set consists of bilingual abstracts from crawled academic papers, which might be written by non-native speakers (Névéol et al., 2020) or even MT (Thompson et al., 2024). Therefore, we create new professional reference translations.

**Step 2: Reference quality.** To ensure a high bar of quality for the reference translations, we ask a separate set of annotators to provide MQM annotations for the new references. Any issues identified by this round of MQM annotation are then fixed by a new set of translators, resulting in the final reference translations that we release in this dataset.

		WMT	Bio
Error severity	Critical	N/A	8%
	Major	26%	44%
	Minor	43%	31%
	Neutral	31%	16%
Error category	Fluency	47%	66%
	Accuracy	44%	18%
	Terminology	6%	10%
	Locale	2%	2%
	Other	1%	4%
Error-free segments		45%	72%
Errors per erroneous segment		1.9	2.1
Abs. erroneous segment score		-4.1	-7.6

Table 2: Error distribution of our new bio dataset and the existing WMT22 MQM dataset. The MQM annotation scheme for WMT in most cases did not contain the *Critical* category.

**Step 3: MQM annotations.** Finally, we conduct the main MQM annotation on the references and shared task system outputs. In this step, a single annotator rates all translations of a given document (from all systems and the reference).<sup>3</sup> Our MQM schema follows Freitag et al. (2021) except that we add we add a *Critical* severity (assigned the same score as *Major* for backward compatibility). Full annotator instructions are in Appendix D.

The resulting dataset covers 11 translation directions,<sup>4</sup> totaling roughly 25k segment-level annotations. In contrast, most publicly available MQM data to date covers only a few language pairs. We use ~25% of the segments for each language pair as the train/dev set, leaving the rest as the test set (see Appendix B for exact sizes in each pair).

We compare error distributions on our new bio MQM dataset and the existing WMT MQM dataset in Table 2. Bio MQM contains more *Critical/Major* errors, and lower absolute scores on average. However, WMT MQM has more overall sentences where an error occurs. Error category distribution also diverges, notably in *Fluency* and *Accuracy*.

## 4 Analysis

Here we summarize several experiments aimed at understanding the domain gap observed in *Pre-trained+Fine-tuned* metrics. Full details are provided in Appendix E and our released code.

<sup>3</sup>This allows us to distribute annotation jobs to multiple annotators while still allowing the annotator to access document-level context and ensuring that the whole document is ranked consistently.

<sup>4</sup>Pt→En, En↔De, En↔Es, En↔Ru, En↔Fr, Zh↔En

		Test:WMT	MQM epochs			
		0	1	2	4	8
DA epochs	0	0.118	0.285	0.281	0.279	0.295
	1	0.324	0.333	0.318	0.317	0.323
	2	0.326	0.337	0.323	0.323	0.325
	4	0.322	0.335	0.323	0.322	0.321
	8	0.311	0.335	0.324	0.322	0.316
		Test:Bio	MQM epochs			
		0	1	2	4	8
DA epochs	0	0.071	0.234	0.229	0.240	0.250
	1	0.282	0.280	0.282	0.274	0.270
	2	0.270	0.265	0.273	0.268	0.266
	4	0.255	0.246	0.258	0.259	0.253
	8	0.240	0.242	0.261	0.260	0.253

Table 3: Segment-level correlation (Kendall’s  $\tau$ ) between metrics and human judgments on the WMT (top) and bio (bottom) test sets, for COMET with varying epochs of WMT domain DA and MQM training.

### Fine-tuned metrics exhibit a performance gap on the unseen domain.

We find (Figure 2) that *Pre-trained+Fine-tuned* metrics exhibit lower correlation with human judgments on the bio MQM test set than the WMT test set, while both *Pre-trained+Algorithm* and *Surface-Form* metrics tend to have higher correlations on bio MQM. This gap suggests that fine-tuned metrics struggle with unseen domains, relative to other metric types. We also observe a very large performance gap for *Pre-trained+Prompt* metrics. Unfortunately, these metrics rely on closed-source LLMs without published training procedures, so we do not know if the underlying LLMs were trained on WMT metric data.

### Domain gap persists throughout the fine-tuning process.

COMET is trained in two steps, first on direct assessment (DA) quality annotations and then on MQM annotations, both from WMT shared tasks. In contrast to catastrophic forgetting (Goodfellow et al., 2013; Thompson et al., 2019a,b), where a model starts with good general-domain performance and then overfits while being adapted to a new task or domain, we do not see a sharp dropoff in the bio domain when training on more DA/MQM data. This indicates that the model is a poor bio metric at all stages, as opposed to learning and then forgetting.

**Improving the pre-trained model improves BERTSCORE but not COMET.** COMET and BERTSCORE are both based on XLM-Roberta LARGE (Conneau et al., 2019), allowing us to

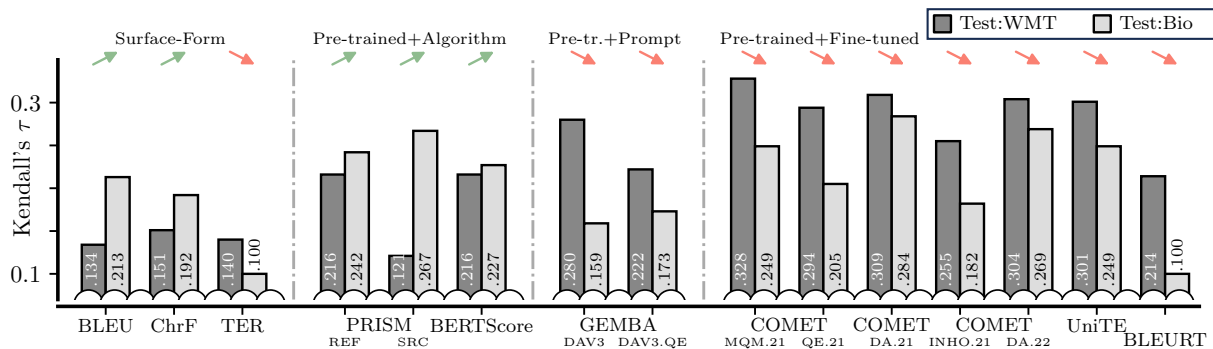


Figure 2: Segment-level correlation (Kendall’s  $\tau$ ) between metrics and human judgments on the WMT and bio domain. *Pre-trained+Fine-tuned* metrics have lower correlation on bio than on WMT, while *Surface-Form* and *Pre-trained+Algorithm* tend to have higher correlation. Note that there is no public COMET 22 MQM model.

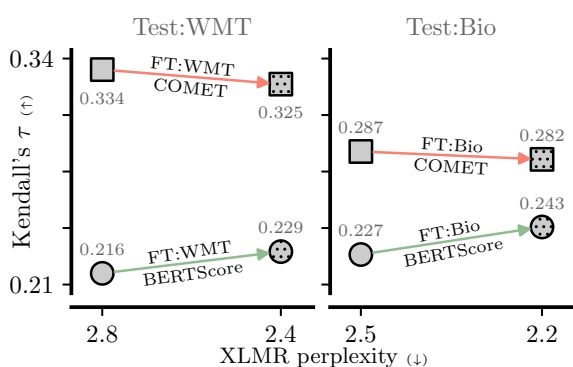


Figure 3: Metric performance when pre-trained model is fine-tuned (FT) on bio or WMT domain data. Lower perplexity improves BERTSCORE ○ but worsens COMET □. Perplexity is computed as the average of MLM and TLM objectives.

explore how the same changes to the pre-trained model affect each metric. We fine-tuned the pre-trained model on both monolingual data and bitext, adapting one model for the bio domain and one for the WMT domain. In both cases, improving the pre-trained model improves BERTSCORE but not COMET (see Figure 3). Similarly, improving the pre-trained model of PRISM also improves PRISM’s performance (see Appendix F). These findings indicate that the domain deficiency in fine-tuned metrics is not due to a deficiency in pre-trained models.

**In-domain data dramatically improves COMET.** Including bio MQM annotations in training improves COMET’s performance in the bio test set, increasing correlation from 0.287 to 0.328 with 6k bio judgments, and just 1k judgements improves correlation to 0.313 (see Figure 4). This rules out the possibility that bio is inherently problematic for COMET’s architecture or fine-tuning strategy.

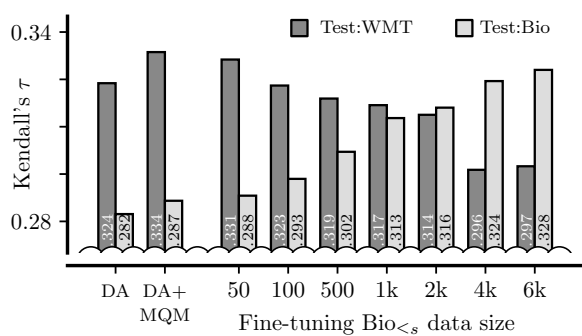


Figure 4: Average performance (8 seeds) of COMET fine-tuned on varying amounts of MQM bio data.

## 5 Conclusion and Future Work

This paper investigated the performance of machine translation metrics across divergent domains. To this end, we introduced a new, extensive MQM-annotated dataset covering 11 language pairs in the bio domain. Our analysis showed that *Pre-trained+Fine-tuned* metrics (i.e. those that use prior human quality annotations of MT output) exhibit a larger gap between in-domain and out-of-domain performance than *Pre-trained+Algorithm* metrics (like BERTSCORE) or *Surface-Form* metrics (like BLEU). Further experiments showed that this gap can be attributed to the DA and MQM fine-tuning stage. Despite the gap between in-domain and out-of-domain performance, COMET is still the best performing metric on the bio domain in absolute terms. Thus, our findings suggest potential future work directions including collecting more diverse human judgments for *Pre-trained+Fine-tuned* metrics and exploring ways to improve the generalization of such metrics during fine-tuning.



## Limitations

We draw conclusions based on a single unseen domain (biomedical). While additional domains would have preferable, data collection was cost prohibitive.

Context has been shown to be beneficial in machine translation evaluation (Läubli et al., 2018; Toral, 2020) and some metrics used in this work have document-level versions (Vernikos et al., 2022). However, in order to make fair comparisons with metrics which do not have a document level version, we only evaluated metrics as the sentence level.

We focused on segment-level evaluation and did not attempt system-level comparisons because of the limited number of systems in the bio domain data.

## References

- Yujin Baek, Zae Myung Kim, Jihyung Moon, Hyunjoong Kim, and Eunjeong Park. 2020. [PATQUEST: Papago translation quality estimation](#). In *Proceedings of the Fifth Conference on Machine Translation*, pages 991–998, Online. Association for Computational Linguistics.
- José G. C. de Souza, Marco Turchi, and Matteo Negri. 2014. [Machine translation quality estimation across domains](#). In *Proceedings of COLING 2014, the 25th International Conference on Computational Linguistics: Technical Papers*, pages 409–420, Dublin, Ireland. Dublin City University and Association for Computational Linguistics.
- Alexis Conneau, Kartikay Khandelwal, Naman Goyal, Vishrav Chaudhary, Guillaume Wenzek, Francisco Guzmán, Edouard Grave, Myle Ott, Luke Zettlemoyer, and Veselin Stoyanov. 2019. [Unsupervised cross-lingual representation learning at scale](#). *CoRR*, abs/1911.02116.
- Patrick Fernandes, Daniel Deutsch, Mara Finkelstein, Parker Riley, André F. T. Martins, Graham Neubig, Ankush Garg, Jonathan H. Clark, Markus Freitag, and Orhan Firat. 2023. [The devil is in the errors: Leveraging large language models for fine-grained machine translation evaluation](#).
- Johann Frei and Frank Kramer. 2023. [German medical named entity recognition model and data set creation using machine translation and word alignment: Algorithm development and validation](#). *JMIR Form Res*, 7:e39077.
- Markus Freitag, George Foster, David Grangier, Viresh Ratnakar, Qijun Tan, and Wolfgang Macherey. 2021. [Experts, errors, and context: A large-scale study of human evaluation for machine translation](#). *Transactions of the Association for Computational Linguistics*, 9:1460–1474.
- Markus Freitag, Nitika Mathur, Chi-kiu Lo, Eleftherios Avramidis, Ricardo Rei, Brian Thompson, Tom Kocmi, Frederic Blain, Daniel Deutsch, Craig Stewart, Chrysoula Zerva, Sheila Castilho, Alon Lavie, and George Foster. 2023. [Results of WMT23 metrics shared task: Metrics might be guilty but references are not innocent](#). In *Proceedings of the Eighth Conference on Machine Translation*, pages 578–628, Singapore. Association for Computational Linguistics.
- Markus Freitag, Ricardo Rei, Nitika Mathur, Chi-kiu Lo, Craig Stewart, Eleftherios Avramidis, Tom Kocmi, George Foster, Alon Lavie, and André F. T. Martins. 2022. [Results of WMT22 metrics shared task: Stop using BLEU – neural metrics are better and more robust](#). In *Proceedings of the Seventh Conference on Machine Translation (WMT)*, pages 46–68, Abu Dhabi, United Arab Emirates (Hybrid). Association for Computational Linguistics.
- Ian J Goodfellow, Mehdi Mirza, Da Xiao, Aaron Courville, and Yoshua Bengio. 2013. [An empirical investigation of catastrophic forgetting in gradient-based neural networks](#). *arXiv preprint arXiv:1312.6211*.
- Dam Heo, WonKee Lee, Baikjin Jung, and Jong-Hyeok Lee. 2021. [Quality estimation using dual encoders with transfer learning](#). In *Proceedings of the Sixth Conference on Machine Translation*, pages 920–927, Online. Association for Computational Linguistics.
- Tom Kocmi and Christian Federmann. 2023. [Large language models are state-of-the-art evaluators of translation quality](#). *arXiv preprint arXiv:2302.14520*.
- Samuel Läubli, Rico Sennrich, and Martin Volk. 2018. [Has machine translation achieved human parity? a case for document-level evaluation](#). In *Proceedings of the 2018 Conference on Empirical Methods in Natural Language Processing*, pages 4791–4796, Brussels, Belgium. Association for Computational Linguistics.
- Qingsong Ma, Johnny Wei, Ondřej Bojar, and Yvette Graham. 2019. [Results of the WMT19 metrics shared task: Segment-level and strong MT systems pose big challenges](#). In *Proceedings of the Fourth Conference on Machine Translation (Volume 2: Shared Task Papers, Day 1)*, pages 62–90, Florence, Italy. Association for Computational Linguistics.
- Aurélié Névéol, Antonio Jimeno Yepes, and Mariana Neves. 2020. [MEDLINE as a parallel corpus: a survey to gain insight on French-, Spanish- and Portuguese-speaking authors’ abstract writing practice](#). In *Proceedings of the Twelfth Language Resources and Evaluation Conference*, pages 3676–3682, Marseille, France. European Language Resources Association.

- NLLB Team, Marta R. Costa-jussà, James Cross, Onur Çelebi, Maha Elbayad, Kenneth Heafield, Kevin Hefernan, Elahe Kalbassi, Janice Lam, Daniel Licht, Jean Maillard, Anna Sun, Skyler Wang, Guillaume Wenzek, Al Youngblood, Bapi Akula, Loic Barrault, Gabriel Mejia Gonzalez, Prangthip Hansanti, John Hoffman, Semarley Jarrett, Kaushik Ram Sadagopan, Dirk Rowe, Shannon Spruit, Chau Tran, Pierre Andrews, Necip Fazil Ayan, Shruti Bhosale, Sergey Edunov, Angela Fan, Cynthia Gao, Vedanuj Goswami, Francisco Guzmán, Philipp Koehn, Alexandre Mourachko, Christophe Ropers, Safiyyah Saleem, Holger Schwenk, and Jeff Wang. 2022. [No language left behind: Scaling human-centered machine translation](#).
- Kishore Papineni, Salim Roukos, Todd Ward, and Wei-Jing Zhu. 2002. [Bleu: a method for automatic evaluation of machine translation](#). In *Proceedings of the 40th Annual Meeting of the Association for Computational Linguistics*, pages 311–318, Philadelphia, Pennsylvania, USA. Association for Computational Linguistics.
- Maja Popović. 2015. [chrF: character n-gram F-score for automatic MT evaluation](#). In *Proceedings of the Tenth Workshop on Statistical Machine Translation*, pages 392–395, Lisbon, Portugal. Association for Computational Linguistics.
- Ricardo Rei, Craig Stewart, Ana C Farinha, and Alon Lavie. 2020. [COMET: A neural framework for MT evaluation](#). In *Proceedings of the 2020 Conference on Empirical Methods in Natural Language Processing (EMNLP)*, pages 2685–2702, Online. Association for Computational Linguistics.
- Thibault Sellam, Dipanjan Das, and Ankur Parikh. 2020. [BLEURT: Learning robust metrics for text generation](#). In *Proceedings of the 58th Annual Meeting of the Association for Computational Linguistics*, pages 7881–7892, Online. Association for Computational Linguistics.
- Javad Pourmostafa Roshan Sharami, Dimitar Shterionov, Frédéric Blain, Eva Vanmassenhove, Mirella De Sisto, Chris Emmery, and Pieter Spronck. 2023. [Tailoring domain adaptation for machine translation quality estimation](#). In *Proceedings of the 24th Annual Conference of the European Association for Machine Translation*, pages 9–20, Tampere, Finland. European Association for Machine Translation.
- Matthew Snover, Bonnie Dorr, Rich Schwartz, Linnea Micciulla, and John Makhoul. 2006. [A study of translation edit rate with targeted human annotation](#). In *Proceedings of the 7th Conference of the Association for Machine Translation in the Americas: Technical Papers*, pages 223–231, Cambridge, Massachusetts, USA. Association for Machine Translation in the Americas.
- Tianxiang Sun, Junliang He, Xipeng Qiu, and Xuanjing Huang. 2022. [BERTScore is unfair: On social bias in language model-based metrics for text generation](#). In *Proceedings of the 2022 Conference on Empirical Methods in Natural Language Processing*, pages 3726–3739, Abu Dhabi, United Arab Emirates. Association for Computational Linguistics.
- Brian Thompson, Mehak Preet Dhaliwal, Peter Frisch, Tobias Domhan, and Marcello Federico. 2024. [A shocking amount of the web is machine translated: Insights from multi-way parallelism](#). *arXiv preprint arXiv:2401.05749*.
- Brian Thompson, Jeremy Gwinnup, Huda Khayrallah, Kevin Duh, and Philipp Koehn. 2019a. [Overcoming catastrophic forgetting during domain adaptation of neural machine translation](#). In *Proceedings of the 2019 Conference of the North American Chapter of the Association for Computational Linguistics: Human Language Technologies, Volume 1 (Long and Short Papers)*, pages 2062–2068, Minneapolis, Minnesota. Association for Computational Linguistics.
- Brian Thompson, Rebecca Knowles, Xuan Zhang, Huda Khayrallah, Kevin Duh, and Philipp Koehn. 2019b. [HABLex: Human annotated bilingual lexicons for experiments in machine translation](#). In *Proceedings of the 2019 Conference on Empirical Methods in Natural Language Processing and the 9th International Joint Conference on Natural Language Processing (EMNLP-IJCNLP)*, pages 1382–1387, Hong Kong, China. Association for Computational Linguistics.
- Brian Thompson and Matt Post. 2020a. [Automatic machine translation evaluation in many languages via zero-shot paraphrasing](#). In *Proceedings of the 2020 Conference on Empirical Methods in Natural Language Processing (EMNLP)*, pages 90–121, Online. Association for Computational Linguistics.
- Brian Thompson and Matt Post. 2020b. [Paraphrase generation as zero-shot multilingual translation: Disentangling semantic similarity from lexical and syntactic diversity](#). In *Proceedings of the Fifth Conference on Machine Translation*, pages 561–570, Online. Association for Computational Linguistics.
- Antonio Toral. 2020. [Reassessing claims of human parity and super-human performance in machine translation at WMT 2019](#). In *Proceedings of the 22nd Annual Conference of the European Association for Machine Translation*, pages 185–194, Lisboa, Portugal. European Association for Machine Translation.
- Giorgos Vernikos, Brian Thompson, Prashant Mathur, and Marcello Federico. 2022. [Embarrassingly easy document-level MT metrics: How to convert any pre-trained metric into a document-level metric](#). In *Proceedings of the Seventh Conference on Machine Translation (WMT)*, pages 118–128, Abu Dhabi, United Arab Emirates (Hybrid). Association for Computational Linguistics.
- Yu Wan, Dayiheng Liu, Baosong Yang, Haibo Zhang, Boxing Chen, Derek Wong, and Lidia Chao. 2022. [UniTE: Unified translation evaluation](#). In *Proceedings of the 60th Annual Meeting of the Association*

for *Computational Linguistics (Volume 1: Long Papers)*, pages 8117–8127, Dublin, Ireland. Association for Computational Linguistics.

Lucy Lu Wang, Kyle Lo, Yoganand Chandrasekhar, Russell Reas, Jiangjiang Yang, Doug Burdick, Darrin Eide, Kathryn Funk, Yannis Katsis, Rodney Michael Kinney, Yunyao Li, Ziyang Liu, William Merrill, Paul Mooney, Dewey A. Murdick, Devvret Rishi, Jerry Sheehan, Zhihong Shen, Brandon Stilson, Alex D. Wade, Kuansan Wang, Nancy Xin Ru Wang, Christopher Wilhelm, Boya Xie, Douglas M. Raymond, Daniel S. Weld, Oren Etzioni, and Sebastian Kohlmeier. 2020. [CORD-19: The COVID-19 open research dataset](#). In *Proceedings of the 1st Workshop on NLP for COVID-19 at ACL 2020*, Online. Association for Computational Linguistics.

Lana Yeganova, Dina Wiemann, Mariana Neves, Federica Vezzani, Amy Siu, Inigo Jauregi Unanue, Maite Oronoz, Nancy Mah, Aurélie Névéol, David Martínez, Rachel Bawden, Giorgio Maria Di Nunzio, Roland Roller, Philippe Thomas, Cristian Grozea, Olatz Perez-de Viñaspre, Maika Vicente Navarro, and Antonio Jimeno Yepes. 2021. [Findings of the WMT 2021 biomedical translation shared task: Summaries of animal experiments as new test set](#). In *Proceedings of the Sixth Conference on Machine Translation*, pages 664–683, Online. Association for Computational Linguistics.

Vilém Zouhar, Shehzaad Dhuliawala, Wangchunshu Zhou, Nico Daheim, Tom Kocmi, Yuchen Eleanor Jiang, and Mrinmaya Sachan. 2023. [Poor man’s quality estimation: Predicting reference-based MT metrics without the reference](#). In *Proceedings of the 17th Conference of the European Chapter of the Association for Computational Linguistics*, pages 1311–1325, Dubrovnik, Croatia. Association for Computational Linguistics.

Langs	WMT		Test	Bio Dev	Total
	Test	Train			
De-En	-	-	2457	903	3360
En-De	18k	28k	2695	917	3612
Es-En	-	-	1013	309	1322
En-Es	-	-	1112	330	1442
Ru-En	-	-	1324	388	1712
En-Ru	19k	16k	825	237	1062
Fr-En	-	-	1108	352	1460
En-Fr	-	-	1228	308	1536
Zh-En	23k	27k	2838	913	3751
En-Zh	-	-	3900	1200	5100
Pt-En	-	-	701	222	924
All	60k	71k	19k	6k	25k

Table 4: Data split of the bio MQM data released in this work, and WMT22 MQM (Freitag et al., 2022) data. All test results are reported with the *test* split which is approximately 75% of *total*. Splits were created to respect document-level boundaries. For WMT, 2022 is used for testing and 2020 and 2021 for training.

## A Domain Overlap Between WMT and bio

To evaluate the overlap between the WMT and bio domains, we calculate the vocabulary overlap coefficient ( $\frac{|A \cap B|}{\min(|A|, |B|)}$ ) between our new bio MQM dataset and the domains used in the WMT22 metrics shared task. The per-domain overlap matrix is shown in Figure 5. Randomly selected sentences from each domain are provided for illustration in Figure 6.

## B Corpus Statistics

Table 4 shows the size per language pair of our bio MQM dataset, as well as the WMT MQM dataset for comparison. The bio MQM dataset contains roughly 25k annotated segments, covering 11 language pairs. We split the data into test (roughly 75%) and development (roughly 25%) sets.

## C Translator/Annotator Qualifications

There were 2-4 MQM annotators for each language pair, and a total of 46 annotators. All linguists had experience in translating/post-editing/reviewing content in the bio domain. This was the main requirement to be able to work on the project. The other qualification criteria for this project were in line with the ISO standard 17100. In particular, the linguists met one or more of the following criteria: (1) A recognized higher education degree in translation; (2) Equivalent third-level degree in another subject plus a minimum of two years of doc-

umented professional translation experience; (3) A minimum of five years of documented professional translation experience; (4) Native speaker of the target language. Although linguists were experts in the bio domain, not all of them were experts in MQM annotation. For this reason, the annotators completed an MQM quiz before onboarding them to ensure they understood the guidelines and requirements.

For the translation and post-editing tasks, we used a two step process (initial post editor + reviewer). In each case the reviewer was a linguist with experience translating medical texts. There were no specific educational or vocational stipulations on that medical qualification, however they were asked to provide a medical-text-specific translation test for us to be onboarded for the project. The initial post-editor in each case was a linguistic expert, but not specifically an expert in medical translations, which is why we followed up with reviewers to ensure contents were translated accurately. Linguists had to demonstrate the following to onboard to the project: (1) At least 3+ years of professional translation experience (2) Proven proficiency in English writing skills (3) In-depth understanding and exposure to the language (4) Strong ability in translating, reviewing, adjusting, and providing adaptation for various writing styles of particular requests.

## D MQM Annotation Guidelines

Below, we reproduce the MQM annotation guidelines that we provided to the annotators.

**Overview:** You are asked to evaluate the translations using the guidelines below, and assign error categories and severities considering the context segments available.

### Task:

- Please identify all errors within each translated segment, up to a maximum of five.
  - If there are more than five errors, identify only the five most severe.
  - If it is not possible to reliably identify distinct errors because the translation is too badly garbled or is unrelated to the source, then mark a single Unintelligible error that spans the entire segment
  - Annotate segments in natural order, as if you were reading the document. You



	<b>e-commerce</b>	<b>news</b>	<b>social</b>	<b>conversation</b>	<b>biomedical</b>
<b>e-commerce</b>	1.000	0.349	0.511	0.662	0.369
<b>news</b>	0.349	1.000	0.517	0.592	0.359
<b>social</b>	0.511	0.517	1.000	0.494	0.462
<b>conversation</b>	0.662	0.592	0.494	1.000	0.554
<b>biomedical</b>	0.369	0.359	0.462	0.554	1.000

Figure 5: Vocabulary overlap coefficient between the English source-side data for each domain in the WMT22 and our bio dataset.

<b>e-commerce</b>	This was one of the first albums I purchased of Keith's "back in the day".
<b>news</b>	Sean Combs has been variously known as Puff Daddy, P. Diddy or Diddy, but this year announced his preference for the names Love and Brother Love.
<b>social</b>	The comment about boiling being inefficient is probably correct bc even though the water heater is running continuously, that thing has SO MUCH insulation.
<b>conversation</b>	Let me know if you were able to create your new password and sign in with it
<b>biomedical</b>	Though neither perfectly sensitive nor perfectly specific for trachoma, these signs have been essential tools for identifying populations that need interventions to eliminate trachoma as a public health problem.

Figure 6: Randomly selected English example sentences from each domain in the WMT22 metrics shared task as well as our new bio dataset.

- may return to revise previous segments.
  2. To identify an error, highlight the relevant span of text.
    - (a) Omission and Source error should be tagged in the source text.
      - i. All other errors should be tagged in the target text.
    - (b) Unintelligible error should have an entire sentence tagged; if you think a smaller span is needed, then you should select another error category (Mistranslation, etc.).
  3. Select a category/sub-category and severity level from the available options.
  4. When identifying errors, please be as fine-grained as possible.
    - (a) If a sentence contains more than one error of the same category, each one should be logged separately. For example, if a sentence contains two words that are each mistranslated, two separate mistranslation errors should be recorded.
    - (b) If a single stretch of text contains multiple errors, you only need to indicate the one that is most severe.
      - i. If all have the same severity, choose the first matching category listed in the error typology (e.g. Accuracy, then Fluency, then Terminology, etc.).
    - (c) For repetitive errors that appear systematically through the document: please annotate each instance with the appropriate weight.
  5. Please pay particular attention to the context when annotating. You will be shown several context segments before and after the segment for evaluation. If a translation is questionable on its own but is fine in the context of the document, it should not be considered erroneous; conversely, if a translation might be acceptable in some context, but not within the current document, it should be marked as wrong.
- Delivery format:**
- file format: a TSV with additional columns for error categories and severity + JSON

- for multiple errors in one segment: additional row for each error + severity
- text spans will be highlighted for the annotation process and exported as tag

**Error categories:** Table 5

**Severity (no weights, just severity):** Table 6

## E Detailed Experiment Configurations

### E.1 Fine-Tuning Metric on DA/MQM Data

**Model description.** We focus on COMET and COMET-QE (reference-based and its reference-free version) as they are among the most commonly used. The COMET model works by representing the source, the hypothesis and the reference as three fixed-width vectors using a language model, such as XLM-Roberta LARGE (Conneau et al., 2019). These vectors and their combinations serve as an input to a simple feed-forward regressor which is fine-tuned to minimize the MSE loss with human MQM scores. The overall training consists of the following steps (compute times using a single A10 GPU). The times are per epoch and some experiments require training for multiple epochs.

- Language modeling → XLM-Roberta, 10hr/ep.
- DA scores regression → COMETDA, 10hr/ep.
- MQM scores regression → COMET, 1hr/ep.

**Z-normalizing and agreement.** There is high inter-annotator variance in the WMT and bio MQM data. Training on the raw MQM scores is very unstable and therefore per-annotator z-normalizing is necessary to replicate our setup. Note that the publicly available WMT MQM data are not z-normalized.

**Existing datasets.** We distinguish between various data tiers based on their availability and costs. The most expensive and rare are MQM-annotated data, followed by parallel data and lastly unaligned data. We limit our experiments to En-De, Zh-En and Ru-En language directions because of WMT MQM availability. We release the data splits in code in the de-anonymized version.

**Hyperparameters.** We largely followed the training recipe in COMET Github repo<sup>5</sup>. For details, please see our code.

<sup>5</sup>[github.com/Unbabel/COMET/tree/master/configs](https://github.com/Unbabel/COMET/tree/master/configs)

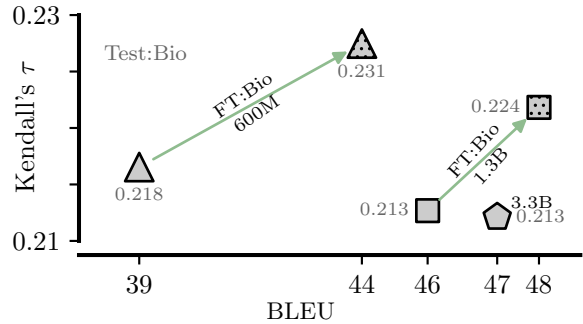


Figure 7: Multiple NLLB MT models are used as the base model for PRISM SRC. Fine-tuning the underlying MT model improves the metric. Compute constraints preclude finetuning NLLB-3.3B.

### E.2 Fine-Tuning Pre-Trained Model

**Data.** To see whether improving underlying pre-trained model improves *Pre-trained+Algorithm* metrics build on those pre-trained models, we fine-tuned XLM-Roberta model with data similar to WMT and bio domain setup, respectively. Our data covers the four languages of concern, namely English, German, Russian, and Chinese. For WMT domain, we used news-commentary v18.1 dataset<sup>6</sup> for all languages. For the bio domain, we list the data in Table 7. Because XLM-Roberta model was fine-tuned with two objectives (Conneau et al., 2019): masked language model (MLM) and translation language model (TLM), we use all (both parallel and monolingual) data for MLM training and parallel data for TLM training.

All perplexities are calculated on the text portion of the MQM dataset for both domains.

**Hyperparameters.** We fine-tune the model for two epochs for both domains. Our learning rate is set at  $5 \times 10^{-7}$ , with cosine learning rate schedule and  $10k$  warm-up steps.

## F Fine-Tuning PRISM

We experimented with various sizes of NLLB multilingual MT models (NLLB Team et al., 2022) as the multilingual paraphrase model in PRISM. We fine-tuned the NLLB models on the parallel data listed in Table 7, and found that improving the pre-trained models performance (as measured by BLEU in a held out test set) also improved PRISM’s performance: see Figure 7.

<sup>6</sup>[data.statmt.org/news-commentary/v18.1/](https://data.statmt.org/news-commentary/v18.1/)

<sup>7</sup>[openaragr.de/receive/openaragr\\_mods\\_00046540?lang=en](https://openaragr.de/receive/openaragr_mods_00046540?lang=en)

<sup>8</sup>[huggingface.co/datasets/shibing624/medical](https://huggingface.co/datasets/shibing624/medical)

		Tag Location	
<b>Accuracy</b> – errors occurring when the target text does not accurately correspond to the propositional content of the source text, introduced by distorting, omitting, or adding to the message	<b>Mistranslation</b>	Target content that does not accurately represent the source content.	Target
	<b>Addition</b>	Target content that includes content not present in the source.	Target
	<b>Omission</b>	Errors where content is missing from the translation that is present in the source.	<i>Source</i>
	<b>Untranslated</b>	Errors occurring when a text segment that was intended for translation is left untranslated in the target content.	Target
<b>Linguistic Conventions (former Fluency)</b> - errors related to the linguistic well-formedness of the text, including problems with, for instance, grammaticality and mechanical correctness.	<b>Grammar</b>	Error that occurs when a text string (sentence, phrase, other) in the translation violates the grammatical rules of the target language.	Target
	<b>Punctuation</b>	Punctuation incorrect for the locale or style.	Target
	<b>Spelling</b>	Error occurring when the letters in a word in an alphabetic language are not arranged in the normally specified order.	Target
	<b>Character encoding</b>	Error occurring when characters garbled due to incorrect application of an encoding.	Target
	<b>Register</b>	Errors occurring when a text uses a level of formality higher or lower than required by the specifications or by common language conventions.	Target
<b>Terminology</b> - errors arising when a term does not conform to normative domain or organizational terminology standards or when a term in the target text is not the correct, normative equivalent of the corresponding term in the source text.	<b>Inconsistent use of terminology</b>	Use of multiple terms for the same concept (technical terms, medical terms, etc.)	Target
	<b>Wrong term</b>	Use of term that it is not the term a domain expert would use or because it gives rise to a conceptual mismatch.	Target
<b>Style</b>	<b>Non-fluent</b>	Text does not sound fluent or natural as if it were translated by a non-native speaker or because the translation is following the source too closely.	Target
<b>Locale Conventions</b> - errors occurring when the translation product violates locale-specific content or formatting requirements for data elements.	<b>Number format</b>		Target
	<b>Currency format</b>		Target
	<b>Measurement format</b>		Target
	<b>Time format</b>		Target
	<b>Date format</b>		Target
	<b>Address format</b>		Target
	<b>Telephone format</b>		Target
<b>Other</b>		any error that does not fit the categories above	Target
<b>Source errors</b>	<b>source error</b>	The error that occurs in the source. All source errors (e.g. non-fluent source) should be annotated as source errors — no sub-categories need to be selected. <b>If the source error caused a target error:</b> - if the source error and target errors belong to the same category, then only flag the source. -If source and target errors belong to different categories - even if you know that the source error caused the translation error - do flag both.	<i>Source</i>
<b>Unintelligible</b>		So many errors, or errors are so outrageous, that text becomes incomprehensible, and it is hard to pinpoint a specific error type.	Target. Tag the entire sentence. If the span is smaller, then a different category should be applied, such as Mistranslation, Untranslated, etc.

Table 5: MQM error categories provided in annotator instructions.

<b>severity</b>	<b>Definition</b>	<b>Source example</b>	<b>Translation example</b>
<b>Neutral</b>	Neutral issues are items that need to be noted for further attention or fixing but which should not count against the translation. This severity level can be perceived as a flag for attention that does not impose a penalty. It should be used for “preferential errors” (i.e, items that are not wrong, per se, but where the reviewer or requester would like to see a different solution).	Source: Join us in celebrating 10 years of the company!	Target: Join us to celebrate 10 years of the company!
<b>Minor</b>	Minor issues are issues that do not impact usability or understandability of the content. If the typical reader/user is able to correct the error reliably and it does not impact the usability of the content, it should be classified as minor.	S1: Accurately distinguish between legitimate and high-risk account registrations S2: See how organizations worldwide are using fraud detection.	T1: Accurately distinguish between legitimate and high-risk account registrations T2: See how organization worldwide are using fraud detection.
<b>Major</b>	errors that would impact usability or understandability of the content but which would not render it unusable. For example, a misspelled word that may require extra effort for the reader to understand the intended meaning but does not make it impossible to comprehend should be labeled as a major error. Additionally, if an error cannot be reliably corrected by the reader/user (e.g., the intended meaning is not clear) but it does not render the content unfit for purpose, it should be categorized as major.	Source: Set the performance to 50 percent	Target: Set performance 50 percent
<b>Critical</b>	errors that would render a text unusable, which is determined by considering the intended audience and specified purpose. For example, a particularly bad grammar error that changes the meaning of the text would be considered Critical. Critical errors could result in damage to people, equipment, or an organization’s reputation if not corrected before use. If the error causes the text to become unintelligible, it would be considered Critical.	S1: Set the device on the highest temperature setting. S2: The next step would be to identify the point of leakage. S3: 1.3 degrees	T1: Set the device on the lowest temperature setting. T2: It would be to identify the next point of leakage. T3: 1,300 degrees

Table 6: Severity examples and explanations provided in MQM annotation instructions.



Data Type	Language(s)	Dataset	Lines
Parallel	en-de	UFAL Medical Corpus (Yeganova et al., 2021)	3M
	en-de	MEDLINE (Yeganova et al., 2021)	35k
	en-ru		29k
	en-zh		19k
Monoling.	En	CORD (Wang et al., 2020) Animal Experiments <sup>7</sup>	1M
	De	GERNERMED (Frei and Kramer, 2023)	250k
	Ru	Medical QA	250k
	Zh	Chinese Medical Dataset <sup>8</sup>	2M

Table 7: Collection of bio domain data used in pre-trained model fine-tuning experiments.