

Search for long-lived heavy neutral leptons decaying in the CMS muon detectors in proton-proton collisions at $\sqrt{s} = 13$ TeV

The CMS Collaboration*

Abstract

A search for heavy neutral leptons (HNLs) decaying in the CMS muon system is presented. A data sample is used corresponding to an integrated luminosity of 138 fb^{-1} of proton-proton collisions at $\sqrt{s} = 13$ TeV, recorded at the CERN LHC in 2016–2018. Decay products of long-lived HNLs could interact with the shielding materials in the CMS muon system and create hadronic and electromagnetic showers detected in the muon chambers. This distinctive signature provides a unique handle to search for HNLs with masses below 4 GeV and proper decay lengths of the order of meters. The signature is sensitive to HNL couplings to all three generations of leptons. Candidate events are required to contain a prompt electron or muon originating from a vertex on the beam axis and a displaced shower in the muon chambers. No significant deviations from the standard model background expectation are observed. In the electron (muon) channel, the most stringent limits to date are set for HNLs in the mass range of 2.1–3.0 (1.9–3.3) GeV, reaching mixing matrix element squared values as low as $8.6 (4.6) \times 10^{-6}$.

Published in Physical Review D as doi:10.1103/PhysRevD.110.012004.

1 Introduction

The observation of neutrino oscillations [1–3] provides experimental evidence for nonzero neutrino masses [4]. Cosmological considerations [5, 6] and direct measurements [7] imply that the neutrino masses are much smaller than both the masses of other standard model (SM) fermions and the vacuum expectation value of the Higgs field, hinting at a different mechanism for generating masses of neutrinos compared with that for the masses of charged fermions.

One possible explanation of the nonzero neutrino masses is the existence of heavy neutral leptons (HNLs) with right-handed chirality, giving rise to the gauge-invariant mass terms for the SM neutrinos through the “seesaw” mechanism [8–15]. The HNLs are singlets with respect to the SM gauge groups and therefore do not interact with SM particles through the electroweak or strong interactions, but can be produced through mixing with the SM electron, muon, and τ neutrinos [16–20]. There can be either distinct HNL particles and antiparticles [(pseudo) Dirac type], or the HNL can be its own antiparticle [Majorana type]. An HNL is characterized by its mass, m_N , and its mixing matrix elements $V_{N\ell}$, with $\ell = e, \mu, \tau$, respectively. The HNL lifetime is inversely proportional to $m_N^5 |V_{N\ell}|^2$ [21], and HNLs can be macroscopically long-lived for sufficiently low values of mixing matrix elements. Models with HNLs are well motivated because they can explain the baryon asymmetry of the universe through CP violation in the HNL system [22, 23], provide a dark matter candidate [24], and explain the observed anomalous magnetic moment of the muon [25, 26].

Past searches for HNLs have covered a wide range of masses ranging from a few keV to several TeV [27–33]. At the CERN LHC, searches conducted by the ATLAS, CMS, and LHCb Collaborations [34–40] have targeted both prompt and long-lived HNL decays. The search presented in this paper focuses on HNLs with masses between 1 and 4 GeV. In this region, the most stringent prior limits for the muon (electron) mixing parameter $|V_{N\mu}|^2$ ($|V_{Ne}|^2$) have been set by the BEBC, CHARM and NuTeV experiments [27, 28, 30] below about 1.9 (2.1) GeV, and by the CMS searches [38, 41] for masses above 1.9 (2.1) GeV. The most stringent prior limits for the τ mixing parameter $|V_{N\tau}|^2$ have been set by the DELPHI and CHARM experiments [28, 29]. This search aims to extend the discovery reach towards the lowest values of $|V_{N\ell}|^2$ achieved in the 1–4 GeV mass range.

In this paper, a search for Dirac and Majorana HNLs with mean proper decay lengths ($c\tau_0$) in the range of 0.1–10 m is performed. A data sample collected by the CMS experiment in 2016–2018 and corresponding to an integrated luminosity of 138 fb^{-1} is used. An HNL that decays via a virtual W boson can result in a final state with two charged leptons and a neutrino, or one lepton and two quarks. Figure 1 shows the Feynman diagram for the production of an HNL via W boson decay, where the prompt lepton from the W boson decay originates from a vertex on the beam axis and serves as a clean signature for triggering. We search for HNL decays occurring within the muon detector system. The hadrons and electrons from the HNL decays, including those resulting from an intermediate τ lepton, could produce a particle shower as they interact with the steel shielding material of the muon detectors. This process results in the striking signature of a localized high-multiplicity cluster of muon detector hits, referred to as a muon detector shower (MDS) object. Because of the macroscopic distance from the primary interaction point to the muon detectors and its large volume of geometric acceptance, this signature is sensitive to a large class of models involving long-lived particles (LLPs). It is uniquely sensitive to HNLs with $c\tau_0$ in the range 0.1–10 m, extending the search sensitivity to unprecedentedly low mixing parameter values in the m_N range of 1–3 GeV. We follow an analysis strategy for MDS objects that is similar to one used by CMS in Ref. [42].

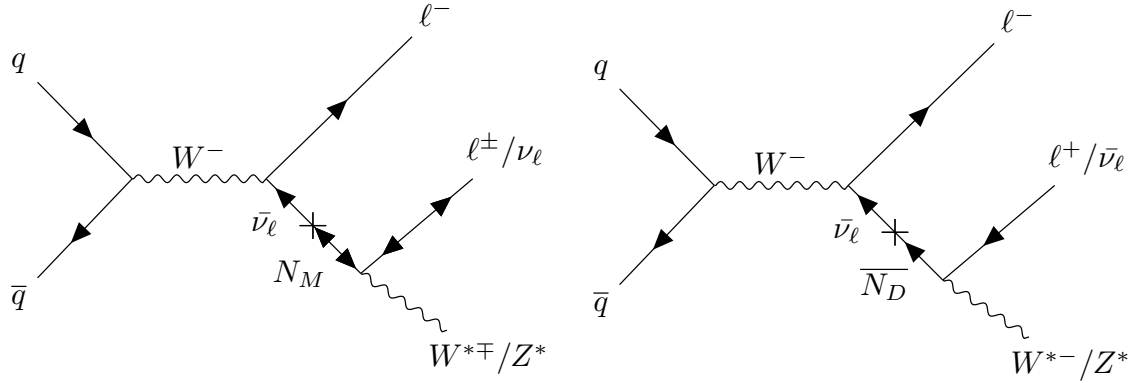


Figure 1: Feynman diagrams for the production of a Majorana HNL N_M (left) and a Dirac HNL \bar{N}_D (right) via a W^- boson decay and through its mixing with an SM neutrino of the same flavor. The prompt lepton from the W^- boson serves as a clean signature for triggering, whereas the decay products of the HNL are reconstructed as a cluster of muon detector hits.

The outline of the paper is as follows: a brief description of the CMS detector is given in Section 2. The data set and the simulated samples of events are detailed in Section 3, followed by a description of the event selection and categorization in Section 4. A description of the backgrounds and the method used to estimate them is given in Section 5. Sources of systematic uncertainty affecting the expected numbers of signal and background events are discussed in Section 6. The results and their interpretations are presented in Section 7, followed by a summary of the paper in Section 8. The numerical results of this paper can be found in its HEPData record [43].

2 The CMS detector

The central feature of the CMS detector is a superconducting solenoid of 6 m internal diameter, providing a magnetic field of 3.8 T. Within the solenoid volume are a silicon pixel and strip tracker, a lead tungstate crystal electromagnetic calorimeter (ECAL), and a brass and scintillator hadron calorimeter (HCAL), each composed of a barrel and two endcap sections. The ECAL consists of 75,848 lead tungstate crystals, which cover $|\eta| < 1.48$ in the barrel region and $1.48 < |\eta| < 3.00$ in the two endcap regions. The HCAL is composed of cells of width 0.087 in η and azimuth (ϕ , in radians) for the region $|\eta| < 1.74$, progressively increasing to a maximum of 0.174 for larger values of $|\eta|$, along with the forward calorimeters extending the η coverage provided by the barrel and endcap detectors.

Muons are measured in the pseudorapidity range of $|\eta| < 2.4$, with detection planes embedded in the steel flux-return yoke outside the solenoid and made using three technologies: drift tubes (DTs), cathode strip chambers (CSCs), and resistive-plate chambers (RPCs).

The barrel DT detectors cover $|\eta| < 1.2$ and are organized into four layers (“stations”), labeled MB1 to MB4. The stations are located approximately 4, 5, 6, and 7 m in radial distance (r) from the interaction point. Each station is a concentric ring of chambers, interleaved with the layers of the steel flux-return yoke of the solenoid and is divided along the beamline axis (z) into five wheels. In the first three stations, every DT chamber consists of three “superlayers” (SLs), each comprising four staggered layers of parallel DT cells, for a total of 12 layers. The innermost and outermost SLs measure the hit coordinate in the $r\phi$ plane, and the central SL measures in the z direction, along the beamline. The fourth station (MB4) contains only two SLs measuring the

hit position in the $r\phi$ plane. The DT cells are designed to provide a uniform electric field, such that the position of a traversing charged particle can be inferred from the measured arrival time and the constant drift velocity. Individual hits have a resolution of about $600\ \mu\text{m}$ which can be improved to about $260\ \mu\text{m}$ by incorporating information from hits in the same SL [44].

The CSC detectors cover $0.9 < |\eta| < 2.4$ and comprise four stations in each endcap, labeled ME1 to ME4. Each station is a ring of chambers interleaved between two layers of steel-flux return yoke at approximately the same value of z . The stations are located approximately 7, 8, 9.5, and 10.5 m from the interaction point along the beamline axis on both ends of the detector. Each chamber consists of six layers containing cathode strips along the radial direction and anode wires perpendicular to the central strip. Position and timing measurements of traversing charged particles are extracted from the electrical signals on the anode wires and the cathode strips in each chamber, for which the typical resolutions are $400\text{--}500\ \mu\text{m}$ and 5 ns.

The RPC detectors are placed alongside the DT and CSC detectors and are primarily designed to provide timing information for the muon trigger.

Events of interest are selected using a two-tiered trigger system. The first level, composed of custom hardware processors, uses information from the calorimeters and muon detectors to select events at a rate of around 100 kHz within a fixed latency of about $4\ \mu\text{s}$ [45]. The second level, known as the high-level trigger, consists of a farm of processors running a version of the full event reconstruction software optimized for fast processing, and reduces the event rate to around 1 kHz before data storage [46]. A more detailed description of the CMS detector, together with a definition of the coordinate system used and the relevant kinematic variables, is reported in Ref. [47].

3 Simulated samples

Simulated samples of Drell-Yan produced Z+jets are used to validate the MDS object reconstruction efficiency. They are produced using POWHEG 2.0 [48–50] and normalized to next-to-next-to-leading-order (NNLO) precision [51, 52]. Signal samples for HNL production are generated at leading order (LO) with the Monte Carlo (MC) generator MADGRAPH5_aMC@NLO 2.3.3 [53–56]. This matrix element level calculation includes only the W-channel production of HNLs with up to two additional partons. The simulated events are interfaced with PYTHIA 8.226 [57] to simulate the parton shower and hadronization of partons, and the underlying event description.

The branching fraction of W boson decays into an HNL plus a lepton is proportional to the mixing parameter $|V_{N\ell}|^2$. The signatures considered in this search are sensitive to mixing with ν_e , ν_μ , or ν_τ since the decay products of the HNL in the muon detector system are reconstructed as particle showers. The final states consist of one prompt lepton (e or μ) from the W boson decay and HNL decay products. To account for higher order effects, the cross sections of the signal samples are scaled to the NNLO W boson production cross section, which is $20\,510 \pm 770\ \text{pb}$ [58] including the branching fraction to one lepton flavor, multiplied by the square of the HNL mixing matrix elements. The branching ratios to all three lepton generations are assumed to be the same. To obtain a more accurate description of the boost of the HNL signal, W-boson- p_T -dependent corrections based on an MC sample generated with DYTURBO1.3.2 at next-to-next-to-next-to-leading-logarithm and next-to-NNLO accuracy [59, 60] are computed and applied as an event-by-event weight.

Signals corresponding to both Dirac and Majorana HNLs are considered in this search, for $c\tau_0$

values in the range of 0.1–10 m. Lepton number violating (LNV) decays are only possible for Majorana HNLs, whereas lepton number conserving (LNC) decay channels are available for both Majorana and Dirac HNLs. This distinction implies that the widths of the Dirac HNL are exactly half of that of the Majorana HNLs for the same m_N and mixing matrix; therefore, the lifetime of the Dirac HNLs will be twice the Majorana ones [56]. In this search, the charged lepton from the HNL decay is either not detected or its charge is not measured, resulting in identical detector response between LNV and LNC events. Therefore, we can predict the signal yields of a simulated Majorana sample as those from a Dirac HNL sample with twice the lifetime.

Generated events are processed through a simulation of the detector geometry and response using GEANT4 [61]. The same reconstruction software is applied to both data and simulated events. Simulated events include an expected distribution of the number of additional pp interactions within the same or nearby bunch crossings (pileup). All generated events are weighted such that the distribution of the number of collisions per bunch crossing matches the one observed in data, with an average of approximately 23 (32) interactions per bunch crossing [62–64] in 2016 (2017–2018). The underlying Pythia event tune CUETP8M1 [65] (CP5 [66]) and NNPDF3.0 [67] (3.1 [68]) parton distribution functions are used to simulate all samples for the 2016 (2017–2018) data taking period.

The HNL signal samples are generated for m_N in the range from 1 to 4 GeV and $c\tau_0$ in the range from 0.1 to 10 m. Since only a discrete set of lifetimes was generated, the signal predictions for intermediate lifetimes were estimated by performing the reweighting procedure described below. The simulated HNLs are assumed to couple exclusively to one of the three SM neutrino families. The signal production cross sections and lifetimes are determined by the values of m_N and $|V_{N\ell}|^2$, which in turn determine the signal acceptance and reconstruction efficiency. Thus, for a fixed value of m_N , a simple cross section rescaling is not sufficient to correctly reproduce the behavior of other HNLs with the same m_N but different $|V_{N\ell}|^2$. To emulate an HNL signal sample with a specific value of $|V_{N\ell}|^2$ (and thus $c\tau_0$), we thus apply per-event weights to the events, such that the HNL lifetime distribution (taken before the parton shower and detector simulation) matches the predicted distribution for the chosen $|V_{N\ell}|^2$ value. For signal scenarios with m_N between the masses of the simulated samples, we estimate the signal yield by interpolating between the predictions from the simulated samples at nearby m_N using the fact that the acceptance of the muon system differs only through the Lorentz boost factor.

4 Event reconstruction and selection

The objects in each event are reconstructed using the particle-flow (PF) algorithm [69], which aims to identify each individual particle in an event as an electron, photon, muon, charged or neutral hadron, with an optimized combination of information from the various elements of the CMS detector. The resulting particles are referred to as PF candidates. Each electron is identified as a charged-particle track that extrapolates to an ECAL energy cluster and any nearby ECAL clusters that are consistent with possible bremsstrahlung photons [70]. The electron momentum is estimated by combining the energy measurement in the ECAL with the momentum measurement in the tracker. Muons are identified as tracks in the central tracker consistent with either tracks or several hits in the muon system, and associated with calorimeter deposits compatible with the muon hypothesis [71]. Photons are identified as ECAL energy clusters not linked to the extrapolation of any charged-particle trajectory to the ECAL [72]. The energies of photons are obtained from the ECAL measurement. Charged hadrons are identified as charged-particle tracks neither identified as electrons, nor as muons. The energy of

each charged hadron is determined from a combination of the track momentum and the corresponding ECAL and HCAL energies, corrected for the response function of the calorimeters to hadronic showers. Finally, a neutral hadron is identified as HCAL energy clusters not linked to any charged-hadron trajectory, or as a combined ECAL and HCAL energy excess with respect to the expected charged-hadron energy deposit. The energy of each neutral hadron is obtained from the corresponding corrected ECAL and HCAL energies.

To identify the electrons and muons resulting from the decays of the W bosons, we impose additional selection requirements to enhance the signal purities of these objects. For each electron candidate, requirements are imposed on the shape of the electromagnetic shower in the ECAL, the quality of the matching between the track trajectory and the ECAL shower, and isolation from additional particles near the candidate. A tight working point [70] for this electron identification is used, which has an average efficiency of 70% and a misidentification rate of about 2%. We consider electron candidates with transverse momenta $p_T > 30$ GeV and $|\eta| < 2.5$; a more stringent requirement of $p_T > 35$ GeV is imposed for the data collected in 2017–2018 to match the increase in the p_T threshold of the single electron trigger from 27 to 32 GeV. For muon candidates, requirements are imposed on the quality of the track in the silicon tracker, the global compatibility of the hits in the silicon tracker and muon detector comprising the muon candidate, and isolation from additional particles near the candidate. The tight working point [71] is used, which has an efficiency above 95% and a misidentification rate of about 0.1% for hadrons. We consider muon candidates with $p_T > 25$ GeV and $|\eta| < 2.4$; a more stringent requirement of $p_T > 28$ GeV is imposed for the data collected in 2017 to match the increase in the p_T threshold of the single-muon trigger from 24 to 27 GeV.

In this search, jets are used to veto muon detector shower cluster objects to suppress the punch-through jet background. Jets are reconstructed by clustering PF candidates using the anti- k_T algorithm [73, 74] with a distance parameter $\Delta R = \sqrt{(\Delta\eta)^2 + (\Delta\phi)^2} = 0.4$. Jets are required to have $p_T > 10$ GeV and $|\eta| < 3.0$. Pileup can contribute additional tracks and calorimetric energy depositions to the jet momentum. To mitigate this effect, charged particles identified to be originating from pileup vertices are discarded and an offset correction is applied to account for remaining contributions [75]. Jet energy corrections are derived from simulation studies so that the average measured energy of jets becomes identical to that of particle-level jets [76].

The missing transverse momentum vector \vec{p}_T^{miss} is computed as the negative vector p_T sum of all the PF candidates in an event, and its magnitude is denoted as p_T^{miss} [77]. The jet energy corrections are propagated into the computation of p_T^{miss} . The primary vertex (PV) is taken to be the vertex corresponding to the hardest scattering in the event, evaluated using tracking information alone, as described in Section 9.4.1 of Ref. [78].

We select data events triggered by the single-electron or single-muon triggers and require the events to have exactly one prompt electron or prompt muon candidate, respectively, satisfying the identification and isolation criteria described above. To further suppress the background from SM events composed uniquely of jets produced through the strong interaction, referred to as quantum chromodynamics (QCD) multijet events, we require $p_T^{\text{miss}} > 30$ GeV. The above requirements are designed to select events with an HNL candidate produced in a W boson decay. Because the constituents of MDS clusters are not included in the p_T^{miss} calculation, typical HNL signal events would satisfy this p_T^{miss} selection.

4.1 Muon detector shower clusters

For LLPs that decay within or just prior to the DT and CSC muon detectors, the material in the steel-flux return yoke structure can induce a particle shower, creating a geometrically localized

and isolated cluster of detector hits. In CSC chambers, the detector hits are reconstructed by combining the signal pulses from the anode wires and the cathode strips, forming a point on a two-dimensional plane in each chamber layer. In DT chambers, the detector hits are reconstructed from the signal pulses from the anode wires at the center of the DT cells. Since the DT hits only provide measurement in either the ϕ or z dimension, the DT hit position is assumed to be at the center of each DT chamber in the orthogonal direction. Together with the position of the chambers, each CSC and DT hit is assigned a three-dimensional coordinate in space. We cluster the CSC and DT hits based on their η and ϕ coordinates using the Density-Based Spatial Clustering of Applications with Noise (DBSCAN) algorithm [79], which is a commonly used density-based clustering algorithm that is robust against outliers. A distance parameter of 0.2 and a minimum number of hits per cluster (N_{hits}) of 50 is used in the DBSCAN algorithm. We choose a minimum of 50 hits to avoid misidentifying a minimum ionizing muon as a cluster object. A muon is expected to produce a maximum of 24 and 44 hits in the CSC and DT detectors, respectively. The centroid of the cluster is taken to be the geometric center of the hits in the cluster. These clusters, which we refer to as MDS objects, provide a powerful signature to distinguish LLP signal events from background events.

The efficiency for MDS objects to be reconstructed depends on whether the LLP decays primarily to hadrons, including the hadronic decays of τ leptons, or to electrons and photons. Typically, more cluster hits are produced by hadrons, resulting in a higher MDS reconstruction efficiency for LLPs that decay to hadrons as compared with LLPs that decay to electrons and photons. The reconstruction efficiency is about 80 (30–45)% for hadronic (electron and photon) decays, depending on whether the MDS is reconstructed in the CSCs or DTs. Muons that are produced from HNL decays do not produce a particle shower and are not reconstructed. Further details of the efficiency dependence on LLP decay location can be found in reference [42].

Energetic particles produced in jet hadronization or from secondary material interactions can produce MDS clusters by traversing the shielding material between the tracking volume and the muon detectors without being stopped. To suppress this process, known as the punch-through jet background, we veto any MDS clusters in the DT (CSC) detectors whose centroid lies within $\Delta R = 0.4$ of a jet with $p_T > 20$ (10) GeV and $|\eta| < 3.0$. To suppress clusters produced by muon bremsstrahlung, we impose a tighter veto on any MDS clusters in the DT (CSC) detectors whose centroid lies within $\Delta R = 0.8$ of a muon candidate with $p_T > 10$ (20) GeV. The p_T thresholds for the jet and muon vetoes were chosen to optimize the signal-to-background discrimination and differ between the DT and CSC detectors because of the different amounts of shielding present. Because MDS cluster hits do not enter the \vec{p}_T^{miss} calculation, the MDS cluster tends to align with the \vec{p}_T^{miss} and the momentum of the LLP in signal events. We leverage this feature to validate the background estimation method discussed in Section 5. Muons with trajectories pointing toward two regions of the detector near the cavern chimneys have highly reduced reconstruction efficiencies because these regions are occupied by cables and other support structures resulting in a smaller detector coverage. As a result, the rate of background MDS clusters produced by muon bremsstrahlung and passing the muon veto is significantly increased. To suppress these backgrounds, we veto any clusters whose centroid is within $\Delta R = 0.3$ of the following two locations in η and ϕ coordinates: $(\eta = 0.3, \phi = 1.70)$ or $(\eta = -0.3, \phi = 1.15)$, corresponding to the chimney locations.

The rate of MDS clusters caused by punch-through jets is significantly larger for clusters with hits in the muon detector station closest to the interaction point because of the reduced amount of shielding material. Furthermore, any hits observed in the stations between the interaction point and the station containing the majority of the cluster hits are indicative of a punch-through jet because signal LLPs are neutral and therefore do not produce any hits before they

decay. To further suppress such punch-through jets, we veto any MDS clusters in the CSCs whose centroid lies within $\Delta R = 0.4$ of any hits observed in the two innermost rings of the ME1 station (ME1/1 and ME1/2), or in the RPCs located immediately next to ME1/2, or any segments in the MB1 station. Segments are required in the MB1 station instead of single hits because of the larger rate of noise in the DT detectors, which would produce a larger signal inefficiency for such a veto. For MDS clusters in the DTs, we veto any cluster whose centroid lies within $\Delta R = 0.5$ of two or more hits in the MB1 station. We also require no more than 8 MB1 hits in the adjacent wheels within $\Delta\phi < \pi/4$. As a result of the above vetoes, only clusters located beyond the station closest to the interaction point are accepted.

After the jet and muon vetoes, the dominant background consists of clusters from pileup, including interactions not in the same bunch crossing as the PV, known as out-of-time (OOT) pileup. To eliminate the background clusters from OOT pileup, we reconstruct a characteristic time for the clusters in both the CSC and DT detectors. For the CSC clusters, the cluster time is reconstructed from the mean time of the hits comprising the cluster, where the time of each hit is calibrated to result in a distribution centered at zero for the triggering bunch crossing. Note that the adjacent bunch crossings occur at ± 25 ns with this definition. We require that the CSC cluster time ($t_{\text{cluster}}^{\text{CSC}}$) is between -5.0 and 12.5 ns and that the root-mean-square spread of the timestamps of hits comprising the cluster (t_{spread}) is less than 20 ns. Because hits in the DT detectors do not have a time measurement that is independent of their position measurement, we require that DT clusters coincide with at least one hit in an RPC detector in the same wheel and within $\Delta\phi < 0.5$ of the DT cluster centroid. The time measurements of each matching RPC hit are matched to discrete bunch crossing times. The most frequently occurring bunch crossing time among the matching RPC hits is defined as the DT cluster time ($t_{\text{cluster}}^{\text{DT}}$). The DT cluster time is required to coincide with the bunch crossing corresponding to the PV.

Finally, additional identification requirements, developed in Ref. [42], are imposed on CSC clusters. They are required to satisfy successively more central $|\eta|$ requirements as the number of CSC stations containing hits (N_{stations}) and the distance between the station and the primary interaction point decrease. The $|\eta|$ requirements are

- $|\eta| < 1.9$ if $N_{\text{stations}} > 1$,
- $|\eta| < 1.8$ if $N_{\text{stations}} = 1$ and the cluster is in station 4,
- $|\eta| < 1.6$ if $N_{\text{stations}} = 1$ and the cluster is in station 2 or station 3, and
- $|\eta| < 1.1$ if $N_{\text{stations}} = 1$ the cluster is in station 1.

This CSC cluster identification algorithm has $\sim 60\%$ efficiency and suppresses the background by a factor of 8.

For a certain period of data taking, anomalous detector noise in specific components of the DT detectors produced a high rate of background MDS clusters. To suppress this noise-induced background, we veto MDS clusters comprising hits detected in those particular DT chambers taken during the affected time period. The amount of data rejected by this veto corresponds to less than 0.1% of the total integrated luminosity.

After applying all the cluster vetoes, we require the events to contain at least one CSC or DT cluster with $N_{\text{hits}} > 50$. The minimum number of hits is chosen to exceed the number of hits that a muon is expected to create in either CSC or DT detectors. The presence of an MDS cluster passing the associated vetoes and identification criteria suppresses SM background by a factor exceeding 10^7 , whereas typical signal efficiencies are 25–35%.

5 Background estimation

After the event selections described in Section 4, two types of background events remain, in which the MDS cluster can be muon-induced or non-muon-induced. The non-muon-induced background involves a hard scattering process that produces a prompt lepton, and low momentum hadrons from pileup or an underlying event generate an MDS cluster. The dominant component of this background comes from W production, and subdominant contributions arise from QCD, $t\bar{t}$, or diboson production. The muon-induced background comes from $Z \rightarrow \mu\mu$ events, in which one of the two muons from the Z boson undergoes bremsstrahlung in the muon detector and produces an MDS cluster back to back with the other prompt muon, mimicking the configuration of a signal event. For the non-muon-induced background, which is present in both the prompt-muon and prompt-electron categories, we use an ‘‘ABCD’’ (matrix) method, which requires two variables that discriminate between signal and background and are independent of one another for the background. For the $Z \rightarrow \mu\mu$ background, which is present only in the prompt-muon categories, the background estimation is derived from dedicated control regions in data.

In the ABCD method, we select the two independent variables to be (i) the azimuthal angle between the prompt lepton and the cluster centroid ($\Delta\phi_{\text{lep}}$) and (ii) N_{hits} . For non-muon-induced events, $\Delta\phi_{\text{lep}}$ is uniformly distributed and is independent of N_{hits} , because the cluster and lepton are produced from two independent processes. Figure 2 shows the shapes of the N_{hits} and $\Delta\phi_{\text{lep}}$ distribution for signal and background.

Two separate requirements, one on each variable, partition the two-dimensional space into four bins, A, B, C, and D, as illustrated in Fig. 3. The bin boundaries are optimized for the best expected search sensitivity, separately for each of the search categories. Since the HNL is primarily produced back-to-back with the prompt lepton, the bin with the best signal-to-background ratio is bin D defined as $\Delta\phi_{\text{lep}} > 2.8$ and $N_{\text{hits}} > 150$ or 200. Similarly, bin C is defined as $\Delta\phi_{\text{lep}} > 2.8$ and $N_{\text{hits}} \leq 150$ or 200, bin A is defined as $\Delta\phi_{\text{lep}} < 2.8$ and $N_{\text{hits}} > 150$ or 200, and bin B containing the least signal is defined as $\Delta\phi_{\text{lep}} < 2.8$ and $N_{\text{hits}} \leq 150$ or 200. The responses of the DT and CSC detectors to shower particles are generally different with CSC signal clusters having a larger hit multiplicity compared with DT signal clusters. The optimal bin boundary is found to be higher (200) for the CSC signal regions (SRs) compared with the DT SRs (150), with a similar signal efficiency of about 0.01% for an HNL with a $c\tau_0$ of 1 m. Because of the independence of the two variables, the expected background event rate in the signal-enriched bin D can be related to the other three bins by $\lambda_D = (\lambda_A\lambda_C)/\lambda_B$, where λ_X is the expected background event rate (i.e. the Poisson mean) in bin X. To account for a potential signal contribution to bins A, B, and C, a binned maximum likelihood fit is performed simultaneously in the four bins, with a common signal strength parameter scaling the signal yields in each bin. The background component of the fit is constrained to obey the ABCD relationship.

Because of the different background composition, we separate events with a selected prompt electron and a selected prompt muon into two disjoint categories. We also separate events with clusters in the CSC and DT detectors. Finally, for events in the category with a prompt muon and an MDS cluster in the DT detectors, we separate events into subcategories, which we call the DT-MB2 and DT-MB3/MB4, depending on whether the majority of the cluster’s hits fall in the MB2 station or the MB3 or MB4 station of the DT detector. This categorization is motivated by the fact that the background differs for clusters in the MB2 station because of the thinner shielding in front of it. The additional subcategories for DT clusters are advantageous for the prompt muon channel because of its ability to suppress the additional $Z \rightarrow \mu\mu$ background as

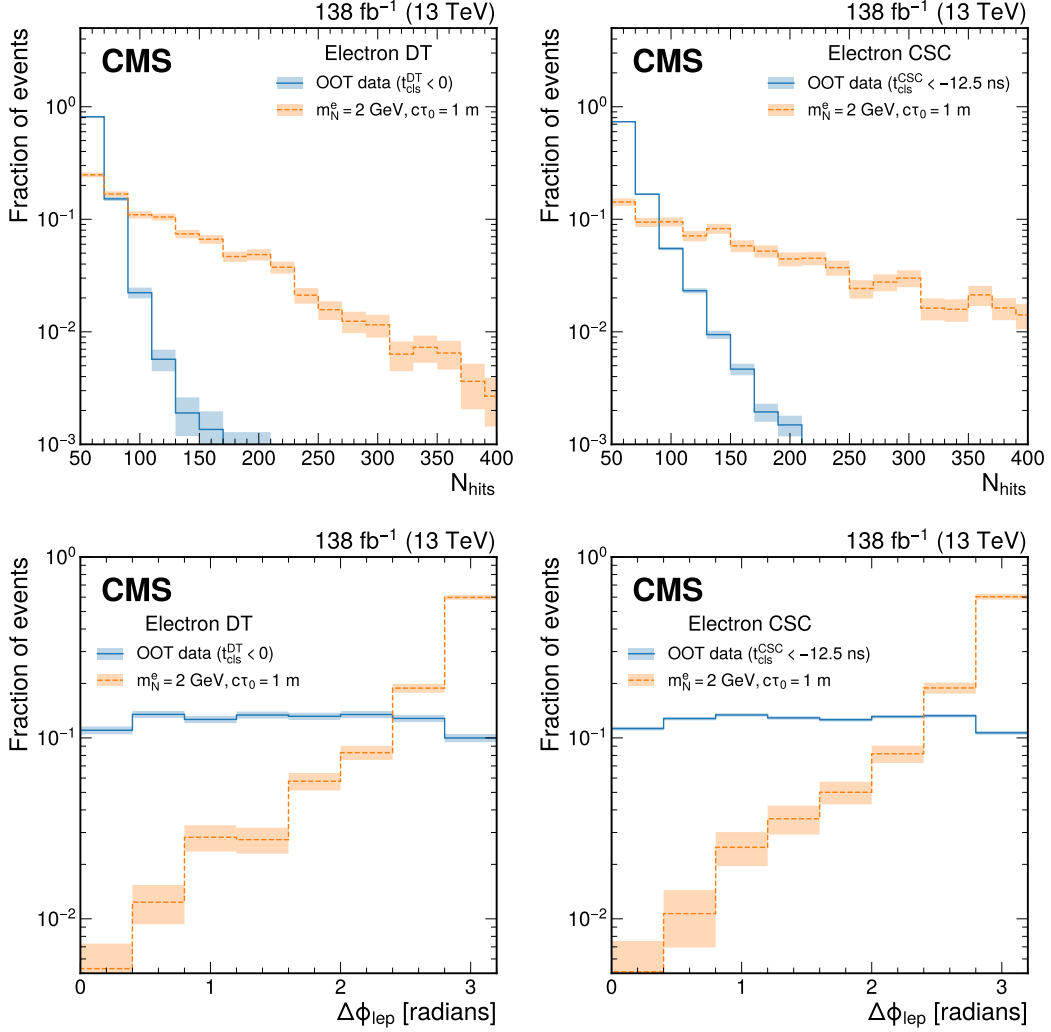


Figure 2: Distribution of N_{hits} (upper) and $\Delta\phi_{\text{lep}}$ (lower) for DT clusters (left) and CSC clusters (right). Signal distributions of a Majorana HNL with $m_N = 2$ GeV and $c\tau_0 = 1$ m are compared with the OOT background distributions selected with $t_{\text{cluster}}^{\text{DT}}$ matched to bunch crossings earlier than the PV for DT clusters and $t_{\text{cluster}}^{\text{CSC}} < -12.5$ ns for CSC clusters. The centroids of the clusters in the signal events are required to be within $\Delta R = 0.4$ of the HNL's direction. The distributions are normalized to unit area. The shapes of the distributions shown are similar for the electron and muon channels.

detailed below. This results in a total of five SRs.

The background estimation procedure is validated using events in the early OOT validation region (VR), defined as events passing all analysis selections except those related to the cluster time; instead, a negative cluster time is required. Additionally, the background estimation procedure is also checked for the in-time VR, defined as events with the azimuthal angle between the MDS cluster centroid position and the \vec{p}_T^{miss} : $\Delta\phi(\text{cluster}, \vec{p}_T^{\text{miss}}) > 0.7$. This VR is signal depleted because the MDS cluster and \vec{p}_T^{miss} tend to align, as described in Section 4.1. The observed and predicted yields for these VRs are summarized in Table 1 and show that the ABCD method results are consistent with observed background yields. Similar consistencies are observed when the validations are performed in both in-time and OOT VRs with looser

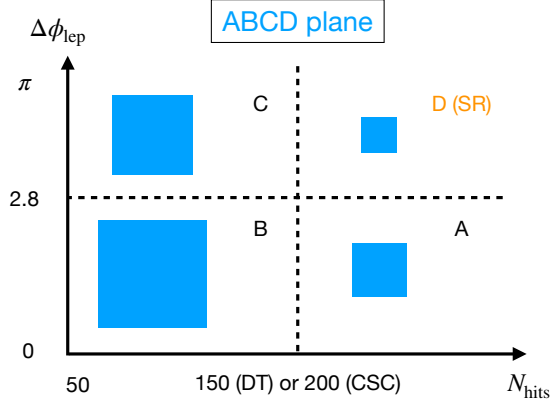


Figure 3: Definition of the ABCD plane. The area of the blue squares illustrates the relative amount of expected events in each of the bins, with bins B and C having the majority of the event yields. Bin D is the signal region.

N_{hits} requirements than in the SRs.

Table 1: Validation of the ABCD method in the OOT and in-time validation regions. The predictions of the method for the signal bin (last column) are consistent with the observed number of events, shown in the second-to-last column.

Event category	Validation region	A	B	C	D	D (pred.)
Muon, DT-MB2	OOT	9	6924	944	0	1.2 ± 0.4
Muon, DT-MB3/MB4	OOT	11	593	86	1	1.6 ± 0.5
Muon, CSC	OOT	103	31074	4044	9	13.4 ± 1.3
Electron, DT	OOT	14	3301	366	2	1.6 ± 0.4
Electron, CSC	OOT	33	13774	1647	2	4.0 ± 0.7
Muon, DT-MB2	In time	10	5087	467	2	0.9 ± 0.3
Muon, DT-MB3/MB4	In time	9	785	107	2	1.2 ± 0.4
Muon, CSC	In time	31	7445	532	1	2.2 ± 0.4
Electron, DT	In time	8	2446	220	0	0.7 ± 0.3
Electron, CSC	In time	7	3217	227	0	0.5 ± 0.2

The ABCD background predictions for bin D of the SRs are listed in Table 2 for each of the event categories considered in this search. The event yields for the bins A, B, and C are shown, as well as the prediction for the background in the signal-enriched bin D.

Table 2: The event yields in the bins A, B, and C are shown in each of the event categories considered in the search, as well as the prefit prediction for the ABCD background in the signal-enriched bin D.

Channel	Region	A	B	C	D (pred.)
Muon	CSC	40	9316	1219	5.2 ± 0.8
Muon	DT-MB2	16	6512	1048	2.6 ± 0.7
Muon	DT-MB3/MB4	11	1011	229	2.5 ± 0.8
Electron	CSC	10	3993	497	1.2 ± 0.4
Electron	DT	15	3069	463	2.3 ± 0.6

In the prompt-muon event categories, $Z \rightarrow \mu\mu$ events constitute a significant background source that is not predicted by the ABCD method. The muon veto normally suppresses such

backgrounds, but in rare cases, the muon may not be reconstructed in the muon system due to instrumental effects such as gaps between chambers. These nonreconstructed muons will lead to p_T^{miss} in the same direction as the cluster, and thus these events are not present in the VRs listed in Table 1.

We define a $Z \rightarrow \mu\mu$ control region (CR) by inverting the MB1, or ME1/1 or ME1/2 hit veto requirements for MDS clusters in the DT or CSC detectors, respectively. After that, bin D will be dominated by the $Z \rightarrow \mu\mu$ background. The $Z \rightarrow \mu\mu$ expected background yield in bin D of the $Z \rightarrow \mu\mu$ CR is calculated as $\lambda_{Z \rightarrow \mu\mu, D}^{\text{CR}} = N_D^{\text{CR}} - \lambda_{\text{ABCD bkg}, D}^{\text{CR}}$, where N_D^{CR} is the observed data yield in bin D and $\lambda_{\text{ABCD bkg}, D}^{\text{CR}}$ is the ABCD method prediction. We extrapolate $\lambda_{Z \rightarrow \mu\mu, D}^{\text{CR}}$ to the SR by applying a transfer factor ζ , which estimates the pass-to-fail efficiency ratio for the MB1, ME1/1, and ME1/2 veto requirements for MDS clusters produced by muon bremsstrahlung.

The factor ζ is measured in a sample enhanced in MDS clusters produced by muon bremsstrahlung obtained by selecting dileptonic decays of $t\bar{t}$ pairs with an electron and muon in the final state. We select events with: (i) one prompt electron matched to an electron trigger object; (ii) no reconstructed muon; (iii) one MDS cluster passing all the veto selections except the MB1, ME1/1, or ME1/2 vetoes; and (iv) exactly two additional jets with $p_T > 20$ GeV, $|\eta| < 2.4$ that pass the medium working point of the combined secondary vertex (CSV) b-tagging algorithm [80, 81], which has an efficiency of 60% and a mistag rate of 1% for light-flavor or gluon jets. We also require that the MDS cluster is geometrically separated by $\Delta R > 0.8$ from the two jets that satisfy the CSV algorithm requirement to ensure that the MDS cluster is not produced by a punch-through jet. These requirements result in an event sample that is pure in dileptonic $t\bar{t}$ events, in which both the electron and jets cannot produce the MDS cluster, thus ensuring that the MDS cluster is produced by the unreconstructed muon. We measure the ζ factors separately for MDS clusters in the DT and CSC detectors. We observed a linear dependence of ζ on N_{hits} in the MB2 category. To account for this dependence, we perform a linear fit to the data in the CR and evaluate the fitted function at $N_{\text{hits}} = 150$ as the ζ for the MB2 category. Finally, the expected $Z \rightarrow \mu\mu$ background contribution to bin D of the SR is calculated as $\lambda_{Z \rightarrow \mu\mu, D}^{\text{SR}} = \zeta \lambda_{Z \rightarrow \mu\mu, D}^{\text{CR}}$. Details of the $Z \rightarrow \mu\mu$ background prediction are summarized in Table 3.

To validate the $Z \rightarrow \mu\mu$ background estimation method, we define another VR as a subset of the MB2 SR with $N_{\text{hits}} \leq 120$ which is expected to have a negligible signal contribution. In this VR, we define the bin boundaries for the ABCD method to be at 2.8 in $\Delta\phi_{\text{lep}}$ and at 110 in N_{hits} . We perform the prediction of the $Z \rightarrow \mu\mu$ and non-muon-induced background events using the same method applied to the full SR and obtain predictions of 2.7 ± 1.6 for the $Z \rightarrow \mu\mu$ background and 9.9 ± 1.3 for the other background, for a total background prediction of 12.6 ± 2.1 events. We observe an event yield of 12, which is consistent with our background predictions.

Table 3: Summary of the $Z \rightarrow \mu\mu$ background estimate in different categories. The first three columns show the estimates in the $Z \rightarrow \mu\mu$ enriched control region of the total background and its $Z \rightarrow \mu\mu$ and non-muon-induced components. The fourth column shows the transfer factors ζ used to predict the $Z \rightarrow \mu\mu$ background in the signal region, shown in the fifth column.

Region	N_D^{CR}	$\lambda_{\text{ABCD bkg}, D}^{\text{CR}}$	$\lambda_{Z \rightarrow \mu\mu, D}^{\text{CR}}$	ζ	$\lambda_{Z \rightarrow \mu\mu, D}^{\text{SR}}$
CSC	129	45 ± 2	84 ± 12	$(4.8 \pm 1.3)\%$	3.9 ± 1.2
DT-MB2	35	12.2 ± 1.5	22.8 ± 6.1	$(36 \pm 31)\%$	8.2 ± 7.4
DT-MB3/MB4	6	2.9 ± 0.7	3.1 ± 2.6	$(2 \pm 1)\%$	0.06 ± 0.06

6 Systematic uncertainties

The dominant systematic uncertainties in this search are those in the background predictions. The main source of uncertainty for the ABCD method arises from the statistical uncertainties of the background-enriched bins A, B, and C. This uncertainty accounts for 27% and 22% (40% and 18%) of the size of the total background in the electron and muon categories, respectively, for MDS clusters in the DT (CSC) detector.

For the prompt-muon categories, an uncertainty in the estimate of the $Z \rightarrow \mu\mu$ background also contributes significantly to the total uncertainty. The uncertainty for that background prediction arises from the statistical uncertainty of the ζ measurement, accounting for about 72%, 2%, and 15% of the size of the total background in the muon channel for DT-MB2, DT-MB3/MB4, and CSC clusters, respectively.

Systematic uncertainties in the signal yield include both theoretical and instrumentation effects. The theoretical uncertainty in the inclusive cross section of W boson production is 3.8%, which is dominated by the PDF uncertainty. The uncertainty in the W boson p_T distribution is estimated by varying the renormalization and factorization scales by a factor of two separately and coherently, and evaluating the size of the envelope in the resulting signal yield, which is found to be 1.6%. The uncertainty of parton shower modeling is estimated similarly by varying the renormalization scales for parton showers and is found to be 4%.

The accuracy of the CMS simulation and the GEANT4 software in describing the details of the evolution of electromagnetic and hadronic showers has already been validated extensively in past measurements. However, the accuracy of the CMS simulation implementation of the response of the muon detectors in an environment with a large multiplicity of secondary particles, which affects the simulated reconstruction efficiencies in the SR, has not been explicitly verified. This aspect is validated by comparing clusters produced in $Z \rightarrow \mu\mu$ data and simulated events, in which one of the muons undergoes bremsstrahlung in the muon detectors and the associated photon produces an electromagnetic shower. With this comparison, we derive the uncertainties in the cluster reconstruction efficiency for both CSC and DT clusters in simulation; they account for 16% and 13% of the signal yield for the DT and CSC categories, respectively. These uncertainties apply to both electromagnetic and hadronic showers. Figure 4 illustrates this validation of the cluster simulation. Data-to-simulation corrections on other cluster properties are also derived with the same method, and the uncertainties in the corrections are propagated as systematic uncertainties. For DT clusters, a correction of 6.8% is applied for the MB1 veto efficiency, with an uncertainty of 7.4%. For CSC clusters, corrections are applied to account for the hit and segment vetoes (2.8%), muon veto (6.8%), and jet veto efficiencies (2.1%), with uncertainties of 0.1%, 4.5%, and 0.06%, respectively. Additionally, the uncertainties on efficiencies of the CSC cluster identification, time, and time spread requirements are estimated to be 5%, 0.9%, and 2.8%, respectively. In data, only the reconstructed hits that have at least two cathode hits in different CSC layers and match a given predefined pattern are read out. In contrast, this readout condition is assumed to be satisfied in the signal simulation, which could lead to an overestimation of the N_{hits} in signal clusters. We estimated this effect by excluding those chambers with less than 6 hits in signal clusters, and assigning the change in signal efficiency (1%) as an uncertainty.

We also propagate additional systematic uncertainties that have a minor impact on the signal yield prediction. They include uncertainties due to pileup, integrated luminosity, jet energy scale, and prompt electron or muon trigger and selection efficiencies. The integrated luminosities for the 2016, 2017, and 2018 data-taking years have 1.2–2.5% individual uncertainties [62–64], while the overall uncertainty for the 2016–2018 period is 1.6%.

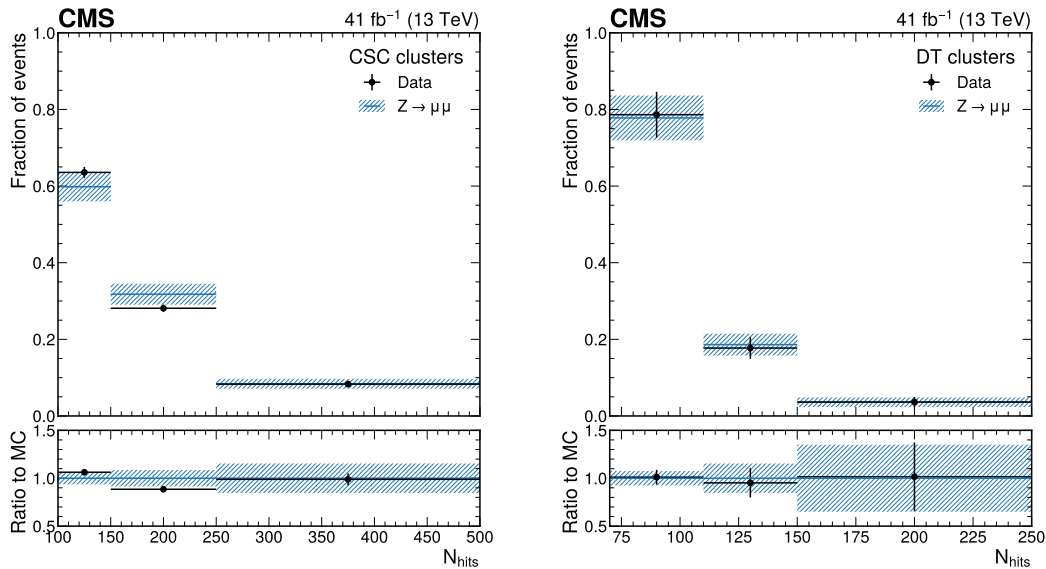


Figure 4: Comparison of N_{hits} distributions for events with muons from $Z \rightarrow \mu\mu$ between data and simulation, for CSC clusters (left) and DT clusters (right), using data collected in 2017 and the simulation of the corresponding data-taking conditions. The data sample is selected by requiring a two-muon invariant mass consistent with a Z boson and one of the muons is matched to an MDS cluster. Data-to-simulation correction factors are applied to the $Z \rightarrow \mu\mu$ simulation. Only statistical uncertainties are included in the figure. Distributions made using data collected in 2016 and 2018 are found to have similar shape as the 2017 data sample.

Finally, the uncertainties on the signal yields from the limited numbers of simulated events are in the ranges 5–10% depending on m_N and lifetime. Theoretical and experimental uncertainties that are not related to the clusters are treated as fully correlated across different event categories. Experimental uncertainties related to the clusters are treated as fully uncorrelated. A full list of systematic uncertainties affecting the predicted signal yield is shown in Table 4.

7 Results and interpretation

Figure 5 shows the expected and observed number of events in the SRs of the different event categories and the corresponding background predictions. The observed yields agree with the predicted background in all channels.

No excess of data events over the background prediction is observed, and upper limits on the HNL production cross sections are evaluated using the CL_s criterion [82, 83], with the binned profile likelihood ratio [84] as the test statistic. The likelihood is constructed as the product of Poisson distributions with mean values based on the predicted event rates across all five event categories. The predicted event rates in each bin include the background yields predicted with the ABCD method plus the $Z \rightarrow \mu\mu$ background contribution for bin D and the signal yields obtained from simulated events. Systematic uncertainties in the predicted event rates are incorporated in the likelihood as nuisance parameters with log-normal constraints. The asymptotic formulas [85] are used to evaluate the exclusion limits for each HNL signal scenario. The exclusion limits derived from the asymptotic formulas are consistent within 10% with those based on pseudo-experiments.

Table 4: Summary of systematic uncertainties affecting the signal yield prediction. For DT clusters, the systematic uncertainties due to jet and muon vetoes are found to be negligible and are omitted. The uncertainties are reported relative to their impact on the predicted signal yield.

Systematic uncertainty	Object	Size of unc. [%]
Integrated luminosity	—	1.6
Pileup	—	1
W boson cross section	—	3.8
W boson p_T	—	1.6
Parton shower modeling	—	4
Trigger	Muon	<0.1
Identification	Muon	0.4–0.5
Isolation	Muon	0.2–0.6
Trigger	Electron	0.2–0.3
Identification	Electron	2.2–8.0
Jet energy scale	p_T^{miss}	2.0
Cluster reconstruction	CSC cluster	13
Cutoff-based ID	CSC cluster	5.1
Jet veto	CSC cluster	0.06
Muon veto	CSC cluster	4.5
CSC readout	CSC cluster	1.0
Hits and segment veto	CSC cluster	0.1
Cluster time	CSC cluster	0.9
Cluster time spread	CSC cluster	2.8
Cluster reconstruction	DT cluster	16
MB1 veto	DT cluster	7.4

Due to the lower p_T thresholds for the prompt muons, the signal yields in the muon channel are larger than those of the electron channels for the same m_N and lifetime. However, the presence of the $Z \rightarrow \mu\mu$ background reduces the overall sensitivity of the muon channel to a level comparable to the electron channel. For both the muon and electron channels, the CSC category contributes the majority of the overall sensitivity. This is because the CSC category has smaller background rates compared with the DT category, hence retaining more signal events at the optimal thresholds for background rejection.

Figure 6 shows the expected and observed upper limits at 95% confidence level (CL) on the HNL mixing parameters $|V_{Ne}|^2$, $|V_{N\mu}|^2$, and $|V_{N\tau}|^2$, as functions of m_N for the Majorana and Dirac HNL interpretations. For $|V_{Ne}|^2$ ($|V_{N\mu}|^2$), only events passing the electron (muon) selections are used to evaluate the limits. For $|V_{N\tau}|^2$, both the events passing the electron and muon selections are used, because the prompt τ lepton can decay into an electron or muon. The limits of $|V_{N\ell}|^2$ versus m_N feature an upper branch (short lifetime) and a lower branch (long lifetime). The lower acceptance in the short lifetime branch is compensated by an increased cross section, and thus achieves a signal yield comparable with the long lifetime branch. Below m_N of 2.0 (1.5) GeV for electron or muon (τ) type HNLs, we do not calculate a limit in the short lifetime branch because the signal acceptance in the muon system approaches zero and renders the calculation inaccurate. Furthermore, in that region other experimental results [27, 28, 30] place more stringent limits. Table 5 summarizes the observed limits on $|V_{N\ell}|^2$ for Majorana and Dirac type HNL of this search. This result sets the most stringent limits to date in $|V_{N\ell}|^2$ for

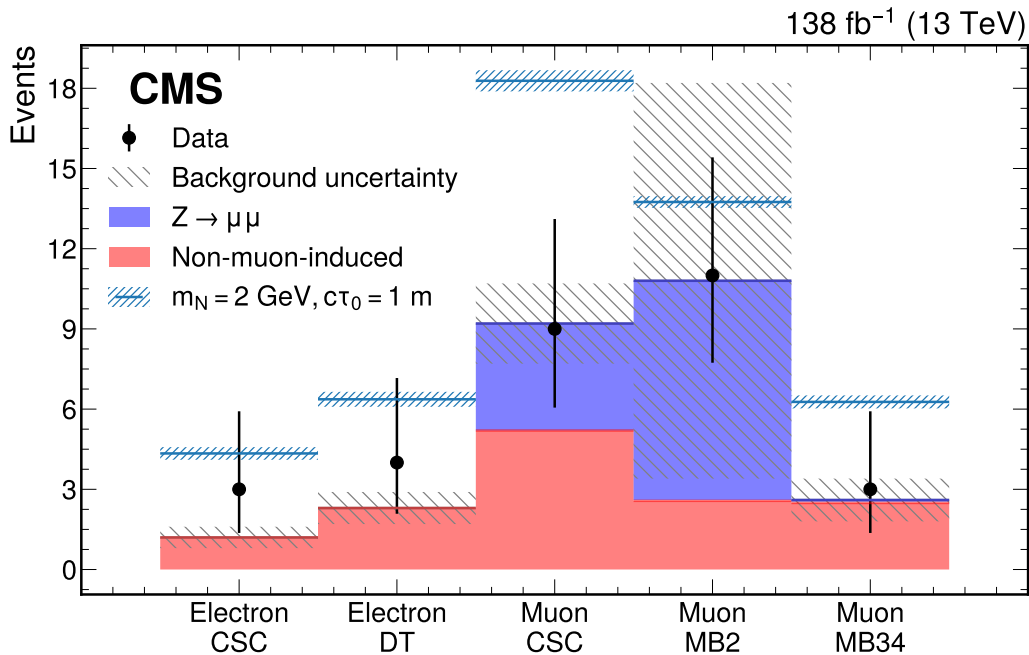


Figure 5: The expected and observed number of events in the signal region (bin D) of different event categories. Signal yields of a 2 GeV Majorana HNL with the mean proper decay length of 1 m are added to the expected background.

HNL masses in the range 2.1–3.0 (1.9–3.3) GeV for electron (muon) neutrino mixing parameters [43]. Above 3.0 (3.3) GeV, previous CMS results [38] place tighter limits on electron (muon) mixing parameters.

Table 5: Excluded ranges of $|V_{N\ell}|^2$ for Majorana and Dirac type HNLs at select HNL masses. The chosen HNL masses are those at which the excluded values of $|V_{N\ell}|^2$ have the smallest magnitude.

Mixing parameter	HNL type	m_N (GeV)	Excluded range at 95% CL
$ V_{Ne} ^2$	Majorana	2.6	8.6×10^{-6} – 5.0×10^{-5}
$ V_{N\mu} ^2$	Majorana	2.8	5.0×10^{-6} – 3.9×10^{-5}
$ V_{N\tau} ^2$	Majorana	1.8	2.5×10^{-4} – 1.8×10^{-3}
$ V_{Ne} ^2$	Dirac	2.8	8.9×10^{-6} – 7.5×10^{-5}
$ V_{N\mu} ^2$	Dirac	3.3	4.6×10^{-6} – 2.8×10^{-5}
$ V_{N\tau} ^2$	Dirac	1.8	3.1×10^{-4} – 5.9×10^{-3}

Signal yields for mixing among several different lepton flavors are obtained by reweighting the single flavor signal yields with the same m_N and $c\tau_0$. In this case, the signal yields for multiple neutrino species mixing are proportional to $|V_{N\ell}|^2$. The ratio of $|V_{N\ell}|^2$ to the sum of the mixing matrix elements squared is defined as $f_\ell = |V_{N\ell}|^2 / (|V_{Ne}|^2 + |V_{N\mu}|^2 + |V_{N\tau}|^2)$, and sums to unity by construction. For a fixed value of m_N ($c\tau_0$), we scan the three f_ℓ parameters and exclude a range in the $c\tau_0$ (m_N) parameter for each set of f_ℓ values. On the left (right) of Fig. 7, we show the largest values of m_N ($c\tau_0$) that are excluded as a function of the f_ℓ parameters. The sensitivity across the f_ℓ plane varies mainly because of the different trigger and

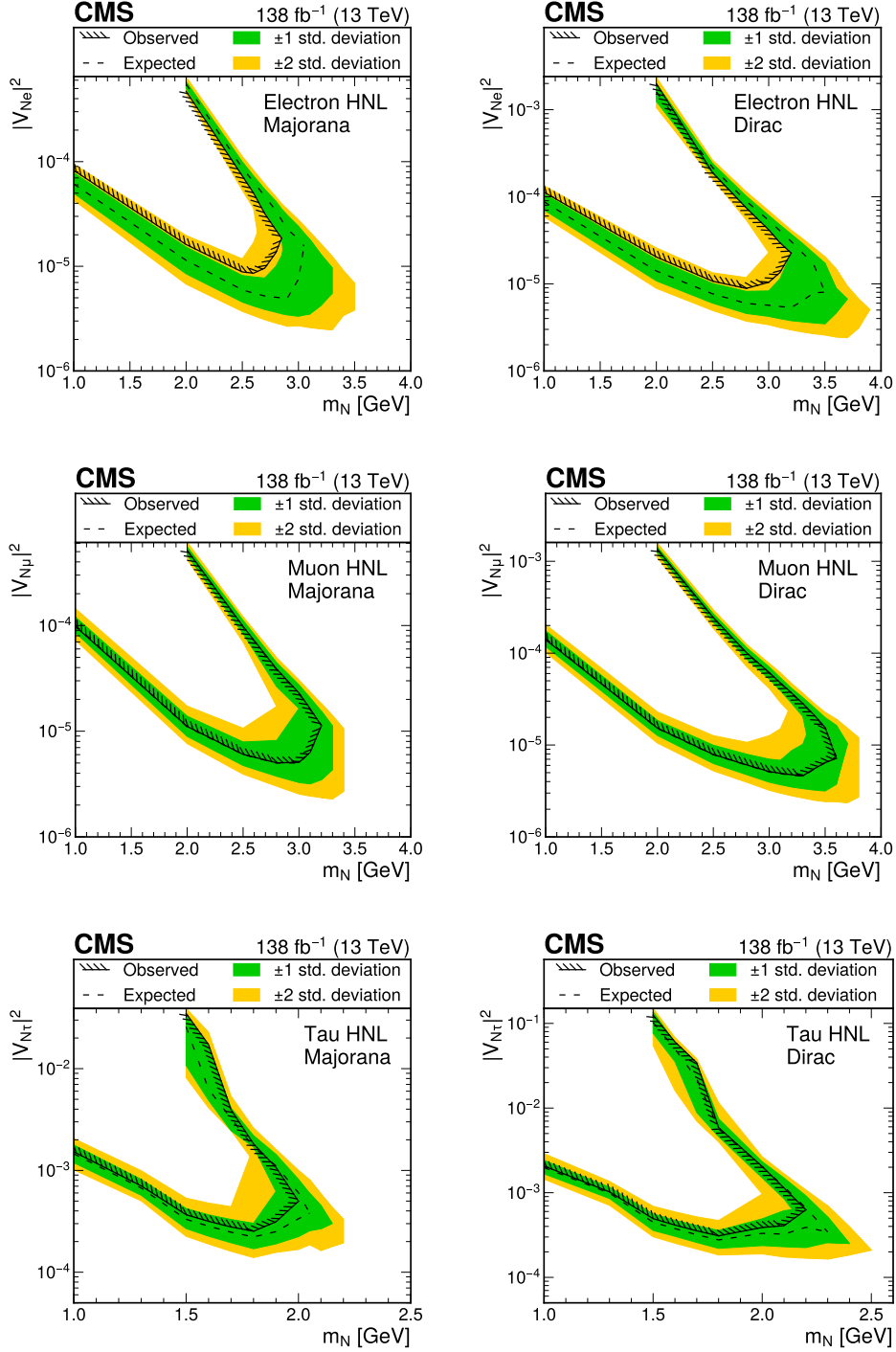


Figure 6: Expected and observed upper 95% CL limits on $|V_{Ne}|^2$ (upper), $|V_{N\mu}|^2$ (middle) and $|V_{N\tau}|^2$ (lower) as functions of the HNL mass (m_N) for a Majorana (left) and Dirac (right) type HNL. The τ neutrino mixing limit is obtained by combining the results from the electron and muon channels. For these limit calculations, the HNL is assumed to mix with a single lepton flavor state only. The differences between the expected and observed limits on $|V_{N\mu}|^2$ are not visible in this figure.

reconstruction efficiencies of the prompt lepton. The limits at $f_e:f_\mu:f_\tau = 0:\frac{1}{2}:\frac{1}{2}$ and $\frac{1}{3}:\frac{1}{3}:\frac{1}{3}$ probe

parameter space consistent with the constraints from neutrino oscillation data in the minimal seesaw scenarios [86].

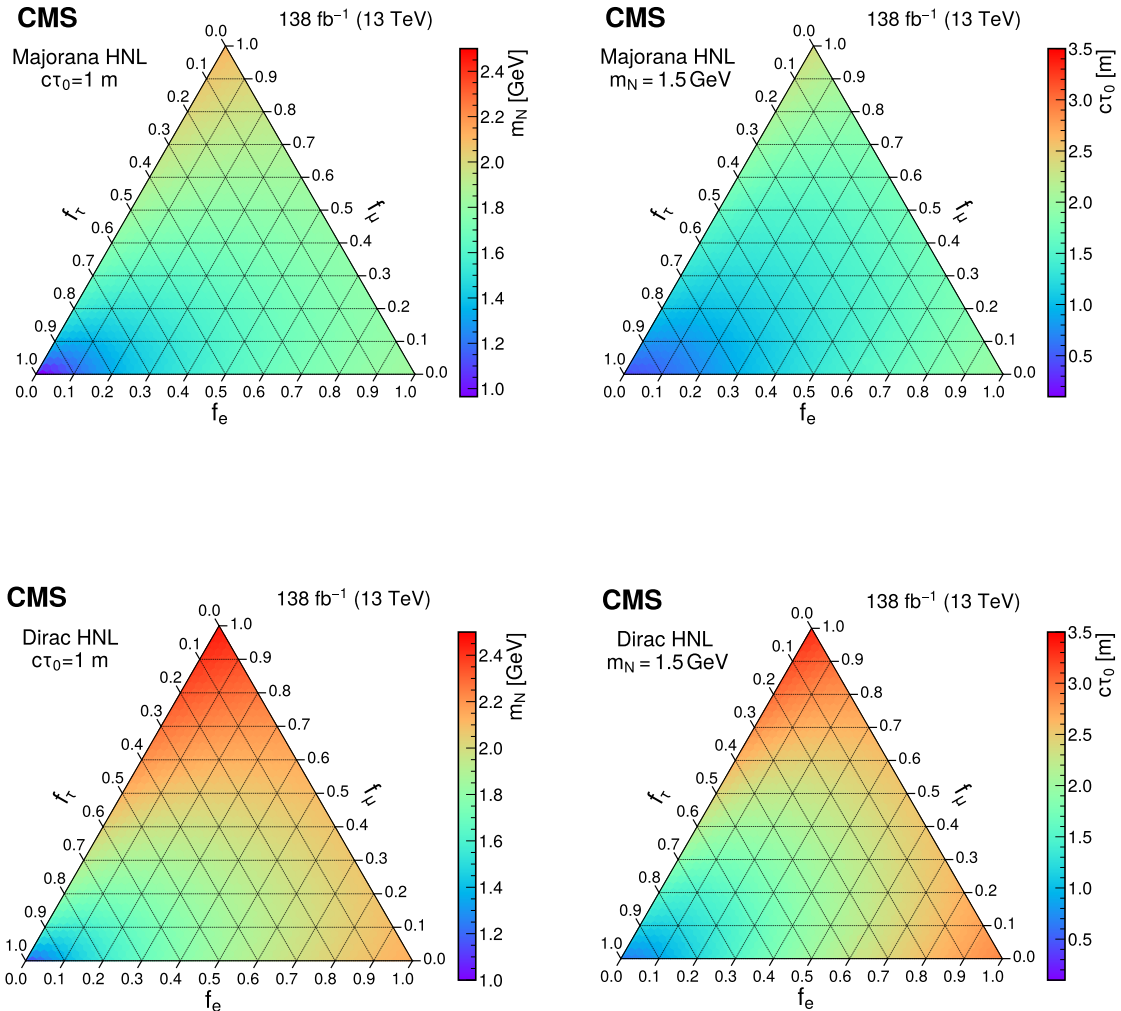


Figure 7: The largest values of the Majorana (upper) and Dirac (lower) HNL mass (left) and mean proper decay length (right) parameters that are excluded at 95% CL are shown as a function of the mixing matrix elements squared ratios f_ℓ with the three lepton generations, considering a mean proper decay length of 1 m and a fixed mass of 1.5 GeV, respectively.

8 Summary

A search for long-lived Dirac or Majorana heavy neutral leptons (HNLs) has been performed using proton-proton collision data at $\sqrt{s} = 13$ TeV, corresponding to an integrated luminosity of 138 fb^{-1} . The search targets events with one prompt electron or muon and a muon detector shower (MDS) that would result from HNL decays occurring in the CMS muon detector. The presence of the MDS signature along with the associated vetoes and identification criteria suppresses the standard model background by a factor exceeding 10^7 , while maintaining typical

signal efficiencies of 25–35%. No significant excess over the standard model background is observed. The results are interpreted as 95% confidence level limits on the HNL mixing matrix elements squared $|V_{Ne}|^2$, $|V_{N\mu}|^2$, and $|V_{N\tau}|^2$. We also present limits on the HNL mass and mean proper decay length as a function of the mixing matrix element squared fractions to the three lepton generations. The most stringent limits to date for HNLs in the mass range of 2.1–3.0 (1.9–3.3) GeV are set, reaching squared mixing matrix element values as low as $8.6 (4.6) \times 10^{-6}$ in the electron (muon) channel.

Acknowledgments

We congratulate our colleagues in the CERN accelerator departments for the excellent performance of the LHC and thank the technical and administrative staffs at CERN and at other CMS institutes for their contributions to the success of the CMS effort. In addition, we gratefully acknowledge the computing centers and personnel of the Worldwide LHC Computing Grid and other centers for delivering so effectively the computing infrastructure essential to our analyses. Finally, we acknowledge the enduring support for the construction and operation of the LHC, the CMS detector, and the supporting computing infrastructure provided by the following funding agencies: SC (Armenia), BMBWF and FWF (Austria); FNRS and FWO (Belgium); CNPq, CAPES, FAPERJ, FAPERGS, and FAPESP (Brazil); MES and BNSF (Bulgaria); CERN; CAS, MoST, and NSFC (China); MINCIENCIAS (Colombia); MSES and CSF (Croatia); RIF (Cyprus); SENESCYT (Ecuador); ERC PRG, RVTT3 and MoER TK202 (Estonia); Academy of Finland, MEC, and HIP (Finland); CEA and CNRS/IN2P3 (France); SRNSF (Georgia); BMBF, DFG, and HGF (Germany); GSRI (Greece); NKFIH (Hungary); DAE and DST (India); IPM (Iran); SFI (Ireland); INFN (Italy); MSIP and NRF (Republic of Korea); MES (Latvia); LMTLT (Lithuania); MOE and UM (Malaysia); BUAP, CINVESTAV, CONACYT, LNS, SEP, and UASLP-FAI (Mexico); MOS (Montenegro); MBIE (New Zealand); PAEC (Pakistan); MES and NSC (Poland); FCT (Portugal); MESTD (Serbia); MCIN/AEI and PCTI (Spain); MOSTR (Sri Lanka); Swiss Funding Agencies (Switzerland); MST (Taipei); MHESI and NSTDA (Thailand); TUBITAK and TENMAK (Turkey); NASU (Ukraine); STFC (United Kingdom); DOE and NSF (USA).

Individuals have received support from the Marie-Curie program and the European Research Council and Horizon 2020 Grant, contract Nos. 675440, 724704, 752730, 758316, 765710, 824093, 101115353, and COST Action CA16108 (European Union); the Leventis Foundation; the Alfred P. Sloan Foundation; the Alexander von Humboldt Foundation; the Science Committee, project no. 22rl-037 (Armenia); the Belgian Federal Science Policy Office; the Fonds pour la Formation à la Recherche dans l'Industrie et dans l'Agriculture (FRIA-Belgium); the Agentschap voor Innovatie door Wetenschap en Technologie (IWT-Belgium); the F.R.S.-FNRS and FWO (Belgium) under the "Excellence of Science – EOS" – be.h project n. 30820817; the Beijing Municipal Science & Technology Commission, No. Z191100007219010 and Fundamental Research Funds for the Central Universities (China); the Ministry of Education, Youth and Sports (MEYS) of the Czech Republic; the Shota Rustaveli National Science Foundation, grant FR-22-985 (Georgia); the Deutsche Forschungsgemeinschaft (DFG), under Germany's Excellence Strategy – EXC 2121 "Quantum Universe" – 390833306, and under project number 400140256 – GRK2497; the Hellenic Foundation for Research and Innovation (HFRI), Project Number 2288 (Greece); the Hungarian Academy of Sciences, the New National Excellence Program – ÚNKP, the NKFIH research grants K 124845, K 124850, K 128713, K 128786, K 129058, K 131991, K 133046, K 138136, K 143460, K 143477, 2020-2.2.1-ED-2021-00181, and TKP2021-NKTA-64 (Hungary); the Council of Science and Industrial Research, India; ICSC – National Research Center for High Performance Computing, Big Data and Quantum Computing, funded by the

NextGenerationEU program (Italy); the Latvian Council of Science; the Ministry of Education and Science, project no. 2022/WK/14, and the National Science Center, contracts Opus 2021/41/B/ST2/01369 and 2021/43/B/ST2/01552 (Poland); the Fundação para a Ciência e a Tecnologia, grant CEECIND/01334/2018 (Portugal); the National Priorities Research Program by Qatar National Research Fund; MCIN/AEI/10.13039/501100011033, ERDF “a way of making Europe”, and the Programa Estatal de Fomento de la Investigación Científica y Técnica de Excelencia María de Maeztu, grant MDM-2017-0765 and Programa Severo Ochoa del Principado de Asturias (Spain); the Chulalongkorn Academic into Its 2nd Century Project Advancement Project, and the National Science, Research and Innovation Fund via the Program Management Unit for Human Resources & Institutional Development, Research and Innovation, grant B37G660013 (Thailand); the Kavli Foundation; the Nvidia Corporation; the SuperMicro Corporation; the Welch Foundation, contract C-1845; and the Weston Havens Foundation (USA).

References

- [1] Super-Kamiokande Collaboration, “Evidence for oscillation of atmospheric neutrinos”, *Phys. Rev. Lett.* **81** (1998) 1562, doi:10.1103/PhysRevLett.81.1562, arXiv:hep-ex/9807003.
- [2] SNO Collaboration, “Direct evidence for neutrino flavor transformation from neutral-current interactions in the Sudbury Neutrino Observatory”, *Phys. Rev. Lett.* **89** (2002) 011301, doi:10.1103/PhysRevLett.89.011301, arXiv:nucl-ex/0204008.
- [3] KamLAND Collaboration, “First results from KamLAND: Evidence for reactor antineutrino disappearance”, *Phys. Rev. Lett.* **90** (2003) 021802, doi:10.1103/PhysRevLett.90.021802, arXiv:hep-ex/0212021.
- [4] S. Bilenky, “Neutrino oscillations: From a historical perspective to the present status”, *Nucl. Phys. B* **908** (2016) 2, doi:10.1016/j.nuclphysb.2016.01.025, arXiv:1602.00170.
- [5] S. Roy Choudhury and S. Hannestad, “Updated results on neutrino mass and mass hierarchy from cosmology with Planck 2018 likelihoods”, *JCAP* **07** (2020) 037, doi:10.1088/1475-7516/2020/07/037, arXiv:1907.12598.
- [6] M. Ivanov, M. Simonović, and M. Zaldarriaga, “Cosmological parameters and neutrino masses from the final Planck and full-shape BOSS data”, *Phys. Rev. D* **101** (2020) 083504, doi:10.1103/PhysRevD.101.083504, arXiv:1912.08208.
- [7] J. Formaggio, A. de Gouvêa, and R. Robertson, “Direct measurements of neutrino mass”, *Phys. Rept.* **914** (2021) 1, doi:10.1016/j.physrep.2021.02.002, arXiv:2102.00594.
- [8] P. Minkowski, “ $\mu \rightarrow e\gamma$ at a rate of one out of 10^9 muon decays?”, *Phys. Lett. B* **67** (1977) 421, doi:10.1016/0370-2693(77)90435-X.
- [9] T. Yanagida, “Horizontal symmetry and masses of neutrinos”, *Prog. of Theo. Phys.* **64** (1980) 1103.
- [10] M. Gell-Mann, P. Ramond, and R. Slansky, “Complex spinors and unified theories”, in *Supergravity*, p. 315. North Holland Publishing, 1979. arXiv:1306.4669.

-
- [11] S. Glashow, “The future of elementary particle physics”, *NATO Sci. Ser. B* **61** (1980) 687, doi:10.1007/978-1-4684-7197-7_15.
- [12] R. N. Mohapatra and G. Senjanović, “Neutrino mass and spontaneous parity nonconservation”, *Phys. Rev. Lett.* **44** (1980) 912, doi:10.1103/PhysRevLett.44.912.
- [13] J. Schechter and J. W. F. Valle, “Neutrino masses in $SU(2) \otimes U(1)$ theories”, *Phys. Rev. D* **22** (1980) 2227, doi:10.1103/PhysRevD.22.2227.
- [14] R. E. Shrock, “General theory of weak leptonic and semileptonic decays. I. Leptonic pseudoscalar meson decays, with associated tests for, and bounds on, neutrino masses and lepton mixing”, *Phys. Rev. D* **24** (1981) 1232, doi:10.1103/PhysRevD.24.1232.
- [15] Y. Cai, T. Han, T. Li, and R. Ruiz, “Lepton number violation: Seesaw models and their collider tests”, *Front. Phys.* **6** (2018) 40, doi:10.3389/fphy.2018.00040, arXiv:1711.02180.
- [16] Z. Maki, M. Nakagawa, and S. Sakata, “Remarks on the unified model of elementary particles”, *Prog. Theor. Phys.* **28** (1962) 870, doi:10.1143/PTP.28.870.
- [17] B. Pontecorvo, “Neutrino experiments and the problem of conservation of leptonic charge”, *Zh. Eksp. Teor. Fiz.* **53** (1967) 1717.
- [18] A. Das, P. Konar, and S. Majhi, “Production of Heavy neutrino in next-to-leading order QCD at the LHC and beyond”, *JHEP* **06** (2016) 019, doi:10.1007/JHEP06(2016)019, arXiv:1604.00608.
- [19] A. Das and N. Okada, “Bounds on heavy Majorana neutrinos in type-I seesaw and implications for collider searches”, *Phys. Lett. B* **774** (2017) 32, doi:10.1016/j.physletb.2017.09.042, arXiv:1702.04668.
- [20] G. Cottin et al., “Long-lived heavy neutral leptons with a displaced shower signature at CMS”, *JHEP* **02** (2023) 011, doi:10.1007/JHEP02(2023)011, arXiv:2210.17446.
- [21] K. Bondarenko, A. Boyarsky, D. Gorbunov, and O. Ruchayskiy, “Phenomenology of GeV-scale heavy neutral leptons”, *JHEP* **11** (2018) 032, doi:10.1007/JHEP11(2018)032, arXiv:1805.08567.
- [22] M. Fukugita and T. Yanagida, “Baryogenesis without grand unification”, *Phys. Lett. B* **174** (1986) 45, doi:10.1016/0370-2693(86)91126-3.
- [23] E. Chun et al., “Probing leptogenesis”, *Int. J. Mod. Phys. A* **33** (2018) 1842005, doi:10.1142/S0217751X18420058, arXiv:1711.02865.
- [24] A. Boyarsky et al., “Sterile neutrino dark matter”, *Prog. Part. Nucl. Phys.* **104** (2019) 1, doi:10.1016/j.pnpnp.2018.07.004, arXiv:1807.07938v2.
- [25] V. Cirigliano et al., “Leptonic anomalous magnetic moments in ν SMEFT”, *JHEP* **08** (2021) 103, doi:10.1007/JHEP08(2021)103, arXiv:2105.11462.
- [26] Muon g-2 Collaboration, “Measurement of the Positive Muon Anomalous Magnetic Moment to 0.20 ppm”, *Phys. Rev. Lett.* **131** (2023) 161802, doi:10.1103/PhysRevLett.131.161802, arXiv:2308.06230.

- [27] WA66 Collaboration, “Search for heavy neutrino decays in the BEBC beam dump experiment”, *Phys. Lett. B* **160** (1985) 207, doi:10.1016/0370-2693(85)91493-5.
- [28] CHARM Collaboration, “A search for decays of heavy neutrinos in the mass range 0.5–2.8 GeV”, *Phys. Lett. B* **166** (1986) 473, doi:10.1016/0370-2693(86)91601-1.
- [29] DELPHI Collaboration, “Search for neutral heavy leptons produced in Z decays”, *Z. Phys. C* **74** (1997) 57, doi:10.1007/s002880050370. [Erratum: doi:10.1007/BF03546181].
- [30] NuTeV(E815) Collaboration, “Search for neutral heavy leptons in a high-energy neutrino beam”, *Phys. Rev. Lett.* **83** (1999) 4943, doi:10.1103/PhysRevLett.83.4943, arXiv:hep-ex/9908011.
- [31] Belle Collaboration, “Search for heavy neutrinos at Belle”, *Phys. Rev. D* **87** (2013) 071102, doi:10.1103/PhysRevD.87.071102, arXiv:1301.1105. [Erratum: doi:10.1103/PhysRevD.95.099903].
- [32] F. F. Deppisch, P. S. Bhupal Dev, and A. Pilaftsis, “Neutrinos and collider physics”, *New J. Phys.* **17** (2015) 075019, doi:10.1088/1367-2630/17/7/075019, arXiv:1502.06541.
- [33] J. Beacham et al., “Physics beyond colliders at CERN: Beyond the standard model working group report”, *J. Phys. G* **47** (2020) 010501, doi:10.1088/1361-6471/ab4cd2, arXiv:1901.09966.
- [34] ATLAS Collaboration, “Search for heavy neutral leptons in decays of W bosons produced in 13 TeV pp collisions using prompt and displaced signatures with the ATLAS detector”, *JHEP* **10** (2019) 265, doi:10.1007/JHEP10(2019)265, arXiv:1905.09787.
- [35] ATLAS Collaboration, “Search for heavy neutral leptons in decays of W bosons using a dilepton displaced vertex in $\sqrt{s} = 13$ TeV pp collisions with the ATLAS detector”, *Phys. Rev. Lett.* **131** (2023) 061803, doi:10.1103/PhysRevLett.131.061803, arXiv:2204.11988.
- [36] CMS Collaboration, “Search for heavy neutral leptons in events with three charged leptons in proton-proton collisions at $\sqrt{s} = 13$ TeV”, *Phys. Rev. Lett.* **120** (2018) 221801, doi:10.1103/PhysRevLett.120.221801, arXiv:1802.02965.
- [37] CMS Collaboration, “Search for heavy Majorana neutrinos in same-sign dilepton channels in proton-proton collisions at $\sqrt{s} = 13$ TeV”, *JHEP* **01** (2019) 122, doi:10.1007/JHEP01(2019)122, arXiv:1806.10905.
- [38] CMS Collaboration, “Search for long-lived heavy neutral leptons with displaced vertices in proton-proton collisions at $\sqrt{s} = 13$ TeV”, *JHEP* **07** (2022) 081, doi:10.1007/JHEP07(2022)081, arXiv:2201.05578.
- [39] LHCb Collaboration, “Search for heavy neutral leptons in $W^+ \rightarrow \mu^+ \mu^\pm \text{jet}$ decays”, *Eur. Phys. J. C* **81** (2021) 248, doi:10.1140/epjc/s10052-021-08973-5, arXiv:2011.05263.
- [40] LHCb Collaboration, “Search for long-lived particles decaying to $e^\pm \mu^\mp \nu$ ”, *Eur. Phys. J. C* **81** (2021) 261, doi:10.1140/epjc/s10052-021-08994-0, arXiv:2012.02696.

-
- [41] CMS Collaboration, “Search for long-lived heavy neutral leptons with lepton flavour conserving or violating decays to a jet and a charged lepton”, 12, 2023. arXiv:2312.07484. Submitted to *JHEP*.
- [42] CMS Collaboration, “Search for long-lived particles decaying in the CMS endcap muon detectors in proton-proton collisions at $\sqrt{s} = 13$ TeV”, *Phys. Rev. Lett.* **127** (2021) 261804, doi:10.1103/PhysRevLett.127.261804, arXiv:2107.04838.
- [43] HEPData record for this analysis, 2023. doi:10.17182/hepdata.146757.
- [44] CMS Collaboration, “Performance of the CMS Drift Tube Chambers with Cosmic Rays”, *JINST* **5** (2010) T03015, doi:10.1088/1748-0221/5/03/T03015, arXiv:0911.4855.
- [45] CMS Collaboration, “Performance of the CMS Level-1 trigger in proton-proton collisions at $\sqrt{s} = 13$ TeV”, *JINST* **15** (2020) P10017, doi:10.1088/1748-0221/15/10/P10017, arXiv:2006.10165.
- [46] CMS Collaboration, “The CMS trigger system”, *JINST* **12** (2017) P01020, doi:10.1088/1748-0221/12/01/P01020, arXiv:1609.02366.
- [47] CMS Collaboration, “The CMS experiment at the CERN LHC”, *JINST* **3** (2008) S08004, doi:10.1088/1748-0221/3/08/S08004.
- [48] P. Nason, “A new method for combining NLO QCD with shower Monte Carlo algorithms”, *JHEP* **11** (2004) 040, doi:10.1088/1126-6708/2004/11/040, arXiv:hep-ph/0409146.
- [49] S. Frixione, P. Nason, and C. Oleari, “Matching NLO QCD computations with parton shower simulations: the POWHEG method”, *JHEP* **11** (2007) 070, doi:10.1088/1126-6708/2007/11/070, arXiv:0709.2092.
- [50] S. Alioli, P. Nason, C. Oleari, and E. Re, “A general framework for implementing NLO calculations in shower Monte Carlo programs: the POWHEG box”, *JHEP* **06** (2010) 043, doi:10.1007/JHEP06(2010)043, arXiv:1002.2581.
- [51] R. Gavin, Y. Li, F. Petriello, and S. Quackenbush, “FEWZ 2.0: A code for hadronic Z production at next-to-next-to-leading order”, *Comput. Phys. Commun.* **182** (2011) 2388, doi:10.1016/j.cpc.2011.06.008, arXiv:1011.3540.
- [52] R. Gavin, Y. Li, F. Petriello, and S. Quackenbush, “W physics at the LHC with FEWZ 2.1”, *Comput. Phys. Commun.* **184** (2013) 208, doi:10.1016/j.cpc.2012.09.005, arXiv:1201.5896.
- [53] J. Alwall et al., “The automated computation of tree-level and next-to-leading order differential cross sections, and their matching to parton shower simulations”, *JHEP* **07** (2014) 079, doi:10.1007/JHEP07(2014)079, arXiv:1405.0301.
- [54] D. Alva, T. Han, and R. Ruiz, “Heavy Majorana neutrinos from $W\gamma$ fusion at hadron colliders”, *JHEP* **02** (2015) 072, doi:10.1007/JHEP02(2015)072, arXiv:1411.7305.
- [55] C. Degrande, O. Mattelaer, R. Ruiz, and J. Turner, “Fully-automated precision predictions for heavy neutrino production mechanisms at hadron colliders”, *Phys. Rev. D* **94** (2016) 053002, doi:10.1103/PhysRevD.94.053002, arXiv:1602.06957.

- [56] S. Pascoli, R. Ruiz, and C. Weiland, “Heavy neutrinos with dynamic jet vetoes: Multilepton searches at $\sqrt{s} = 14, 27, \text{ and } 100 \text{ TeV}$ ”, *JHEP* **06** (2019) 049, doi:10.1007/JHEP06(2019)049, arXiv:1812.08750.
- [57] T. Sjöstrand et al., “An introduction to PYTHIA 8.2”, *Comp. Phys. Comm.* **191** (2015) 159, doi:10.1016/j.cpc.2015.01.024, arXiv:1410.3012.
- [58] Y. Li and F. Petriello, “Combining QCD and electroweak corrections to dilepton production in FEWZ”, *Phys. Rev. D* **86** (2012) 094034, doi:10.1103/PhysRevD.86.094034, arXiv:1208.5967.
- [59] S. Camarda et al., “DYTURBO: Fast predictions for Drell-Yan processes”, *Eur. Phys. J. C* **80** (2020) 251, doi:10.1140/epjc/s10052-020-7757-5, arXiv:1910.07049.
- [60] S. Camarda, L. Cieri, and G. Ferrera, “Drell-yan lepton-pair production: q_T resummation at $N^3\text{LL}$ accuracy and fiducial cross sections at $N^3\text{LO}$ ”, *Phys. Rev. D* **104** (2021) L111503, doi:10.1103/PhysRevD.104.L111503, arXiv:2103.04974v3.
- [61] GEANT4 Collaboration, “GEANT4—a simulation toolkit”, *Nucl. Instrum. Meth. A* **506** (2003) 250, doi:10.1016/S0168-9002(03)01368-8.
- [62] CMS Collaboration, “Precision luminosity measurement in proton-proton collisions at $\sqrt{s} = 13 \text{ TeV}$ in 2015 and 2016 at CMS”, *Eur. Phys. J. C* **81** (2021) 800, doi:10.1140/epjc/s10052-021-09538-2, arXiv:2104.01927.
- [63] CMS Collaboration, “CMS luminosity measurement for the 2017 data-taking period at $\sqrt{s} = 13 \text{ TeV}$ ”, CMS Physics Analysis Summary CMS-PAS-LUM-17-004, 2018.
- [64] CMS Collaboration, “CMS luminosity measurement for the 2018 data-taking period at $\sqrt{s} = 13 \text{ TeV}$ ”, CMS Physics Analysis Summary CMS-PAS-LUM-18-002, 2019.
- [65] CMS Collaboration, “Event generator tunes obtained from underlying event and multiparton scattering measurements”, *Eur. Phys. J. C* **76** (2016) 155, doi:10.1140/epjc/s10052-016-3988-x, arXiv:1512.00815.
- [66] CMS Collaboration, “Extraction and validation of a new set of CMS PYTHIA 8 tunes from underlying-event measurements”, *Eur. Phys. J. C* **80** (2020) 4, doi:10.1140/epjc/s10052-019-7499-4, arXiv:1903.12179.
- [67] NNPDF Collaboration, “Parton distributions for the LHC Run II”, *JHEP* **04** (2015) 040, doi:10.1007/JHEP04(2015)040, arXiv:1410.8849.
- [68] NNPDF Collaboration, “Parton distributions from high-precision collider data”, *Eur. Phys. J. C* **77** (2017) 663, doi:10.1140/epjc/s10052-017-5199-5, arXiv:1706.00428.
- [69] CMS Collaboration, “Particle-flow reconstruction and global event description with the CMS detector”, *JINST* **12** (2017) P10003, doi:10.1088/1748-0221/12/10/P10003, arXiv:1706.04965.
- [70] CMS Collaboration, “Electron and photon reconstruction and identification with the CMS experiment at the CERN LHC”, *JINST* **16** (2021) P05014, doi:10.1088/1748-0221/16/05/P05014, arXiv:2012.06888.

-
- [71] CMS Collaboration, “Performance of the CMS muon detector and muon reconstruction with proton-proton collisions at $\sqrt{s} = 13$ TeV”, *JINST* **13** (2018) P06015, doi:10.1088/1748-0221/13/06/P06015, arXiv:1804.04528.
- [72] CMS Collaboration, “Performance of photon reconstruction and identification with the CMS detector in proton-proton collisions at $\sqrt{s} = 8$ TeV”, *JINST* **10** (2015) P08010, doi:10.1088/1748-0221/10/08/P08010, arXiv:1502.02702.
- [73] M. Cacciari, G. P. Salam, and G. Soyez, “The anti- k_T jet clustering algorithm”, *JHEP* **04** (2008) 063, doi:10.1088/1126-6708/2008/04/063, arXiv:0802.1189.
- [74] M. Cacciari, G. P. Salam, and G. Soyez, “FASTJET user manual”, *Eur. Phys. J. C* **72** (2012) 1896, doi:10.1140/epjc/s10052-012-1896-2, arXiv:1111.6097.
- [75] CMS Collaboration, “Pileup mitigation at CMS in 13 TeV data”, *JINST* **15** (2020) P09018, doi:10.1088/1748-0221/15/09/P09018, arXiv:2003.00503.
- [76] CMS Collaboration, “Jet energy scale and resolution in the CMS experiment in pp collisions at 8 TeV”, *JINST* **12** (2017) P02014, doi:10.1088/1748-0221/12/02/P02014, arXiv:1607.03663.
- [77] CMS Collaboration, “Performance of missing transverse momentum reconstruction in proton-proton collisions at $\sqrt{s} = 13$ TeV using the CMS detector”, *JINST* **14** (2019) P07004, doi:10.1088/1748-0221/14/07/P07004, arXiv:1903.06078.
- [78] CMS Collaboration, “Technical proposal for the Phase-II upgrade of the Compact Muon Solenoid”, CMS Technical Proposal CERN-LHCC-2015-010, CMS-TDR-15-02, 2015.
- [79] M. Ester, H.-P. Kriegel, J. Sander, and X. Xu, “A density-based algorithm for discovering clusters in large spatial databases with noise”, in *Proc. 2nd Int. Conf. on Knowledge Discovery and Data Mining*, p. 226. Association for the Advancement of Artificial Intelligence, 1996.
- [80] CMS Collaboration, “Identification of b-quark jets with the CMS experiment”, *JINST* **8** (2013) P04013, doi:10.1088/1748-0221/8/04/P04013, arXiv:1211.4462.
- [81] CMS Collaboration, “Identification of heavy-flavour jets with the CMS detector in pp collisions at 13 TeV”, *JINST* **13** (2018) P05011, doi:10.1088/1748-0221/13/05/P05011, arXiv:1712.07158.
- [82] T. Junk, “Confidence level computation for combining searches with small statistics”, *Nucl. Instrum. Meth. A* **434** (1999) 435, doi:10.1016/S0168-9002(99)00498-2, arXiv:hep-ex/9902006.
- [83] A. L. Read, “Presentation of search results: the CL_s technique”, *J. Phys. G* **28** (2002) 2693, doi:10.1088/0954-3899/28/10/313.
- [84] ATLAS and CMS Collaborations, and the LHC Higgs Combination Group, “Procedure for the LHC Higgs boson search combination in Summer 2011”, Technical Report CMS-NOTE-2011-005, ATL-PHYS-PUB-2011-11, 2011.
- [85] G. Cowan, K. Cranmer, E. Gross, and O. Vitells, “Asymptotic formulae for likelihood-based tests of new physics”, *Eur. Phys. J. C* **71** (2011) 1554, doi:10.1140/epjc/s10052-011-1554-0, arXiv:1007.1727. [Erratum: doi:10.1140/epjc/s10052-013-2501-z].



















-
- [86] M. Drewes, J. Klarić, and J. López-Pavón, “New benchmark models for heavy neutral lepton searches”, *Eur. Phys. J. C* **82** (2022) 1176, doi:10.1140/epjc/s10052-022-11100-7, arXiv:2207.02742.

A The CMS Collaboration




Yerevan Physics Institute, Yerevan, Armenia

A. Hayrapetyan, A. Tumasyan¹ 

Institut für Hochenergiephysik, Vienna, Austria

W. Adam , J.W. Andrejkovic, T. Bergauer , S. Chatterjee , K. Damanakis , M. Dragicevic , P.S. Hussain , M. Jeitler² , N. Krammer , A. Li , D. Liko , I. Mikulec , J. Schieck² , R. Schöfbeck , D. Schwarz , M. Sonawane , S. Templ , W. Waltenberger , C.-E. Wulz² 















Universiteit Antwerpen, Antwerpen, Belgium

M.R. Darwish³ , T. Janssen , P. Van Mechelen 

Vrije Universiteit Brussel, Brussel, Belgium

E.S. Bols , J. D'Hondt , S. Dansana , A. De Moor , M. Delcourt , H. El Faham , S. Lowette , I. Makarenko , D. Müller , A.R. Sahasransu , S. Tavernier , M. Tytgat⁴ , S. Van Putte , D. Vannerom 

Université Libre de Bruxelles, Bruxelles, Belgium

B. Clerbaux , G. De Lentdecker , L. Favart , D. Hohov , J. Jaramillo , A. Khalilzadeh, K. Lee , M. Mahdavihorrani , A. Malara , S. Paredes , L. Pétré , N. Postiau, L. Thomas , M. Vanden Bemden , C. Vander Velde , P. Vanlaer 







Ghent University, Ghent, Belgium

M. De Coen , D. Dobur , Y. Hong , J. Knolle , L. Lambrecht , G. Mestdach, C. Rendón, A. Samalan, K. Skovpen , N. Van Den Bossche , L. Wezenbeek 



















Université Catholique de Louvain, Louvain-la-Neuve, Belgium

A. Benecke , G. Bruno , C. Caputo , C. Delaere , I.S. Donertas , A. Giammanco , K. Jaffel , Sa. Jain , V. Lemaitre, J. Lidrych , P. Mastrapasqua , K. Mondal , T.T. Tran , S. Wertz 

Centro Brasileiro de Pesquisas Físicas, Rio de Janeiro, Brazil

G.A. Alves , E. Coelho , C. Hensel , T. Menezes De Oliveira , A. Moraes , P. Rebello Teles , M. Soeiro

Universidade do Estado do Rio de Janeiro, Rio de Janeiro, Brazil

W.L. Aldá Júnior , M. Alves Gallo Pereira , M. Barroso Ferreira Filho , H. Brandao Malbouisson , W. Carvalho , J. Chinellato⁵, E.M. Da Costa , G.G. Da Silveira⁶ , D. De Jesus Damiao , S. Fonseca De Souza , J. Martins⁷ , C. Mora Herrera , K. Mota Amarilo , L. Mundim , H. Nogima , A. Santoro , A. Sznajder , M. Thiel , A. Vilela Pereira 

Universidade Estadual Paulista, Universidade Federal do ABC, São Paulo, Brazil

C.A. Bernardes⁶ , L. Calligaris , T.R. Fernandez Perez Tomei , E.M. Gregores , P.G. Mercadante , S.F. Novaes , B. Orzari , Sandra S. Padula 

Institute for Nuclear Research and Nuclear Energy, Bulgarian Academy of Sciences, Sofia, Bulgaria

A. Aleksandrov , G. Antchev , R. Hadjiiska , P. Iaydjiev , M. Misheva , M. Shopova , G. Sultanov 




University of Sofia, Sofia, Bulgaria

A. Dimitrov , L. Litov , B. Pavlov , P. Petkov , A. Petrov , E. Shumka 

Instituto De Alta Investigación, Universidad de Tarapacá, Casilla 7 D, Arica, Chile

S. Keshri , S. Thakur 












Beihang University, Beijing, China

T. Cheng , Q. Guo, T. Javaid , L. Yuan 

Department of Physics, Tsinghua University, Beijing, China

Z. Hu , J. Liu, K. Yi^{8,9} 

Institute of High Energy Physics, Beijing, China

G.M. Chen¹⁰ , H.S. Chen¹⁰ , M. Chen¹⁰ , F. Iemmi , C.H. Jiang, A. Kapoor¹¹ , H. Liao , Z.-A. Liu¹² , R. Sharma¹³ , J.N. Song¹², J. Tao , C. Wang¹⁰, J. Wang , Z. Wang¹⁰, H. Zhang 

State Key Laboratory of Nuclear Physics and Technology, Peking University, Beijing, China

A. Agapitos , Y. Ban , A. Levin , C. Li , Q. Li , Y. Mao, S.J. Qian , X. Sun , D. Wang , H. Yang, L. Zhang , C. Zhou 

Sun Yat-Sen University, Guangzhou, China

Z. You 

University of Science and Technology of China, Hefei, China

N. Lu 

Nanjing Normal University, Nanjing, China

G. Bauer¹⁴

Institute of Modern Physics and Key Laboratory of Nuclear Physics and Ion-beam Application (MOE) - Fudan University, Shanghai, China

X. Gao¹⁵ , D. Leggat, H. Okawa , Y. Zhang 





Zhejiang University, Hangzhou, Zhejiang, China

Z. Lin , C. Lu , M. Xiao 





Universidad de Los Andes, Bogota, Colombia

C. Avila , D.A. Barbosa Trujillo, A. Cabrera , C. Florez , J. Fraga , J.A. Reyes Vega

Universidad de Antioquia, Medellin, Colombia

J. Mejia Guisao , F. Ramirez , M. Rodriguez , J.D. Ruiz Alvarez 

University of Split, Faculty of Electrical Engineering, Mechanical Engineering and Naval Architecture, Split, Croatia

D. Giljanovic , N. Godinovic , D. Lelas , A. Sculac 









University of Split, Faculty of Science, Split, Croatia

M. Kovac , T. Sculac¹⁶ 




Institute Rudjer Boskovic, Zagreb, Croatia










































































































P. Bargassa , V. Brigljevic , B.K. Chitroda , D. Ferencek , S. Mishra , A. Starodumov¹⁷ , T. Susa 

University of Cyprus, Nicosia, Cyprus

A. Attikis , K. Christoforou , S. Konstantinou , J. Mousa , C. Nicolaou, F. Ptochos , P.A. Razis , H. Rykaczewski, H. Saka , A. Stepennov 

Charles University, Prague, Czech Republic































M. Finger , M. Finger Jr. , A. Kveton 

Escuela Politecnica Nacional, Quito, EcuadorE. Ayala **Universidad San Francisco de Quito, Quito, Ecuador**E. Carrera Jarrin **Academy of Scientific Research and Technology of the Arab Republic of Egypt, Egyptian Network of High Energy Physics, Cairo, Egypt**S. Elgammal¹⁸, A. Ellithi Kamel¹⁹**Center for High Energy Physics (CHEP-FU), Fayoum University, El-Fayoum, Egypt**M. Abdullah Al-Mashad , M.A. Mahmoud **National Institute of Chemical Physics and Biophysics, Tallinn, Estonia**R.K. Dewanjee²⁰ , K. Ehataht , M. Kadastik, T. Lange , S. Nandan , C. Nielsen , J. Pata , M. Raidal , L. Tani , C. Veelken **Department of Physics, University of Helsinki, Helsinki, Finland**H. Kirschenmann , K. Osterberg , M. Voutilainen **Helsinki Institute of Physics, Helsinki, Finland**S. Bharthuar , E. Brücken , F. Garcia , J. Havukainen , K.T.S. Kallonen , R. Kinnunen, T. Lampén , K. Lassila-Perini , S. Lehti , T. Lindén , M. Lotti, L. Martikainen , M. Myllymäki , M.m. Rantanen , H. Siikonen , E. Tuominen , J. Tuominiemi **Lappeenranta-Lahti University of Technology, Lappeenranta, Finland**P. Luukka , H. Petrow , T. Tuuva[†]**IRFU, CEA, Université Paris-Saclay, Gif-sur-Yvette, France**M. Besancon , F. Couderc , M. Dejardin , D. Denegri, J.L. Faure, F. Ferri , S. Ganjour , P. Gras , G. Hamel de Monchenault , V. Lohezic , J. Malcles , J. Rander, A. Rosowsky , M.Ö. Sahin , A. Savoy-Navarro²¹ , P. Simkina , M. Titov , M. Tornago **Laboratoire Leprince-Ringuet, CNRS/IN2P3, Ecole Polytechnique, Institut Polytechnique de Paris, Palaiseau, France**C. Baldenegro Barrera , F. Beaudette , A. Buchot Perraguin , P. Busson , A. Cappati , C. Charlot , F. Damas , O. Davignon , A. De Wit , G. Falmagne , B.A. Fontana Santos Alves , S. Ghosh , A. Gilbert , R. Granier de Cassagnac , A. Hakimi , B. Harikrishnan , L. Kalipoliti , G. Liu , J. Motta , M. Nguyen , C. Ochando , L. Portales , R. Salerno , J.B. Sauvan , Y. Sirois , A. Tarabini , E. Vernazza , A. Zabi , A. Zghiche **Université de Strasbourg, CNRS, IPHC UMR 7178, Strasbourg, France**J.-L. Agram²² , J. Andrea , D. Apparú , D. Bloch , J.-M. Brom , E.C. Chabert , C. Collard , S. Falke , U. Goerlach , C. Grimault, R. Haeberle , A.-C. Le Bihan , M. Meena , G. Saha , M.A. Sessini , P. Van Hove **Institut de Physique des 2 Infinis de Lyon (IP2I), Villeurbanne, France**S. Beauceron , B. Blancon , G. Boudoul , N. Chanon , J. Choi , D. Contardo , P. Depasse , C. Dozen²³ , H. El Mamouni, J. Fay , S. Gascon , M. Gouzevitch , C. Greenberg, G. Grenier , B. Ille , I.B. Laktineh, M. Lethuillier , L. Mirabito, S. Perries, A. Purohit , M. Vander Donckt , P. Verdier , J. Xiao **Georgian Technical University, Tbilisi, Georgia**I. Lomidze , T. Toriashvili²⁴ , Z. Tsamalaidze¹⁷ 

RWTH Aachen University, I. Physikalisches Institut, Aachen, Germany

V. Botta , L. Feld , K. Klein , M. Lipinski , D. Meuser , A. Pauls , N. Röwert ,
M. Teroerde 

RWTH Aachen University, III. Physikalisches Institut A, Aachen, Germany

S. Diekmann , A. Dodonova , N. Eich , D. Eliseev , F. Engelke , M. Erdmann ,
P. Fackeldey , B. Fischer , T. Hebbeker , K. Hoepfner , F. Ivone , A. Jung ,
M.y. Lee , L. Mastrolorenzo, F. Mausolf , M. Merschmeyer , A. Meyer , S. Mukherjee ,
D. Noll , A. Novak , F. Nowotny, A. Pozdnyakov , Y. Rath, W. Redjeb , F. Rehm,
H. Reithler , U. Sarkar , V. Sarkisovi , A. Schmidt , A. Sharma , J.L. Spah , A. Stein ,
F. Torres Da Silva De Araujo²⁵ , L. Vigilante, S. Wiedenbeck , S. Zaleski









































RWTH Aachen University, III. Physikalisches Institut B, Aachen, Germany

C. Dziwok , G. Flügge , W. Haj Ahmad²⁶ , T. Kress , A. Nowack , O. Pooth ,
A. Stahl , T. Ziemons , A. Zotz 

Deutsches Elektronen-Synchrotron, Hamburg, Germany

H. Aarup Petersen , M. Aldaya Martin , J. Alimena , S. Amoroso, Y. An , S. Baxter ,
M. Bayatmakou , H. Becerril Gonzalez , O. Behnke , A. Belvedere , S. Bhattacharya ,
F. Blekman²⁷ , K. Borras²⁸ , D. Brunner , A. Campbell , A. Cardini , C. Cheng,
F. Colombina , S. Consuegra Rodríguez , G. Correia Silva , M. De Silva , G. Eckerlin,
D. Eckstein , L.I. Estevez Banos , O. Filatov , E. Gallo²⁷ , A. Geiser , A. Giraldi ,
G. Greau, V. Guglielmi , M. Guthoff , A. Hinzmann , A. Jafari²⁹ , L. Jeppe ,
N.Z. Jomhari , B. Kaech , M. Kasemann , H. Kaveh , C. Kleinwort , R. Kogler ,
M. Komm , D. Krücker , W. Lange, D. Leyva Pernia , K. Lipka³⁰ , W. Lohmann³¹ ,
R. Mankel , I.-A. Melzer-Pellmann , M. Mendizabal Morentin , J. Metwally, A.B. Meyer ,
G. Milella , A. Mussgiller , L.P. Nair , A. Nürnberg , Y. Otariid, J. Park ,
D. Pérez Adán , E. Ranken , A. Raspereza , B. Ribeiro Lopes , J. Rübenach, A. Saggio ,
M. Scham^{32,28} , S. Schnake²⁸ , P. Schütze , C. Schwanenberger²⁷ , D. Selivanova ,
M. Shchedrolosiev , R.E. Sosa Ricardo , D. Stafford, F. Vazzoler , A. Ventura Barroso ,
R. Walsh , Q. Wang , Y. Wen , K. Wichmann, L. Wiens²⁸ , C. Wissing , Y. Yang ,
A. Zimmermann Castro Santos 

University of Hamburg, Hamburg, Germany

A. Albrecht , S. Albrecht , M. Antonello , S. Bein , L. Benato , M. Bonanomi ,
P. Connor , M. Eich, K. El Morabit , Y. Fischer , A. Fröhlich, C. Garbers , E. Garutti ,
A. Grohsjean , M. Hajheidari, J. Haller , H.R. Jabusch , G. Kasieczka , P. Keicher,
R. Klanner , W. Korcari , T. Kramer , V. Kutzner , F. Labe , J. Lange , A. Lobanov ,
C. Matthies , A. Mehta , L. Moureaux , M. Mrowietz, A. Nigamova , Y. Nissan,
A. Paasch , K.J. Pena Rodriguez , T. Quadfasel , B. Raciti , M. Rieger , D. Savoiu ,
J. Schindler , P. Schleper , M. Schröder , J. Schwandt , M. Sommerhalder , H. Stadie ,
G. Steinbrück , A. Tews, M. Wolf 

Karlsruher Institut fuer Technologie, Karlsruhe, Germany

S. Brommer , M. Burkart, E. Butz , T. Chwalek , A. Dierlamm , A. Droll, N. Fal-
termann , M. Giffels , A. Gottmann , F. Hartmann³³ , R. Hofsaess , M. Horzela ,
U. Husemann , J. Kieseler , M. Klute , R. Koppenhöfer , J.M. Lawhorn , M. Link,
A. Lintuluoto , S. Maier , S. Mitra , M. Mormile , Th. Müller , M. Neukum,
M. Oh , M. Presilla , G. Quast , K. Rabbertz , B. Regnery , N. Shadskiy ,
I. Shvetsov , H.J. Simonis , M. Toms³⁴ , N. Trevisani , R. Ulrich , J. van der Linden ,
R.F. Von Cube , M. Wassmer , S. Wieland , F. Wittig, R. Wolf , S. Wunsch, X. Zuo 



Institute of Nuclear and Particle Physics (INPP), NCSR Demokritos, Aghia Paraskevi, Greece

G. Anagnostou, G. Daskalakis , A. Kyriakis, A. Papadopoulos³³, A. Stakia 







National and Kapodistrian University of Athens, Athens, Greece

P. Kontaxakis , G. Melachroinos, A. Panagiotou, I. Papavergou , I. Paraskevas , N. Saoulidou , K. Theofilatos , E. Tziaferi , K. Vellidis , I. Zisopoulos 






National Technical University of Athens, Athens, Greece

G. Bakas , T. Chatzistavrou, G. Karapostoli , K. Kousouris , I. Papakrivopoulos , E. Siamarkou, G. Tsipolitis, A. Zacharopoulou

University of Ioánnina, Ioánnina, Greece

K. Adamidis, I. Bestintzanos, I. Evangelou , C. Foudas, P. Gianneios , C. Kamtsikis, P. Katsoulis, P. Kokkas , P.G. Kosmoglou Kioseoglou , N. Manthos , I. Papadopoulos , J. Strologas 



HUN-REN Wigner Research Centre for Physics, Budapest, Hungary

M. Bartók³⁵ , C. Hajdu , D. Horvath^{36,37} , F. Sikler , V. Veszpremi 

MTA-ELTE Lendület CMS Particle and Nuclear Physics Group, Eötvös Loránd University, Budapest, Hungary

M. Csanád , K. Farkas , M.M.A. Gadallah³⁸ , Á. Kadlecik , P. Major , K. Mandal , G. Pásztor , A.J. Rádl³⁹ , G.I. Veres 




Faculty of Informatics, University of Debrecen, Debrecen, Hungary

P. Raics, B. Ujvari , G. Zilizi 















Institute of Nuclear Research ATOMKI, Debrecen, Hungary

G. Bencze, S. Czellar, J. Karancsi³⁵ , J. Molnar, Z. Szillasi

Karoly Robert Campus, MATE Institute of Technology, Gyongyos, Hungary

T. Csorgo³⁹ , F. Nemes³⁹ , T. Novak 

Panjab University, Chandigarh, India

J. Babbar , S. Bansal , S.B. Beri, V. Bhatnagar , G. Chaudhary , S. Chauhan , N. Dhingra⁴⁰ , A. Kaur , A. Kaur , H. Kaur , M. Kaur , S. Kumar , K. Sandeep , T. Sheokand, J.B. Singh , A. Singla 















University of Delhi, Delhi, India

A. Ahmed , A. Bhardwaj , A. Chhetri , B.C. Choudhary , A. Kumar , A. Kumar , M. Naimuddin , K. Ranjan , S. Saumya 



Saha Institute of Nuclear Physics, HBNI, Kolkata, India

S. Baradia , S. Barman⁴¹ , S. Bhattacharya , S. Dutta , S. Dutta, P. Palit , S. Sarkar






Indian Institute of Technology Madras, Madras, India






M.M. Ameen , P.K. Behera , S.C. Behera , S. Chatterjee , P. Jana , P. Kalbhor , J.R. Komaragiri⁴² , D. Kumar⁴² , L. Panwar⁴² , P.R. Pujahari , N.R. Saha , A. Sharma , A.K. Sikdar , S. Verma 

Tata Institute of Fundamental Research-A, Mumbai, India







S. Dugad, M. Kumar , G.B. Mohanty , P. Suryadevara

Tata Institute of Fundamental Research-B, Mumbai, India









A. Bala , S. Banerjee , R.M. Chatterjee, M. Guchait , Sh. Jain , S. Karmakar 

S. Kumar , G. Majumder , K. Mazumdar , S. Parolia , A. Thachayath 




National Institute of Science Education and Research, An OCC of Homi Bhabha National Institute, Bhubaneswar, Odisha, India

S. Bahinipati⁴³ , A.K. Das , C. Kar , D. Maity⁴⁴ , P. Mal , T. Mishra , V.K. Muraleedharan Nair Bindhu⁴⁴ , K. Naskar⁴⁴ , A. Nayak⁴⁴ , P. Sadangi , P. Saha , S.K. Swain , S. Varghese⁴⁴ , D. Vats⁴⁴ 

Indian Institute of Science Education and Research (IISER), Pune, India

S. Acharya⁴⁵ , A. Alpana , S. Dube , B. Gomber⁴⁵ , B. Kansal , A. Laha , B. Sahu⁴⁵ , S. Sharma 


Isfahan University of Technology, Isfahan, Iran

H. Bakhshiansohi⁴⁶ , E. Khazaie⁴⁷ , M. Zeinali⁴⁸ 

































Institute for Research in Fundamental Sciences (IPM), Tehran, Iran

S. Chenarani⁴⁹ , S.M. Etesami , M. Khakzad , M. Mohammadi Najafabadi 




























University College Dublin, Dublin, Ireland

M. Grunewald 

INFN Sezione di Bari^a, Università di Bari^b, Politecnico di Bari^c, Bari, Italy

M. Abbrescia^{a,b} , R. Aly^{a,c,50} , A. Colaleo^{a,b} , D. Creanza^{a,c} , B. D'Anzi^{a,b} , N. De Filippis^{a,c} , M. De Palma^{a,b} , A. Di Florio^{a,c} , W. Elmetenawee^{a,b,50} , L. Fiore^a , G. Iaselli^{a,c} , M. Louka^{a,b} , G. Maggi^{a,c} , M. Maggi^a , I. Margjeka^{a,b} , V. Mastrapasqua^{a,b} , S. My^{a,b} , S. Nuzzo^{a,b} , A. Pellecchia^{a,b} , A. Pompili^{a,b} , G. Pugliese^{a,c} , R. Radogna^a , G. Ramirez-Sanchez^{a,c} , D. Ramos^a , A. Ranieri^a , L. Silvestris^a , F.M. Simone^{a,b} , Ü. Sözbilir^a , A. Stamerra^a , R. Venditti^a , P. Verwilligen^a , A. Zaza^{a,b} 




















INFN Sezione di Bologna^a, Università di Bologna^b, Bologna, Italy

G. Abbiendi^a , C. Battilana^{a,b} , D. Bonacorsi^{a,b} , L. Borgonovi^a , P. Capiluppi^{a,b} , A. Castro^{a,b} , F.R. Cavallo^a , M. Cuffiani^{a,b} , G.M. Dallavalle^a , T. Diotallevi^{a,b} , F. Fabbri^a , A. Fanfani^{a,b} , D. Fasanella^{a,b} , P. Giacomelli^a , L. Giommi^{a,b} , C. Grandi^a , L. Guiducci^{a,b} , S. Lo Meo^{a,51} , L. Lunerti^{a,b} , S. Marcellini^a , G. Masetti^a , F.L. Navarria^{a,b} , A. Perrotta^a , F. Primavera^{a,b} , A.M. Rossi^{a,b} , T. Rovelli^{a,b} , G.P. Siroli^{a,b} 

INFN Sezione di Catania^a, Università di Catania^b, Catania, Italy

S. Costa^{a,b,52} , A. Di Mattia^a , R. Potenza^{a,b} , A. Tricomi^{a,b,52} , C. Tuve^{a,b} 

INFN Sezione di Firenze^a, Università di Firenze^b, Firenze, Italy

P. Assiouras^a , G. Barbagli^a , G. Bardelli^{a,b} , B. Camaiani^{a,b} , A. Cassese^a , R. Ceccarelli^a , V. Ciulli^{a,b} , C. Civinini^a , R. D'Alessandro^{a,b} , E. Focardi^{a,b} , T. Kello^a , G. Latino^{a,b} , P. Lenzi^{a,b} , M. Lizzo^a , M. Meschini^a , S. Paoletti^a , A. Papanastassiou^{a,b} , G. Sguazzoni^a , L. Viliani^a 






INFN Laboratori Nazionali di Frascati, Frascati, Italy



















L. Benussi , S. Bianco , S. Meola⁵³ , D. Piccolo 

INFN Sezione di Genova^a, Università di Genova^b, Genova, Italy











P. Chatagnon^a , F. Ferro^a , E. Robutti^a , S. Tosi^{a,b} 

INFN Sezione di Milano-Bicocca^a, Università di Milano-Bicocca^b, Milano, Italy




























A. Benaglia^a , G. Boldrini^{a,b} , F. Brivio^a , F. Cetorelli^a , F. De Guio^{a,b} 

M.E. Dinardo^{a,b} , P. Dini^a , S. Gennai^a , R. Gerosa^{a,b} , A. Ghezzi^{a,b} , P. Govoni^{a,b} , L. Guzzi^a , M.T. Lucchini^{a,b} , M. Malberti^a , S. Malvezzi^a , A. Massironi^a , D. Menasce^a , L. Moroni^a , M. Paganoni^{a,b} , D. Pedrini^a , B.S. Pinolini^a, S. Ragazzi^{a,b} , T. Tabarelli de Fatis^{a,b} , D. Zuolo^a 












INFN Sezione di Napoli^a, Università di Napoli 'Federico II'^b, Napoli, Italy; Università della Basilicata^c, Potenza, Italy; Scuola Superiore Meridionale (SSM)^d, Napoli, Italy

S. Buontempo^a , A. Cagnotta^{a,b} , F. Carnevali^{a,b}, N. Cavallo^{a,c} , A. De Iorio^{a,b} , F. Fabozzi^{a,c} , A.O.M. Iorio^{a,b} , L. Lista^{a,b,54} , P. Paolucci^{a,33} , B. Rossi^a , C. Sciacca^{a,b} 













INFN Sezione di Padova^a, Università di Padova^b, Padova, Italy; Università di Trento^c, Trento, Italy

R. Ardino^a , P. Azzi^a , N. Bacchetta^{a,55} , M. Biasotto^{a,56} , P. Bortignon^a , A. Bragagnolo^{a,b} , R. Carlin^{a,b} , P. Checchia^a , T. Dorigo^a , F. Gasparini^{a,b} , U. Gasparini^{a,b} , G. Grosso^a, E. Lusiani^a , M. Margoni^{a,b} , A.T. Meneguzzo^{a,b} , M. Migliorini^{a,b} , J. Pazzini^{a,b} , P. Ronchese^{a,b} , R. Rossin^{a,b} , F. Simonetto^{a,b} , G. Strong^a , M. Tosi^{a,b} , A. Triossi^{a,b} , S. Ventura^a , H. Yarar^{a,b}, M. Zanetti^{a,b} , P. Zotto^{a,b} , A. Zucchetta^{a,b} , G. Zumerle^{a,b} 































INFN Sezione di Pavia^a, Università di Pavia^b, Pavia, Italy

S. Abu Zeid^{a,57} , C. Aimè^{a,b} , A. Braghieri^a , S. Calzaferri^a , D. Fiorina^a , P. Montagna^{a,b} , V. Re^a , C. Riccardi^{a,b} , P. Salvini^a , I. Vai^{a,b} , P. Vitulo^{a,b} 




















INFN Sezione di Perugia^a, Università di Perugia^b, Perugia, Italy

S. Ajmal^{a,b} , P. Asenov^{a,58} , G.M. Bilei^a , D. Ciangottini^{a,b} , L. Fanò^{a,b} , M. Magherini^{a,b} , G. Mantovani^{a,b}, V. Mariani^{a,b} , M. Menichelli^a , F. Moscatelli^{a,58} , A. Rossi^{a,b} , A. Santocchia^{a,b} , D. Spiga^a , T. Tedeschi^{a,b} 






































INFN Sezione di Pisa^a, Università di Pisa^b, Scuola Normale Superiore di Pisa^c, Pisa, Italy; Università di Siena^d, Siena, Italy

P. Azzurri^a , G. Bagliesi^a , R. Bhattacharya^a , L. Bianchini^{a,b} , T. Boccali^a , E. Bossini^a , D. Bruschini^{a,c} , R. Castaldi^a , M.A. Ciocci^{a,b} , M. Cipriani^{a,b} , V. D'Amante^{a,d} , R. Dell'Orso^a , S. Donato^a , A. Giassi^a , F. Ligabue^{a,c} , D. Matos Figueiredo^a , A. Messineo^{a,b} , M. Musich^{a,b} , F. Palla^a , A. Rizzi^{a,b} , G. Rolandi^{a,c} , S. Roy Chowdhury^a , T. Sarkar^a , A. Scribano^a , P. Spagnolo^a , R. Tenchini^a , G. Tonelli^{a,b} , N. Turini^{a,d} , A. Venturi^a , P.G. Verdini^a 







INFN Sezione di Roma^a, Sapienza Università di Roma^b, Roma, Italy

P. Barria^a , M. Campana^{a,b} , F. Cavallari^a , L. Cunqueiro Mendez^{a,b} , D. Del Re^{a,b} , E. Di Marco^a , M. Diemoz^a , F. Errico^{a,b} , E. Longo^{a,b} , P. Meridiani^a , J. Mijuskovic^{a,b} , G. Organtini^{a,b} , F. Pandolfi^a , R. Paramatti^{a,b} , C. Quaranta^{a,b} , S. Rahatlou^{a,b} , C. Rovelli^a , F. Santanastasio^{a,b} , L. Soffi^a 











INFN Sezione di Torino^a, Università di Torino^b, Torino, Italy; Università del Piemonte Orientale^c, Novara, Italy

N. Amapane^{a,b} , R. Arcidiacono^{a,c} , S. Argiro^{a,b} , M. Arneodo^{a,c} , N. Bartosik^a , R. Bellan^{a,b} , A. Bellora^{a,b} , C. Biino^a , N. Cartiglia^a , M. Costa^{a,b} , R. Covarelli^{a,b} , N. Demaria^a , L. Finco^a , M. Grippo^{a,b} , B. Kiani^{a,b} , F. Legger^a , F. Luongo^{a,b} , C. Mariotti^a , S. Maselli^a , A. Mecca^{a,b} , E. Migliore^{a,b} , M. Monteno^a , R. Mulargia^a , M.M. Obertino^{a,b} , G. Ortona^a , L. Pacher^{a,b} , N. Pastrone^a , M. Pelliccioni^a , M. Ruspa^{a,c} , F. Siviero^{a,b} , V. Sola^{a,b} , A. Solano^{a,b} , A. Staiano^a , C. Tarricone^{a,b} , D. Trocino^a , G. Umoret^{a,b} , E. Vlasov^{a,b} 

INFN Sezione di Trieste^a, Università di Trieste^b, Trieste, Italy

S. Belforte^a , V. Candelise^{a,b} , M. Casarsa^a , F. Cossutti^a , K. De Leo^{a,b} ,
G. Della Ricca^{a,b} 


Kyungpook National University, Daegu, Korea

S. Dogra , J. Hong , C. Huh , B. Kim , D.H. Kim , J. Kim, H. Lee, S.W. Lee ,
C.S. Moon , Y.D. Oh , M.S. Ryu , S. Sekmen , Y.C. Yang 

Department of Mathematics and Physics - GWNNU, Gangneung, Korea

M.S. Kim 

Chonnam National University, Institute for Universe and Elementary Particles, Kwangju, Korea

G. Bak , P. Gwak , H. Kim , D.H. Moon 

Hanyang University, Seoul, Korea

E. Asilar , D. Kim , T.J. Kim , J.A. Merlin

Korea University, Seoul, Korea

S. Choi , S. Han, B. Hong , K. Lee, K.S. Lee , S. Lee , J. Park, S.K. Park, J. Yoo 

Kyung Hee University, Department of Physics, Seoul, Korea

J. Goh , S. Yang 








Sejong University, Seoul, Korea

H. S. Kim , Y. Kim, S. Lee

Seoul National University, Seoul, Korea

J. Almond, J.H. Bhyun, J. Choi , W. Jun , J. Kim , J.S. Kim, S. Ko , H. Kwon , H. Lee ,
J. Lee , J. Lee , B.H. Oh , S.B. Oh , H. Seo , U.K. Yang, I. Yoon 

University of Seoul, Seoul, Korea

W. Jang , D.Y. Kang, Y. Kang , S. Kim , B. Ko, J.S.H. Lee , Y. Lee , I.C. Park , Y. Roh,
I.J. Watson 

Yonsei University, Department of Physics, Seoul, Korea

S. Ha , H.D. Yoo 

Sungkyunkwan University, Suwon, Korea

M. Choi , M.R. Kim , H. Lee, Y. Lee , I. Yu 


**College of Engineering and Technology, American University of the Middle East (AUM),
Dasman, Kuwait**

T. Beyrouthy, Y. Maghrbi 

Riga Technical University, Riga, Latvia

K. Dreimanis , A. Gaile , G. Pikurs, A. Potrebko , M. Seidel , V. Veckalns⁵⁹ 

University of Latvia (LU), Riga, Latvia

N.R. Strautnieks 

Vilnius University, Vilnius, Lithuania

M. Ambrozas , A. Juodagalvis , A. Rinkevicius , G. Tamulaitis 

National Centre for Particle Physics, Universiti Malaya, Kuala Lumpur, Malaysia

N. Bin Norjoharuddeen , I. Yusuff⁶⁰ , Z. Zolkapli

Universidad de Sonora (UNISON), Hermosillo, Mexico

J.F. Benitez , A. Castaneda Hernandez , H.A. Encinas Acosta, L.G. Gallegos Maríñez, M. León Coello , J.A. Murillo Quijada , A. Sehrawat , L. Valencia Palomo 




Centro de Investigacion y de Estudios Avanzados del IPN, Mexico City, Mexico

G. Ayala , H. Castilla-Valdez , E. De La Cruz-Burelo , I. Heredia-De La Cruz⁶¹ , R. Lopez-Fernandez , C.A. Mondragon Herrera, A. Sánchez Hernández 


Universidad Iberoamericana, Mexico City, Mexico

C. Oropeza Barrera , M. Ramírez García 


Benemerita Universidad Autonoma de Puebla, Puebla, Mexico

I. Bautista , I. Pedraza , H.A. Salazar Ibarguen , C. Uribe Estrada 

University of Montenegro, Podgorica, Montenegro

I. Bubanja, N. Raicevic 

University of Canterbury, Christchurch, New Zealand

P.H. Butler 








National Centre for Physics, Quaid-I-Azam University, Islamabad, Pakistan

A. Ahmad , M.I. Asghar, A. Awais , M.I.M. Awan, H.R. Hoorani , W.A. Khan 







AGH University of Krakow, Faculty of Computer Science, Electronics and Telecommunications, Krakow, Poland

V. Avati, L. Grzanka , M. Malawski 

National Centre for Nuclear Research, Swierk, Poland

H. Bialkowska , M. Bluj , B. Boimska , M. Górski , M. Kazana , M. Szeleper , P. Zalewski 

















Institute of Experimental Physics, Faculty of Physics, University of Warsaw, Warsaw, Poland

K. Bunkowski , K. Doroba , A. Kalinowski , M. Konecki , J. Krolikowski , A. Muhammad 



Warsaw University of Technology, Warsaw, Poland

K. Pozniak , W. Zabolotny 

Laboratório de Instrumentação e Física Experimental de Partículas, Lisboa, Portugal

M. Araujo , D. Bastos , C. Beirão Da Cruz E Silva , A. Boletti , M. Bozzo , T. Camporesi , G. Da Molin , P. Faccioli , M. Gallinaro , J. Hollar , N. Leonardo , T. Niknejad , A. Petrilli , M. Pisano , J. Seixas , J. Varela , J.W. Wulff



























Faculty of Physics, University of Belgrade, Belgrade, Serbia

P. Adzic , P. Milenovic 

VINCA Institute of Nuclear Sciences, University of Belgrade, Belgrade, Serbia

M. Dordevic , J. Milosevic , V. Rekovic

Centro de Investigaciones Energéticas Medioambientales y Tecnológicas (CIEMAT), Madrid, Spain














M. Aguilar-Benitez, J. Alcaraz Maestre , Cristina F. Bedoya , M. Cepeda , M. Cerrada , N. Colino , B. De La Cruz , A. Delgado Peris , A. Escalante Del Valle , D. Fernández Del Val , J.P. Fernández Ramos , J. Flix , M.C. Fouz , O. Gonzalez Lopez , S. Goy Lopez , J.M. Hernandez , M.I. Josa , D. Moran , C. M. Morcillo Perez , Á. Navarro Tobar , C. Perez Dengra , A. Pérez-Calero Yzquierdo , J. Puerta Pelayo , I. Redondo , D.D. Redondo Ferrero , L. Romero, S. Sánchez Navas , L. Urda Gómez 

J. Vazquez Escobar , C. Willmott



















Universidad Autónoma de Madrid, Madrid, Spain

J.F. de Trocóniz 

Universidad de Oviedo, Instituto Universitario de Ciencias y Tecnologías Espaciales de Asturias (ICTEA), Oviedo, Spain

B. Alvarez Gonzalez , J. Cuevas , J. Fernandez Menendez , S. Folgueras , I. Gonzalez Caballero , J.R. González Fernández , E. Palencia Cortezon , C. Ramón Álvarez , V. Rodríguez Bouza , A. Soto Rodríguez , A. Trapote , C. Vico Villalba , P. Vischia 




Instituto de Física de Cantabria (IFCA), CSIC-Universidad de Cantabria, Santander, Spain

S. Bhowmik , S. Blanco Fernández , J.A. Brochero Cifuentes , I.J. Cabrillo , A. Calderon , J. Duarte Campderros , M. Fernandez , G. Gomez , C. Lasasoa García , C. Martinez Rivero , P. Martinez Ruiz del Arbol , F. Matorras , P. Matorras Cuevas , E. Navarrete Ramos , J. Piedra Gomez , L. Scodellaro , I. Vila , J.M. Vizan Garcia 

University of Colombo, Colombo, Sri Lanka

M.K. Jayananda , B. Kailasapathy⁶² , D.U.J. Sonnadara , D.D.C. Wickramarathna 













University of Ruhuna, Department of Physics, Matara, Sri Lanka

W.G.D. Dharmaratna⁶³ , K. Liyanage , N. Perera , N. Wickramage 





































CERN, European Organization for Nuclear Research, Geneva, Switzerland

D. Abbaneo , C. Amendola , E. Auffray , G. Auzinger , J. Baechler, D. Barney , A. Bermúdez Martínez , M. Bianco , B. Bilin , A.A. Bin Anuar , A. Bocci , E. Brondolin , C. Caillol , G. Cerminara , N. Chernyavskaya , D. d'Enterria , A. Dabrowski , A. David , A. De Roeck , M.M. Defranchis , M. Deile , M. Dobson , F. Fallavollita⁶⁴, L. Forthomme , G. Franzoni , W. Funk , S. Giani, D. Gigi, K. Gill , F. Glege , L. Gouskos , M. Haranko , J. Hegeman , B. Huber, V. Innocente , T. James , P. Janot , S. Laurila , P. Lecoq , E. Leutgeb , C. Lourenço , B. Maier , L. Malgeri , M. Mannelli , A.C. Marini , M. Matthewman, F. Meijers , S. Mersi , E. Meschi , V. Milosevic , F. Monti , F. Moortgat , M. Mulders , I. Neutelings , S. Orfanelli, F. Pantaleo , G. Petrucciani , A. Pfeiffer , M. Pierini , D. Piparo , H. Qu , D. Rabadý , G. Reales Gutiérrez, M. Rovere , H. Sakulin , S. Scarfi , C. Schwick, M. Selvaggi , A. Sharma , K. Shchelina , P. Silva , P. Sphicas⁶⁵ , A.G. Stahl Leitner , A. Steen , S. Summers , D. Treille , P. Tropea , A. Tsiros, D. Walter , J. Wanczyk⁶⁶ , S. Wuchterl , P. Zehetner , P. Zejdl , W.D. Zeuner









Paul Scherrer Institut, Villigen, Switzerland

T. Bevilacqua⁶⁷ , L. Caminada⁶⁷ , A. Ebrahimi , W. Erdmann , R. Horisberger , Q. Ingram , H.C. Kaestli , D. Kotlinski , C. Lange , M. Missiroli⁶⁷ , L. Noehte⁶⁷ , T. Rohe 




ETH Zurich - Institute for Particle Physics and Astrophysics (IPA), Zurich, Switzerland

T.K. Aarrestad , K. Androsova⁶⁶ , M. Backhaus , A. Calandri , C. Cazzaniga , K. Datta , A. De Cosa , G. Dissertori , M. Dittmar, M. Donegà , F. Eble , M. Galli , K. Gedia , F. Glessgen , C. Grab , D. Hits , W. Lustermann , A.-M. Lyon , R.A. Manzoni , M. Marchegiani , L. Marchese , C. Martin Perez , A. Mascellani⁶⁶ , F. Nessi-Tedaldi , F. Pauss , V. Perovic , S. Pigazzini , M. Reichmann , C. Reissel , T. Reitenspiess , B. Ristic , F. Riti , D. Ruini, D.A. Sanz Becerra , R. Seidita , J. Steggemann⁶⁶ , D. Valsecchi , R. Wallny 






Universität Zürich, Zurich, Switzerland

C. Amsler⁶⁸ , P. Bärtschi , C. Botta , D. Brzhechko, M.F. Canelli , K. Cormier , R. Del Burgo, J.K. Heikkilä , M. Huwiler , W. Jin , A. Jofrehei , B. Kilminster , S. Leontsinis , S.P. Liechti , A. Macchiolo , P. Meiring , V.M. Mikuni , U. Molinatti , A. Reimers , P. Robmann, S. Sanchez Cruz , K. Schweiger , M. Senger , Y. Takahashi , R. Tramontano



National Central University, Chung-Li, Taiwan

C. Adloff⁶⁹, D. Bhowmik, C.M. Kuo, W. Lin, P.K. Rout , P.C. Tiwari⁴² , S.S. Yu 







National Taiwan University (NTU), Taipei, Taiwan

L. Ceard, Y. Chao , K.F. Chen , P.s. Chen, Z.g. Chen, W.-S. Hou , T.h. Hsu, Y.w. Kao, R. Khurana, G. Kole , Y.y. Li , R.-S. Lu , E. Paganis , X.f. Su , J. Thomas-Wilsker , L.s. Tsai, H.y. Wu, E. Yazgan


High Energy Physics Research Unit, Department of Physics, Faculty of Science, Chulalongkorn University, Bangkok, Thailand

C. Asawatrangkuldee , N. Srimanobhas , V. Wachirapusanand 

Çukurova University, Physics Department, Science and Art Faculty, Adana, Turkey

D. Agyel , F. Boran , Z.S. Demiroglu , F. Dolek , I. Dumanoglu⁷⁰ , E. Eskut , Y. Guler⁷¹ , E. Gurpınar Guler⁷¹ , C. Isik , O. Kara, A. Kayis Topaksu , U. Kiminsu , G. Onengut , K. Ozdemir⁷² , A. Polatoz , B. Tali⁷³ , U.G. Tok , S. Turkcapar , E. Uslan , I.S. Zorbakir

Middle East Technical University, Physics Department, Ankara, Turkey

M. Yalvac⁷⁴ 

Bogazici University, Istanbul, Turkey

B. Akgun , I.O. Atakisi , E. Gülmez , M. Kaya⁷⁵ , O. Kaya⁷⁶ , S. Tekten⁷⁷ 

Istanbul Technical University, Istanbul, Turkey

A. Cakir , K. Cankocak^{70,78} , Y. Komurcu , S. Sen⁷⁹ 

Istanbul University, Istanbul, Turkey

O. Aydilek , S. Cerci⁷³ , V. Epshteyn , B. Hacisahinoglu , I. Hos⁸⁰ , B. Kaynak , S. Ozkorucuklu , O. Potok , H. Sert , C. Simsek , D. Sunar Cerci⁷³ , C. Zorbilmez

Yildiz Technical University, Istanbul, Turkey

B. Isildak⁸¹ 








Institute for Scintillation Materials of National Academy of Science of Ukraine, Kharkiv, Ukraine

A. Boyaryntsev , B. Grynyov 








National Science Centre, Kharkiv Institute of Physics and Technology, Kharkiv, Ukraine

L. Levchuk 

University of Bristol, Bristol, United Kingdom



































D. Anthony , J.J. Brooke , A. Bundock , F. Bury , E. Clement , D. Cussans , H. Flacher , M. Glowacki, J. Goldstein , H.F. Heath , L. Kreczko , S. Paramesvaran , S. Seif El Nasr-Storey, V.J. Smith , N. Stylianou⁸² , K. Walkingshaw Pass, R. White

Rutherford Appleton Laboratory, Didcot, United Kingdom




A.H. Ball, K.W. Bell , A. Belyaev⁸³ , C. Brew , R.M. Brown , D.J.A. Cockerill , C. Cooke , K.V. Ellis, K. Harder , S. Harper , M.-L. Holmberg⁸⁴ , J. Linacre , K. Manolopoulos, D.M. Newbold , E. Olaiya, D. Petyt , T. Reis , G. Salvi , T. Schuh,

C.H. Shepherd-Themistocleous , I.R. Tomalin , T. Williams 













Imperial College, London, United Kingdom

R. Bainbridge , P. Bloch , C.E. Brown , O. Buchmuller, V. Cacchio, C.A. Carrillo Montoya , G.S. Chahal⁸⁵ , D. Colling , J.S. Dancu, I. Das , P. Dauncey , G. Davies , J. Davies, M. Della Negra , S. Fayer, G. Fedi , G. Hall , M.H. Hassanshahi , A. Howard, G. Iles , M. Knight , J. Langford , J. León Holgado , L. Lyons , A.-M. Magnan , S. Malik, A. Martelli , M. Mieskolainen , J. Nash⁸⁶ , M. Pesaresi , B.C. Radburn-Smith , A. Richards, A. Rose , C. Seez , R. Shukla , A. Tapper , K. Uchida , G.P. Uttley , L.H. Vage, T. Virdee³³ , M. Vojinovic , N. Wardle , D. Winterbottom 






Brunel University, Uxbridge, United Kingdom

K. Coldham, J.E. Cole , A. Khan, P. Kyberd , I.D. Reid 


Baylor University, Waco, Texas, USA

S. Abdullin , A. Brinkerhoff , B. Caraway , J. Dittmann , K. Hatakeyama , J. Hiltbrand , A.R. Kanuganti , B. McMaster , M. Saunders , S. Sawant , C. Sutantawibul , J. Wilson 






















Catholic University of America, Washington, DC, USA

R. Bartek , A. Dominguez , C. Huerta Escamilla, A.E. Simsek , R. Uniyal , A.M. Vargas Hernandez 


















The University of Alabama, Tuscaloosa, Alabama, USA

R. Chudasama , S.I. Cooper , S.V. Gleyzer , C.U. Perez , P. Rumerio⁸⁷ , E. Usai , R. Yi 



















Boston University, Boston, Massachusetts, USA

A. Akpinar , A. Albert , D. Arcaro , C. Cosby , Z. Demiragli , C. Erice , C. Fangmeier , C. Fernandez Madrazo , E. Fontanesi , D. Gastler , F. Golf , S. Jeon , I. Reed , J. Rohlf , K. Salyer , D. Sperka , D. Spitzbart , I. Suarez , A. Tsatsos , S. Yuan , A.G. Zecchinelli 

Brown University, Providence, Rhode Island, USA

G. Benelli , X. Coubez²⁸, D. Cutts , M. Hadley , U. Heintz , J.M. Hogan⁸⁸ , T. Kwon , G. Landsberg , K.T. Lau , D. Li , J. Luo , S. Mondal , M. Narain[†] , N. Pervan , S. Sagir⁸⁹ , F. Simpson , M. Stamenkovic , W.Y. Wong, X. Yan , W. Zhang






University of California, Davis, Davis, California, USA

S. Abbott , J. Bonilla , C. Brainerd , R. Breedon , M. Calderon De La Barca Sanchez , M. Chertok , M. Citron , J. Conway , P.T. Cox , R. Erbacher , F. Jensen , O. Kukral , G. Mocellin , M. Mulhearn , D. Pellett , W. Wei , Y. Yao , F. Zhang 
























University of California, Los Angeles, California, USA

M. Bachtis , R. Cousins , A. Datta , G. Flores Avila, J. Hauser , M. Ignatenko , M.A. Iqbal , T. Lam , E. Manca , A. Nunez Del Prado, D. Saltzberg , V. Valuev 



















University of California, Riverside, Riverside, California, USA

R. Clare , J.W. Gary , M. Gordon, G. Hanson , W. Si , S. Wimpenny[†] 











University of California, San Diego, La Jolla, California, USA

J.G. Branson , S. Cittolin , S. Cooperstein , D. Diaz , J. Duarte , L. Giannini , J. Guiang , R. Kansal , V. Krutelyov , R. Lee , J. Letts , M. Masciovecchio , F. Mokhtar , S. Mukherjee , M. Pieri , M. Quinnan , B.V. Sathia Narayanan , V. Sharma , M. Tadel , E. Vourliotis , F. Würthwein , Y. Xiang , A. Yagil 
















University of California, Santa Barbara - Department of Physics, Santa Barbara, California, USA

A. Barzdukas , L. Brennan , C. Campagnari , A. Dorsett , J. Incandela , J. Kim , A.J. Li , P. Masterson , H. Mei , M. Oshiro , J. Richman , U. Sarica , R. Schmitz , F. Setti , J. Sheplock , D. Stuart , T.Á. Vámi , S. Wang 















California Institute of Technology, Pasadena, California, USA

A. Bornheim , O. Cerri , A. Latorre , J. Mao , H.B. Newman , M. Spiropulu , J.R. Vlimant , C. Wang , S. Xie , R.Y. Zhu 


















Carnegie Mellon University, Pittsburgh, Pennsylvania, USA

J. Alison , S. An , M.B. Andrews , P. Bryant , M. Cremonesi , V. Dutta , T. Ferguson , A. Harilal , C. Liu , T. Mudholkar , S. Murthy , M. Paulini , A. Roberts , A. Sanchez , W. Terrill 











































































University of Colorado Boulder, Boulder, Colorado, USA

J.P. Cumalat , W.T. Ford , A. Hassani , G. Karathanasis , E. MacDonald , N. Manganelli , F. Marini , A. Perloff , C. Savard , N. Schonbeck , K. Stenson , K.A. Ulmer , S.R. Wagner , N. Zipper 























Cornell University, Ithaca, New York, USA

J. Alexander , S. Bright-Thonney , X. Chen , D.J. Cranshaw , J. Fan , X. Fan , D. Gadkari , S. Hogan , P. Kotamnives , J. Monroy , J.R. Patterson , J. Reichert , M. Reid , A. Ryd , J. Thom , P. Wittich , R. Zou 


















Fermi National Accelerator Laboratory, Batavia, Illinois, USA

M. Albrow , M. Alyari , O. Amram , G. Apollinari , A. Apresyan , L.A.T. Bauerdick , D. Berry , J. Berryhill , P.C. Bhat , K. Burkett , J.N. Butler , A. Canepa , G.B. Cerati , H.W.K. Cheung , F. Chlebana , G. Cummings , J. Dickinson , I. Dutta , V.D. Elvira , Y. Feng , J. Freeman , A. Gandrakota , Z. Gecse , L. Gray , D. Green , A. Grummer , S. Grünendahl , D. Guerrero , O. Gutsche , R.M. Harris , R. Heller , T.C. Herwig , J. Hirschauer , L. Horyn , B. Jayatilaka , S. Jindariani , M. Johnson , U. Joshi , T. Klijsma , B. Klima , K.H.M. Kwok , S. Lammel , D. Lincoln , R. Lipton , T. Liu , C. Madrid , K. Maeshima , C. Mantilla , D. Mason , P. McBride , P. Merkel , S. Mrenna , S. Nahn , J. Ngadiuba , D. Noonan , V. Papadimitriou , N. Pastika , K. Pedro , C. Pena⁹⁰ , F. Ravera , A. Reinsvold Hall⁹¹ , L. Ristori , E. Sexton-Kennedy , N. Smith , A. Soha , L. Spiegel , S. Stoynev , J. Strait , L. Taylor , S. Tkaczyk , N.V. Tran , L. Uplegger , E.W. Vaandering , I. Zoi 






University of Florida, Gainesville, Florida, USA

C. Aruta , P. Avery , D. Bourilkov , L. Cadamuro , P. Chang , V. Cherepanov , R.D. Field , E. Koenig , M. Kolosova , J. Konigsberg , A. Korytov , K.H. Lo , K. Matchev , N. Menendez , G. Mitselmakher , K. Mohrman , A. Muthirakalayil Madhu , N. Rawal , D. Rosenzweig , S. Rosenzweig , K. Shi , J. Wang 

Florida State University, Tallahassee, Florida, USA
























T. Adams , A. Al Kadhim , A. Askew , N. Bower , R. Habibullah , V. Hagopian , R. Hashmi , R.S. Kim , S. Kim , T. Kolberg , G. Martinez , H. Prosper , P.R. Prova , O. Viazlo , M. Wulansatiti , R. Yohay , J. Zhang 

Florida Institute of Technology, Melbourne, Florida, USA












B. Alsufyani , M.M. Baarmand , S. Butalla , T. Elkafrawy⁵⁷ , M. Hohlmann 

R. Kumar Verma , M. Rahmani, E. Yanes












University of Illinois Chicago, Chicago, USA, Chicago, USA

M.R. Adams , C. Bennett, R. Cavanaugh , S. Dittmer , R. Escobar Franco , O. Evdokimov , C.E. Gerber , D.J. Hofman , J.h. Lee , D. S. Lemos , A.H. Merrit , C. Mills , S. Nanda , G. Oh , B. Ozek , D. Pilipovic , R. Pradhan , T. Roy , S. Rudrabhatla , M.B. Tonjes , N. Varelas , X. Wang , Z. Ye , J. Yoo 

























The University of Iowa, Iowa City, Iowa, USA

M. Alhousseini , D. Blend, K. Dilsiz⁹² , L. Emediato , G. Karaman , O.K. Köseyan , J.-P. Merlo, A. Mestvirishvili⁹³ , J. Nachtman , O. Neogi, H. Ogul⁹⁴ , Y. Onel , A. Penzo , C. Snyder, E. Tiras⁹⁵ 









Johns Hopkins University, Baltimore, Maryland, USA

B. Blumenfeld , L. Corcodilos , J. Davis , A.V. Gritsan , L. Kang , S. Kyriacou , P. Maksimovic , M. Roguljic , J. Roskes , S. Sekhar , M. Swartz 

The University of Kansas, Lawrence, Kansas, USA

A. Abreu , L.F. Alcerro Alcerro , J. Anguiano , P. Baringer , A. Bean , Z. Flowers , D. Grove , J. King , G. Krintiras , M. Lazarovits , C. Le Mahieu , C. Lindsey, J. Marquez , N. Minafra , M. Murray , M. Nickel , M. Pitt , S. Popescu⁹⁶ , C. Rogan , C. Royon , R. Salvatico , S. Sanders , C. Smith , Q. Wang , G. Wilson 

















Kansas State University, Manhattan, Kansas, USA

B. Allmond , A. Ivanov , K. Kaadze , A. Kalogeropoulos , D. Kim, Y. Maravin , K. Nam, J. Natoli , D. Roy , G. Sorrentino 

























Lawrence Livermore National Laboratory, Livermore, California, USA

F. Rebassoo , D. Wright 















University of Maryland, College Park, Maryland, USA

A. Baden , A. Belloni , A. Bethani , Y.M. Chen , S.C. Eno , N.J. Hadley , S. Jabeen , R.G. Kellogg , T. Koeth , Y. Lai , S. Lascio , A.C. Mignerey , S. Nabili , C. Palmer , C. Papageorgakis , M.M. Paranjpe, L. Wang 


Massachusetts Institute of Technology, Cambridge, Massachusetts, USA

J. Bendavid , W. Busza , I.A. Cali , Y. Chen , M. D'Alfonso , J. Eysermans , C. Freer , G. Gomez-Ceballos , M. Goncharov, P. Harris, D. Hoang, D. Kovalskyi , J. Krupa , L. Lavezzo , Y.-J. Lee , K. Long , C. Mironov , C. Paus , D. Rankin , C. Roland , G. Roland , S. Rothman , Z. Shi , G.S.F. Stephans , J. Wang, Z. Wang , B. Wyslouch , T. J. Yang 


University of Minnesota, Minneapolis, Minnesota, USA

B. Crossman , B.M. Joshi , C. Kapsiak , M. Krohn , D. Mahon , J. Mans , B. Marzocchi , S. Pandey , M. Revering , R. Rusack , R. Saradhy , N. Schroeder , N. Strobbe , M.A. Wadud 









University of Mississippi, Oxford, Mississippi, USA

L.M. Cremaldi 


















University of Nebraska-Lincoln, Lincoln, Nebraska, USA

K. Bloom , M. Bryson, D.R. Claes , G. Haza , J. Hossain , C. Joo , I. Kravchenko , J.E. Siado , W. Tabb , A. Vagnerini , A. Wightman , F. Yan , D. Yu 









State University of New York at Buffalo, Buffalo, New York, USA

H. Bandyopadhyay , L. Hay , I. Iashvili , A. Kharchilava , M. Morris , D. Nguyen , S. Rappoccio , H. Rejeb Sfar, A. Williams 



























Northeastern University, Boston, Massachusetts, USA

G. Alverson , E. Barberis , J. Dervan, Y. Haddad , Y. Han , A. Krishna , J. Li , M. Lu , G. Madigan , R. Mccarthy , D.M. Morse , V. Nguyen , T. Orimoto , A. Parker , L. Skinnari , A. Tishelman-Charny , B. Wang , D. Wood 









Northwestern University, Evanston, Illinois, USA

S. Bhattacharya , J. Bueghly, Z. Chen , K.A. Hahn , Y. Liu , Y. Miao , D.G. Monk , M.H. Schmitt , A. Taliercio , M. Velasco



















University of Notre Dame, Notre Dame, Indiana, USA

G. Agarwal , R. Band , R. Bucci, S. Castells , A. Das , R. Goldouzian , M. Hildreth , K.W. Ho , K. Hurtado Anampa , T. Ivanov , C. Jessop , K. Lannon , J. Lawrence , N. Loukas , L. Lutton , J. Mariano, N. Marinelli, I. Mcalister, T. McCauley , C. Mcgrady , C. Moore , Y. Musienko¹⁷ , H. Nelson , M. Osherson , A. Piccinelli , R. Ruchti , A. Townsend , Y. Wan, M. Wayne , H. Yockey, M. Zarucki , L. Zygalá 

The Ohio State University, Columbus, Ohio, USA

A. Basnet , B. Bylsma, M. Carrigan , L.S. Durkin , C. Hill , M. Joyce , M. Nunez Ornelas , K. Wei, B.L. Winer , B. R. Yates 





















Princeton University, Princeton, New Jersey, USA

F.M. Addesa , H. Bouchamaoui , P. Das , G. Dezoort , P. Elmer , A. Frankenthal , B. Greenberg , N. Haubrich , G. Kopp , S. Kwan , D. Lange , A. Loeliger , D. Marlow , I. Ojalvo , J. Olsen , A. Shevelev , D. Stickland , C. Tully 




University of Puerto Rico, Mayaguez, Puerto Rico, USA

S. Malik 











Purdue University, West Lafayette, Indiana, USA

A.S. Bakshi , V.E. Barnes , S. Chandra , R. Chawla , S. Das , A. Gu , L. Gutay, M. Jones , A.W. Jung , D. Kondratyev , A.M. Koshy, M. Liu , G. Negro , N. Neumeister , G. Paspalaki , S. Piperov , V. Scheurer, J.F. Schulte , M. Stojanovic , J. Thieman , A. K. Viridi , F. Wang , W. Xie 












Purdue University Northwest, Hammond, Indiana, USA

J. Dolen , N. Parashar , A. Pathak 

Rice University, Houston, Texas, USA

D. Acosta , A. Baty , T. Carnahan , K.M. Ecklund , P.J. Fernández Manteca , S. Freed, P. Gardner, F.J.M. Geurts , W. Li , O. Miguel Colin , B.P. Padley , R. Redjimi, J. Rotter , E. Yigitbasi , Y. Zhang 






University of Rochester, Rochester, New York, USA












A. Bodek , P. de Barbaro , R. Demina , J.L. Dulemba , C. Fallon, A. Garcia-Bellido , O. Hindrichs , A. Khukhunaishvili , N. Parmar, P. Parygin³⁴ , E. Popova³⁴ , R. Taus , G.P. Van Onsem 

The Rockefeller University, New York, New York, USA










K. Goulianos 

Rutgers, The State University of New Jersey, Piscataway, New Jersey, USA















B. Chiarito, J.P. Chou , Y. Gershtein , E. Halkiadakis , A. Hart , M. Heindl 

D. Jaroslowski , O. Karacheban³¹ , I. Laflotte , A. Lath , R. Montalvo, K. Nash, H. Routray , S. Salur , S. Schnetzer, S. Somalwar , R. Stone , S.A. Thayil , S. Thomas, J. Vora , H. Wang 











University of Tennessee, Knoxville, Tennessee, USA

H. Acharya, D. Ally , A.G. Delannoy , S. Fiorendi , S. Higginbotham , T. Holmes , N. Karunarathna , L. Lee , E. Nibigira , S. Spanier 

Texas A&M University, College Station, Texas, USA

D. Aebi , M. Ahmad , O. Bouhali⁹⁷ , M. Dalchenko , R. Eusebi , J. Gilmore , T. Huang , T. Kamon⁹⁸ , H. Kim , S. Luo , S. Malhotra, R. Mueller , D. Overton , D. Rathjens , A. Safonov 








Texas Tech University, Lubbock, Texas, USA

N. Akchurin , J. Damgov , V. Hegde , A. Hussain , Y. Kazhykarim, K. Lamichhane , S.W. Lee , A. Mankel , T. Peltola , I. Volobouev , A. Whitbeck 


Vanderbilt University, Nashville, Tennessee, USA

E. Appelt , S. Greene, A. Gurrola , W. Johns , R. Kunnawalkam Elayavalli , A. Melo , F. Romeo , P. Sheldon , S. Tuo , J. Velkovska , J. Viinikainen 






















University of Virginia, Charlottesville, Virginia, USA

B. Cardwell , B. Cox , J. Hakala , R. Hirosky , A. Ledovskoy , C. Neu , C.E. Perez Lara 












































































Wayne State University, Detroit, Michigan, USA

P.E. Karchin 

University of Wisconsin - Madison, Madison, Wisconsin, USA

A. Aravind, S. Banerjee , K. Black , T. Bose , S. Dasu , I. De Bruyn , P. Everaerts , C. Galloni, H. He , M. Herndon , A. Herve , C.K. Koraka , A. Lanaro, R. Loveless , J. Madhusudanan Sreekala , A. Mallampalli , A. Mohammadi , S. Mondal, G. Parida , D. Pinna, A. Savin, V. Shang , V. Sharma , W.H. Smith , D. Teague, H.F. Tsoi , W. Vetens , A. Warden 

Authors affiliated with an institute or an international laboratory covered by a cooperation agreement with CERN

S. Afanasiev , V. Andreev , Yu. Andreev , T. Aushev , M. Azarkin , A. Babaev , A. Belyaev , V. Blinov⁹⁹, E. Boos , V. Borshch , D. Budkouski , V. Bunichev , M. Chadeeva⁹⁹ , V. Chekhovsky, R. Chistov⁹⁹ , A. Dermenev , T. Dimova⁹⁹ , D. Druzhkin¹⁰⁰ , M. Dubinin⁹⁰ , L. Dudko , A. Ershov , G. Gavrilo , V. Gavrilo , S. Gninenko , V. Golovtsov , N. Golubev , I. Golutvin , I. Gorbunov , A. Gribushin , Y. Ivanov , V. Kachanov , V. Karjavine , A. Karneyeu , V. Kim⁹⁹ , M. Kirakosyan, D. Kirpichnikov , M. Kirsanov , V. Klyukhin , O. Kodolova¹⁰¹ , V. Korenkov , A. Kozyrev⁹⁹ , N. Krasnikov , A. Lanev , P. Levchenko¹⁰² , N. Lychkovskaya , V. Makarenko , A. Malakhov , V. Matveev⁹⁹ , V. Murzin , A. Nikitenko^{103,101} , S. Obraztsov , V. Oreshkin , V. Palichik , V. Perelygin , M. Perfilov, S. Petrushanko , S. Polikarpov⁹⁹ , V. Popov , O. Radchenko⁹⁹ , M. Savina , V. Savrin , V. Shalaev , S. Shmatov , S. Shulha , Y. Skovpen⁹⁹ , S. Slabospitskii , V. Smirnov , D. Sosnov , V. Sulimov , E. Tcherniaev , A. Terkulov , O. Teryaev , I. Tlisova , A. Toropin , L. Uvarov , A. Uzunian , A. Vorobyev[†], N. Voytishin , B.S. Yuldashev¹⁰⁴, A. Zarubin , I. Zhizhin , A. Zhokin 

†: Deceased

-
- ¹Also at Yerevan State University, Yerevan, Armenia
- ²Also at TU Wien, Vienna, Austria
- ³Also at Institute of Basic and Applied Sciences, Faculty of Engineering, Arab Academy for Science, Technology and Maritime Transport, Alexandria, Egypt
- ⁴Also at Ghent University, Ghent, Belgium
- ⁵Also at Universidade Estadual de Campinas, Campinas, Brazil
- ⁶Also at Federal University of Rio Grande do Sul, Porto Alegre, Brazil
- ⁷Also at UFMS, Nova Andradina, Brazil
- ⁸Also at Nanjing Normal University, Nanjing, China
- ⁹Now at The University of Iowa, Iowa City, Iowa, USA
- ¹⁰Also at University of Chinese Academy of Sciences, Beijing, China
- ¹¹Also at China Center of Advanced Science and Technology, Beijing, China
- ¹²Also at University of Chinese Academy of Sciences, Beijing, China
- ¹³Also at China Spallation Neutron Source, Guangdong, China
- ¹⁴Now at Henan Normal University, Xinxiang, China
- ¹⁵Also at Université Libre de Bruxelles, Bruxelles, Belgium
- ¹⁶Also at University of Latvia (LU), Riga, Latvia
- ¹⁷Also at an institute or an international laboratory covered by a cooperation agreement with CERN
- ¹⁸Now at British University in Egypt, Cairo, Egypt
- ¹⁹Now at Cairo University, Cairo, Egypt
- ²⁰Also at Birla Institute of Technology, Mesra, Mesra, India
- ²¹Also at Purdue University, West Lafayette, Indiana, USA
- ²²Also at Université de Haute Alsace, Mulhouse, France
- ²³Also at Department of Physics, Tsinghua University, Beijing, China
- ²⁴Also at Tbilisi State University, Tbilisi, Georgia
- ²⁵Also at The University of the State of Amazonas, Manaus, Brazil
- ²⁶Also at Erzincan Binali Yildirim University, Erzincan, Turkey
- ²⁷Also at University of Hamburg, Hamburg, Germany
- ²⁸Also at RWTH Aachen University, III. Physikalisches Institut A, Aachen, Germany
- ²⁹Also at Isfahan University of Technology, Isfahan, Iran
- ³⁰Also at Bergische University Wuppertal (BUW), Wuppertal, Germany
- ³¹Also at Brandenburg University of Technology, Cottbus, Germany
- ³²Also at Forschungszentrum Jülich, Juelich, Germany
- ³³Also at CERN, European Organization for Nuclear Research, Geneva, Switzerland
- ³⁴Now at an institute or an international laboratory covered by a cooperation agreement with CERN
- ³⁵Also at Institute of Physics, University of Debrecen, Debrecen, Hungary
- ³⁶Also at Institute of Nuclear Research ATOMKI, Debrecen, Hungary
- ³⁷Now at Universitatea Babeş-Bolyai - Facultatea de Fizica, Cluj-Napoca, Romania
- ³⁸Also at Physics Department, Faculty of Science, Assiut University, Assiut, Egypt
- ³⁹Also at HUN-REN Wigner Research Centre for Physics, Budapest, Hungary
- ⁴⁰Also at Punjab Agricultural University, Ludhiana, India
- ⁴¹Also at University of Visva-Bharati, Santiniketan, India
- ⁴²Also at Indian Institute of Science (IISc), Bangalore, India
- ⁴³Also at IIT Bhubaneswar, Bhubaneswar, India
- ⁴⁴Also at Institute of Physics, Bhubaneswar, India
- ⁴⁵Also at University of Hyderabad, Hyderabad, India
- ⁴⁶Also at Deutsches Elektronen-Synchrotron, Hamburg, Germany

- ⁴⁷Also at Department of Physics, Isfahan University of Technology, Isfahan, Iran
- ⁴⁸Also at Sharif University of Technology, Tehran, Iran
- ⁴⁹Also at Department of Physics, University of Science and Technology of Mazandaran, Behshahr, Iran
- ⁵⁰Also at Helwan University, Cairo, Egypt
- ⁵¹Also at Italian National Agency for New Technologies, Energy and Sustainable Economic Development, Bologna, Italy
- ⁵²Also at Centro Siciliano di Fisica Nucleare e di Struttura Della Materia, Catania, Italy
- ⁵³Also at Università degli Studi Guglielmo Marconi, Roma, Italy
- ⁵⁴Also at Scuola Superiore Meridionale, Università di Napoli 'Federico II', Napoli, Italy
- ⁵⁵Also at Fermi National Accelerator Laboratory, Batavia, Illinois, USA
- ⁵⁶Also at Laboratori Nazionali di Legnaro dell'INFN, Legnaro, Italy
- ⁵⁷Also at Ain Shams University, Cairo, Egypt
- ⁵⁸Also at Consiglio Nazionale delle Ricerche - Istituto Officina dei Materiali, Perugia, Italy
- ⁵⁹Also at Riga Technical University, Riga, Latvia
- ⁶⁰Also at Department of Applied Physics, Faculty of Science and Technology, Universiti Kebangsaan Malaysia, Bangi, Malaysia
- ⁶¹Also at Consejo Nacional de Ciencia y Tecnología, Mexico City, Mexico
- ⁶²Also at Trincomalee Campus, Eastern University, Sri Lanka, Nilaveli, Sri Lanka
- ⁶³Also at Saegis Campus, Nugegoda, Sri Lanka
- ⁶⁴Also at INFN Sezione di Pavia, Università di Pavia, Pavia, Italy
- ⁶⁵Also at National and Kapodistrian University of Athens, Athens, Greece
- ⁶⁶Also at Ecole Polytechnique Fédérale Lausanne, Lausanne, Switzerland
- ⁶⁷Also at Universität Zürich, Zurich, Switzerland
- ⁶⁸Also at Stefan Meyer Institute for Subatomic Physics, Vienna, Austria
- ⁶⁹Also at Laboratoire d'Annecy-le-Vieux de Physique des Particules, IN2P3-CNRS, Annecy-le-Vieux, France
- ⁷⁰Also at Near East University, Research Center of Experimental Health Science, Mersin, Turkey
- ⁷¹Also at Konya Technical University, Konya, Turkey
- ⁷²Also at Izmir Bakircay University, Izmir, Turkey
- ⁷³Also at Adiyaman University, Adiyaman, Turkey
- ⁷⁴Also at Bozok Universitetesi Rektörlüğü, Yozgat, Turkey
- ⁷⁵Also at Marmara University, Istanbul, Turkey
- ⁷⁶Also at Milli Savunma University, Istanbul, Turkey
- ⁷⁷Also at Kafkas University, Kars, Turkey
- ⁷⁸Now at Istanbul Okan University, Istanbul, Turkey
- ⁷⁹Also at Hacettepe University, Ankara, Turkey
- ⁸⁰Also at Istanbul University - Cerrahpasa, Faculty of Engineering, Istanbul, Turkey
- ⁸¹Also at Yildiz Technical University, Istanbul, Turkey
- ⁸²Also at Vrije Universiteit Brussel, Brussel, Belgium
- ⁸³Also at School of Physics and Astronomy, University of Southampton, Southampton, United Kingdom
- ⁸⁴Also at University of Bristol, Bristol, United Kingdom
- ⁸⁵Also at IPPP Durham University, Durham, United Kingdom
- ⁸⁶Also at Monash University, Faculty of Science, Clayton, Australia
- ⁸⁷Also at Università di Torino, Torino, Italy
- ⁸⁸Also at Bethel University, St. Paul, Minnesota, USA
- ⁸⁹Also at Karamanoğlu Mehmetbey University, Karaman, Turkey

⁹⁰Also at California Institute of Technology, Pasadena, California, USA

⁹¹Also at United States Naval Academy, Annapolis, Maryland, USA

⁹²Also at Bingol University, Bingol, Turkey

⁹³Also at Georgian Technical University, Tbilisi, Georgia

⁹⁴Also at Sinop University, Sinop, Turkey

⁹⁵Also at Erciyes University, Kayseri, Turkey

⁹⁶Also at Horia Hulubei National Institute of Physics and Nuclear Engineering (IFIN-HH), Bucharest, Romania

⁹⁷Also at Texas A&M University at Qatar, Doha, Qatar

⁹⁸Also at Kyungpook National University, Daegu, Korea

⁹⁹Also at another institute or international laboratory covered by a cooperation agreement with CERN

¹⁰⁰Also at Universiteit Antwerpen, Antwerpen, Belgium

¹⁰¹Also at Yerevan Physics Institute, Yerevan, Armenia

¹⁰²Also at Northeastern University, Boston, Massachusetts, USA

¹⁰³Also at Imperial College, London, United Kingdom

¹⁰⁴Also at Institute of Nuclear Physics of the Uzbekistan Academy of Sciences, Tashkent, Uzbekistan