

ELA: Exploited Level Augmentation for Offline Learning in Zero-Sum Games

Shiqi Lei^{*1} Kanghoon Lee^{*2} Linjing Li¹ Jinkyoo Park² Jiachen Li³

Abstract

Offline learning has become widely used due to its ability to derive effective policies from offline datasets gathered by expert demonstrators without interacting with the environment directly. Recent research has explored various ways to enhance offline learning efficiency by considering the characteristics (e.g., expertise level or multiple demonstrators) of the dataset. However, a different approach is necessary in the context of zero-sum games, where outcomes vary significantly based on the strategy of the opponent. In this study, we introduce a novel approach that uses unsupervised learning techniques to estimate the exploited level of each trajectory from the offline dataset of zero-sum games made by diverse demonstrators. Subsequently, we incorporate the estimated exploited level into the offline learning to maximize the influence of the dominant strategy. Our method enables interpretable exploited level estimation in multiple zero-sum games and effectively identifies dominant strategy data. Also, our exploited level augmented offline learning significantly enhances the original offline learning algorithms including imitation learning and offline reinforcement learning for zero-sum games.

1. Introduction

Although reinforcement learning has become a powerful technique extensively applied for decision making in various domains such as robotic manipulation, autonomous driving, and game playing (Andrychowicz et al., 2020; Chen et al., 2019; Vinyals et al., 2019), conventional reinforcement learning demands substantial online interactions with the environment, which is a process that can be both costly and sample inefficient while potentially leading to safety risks (Bernier et al., 2019; Bojarski et al., 2016). To address

^{*}Equal contribution ¹Institute of Automation, Chinese Academy of Sciences, Beijing, China ²Department of Industrial & Systems Engineering, KAIST, Daejeon, South Korea ³Department of Electrical and Computer Engineering, University of California, Riverside, California, USA. Correspondence to: Jiachen Li <jjachen.li@ucr.edu>.

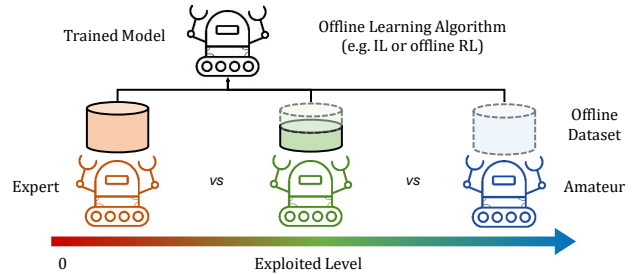


Figure 1. Illustration of ELA (Exploited Level Augmentation) for offline learning in zero-sum games. It learns the exploited level in an unsupervised manner and prioritizes trajectories created by the dominant behavior in offline learning.

these issues, many methods have emerged to enable efficient learning using offline datasets generated by demonstrators. For example, behavior cloning (Pomerleau, 1988) replicates actions from the offline dataset, assuming demonstrators are experts. It offers ease of implementation and learning but is sensitive to suboptimal demonstrations and limited generalization. In contrast, offline reinforcement learning (Fujimoto et al., 2019; Kumar et al., 2020) aims to derive an optimal policy from the dataset. While it exhibits robustness to suboptimal data and generalization issues, it poses challenges when dealing with small or biased datasets.

In real-world scenarios, offline datasets exhibit diversity in various aspects. One notable aspect concerns the coverage of the labels (state, action, and reward) in the data. Ideally, data should contain full pairs of states, actions, and rewards for effective offline learning. However, practical datasets often comprise sequences of state-action pairs without reward labels or, in some cases, only states (Dai et al., 2023; Ettinger et al., 2021). To address these challenges, several methods have been proposed, including techniques for labeling via inverse dynamic model (Baker et al., 2022; Lu et al., 2022) or reward labeling (Yu et al., 2022). Another aspect of diversity is related to the characteristics of the demonstrators for generating the dataset. For example, demonstrators can vary in terms of task execution methods or skill levels. More specifically, different demonstrators may exhibit distinct preferences and employ various approaches even when performing the same task, resulting in multi-modal datasets (Shafiq et al., 2022). Meanwhile, diversity may arise from different skill levels among demonstrators, which not only introduces multi-modal challenges but also complicates

the identification of irrelevant data that hinders the learning process (Mandlekar et al., 2021). To mitigate these issues, Pearce et al. (2023) includes models for handling demonstrator multi-modality and Beliaev et al. (2022) proposes a method to distinguish highly skilled demonstrators.

While there has been significant research on learning from offline data in multi-agent systems (Pan et al., 2022), handling the unique characteristics of the demonstrators is still a largely underexplored area. Specifically, in competitive environments such as zero-sum games, the data distribution is influenced by the attributes and expertise of the participating players. Therefore, unlike single-agent offline data, it is crucial to extract a suitable representation by considering the individual characteristics of each participant in the game. Additionally, because the strategies in such games can take diverse forms (Czarnecki et al., 2020), successful learning from offline data in zero-sum games requires a deep understanding and consideration of these factors.

In this work, we introduce ELA (i.e., Exploited Level Augmentation) for offline learning designed to learn from low-exploited behavioral data. ELA discerns exploited levels within diverse demonstrators’ offline datasets in zero-sum games. Figure 1 illustrates an overview of ELA.

The main contributions of this paper are as follows:

- We propose the Partially-trainable-conditioned Variational Recurrent Neural Network (P-VRNN) and an unsupervised framework for learning strategy representation of trajectories in multi-agent games.
- We define the EL (i.e., Exploited Level) of the strategies, and propose an unsupervised method for estimating the exploited level in the offline dataset generated by various demonstrators for zero-sum games.
- We introduce ELA, a technique for offline learning that incorporates the exploited level of each trajectory. It is compatible with various offline learning algorithms.
- We demonstrate that our EL estimator serves as an effective indicator in zero-sum games, including Rock-Paper-Scissors (RPS), Two-player Pong, and Limit Texas Hold’em. ELA significantly enhances both imitation and offline reinforcement learning performance.

2. Related Work

In the early days of learning from demonstrations (LfD) or imitation learning (IL), behavior cloning (BC) (Bain & Sammut, 1995) and inverse reinforcement learning (IRL) (Russell, 1998) were proposed to learn behavior policies from offline data. In recent years, lots of different methods have emerged, such as DAgger (Ross et al., 2011), GAIL (Ho & Ermon, 2016), and other variants based on BC or IRL (Ziebart et al., 2008). However, some of them (e.g., DAgger) require the experts to make real-time decisions when encountering new situations rather than solely relying on offline data. Some other methods (e.g., GAIL) require

knowledge of the environment dynamics, and many methods follow its structure (Ding et al., 2019). Offline reinforcement learning (Ernst et al., 2005) emerged and raised with the development of reinforcement learning, and many methods have been proposed in recent years (Fujimoto et al., 2019; Kumar et al., 2020). Nevertheless, offline RL demands a reward for each time step, imposing significant constraints on its applicability. Since our augmentation method does not have such requirements, we only discuss methods that use the trajectory information and terminal reward to deal with suboptimal demonstrations in the following.

IRL-based methods. Brown et al. (2019) proposed an IRL-based Trajectory-ranked Reward Extrapolation (T-REX) algorithm, which extrapolates approximately ranked demonstrations, so that better-designed reward functions can be derived from poor demonstrations. After that, Distrubance-based Reward Extrapolation (D-REX) (Brown et al., 2020) generates ranked demonstrations by introducing noise into a BC-learned policy and leveraging T-REX. Chen et al. (2021) highlighted a limitation of D-REX that Luce’s rule inaccurately depicts the noise-performance relationship and proposed a method to minimize the effect of suboptimal demonstrations by generating optimality-parameterized data. While IRL-based methods outperform demonstrations with limited expertise, they face challenges in zero-sum games, where agent interactions with the environment and opponents significantly influence the terminal reward.

BC-based methods. Sasaki & Yamashina (2020) enhances BC for noisy demonstrations, while TRAIL (Yang et al., 2021) achieves sample-efficient imitation learning via a factored transition model. Play-LMP (Lynch et al., 2020) leverages unsupervised representation learning in a latent plan space for improved task generalization. However, employing a variational auto-encoder (VAE) with the encoder outputting latent plans is unsuitable for zero-sum games, potentially leaking opponent information from the observations and disrupting the evaluation of the demonstrator.

IL with representation learning. The work by Beliaev et al. (2022) closely aligns with our research, sharing the primary goal of extracting expertise levels of trajectories. They assumed that the demonstrator has a vector indicating the expertise of latent skills, with each skill requiring a different level at a specific state. These elements jointly derive the expertise level. The method also considers the policy worse when it is closer to uniformly random distribution. However, this assumption cannot be satisfied even in simple games like Rock-Paper-Scissors (RPS), where a uniformly random strategy constitutes a Nash equilibrium. Grover et al. (2018) also studied learning policy representations, but they used the information of agent identification during training, which enables them to add a loss to distinguish one agent from others. In our work, we propose a method for policy representations that effectively captures optimality in

a zero-sum game without relying on agent identification.

3. Preliminaries

Components of an N -player zero-sum game are as follows:

- Player set P : $P = \{1, \dots, N\}$;
- State s : all the information at a certain status, including action history and imperfect information;
- Observation $o_i(s)$: all the information player i can get at a certain state $s \in S$;
- Action space $A_i(o_i)$: all actions that can be done at a certain observation o_i ;
- Terminal states $z \in Z \subset S$: all states that no further actions can be done;
- Rewards $r_i : Z \rightarrow \mathbb{R}$: the reward given to player i , and $\sum_{i \in P} r_i(z) = 0, \forall z \in Z$;
- Strategy $\pi_i(a | o_i)$: the probability of player i choosing action a at observation o_i .

Π_i is the set of all strategies of player i . In symmetric cases, we use Π to denote the strategy set, i.e. $\Pi_i = \Pi, \forall i$. We define the reach probability

$$p_\pi(s) = \prod_{(s', a') \rightarrow s} \pi(a' | o_i(s'))$$

as the probability of reaching state s with strategy π , where $(s', a') \rightarrow s$ means that choosing action a' at s' is the choice of going to state s . Then, we can naturally define the expected reward of player i with strategy π as

$$r_i(\pi) = \sum_{z \in Z} p_\pi(z) r_i(z).$$

We use $r_i(\pi_{-i}, \pi_i)$ to specify the player strategy π_i and opponent strategy π_{-i} . The best response of opponent strategy π_{-i} is defined as $BR(\pi_{-i}) = \operatorname{argmax}_{\pi'_i} r_i(\pi_{-i}, \pi'_i)$. We additionally define the best response of strategy π_i as

$$BR(\pi_i) = \operatorname{argmax}_{\pi'_{-i}} \sum_{j \in P, j \neq i} r_j(\pi'_{-i}, \pi_i),$$

which equals to $\operatorname{argmin}_{\pi'_{-i}} r_i(\pi'_{-i}, \pi_i)$ in zero-sum case. We define the exploitability of strategy π as

$$E(\pi) = \sum_{i \in P} (r_i(\pi_{-i}, BR(\pi_{-i})) - r_i(\pi)).$$

In zero-sum symmetric cases, we define the exploitability of a player strategy π_i as

$$E(\pi_i) = -r_i(BR(\pi_i), \pi_i) = \sum_{j \in P, j \neq i} r_j(BR(\pi_i), \pi_i).$$

4. An Intuition of Exploited Level

In this section, we provide an intuition of *Exploited Level* (EL) with a toy model. It serves as a proportional approximation of exploitability with a certain distribution on the strategy set. Consider a 2-player zero-sum symmetric game that has n pure strategies $\pi_i, i = 1, \dots, n$. All strategies are convex combinations of pure strategies, i.e., $\pi = \sum_{i=1}^n a_i \pi_i$, where $\sum_{i=1}^n a_i = 1, 0 \leq a_i \leq 1, \forall i$. For simplicity, we

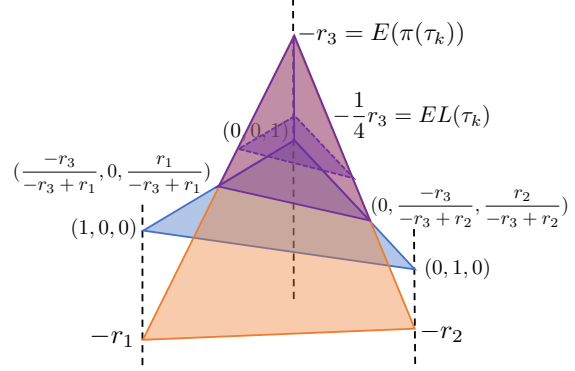


Figure 2. Illustration of EL and exploitability of a strategy in a two-player zero-sum game with three pure strategies.

assume that each trajectory τ can be directly mapped to a strategy $\pi(\tau)$. In our setting, where all the players are competent, each player can be exploited by at most one pure strategy. As for the overall strategy distribution over Π , we assume the (a_1, a_2, \dots, a_n) has uniform distribution over $(n-1)$ -dimensional standard simplex.

The definition of EL is as follows:

$$EL(\tau) = \mathbb{E}_\pi [-r(\pi, \pi(\tau)) | r(\pi, \pi(\tau)) \leq 0].$$

For a trajectory τ_k , let $r(\pi_i, \pi(\tau_k)) = r_i$. By our assumption, only one $j \in \{1, 2, \dots, n\}$ satisfies that $r_j < 0$, while $r_i \geq 0, \forall i \neq j$. We can directly see that $E(\pi(\tau_k)) = -r_j$. Since $EL(\tau_k)$ is a conditional expectation defined on Π , we can view it as a conditional expected value over an $(n-1)$ -dimensional simplex. When $\pi = \sum_{i=1}^n a_i \pi_i$, $r(\pi, \pi(\tau_k)) = \sum_{i=1}^n a_i r_i$, the condition becomes $\sum_{i=1}^n r_i a_i \leq 0$. Thus, the expectation is still defined over an $(n-1)$ -dimensional simplex, but a smaller one, with vertices $\{(0, \dots, a_i = \frac{-r_j}{-r_j+r_i}, \dots, a_j = \frac{r_i}{-r_j+r_i}, \dots, 0) | \forall i \neq j\} \cup \{(0, \dots, a_j = 1, \dots, 0)\}$. Then, we can consider adding another dimension on the simplex, so that the new dimension has value $-r(\pi, \pi(\tau))$. Due to linearity, the new object becomes an n -dimensional pyramid, and the desired expectation is the height of the pyramid's centroid w.r.t. the surface of the original $(n-1)$ -dimensional simplex. From calculus, the height of the centroid of n -dimensional pyramid is always $\frac{1}{n+1}$ of the height of the pyramid w.r.t. its base. Since the height is r_j , the expectation is $\frac{1}{n+1} r_j$. So

$$EL(\tau_k) = \frac{1}{n+1} E(\pi(\tau_k))$$

always holds in this case, which shows that EL is an appropriate indicator. A strategy of a game with three different pure strategies is shown as an example in Figure 2, with EL and exploitability visualized.

Concretely, consider an RPS game (see details in Appendix C.1) and let π_1, π_2 and π_3 be the pure strategies of choosing rock, paper, and scissors, respectively. Let the strategy of τ be $\pi(\tau) = (0, 2/3, 1/3)$, i.e. "choosing paper with 2/3 probability and choosing scissors with 1/3 probability".

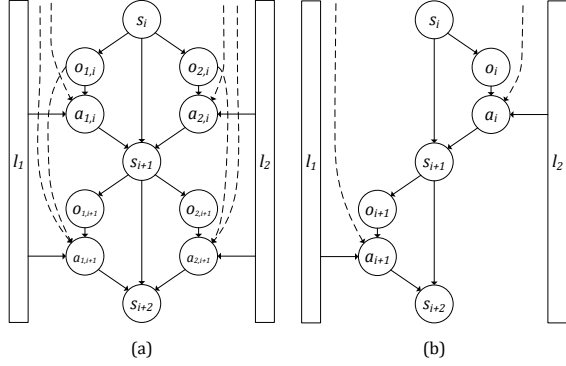


Figure 3. The basic structures of games with representation-dependent policy. (a) Games with simultaneous actions. (b) Games with sequential actions.

Then we can easily derive that $-r_1 = -r_2 = -1/3$, $-r_3 = 2/3$. So we have $E(\pi(\tau)) = 2/3$, while $EL(\tau) = 1/6$.

5. Problem Formulation

Consider a zero-sum game and we have a dataset of game histories, including the trajectories of each player and terminal rewards. The trajectories are generated by diverse players, ranging from high-level experts to amateurs. We aim to distinguish the players with different levels and learn an expert policy from the dataset via offline learning. We assume that we do not have the demonstrator identification. In our problem, the trajectories

$$\tau^{i,j} = ((o_0^{i,j}, a_0^{i,j}), \dots, (o_{T^{i,j}}^{i,j}, a_{T^{i,j}}^{i,j}))$$

are collected for each player i and game j , in which $o_t^{i,j}$ is the observation, $a_t^{i,j}$ is the action at time t and $T^{i,j}$ is the length of the corresponding trajectory. The dataset of trajectories of M games is denoted as

$$\Gamma = \{\tau^{i,j} \mid i = 1, \dots, N, j = 1, \dots, M\}.$$

We remark that the observation of each player is different in an imperfect information game. The terminal reward $r^{i,j}$ is recorded for each trajectory. For simplicity, we later omit superscripts i, j when referring to a single trajectory. We assume that within a single trajectory, the strategy of a player is consistent. The probability of a certain action following a certain sequence of observations is denoted as $\pi(a \mid l, o_0, \dots, o_t)$, where l represents the strategy representation vector of the trajectory. The basic structures of games with strategy representation are illustrated in Figure 3.

6. Method

Evaluating a player’s strategy from a specific trajectory in a dataset of trajectories and terminal rewards of a game is challenging. However, estimating individual strategies becomes feasible with unique player identification in the dataset, consequently allowing for the evaluation of each player’s skill level under the assumption of a consistent strategy. Nevertheless, given the absence of player identification

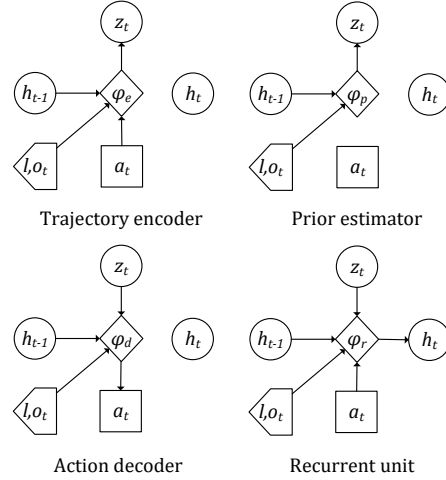


Figure 4. The network structure of the P-VRNN model.

in our setting, discerning the strategy directly from trajectories is not possible. To address this limitation, given a prior distribution of strategies, we can derive the probability distribution of a trajectory’s strategy. Consequently, acquiring representations of trajectories that illustrate a distribution over the strategy space Π emerges as a feasible solution. After obtaining the strategy representation, the terminal reward can be utilized to estimate how well the player does using the proposed estimator. These estimations, in turn, can be leveraged to enhance offline learning algorithms by prioritizing relevant data. Our method consists of three major procedures, as illustrated in Figure 5:

1. Obtaining the strategy representation with unsupervised learning;
2. Deriving the function of obtaining the exploited level from the strategy representation;
3. Exploited level augmented offline learning.

6.1. Learning Strategy Representation

We propose a Partially-trainable-conditioned Variational Recurrent Neural Network (P-VRNN) where partially-trainable-conditioned means that part of the condition on the neural network is trainable, and the condition acquisition process is entirely unsupervised. The proposed P-VRNN has four major components similar to the VRNN with an additional condition, as shown in Figure 4. Instead of using the latent variable as an indicator (Lynch et al., 2020), we use part of the condition as a representation vector.

Trajectory encoder. The trajectory encoder obtains the latent variable z_t at time t from the past trajectory information including action a_t . The encoder uses the current action a_t , strategy representation l , and all the past observations $\{o_i\}_{i=1}^t$ according to Figure 3. It can be seen from the computation graph of P-VRNN that the last step recurrent variable h_{t-1} contains information of $\{o_i\}_{i=1}^{t-1}$, $\{a_i\}_{i=1}^{t-1}$ and

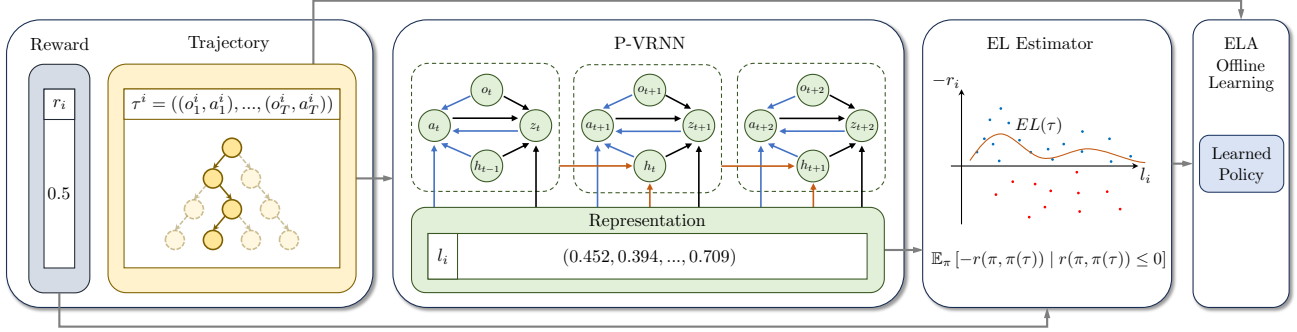


Figure 5. The overall diagram of Exploited Level Augmentation (ELA) for offline learning.

l since z_t has the information of (h_{t-1}, o_t, l) and h_t gathers the information of $(h_{t-1}, o_t, a_t, z_t, l)$. The information of a_{i-1} is also contained in o_i , thus we define the trajectory encoder as

$$\begin{aligned} \phi_e(h_{t-1}, o_t, a_t, l) &= [\mu_t^z, \sigma_t^z], \\ z_t | h_{t-1}, o_t, a_t, l &\sim \mathcal{N}(\mu_t^z, \text{diag}((\sigma_t^z)^2)), \end{aligned}$$

where ϕ_x is a trainable mapping and subscript x can be any character. We follow the convention in VAE and assume that the latent variable has a diagonal covariance matrix.

Prior estimator. Without knowing the actual action a_t , the prior of latent variable z_t can be derived only from the representation l and the past observations $\{o_i\}_{i=1}^t$. We extract information from the past and obtain an estimate of the prior of z_t . We define the prior estimator as

$$\begin{aligned} \phi_p(h_{t-1}, o_t, l) &= [\hat{\mu}_t, \hat{\sigma}_t], \\ z_t | h_{t-1}, o_t, l &\sim \mathcal{N}(\hat{\mu}_t, \text{diag}(\hat{\sigma}_t^2)). \end{aligned}$$

Action decoder. The action decoder works inversely and obtains action a_t from the latent variable z_t , past observations $\{o_i\}_{i=1}^t$ and representation l , which can also be substituted by using h_{t-1} , z_t , o_t and l . We obtain the prediction of actions by the action decoder, which is defined formally as

$$\begin{aligned} \phi_d(h_{t-1}, z_t, o_t, l) &= [\mu_t^x, \sigma_t^x], \\ a_t | h_{t-1}, z_t, o_t, l &\sim \mathcal{N}(\mu_t^x, \text{diag}((\sigma_t^x)^2)). \end{aligned}$$

Recurrent unit. The recurrent unit takes in all the variables of the current step and the output of the recurrent unit of the last step, which extracts all the past information and passes it on to the next step. At each time step, the recurrent unit is updated by

$$\phi_r(h_{t-1}, a_t, z_t, o_t, l) = h_t.$$

We design the loss function of P-VRNN as follows:

Reconstruction loss. The encoder-decoder model aims to closely match the true data. In our dataset where each moment has only one one-hot encoded action, the reconstruction loss is defined as $\mathcal{L}_{\text{recon},t} = CE(\mu_t^z, a_t)$, and the variance σ_t^z is omitted, where the cross entropy is expressed as $CE(p, q) = -\int p(x) \log q(x) dx$.

Regularization loss. The prediction of the prior estimator is expected to closely align with the result of the trajectory encoder. Since the output of both ϕ_p and ϕ_e are normal distributions, we follow the design of VAE that uses KL divergence. The regularization loss is thus defined as $\mathcal{L}_{\text{KL},t} = KL(\mathcal{N}(\mu_t^z, \text{diag}((\sigma_t^z)^2)) \| \mathcal{N}(\hat{\mu}_t, \text{diag}(\hat{\sigma}_t^2)))$, which can be explicitly calculated by $\mathcal{L}_{\text{KL},t} = \frac{1}{2} \left[\sum_{i=1}^k ((\log \hat{\sigma}_t)_i - \log(\sigma_t^z)_i + (\hat{\sigma}_t)_i^{-1} w_i) - k \right]$, where $w_i = ((\hat{\mu}_t)_i - (\mu_t^z)_i)^2 + (\sigma_t^z)_i$ and k is the dimension of the latent space.

Finally, the total loss is written as

$$\mathcal{L} = \sum_{t=1}^T (\mathcal{L}_{\text{recon},t} + \mathcal{L}_{\text{KL},t}).$$

When learning the strategy representation, the trainable random representation vector $l^{i,j}$ is initiated for each trajectory $\tau^{i,j}$. The condition part of P-VRNN consists of observation o_t which changes over time and the representation vector l which is consistent during the whole trajectory and trainable. During training, all the l 's are optimized together with the parameters of ϕ_p , ϕ_e , ϕ_d , and ϕ_r . The networks are trained to perform better in predicting the next step of trajectories, while the representations are optimized differently for each trajectory to provide customized predictions. Consequently, the l should be adjusted based on the tendency to express trajectory strategies more effectively. The entire process of obtaining l is not only unsupervised but also without the information of players' identification.

6.2. Exploited Level Estimator

In two-player symmetric zero-sum games, it is common to use exploitability as a measure for evaluating the effectiveness of a strategy. However, it is extremely difficult to obtain exploitability with a single trajectory since we cannot: 1) infer or modify the strategy of the opponent; or 2) make any interaction with the environment. For a strategy π_i , if we have many trajectories that have a strategy similar to it and the opponents use a large variety of strategies (so that there is one strategy near the best response), then $\forall \epsilon > 0$, there

exists a $\delta > 0$ which satisfies the following approximation:

$$\left| E(\pi_i) - \max_{d(\pi'_i, \pi_i) < \delta} [-r(\hat{\pi}_{-i}, \pi'_i)] \right| < \epsilon,$$

where d is a distance over the strategy space.

However, if we have many trajectories so that for each trajectory, the opponent strategies can cover most kinds of strategies, and the trajectories with similar representation vectors have similar strategy distributions, can we still use the minimum reward of trajectories with representation near itself to serve as an approximation of negative exploitability? First, we define measure $d\pi$ on strategy space Π according to the probability of π chosen in the whole dataset:

$$\int_{\pi \in S} d\pi = \mathbb{P}[\tau \sim \pi, \pi \in S, \forall \tau \in \Gamma],$$

where S is an arbitrary subset of Π . Denote the trajectory as τ , the representation function learned above as $f(\tau)$, and the reward of τ as $r(\tau)$. We remark that a trajectory τ should be mapped to a probability distribution of strategies such that $\int_{\pi \in \Pi} \tau(\pi) d\pi = 1$, where $\tau(\pi)$ is the probability of using strategy π when having trajectory τ , instead of a single strategy. But we can view the mixture of π with probability $\tau(\pi)$ as a single mixed strategy $\int_{\pi \in \Pi} \pi \tau(\pi) d\pi$, so we can still use notation $\pi(\tau)$ to represent the strategy of τ . Using the above method, we can approximate $E(\pi(\tau))$, i.e.,

$$\left| E(\pi(\tau)) - \max_{d(f(\tau'), f(\tau)) < \delta} [-r(\tau')] \right| < \epsilon.$$

But the $E(\pi(\tau))$ we are approximating is **not** what we desire. In order to measure the exploitability of τ , we should calculate $E(\tau) := \int_{\pi \in \Pi} \tau(\pi) E(\pi) d\pi$ instead of $E(\int_{\pi \in \Pi} \pi \tau(\pi) d\pi)$. In fact, we have the following result:

Proposition 6.1. *If $\tau(\pi)$ is a distribution over Π , and E is defined as exploitability, then we have*

$$\int_{\pi \in \Pi} \tau(\pi) E(\pi) d\pi \geq E\left(\int_{\pi \in \Pi} \pi \tau(\pi) d\pi\right).$$

The proof is provided in Appendix A. Given the proposition above, there will be an underestimation if we use this method. Also, using maximum alone abandons almost all the information of nearby trajectories, which makes the approximation unstable. To resolve these problems, we use mean instead of maximum. Here, we restate the definition of the exploited level (EL) as

$$EL(\tau) = \mathbb{E}_{\pi} [-r(\pi, \pi(\tau)) \mid r(\pi, \pi(\tau)) \leq 0].$$

Except for the conditions mentioned above, the algorithm is mainly based on the following assumption:

$$E(\tau) \propto EL(\tau) = \frac{\int_{\pi \in \Pi} (-r(\pi, \pi(\tau)))^+ d\pi}{\int_{\pi \in \Pi} \mathbb{1}_{r(\pi, \pi(\tau)) \leq 0} d\pi},$$

where $r(\pi, \pi')$ returns the reward of a player with strategy π' by default, $(x)^+ = \max\{x, 0\}$ and $\mathbb{1}_c = 1$ if and only if condition c is satisfied, otherwise $\mathbb{1}_c = 0$. The above function means that given a trajectory τ , the mean negative reward of the trajectories with a representation near τ and

reward less than 0 is proportional to exploitability. The right-hand side value is a reasonable measure of a trajectory, which is shown in the toy model. To estimate EL with latent representation space, we provide an alternative definition of EL_{δ} :

$$EL_{\delta}(\tau) = \frac{\sum_{d(f(\tau), f(\tau')) < \delta} (-r(\hat{\pi}, \pi(\tau')))^+}{\sum_{d(f(\tau), f(\tau')) < \delta} \mathbb{1}_{r(\hat{\pi}, \pi(\tau')) \leq 0}}.$$

It is obvious that $\lim_{\delta \rightarrow 0^+} EL_{\delta}(\tau) = EL(\tau)$. The property of EL satisfies our requirement that the trajectories that perform similarly to Nash Equilibrium can be detected with an EL near 0 since we have the following proposition.

Proposition 6.2. *Given a trajectory τ and its corresponding distribution $\tau(\pi)$ over Π , $\pi(\tau)$ is ϵ_1 -Nash equilibrium, and we assume that any pure strategy can exploit another strategy by at most M . By the smoothness of f , we also assume that if $d(f(\tau_1), f(\tau_2)) < \delta$, then $\int_{\pi \in \Pi} |\tau_1(\pi) - \tau_2(\pi)| d\pi < \alpha\delta$, where α is a constant. We have the following result:*

$$EL_{\delta}(\tau) < \epsilon_1 + \alpha\delta M.$$

Since EL is the average of values satisfying conditions with distance constraints on the representation space, we can train an operator L to estimate EL from representation. We have representation l and reward r for each trajectory τ , and we intend to minimize $\sum_{r^i \geq 0} \|L(l^i) - r^i\|_2$ so that the prediction from $L(l)$ becomes close to the mean of satisfying reward $r \geq 0$ nearby. We use a two-layer MLP as L . After training L , we can directly obtain EL of a single trajectory τ even without the reward information. By applying representation estimator f and EL estimator L to the trajectory τ , we can get the desired result $L(f(\tau))$.

6.3. EL Augmentation for Offline Learning

As described in Section 6.2, an EL value approaching 0 indicates the trajectory is approaching the Nash equilibrium behavior. Consequently, we formulate Exploited Level Augmentation (ELA) for the offline learning objective as follows, emphasizing trajectories with a small EL:

$$\mathcal{L}^{\text{ELA}}(\pi) = \mathbb{E}_{\tau} [\mathbb{1}(EL(\tau) < EL_{\text{thresh}}) \cdot \mathcal{L}^{\text{OL}}(\pi, \tau)],$$

where EL_{thresh} is a threshold that specifies the minimum value of an EL suitable for training. It provides data by sampling only for trajectories smaller than this value. \mathcal{L}^{OL} represents an arbitrary method that allows offline learning by leveraging a trajectory such as imitation learning or offline RL methods. For example, when incorporating ELA with behavior cloning, the objective function is formulated as:

$$\mathcal{L}^{\text{ELA}}(\pi) = \mathbb{E}_{\tau} \left[\mathbb{1}(EL(\tau) < EL_{\text{thresh}}) \cdot \sum_{t=0}^{|\tau|} \log \pi(a_t \mid o_t) \right].$$

Note that when employing a maximum value of EL in the dataset as a threshold, it reduces to the original offline learning algorithm.

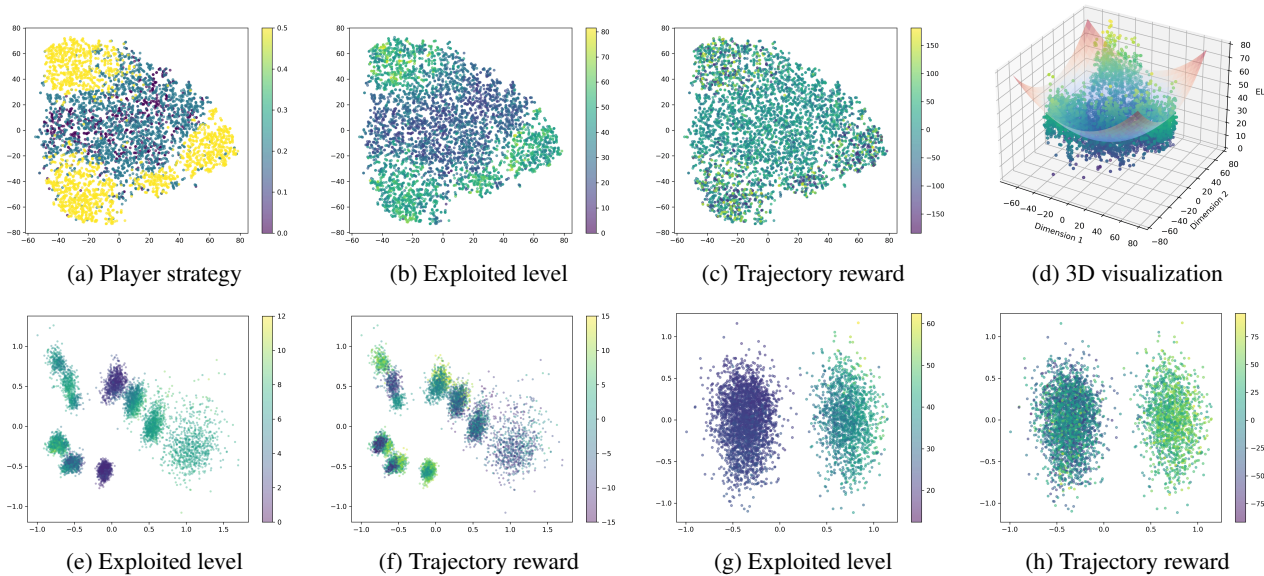


Figure 6. The trajectory representations of the (a-d) RPS, (e-f) Two-player Pong, and (g-h) Limit Texas Hold'em.

7. Experiments

7.1. Experiment Settings

We use two-player zero-sum games to validate the effectiveness of our approach: Rock-Paper-Scissors (RPS), Two-player Pong, and Limit Texas Hold'em (Zha et al., 2020), which are introduced in Appendix C.1. The implementation details for our method are provided in Appendix C.2.

Dataset generation. We employ different methods to create training datasets with diverse demonstrators for the environments. For RPS, we choose the strategy to generate trajectories for RPS as a random strategy with a preference for action a with bias p , where $\pi(a') = (1 - p)/3$ and $\pi(a) = (1 + 2p)/3 \forall a' \neq a$. For Pong, we use self-play with opponent sampling (Bansal et al., 2018) with the Proximal Policy Optimization (PPO) algorithm (Schulman et al., 2017). For Limit Texas Hold'em, we use neural fictitious self-play (Heinrich & Silver, 2016) with Deep Q-network (DQN) algorithm (Mnih et al., 2013) to generate expert policies, given its complexity and the need to adapt to various opponents. Behavior models are then selected from multiple intermediate checkpoints to generate the offline data.

Evaluation metrics. We evaluated our method across three environments to estimate the representation and EL of trajectories. Specifically, we conducted tests in a Rock-Paper-Scissors (RPS) environment to provide insight into the higher-level geometrical representation of strategies, aligning with the hypothesis in (Czarnecki et al., 2020). In evaluating ELA for offline learning algorithms, we compared average scores over 500 games between two players. For the Two-player Pong, the average score was calculated using the formula $(N_{\text{win}} - N_{\text{lose}})/N_{\text{game}}$. For Limit Texas

Hold'em, since a player can win with different margins depending on a certain game, we determined the average score as the difference between the total chips won and lost divided by the total number of games played.

7.2. Representation and EL Estimation

The strategy representation of trajectories is firstly reduced to two dimensions using t-SNE (PCA is used in Two-player Pong to preserve scale for our further analysis), followed by coloring based on different labels.

RPS. We demonstrate the results in the RPS in Figure 6. In RPS, a more biased strategy deviates further from the Nash equilibrium, leading to worse performance. In Figure 6a, we color the representations by the player strategy of each trajectory: the trajectories with bias 0.5, 0.2, and 0 are colored with chartreuse, cyan, and purple, respectively. We use consistent colors in other images in Figure 6 to indicate the label value of each plot. Figure 6b shows the estimated EL derived from P-VRNN and the EL estimator. Figure 6c is labeled by the terminal reward of each trajectory. From the three figures, it is evident that our EL estimator shows similar pattern with Figure 6a, considered a ground truth. Furthermore, a decrease in the estimated EL is observed as the trajectory approaches the Nash policy.

Considering the structure of the strategy space, we can analyze an $(N + 1)$ -dimensional space with N dimension of trajectory representation and one dimension of EL. To simplify the problem and make it perceptible, we consider reducing the dimension to $2 + 1$, as shown in Figure 6d. Despite not matching precisely, we can see a spinning top structure as predicted. There are more strategies with higher EL that are non-transitive.

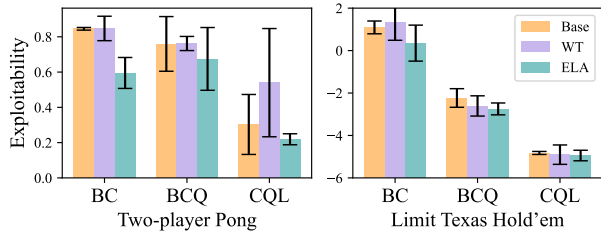


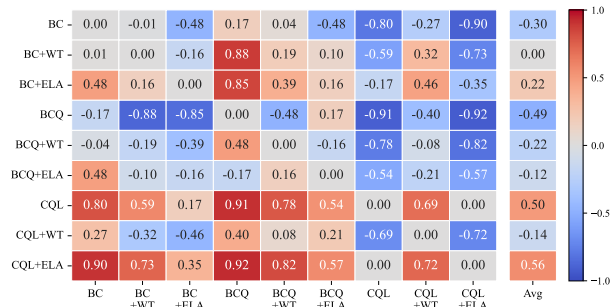
Figure 7. Exploitability supported on the demonstrator set generating the offline dataset. Lower is better.

Two-player Pong and Limit Texas Hold'em. We also illustrate the results of the Two-player Pong and the Limit Texas Hold'em. In the Two-player Pong, we choose eight players with strategies trained by PPO with different checkpoints. As shown in Figure 6e and 6f, the strategy representation is naturally separated into eight clusters, revealing both EL and reward distributions. Figure 6e demonstrates that EL better reflects the strength of each player, as the values within each cluster are more consistent. Additionally, it is observed that the most expansive cluster with the lowest density has the highest EL, suggesting that the least trained strategy exhibits unstable behavior. In the Limit Texas Hold'em, there are three players—two experts with slightly different strategies and one relatively novice player. As shown in Figure 6g and 6h, if we use EL as a filter, most of the trajectories played by experts are retained. However, in Figure 6h, there are a lot of greenish points in the cluster on the left, which has a low reward. Therefore, if we filter the reward with a neutral value near 0, a lot of expert trajectories would be erroneously excluded. Figure 6h indicates that there is a possibility of expert players obtaining low rewards, which disrupts filtering with reward, while Figure 6g demonstrates that the EL estimator can overcome this challenge by changing the reward filter to EL filter.

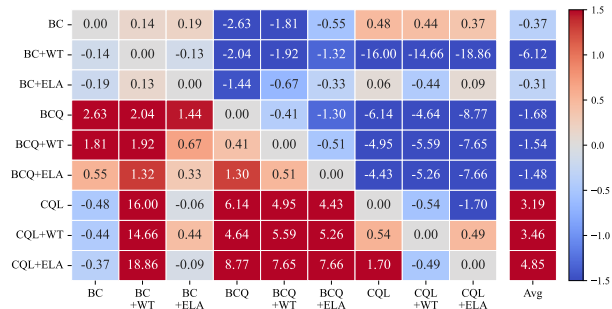
7.3. EL Augmented Offline Learning

In our evaluation of the EL-augmented offline learning approach, we considered two main categories of methodologies. For IL, we employed BC, while in the domain of offline RL, we adopted representative algorithms BCQ (Fujimoto et al., 2019) and CQL (Kumar et al., 2020). In our evaluation, we excluded methods that rely on online interactions (e.g., GAIL) or necessitate interactions with experts (e.g., DAGger) in offline learning approaches.

We applied ELA to each algorithm to evaluate its performance enhancement. We scaled the learned estimated EL from 0 to 1 by using the maximum and minimum EL in the dataset. A hyperparameter search was conducted to identify the appropriate EL_{thresh} for each model and environment. As an additional baseline for ELA, we trained the offline learning algorithm by exclusively selecting the winning trajectory (WT) from the dataset. In Figure 7, a comparison of exploitability is presented, supported on the demonstrator set outlined in Section 3. Basically, offline



(a) Two-player Pong



(b) Limit Texas Hold'em

Figure 8. Cross evaluation of offline learning algorithms in zero-sum games. Higher is better.

RL algorithms show better performance than the imitation learning approach on average because of the offline datasets from mixed demonstrators. Notably, ELA consistently outperforms alternative methods. While WT enhances the performance of the original offline algorithm in some cases, it occasionally hinders performance due to Q-value overestimation stemming from data bias by only selecting the winning trajectory. Furthermore, to illustrate the relative performance among the trained models, Figure 8 displays the outcomes of cross-evaluating various algorithm combinations in the two environments. The value of each cell signifies the score of the model along the horizontal axis compared to the model along the vertical axis. The last column in each subfigure highlights that ELA enhances the performance of all offline learning algorithms in both environments.

8. Conclusions

In this work, we proposed an effective framework, ELA, to enhance offline learning methods in zero-sum games. We designed a P-VRNN network, which shows extraordinary results in identifying the strategy distribution of the trajectories. We defined the exploited level for the trajectory to measure proximity to Nash equilibrium and subsequently proposed ELA as a universal method for improving the performance of offline learning algorithms. We built a solid theoretical foundation for ELA, and the experiments on multiple environments and algorithms showed positive results in adding ELA. We explored a broad variety of algorithms

with different hyperparameters. In future work, we aim to explore zero-sum games with a larger number of players. We consider utilizing the strategy representation in different ways over a larger variety of environments since the P-VRNN does not require the game to be zero-sum.

Social Impacts

Our paper introduces a novel approach to enhance the existing offline learning algorithms in zero-sum games. The improved efficiency in identifying dominant strategies may inadvertently amplify strategic advantages in competitive domains, posing risks to fairness. Ethical considerations are necessary to responsibly deploy the method and mitigate potential negative results in real-world applications.

References

- Andrychowicz, O. M., Baker, B., Chociej, M., Jozefowicz, R., McGrew, B., Pachocki, J., Petron, A., Plappert, M., Powell, G., Ray, A., et al. Learning dexterous in-hand manipulation. *The International Journal of Robotics Research*, 39(1):3–20, 2020.
- Bain, M. and Sammut, C. A framework for behavioural cloning. In *Machine Intelligence 15*, pp. 103–129, 1995.
- Baker, B., Akkaya, I., Zhokov, P., Huizinga, J., Tang, J., Ecoffet, A., Houghton, B., Sampedro, R., and Clune, J. Video pretraining (vpt): Learning to act by watching unlabeled online videos. *Advances in Neural Information Processing Systems*, 35:24639–24654, 2022.
- Bansal, T., Pachocki, J., Sidor, S., Sutskever, I., and Mor-datch, I. Emergent complexity via multi-agent competition. In *International Conference on Learning Representations*, 2018.
- Beliaev, M., Shih, A., Ermon, S., Sadigh, D., and Pedarsani, R. Imitation learning by estimating expertise of demonstrators. In *International Conference on Machine Learning*, pp. 1732–1748. PMLR, 2022.
- Berner, C., Brockman, G., Chan, B., Cheung, V., Dębiak, P., Dennison, C., Farhi, D., Fischer, Q., Hashme, S., Hesse, C., et al. Dota 2 with large scale deep reinforcement learning. *arXiv preprint arXiv:1912.06680*, 2019.
- Bojarski, M., Del Testa, D., Dworakowski, D., Firner, B., Flepp, B., Goyal, P., Jackel, L. D., Monfort, M., Muller, U., Zhang, J., et al. End to end learning for self-driving cars. *arXiv preprint arXiv:1604.07316*, 2016.
- Brown, D., Goo, W., Nagarajan, P., and Niekum, S. Extrapolating beyond suboptimal demonstrations via inverse reinforcement learning from observations. In *International conference on machine learning*, pp. 783–792. PMLR, 2019.
- Brown, D. S., Goo, W., and Niekum, S. Better-than-demonstrator imitation learning via automatically-ranked demonstrations. In *Conference on robot learning*, pp. 330–359. PMLR, 2020.
- Chen, J., Yuan, B., and Tomizuka, M. Model-free deep reinforcement learning for urban autonomous driving. In *2019 IEEE intelligent transportation systems conference (ITSC)*, pp. 2765–2771. IEEE, 2019.
- Chen, L., Paleja, R., and Gombolay, M. Learning from sub-optimal demonstration via self-supervised reward regression. In *Conference on robot learning*, pp. 1262–1277. PMLR, 2021.
- Chung, J., Gulcehre, C., Cho, K., and Bengio, Y. Empirical evaluation of gated recurrent neural networks on sequence modeling. *arXiv preprint arXiv:1412.3555*, 2014.
- Chung, J., Kastner, K., Dinh, L., Goel, K., Courville, A. C., and Bengio, Y. A recurrent latent variable model for sequential data. In Cortes, C., Lawrence, N., Lee, D., Sugiyama, M., and Garnett, R. (eds.), *Advances in Neural Information Processing Systems*, volume 28. Curran Associates, Inc., 2015.
- Czarnecki, W. M., Gidel, G., Tracey, B., Tuyls, K., Omidshafiei, S., Balduzzi, D., and Jaderberg, M. Real world games look like spinning tops. *Advances in Neural Information Processing Systems*, 33:17443–17454, 2020.
- Dai, Y., Yang, M., Dai, B., Dai, H., Nachum, O., Tenenbaum, J., Schuurmans, D., and Abbeel, P. Learning universal policies via text-guided video generation. *arXiv preprint arXiv:2302.00111*, 2023.
- Ding, Y., Florensa, C., Abbeel, P., and Phielipp, M. Goal-conditioned imitation learning. *Advances in neural information processing systems*, 32, 2019.
- Ernst, D., Geurts, P., and Wehenkel, L. Tree-based batch mode reinforcement learning. *Journal of Machine Learning Research*, 6, 2005.
- Ettinger, S., Cheng, S., Caine, B., Liu, C., Zhao, H., Pradhan, S., Chai, Y., Sapp, B., Qi, C. R., Zhou, Y., et al. Large scale interactive motion forecasting for autonomous driving: The waymo open motion dataset. In *Proceedings of the IEEE/CVF International Conference on Computer Vision*, pp. 9710–9719, 2021.
- Fujimoto, S., Meger, D., and Precup, D. Off-policy deep reinforcement learning without exploration. In *International conference on machine learning*, pp. 2052–2062. PMLR, 2019.
- Grover, A., Al-Shedivat, M., Gupta, J., Burda, Y., and Edwards, H. Learning policy representations in multiagent

- systems. In *International conference on machine learning*, pp. 1802–1811. PMLR, 2018.
- Heinrich, J. and Silver, D. Deep reinforcement learning from self-play in imperfect-information games. *arXiv preprint arXiv:1603.01121*, 2016.
- Ho, J. and Ermon, S. Generative adversarial imitation learning. *Advances in neural information processing systems*, 29, 2016.
- Kumar, A., Zhou, A., Tucker, G., and Levine, S. Conservative q-learning for offline reinforcement learning. *Advances in Neural Information Processing Systems*, 33: 1179–1191, 2020.
- Lu, Y., Fu, J., Tucker, G., Pan, X., Bronstein, E., Roelofs, B., Sapp, B., White, B., Faust, A., Whiteson, S., et al. Imitation is not enough: Robustifying imitation with reinforcement learning for challenging driving scenarios. *arXiv preprint arXiv:2212.11419*, 2022.
- Lynch, C., Khansari, M., Xiao, T., Kumar, V., Tompson, J., Levine, S., and Sermanet, P. Learning latent plans from play. In *Conference on robot learning*, pp. 1113–1132. PMLR, 2020.
- Mandlekar, A., Xu, D., Wong, J., Nasiriany, S., Wang, C., Kulkarni, R., Fei-Fei, L., Savarese, S., Zhu, Y., and Martín-Martín, R. What matters in learning from offline human demonstrations for robot manipulation. In *5th Annual Conference on Robot Learning*, 2021.
- Mnih, V., Kavukcuoglu, K., Silver, D., Graves, A., Antonoglou, I., Wierstra, D., and Riedmiller, M. Playing atari with deep reinforcement learning. *arXiv preprint arXiv:1312.5602*, 2013.
- Pan, L., Huang, L., Ma, T., and Xu, H. Plan better amid conservatism: Offline multi-agent reinforcement learning with actor rectification. In *International Conference on Machine Learning*, pp. 17221–17237. PMLR, 2022.
- Pearce, T., Rashid, T., Kanervisto, A., Bignell, D., Sun, M., Georgescu, R., Macua, S. V., Tan, S. Z., Momennejad, I., Hofmann, K., et al. Imitating human behaviour with diffusion models. In *International Conference on Learning Representations*, 2023.
- Pomerleau, D. A. *Alvinn: An autonomous land vehicle in a neural network*. *Advances in neural information processing systems*, 1, 1988.
- Ross, S., Gordon, G., and Bagnell, D. A reduction of imitation learning and structured prediction to no-regret online learning. In *Proceedings of the fourteenth international conference on artificial intelligence and statistics*, pp. 627–635. JMLR Workshop and Conference Proceedings, 2011.
- Russell, S. Learning agents for uncertain environments. In *Proceedings of the eleventh annual conference on Computational learning theory*, pp. 101–103, 1998.
- Sasaki, F. and Yamashina, R. Behavioral cloning from noisy demonstrations. In *International Conference on Learning Representations*, 2020.
- Schulman, J., Wolski, F., Dhariwal, P., Radford, A., and Klimov, O. Proximal policy optimization algorithms. *arXiv preprint arXiv:1707.06347*, 2017.
- Shafiqullah, N. M., Cui, Z., Altanzaya, A. A., and Pinto, L. Behavior transformers: Cloning k modes with one stone. *Advances in neural information processing systems*, 35: 22955–22968, 2022.
- Vinyals, O., Babuschkin, I., Czarnecki, W. M., Mathieu, M., Dudzik, A., Chung, J., Choi, D. H., Powell, R., Ewalds, T., Georgiev, P., et al. Grandmaster level in starcraft ii using multi-agent reinforcement learning. *Nature*, 575 (7782):350–354, 2019.
- Yang, M., Levine, S., and Nachum, O. Trail: Near-optimal imitation learning with suboptimal data. *arXiv preprint arXiv:2110.14770*, 2021.
- Yu, T., Kumar, A., Chebotar, Y., Hausman, K., Finn, C., and Levine, S. How to leverage unlabeled data in offline reinforcement learning. In *International Conference on Machine Learning*, pp. 25611–25635. PMLR, 2022.
- Zha, D., Lai, K.-H., Huang, S., Cao, Y., Reddy, K., Vargas, J., Nguyen, A., Wei, R., Guo, J., and Hu, X. Rlcard: A platform for reinforcement learning in card games. In *IJCAI*, 2020.
- Ziebart, B. D., Maas, A. L., Bagnell, J. A., Dey, A. K., et al. Maximum entropy inverse reinforcement learning. In *AAAI*, volume 8, pp. 1433–1438. Chicago, IL, USA, 2008.

A. The Proof of Proposition 6.1

Proof. For simplicity, we only prove in a 2-player setting. By definition of exploitability, $E(\pi) = -r(BR(\pi), \pi)$. So we have

$$\begin{aligned}
 E(\pi(\tau)) &= -r(BR(\pi(\tau)), \pi(\tau)) \\
 &= -r\left(\operatorname{argmax}_{\pi_{-i}} r(\pi_{-i}, \pi(\tau)), \pi(\tau)\right) \\
 &= -\int_{\pi \in \Pi} \tau(\pi) r\left(\operatorname{argmax}_{\pi_{-i}} r(\pi_{-i}, \pi(\tau)), \pi\right) d\pi \\
 &\leq -\int_{\pi \in \Pi} \tau(\pi) r\left(\operatorname{argmax}_{\pi_{-i}} r(\pi_{-i}, \pi), \pi\right) d\pi \\
 &= -\int_{\pi \in \Pi} \tau(\pi) r(BR(\pi), \pi) d\pi \\
 &= \int_{\pi \in \Pi} \tau(\pi) E(\pi) d\pi
 \end{aligned}$$

The inequality is established by the property of argmax function. \square

B. The Proof of Proposition 6.2

Proof. Since $\pi(\tau)$ is ϵ_1 -Nash equilibrium, the exploitability $E(\pi(\tau)) \leq \epsilon_1$. Thus for an arbitrary $\hat{\pi}$, we have $r(\hat{\pi}, \pi(\tau)) \geq -\epsilon_1$. Hence, for all τ' satisfying $d(f(\tau), f(\tau')) < \delta$, we have

$$\begin{aligned}
 r(\hat{\pi}, \pi(\tau')) &= \int_{\pi \in \Pi} \tau'(\pi) r(\hat{\pi}, \pi) d\pi \\
 &= \int_{\pi \in \Pi} \tau(\pi) r(\hat{\pi}, \pi) d\pi + \int_{\pi \in \Pi} (\tau'(\pi) - \tau(\pi)) r(\hat{\pi}, \pi) d\pi \\
 &\geq r(\hat{\pi}, \pi(\tau)) - \int_{\pi \in \Pi} |\tau'(\pi) - \tau(\pi)| |r(\hat{\pi}, \pi)| d\pi \\
 &\geq -\epsilon_1 - M \int_{\pi \in \Pi} |\tau'(\pi) - \tau(\pi)| d\pi \\
 &> -\epsilon_1 - \alpha \delta M
 \end{aligned}$$

Thus, we have

$$\begin{aligned}
 EL_\delta(\tau) &= \frac{\sum_{d(f(\tau), f(\tau')) < \delta} (-r(\hat{\pi}, \pi(\tau')))^+}{\sum_{d(f(\tau), f(\tau')) < \delta} \mathbb{1}_{r(\hat{\pi}, \pi(\tau')) \leq 0}} \\
 &\leq \max_{d(f(\tau), f(\tau')) < \delta} -r(\hat{\pi}, \pi(\tau')) \\
 &< \epsilon_1 + \alpha \delta M
 \end{aligned}$$

\square

C. The Games and Implementation Details

C.1. Overview of the Zero-Sum Games

We choose the following well-known games in our experiments:

- **Rock-Paper-Scissors (RPS):** Players have three potential actions to take: rock, paper, and scissors. The observation of each player is the action of the opponent in the last round. In each trajectory, RPS games are played for $T = 500$ times consecutively. The player who wins gets +1 point, and the player who loses gets -1 point. When there is a draw, the point is not changed.
- **Two-player Pong:** Each player controls a paddle on one side of the screen. The goal is to keep the ball in play by moving the paddles up or down to hit it. If a player misses hitting the ball with their paddle, it loses the game. The observation of players includes ball and paddle positions across two consecutive time steps and potential actions include moving up or down.
- **Limit Texas Hold'em:** Players start with two private hole cards, and five community cards are revealed in each stage (the flop, turn, and river). Each player has to create the best five-card hand using a combination of their hole and the

community cards. During the four rounds, players can select call, check, raise, or fold. The players aim to win the game by accumulating chips through strategic betting and building strong poker hands. The observation of players is a 72-element vector, with the first 52 elements representing cards (hole cards and community cards) and the last 20 elements tracking the betting history in four rounds.

C.2. Implementation Details

In the actual implementation of P-VRNN, the action a_t and observation o_t pass through neural networks ψ_a and ψ_o first to reduce dimension and extract features. The functions ϕ_p , ϕ_e , and ϕ_d are implemented with multi-layer perceptron (MLP) with latent space dimension $z_{\text{dim}} = 8$, hidden layer dimension $h_{\text{dim}} = 8$, recurrence layer dimension $r_{\text{dim}} = 8$ and representation dimension $l_{\text{dim}} = 8$. Gated Recurrent Unit (GRU) (Chung et al., 2014) is used as the recurrence function ϕ_r . We trained the models for 100 epochs with a learning rate of 0.0005 and a batch size of 32 trajectories using the Adam optimizer. As for EL estimation, we also use GRU, and we use the recurrent output of the final step as function output.

In our offline learning experiments, we utilize an MLP architecture for the actor network, with two hidden layers of 256 units each. Our offline dataset consists of 45K trajectories, each containing 100 time steps for the Limited Texas Hold'em game and 1K time steps for the Two-player Pong game. During offline learning, we trained the models for 300 epochs with a learning rate of 0.0005. We set the minibatch number to 50 for each epoch, employing the Adam optimizer to ensure a consistent number of updates for all methods. We used a widely used codebase for BCQ¹ and CQL² to ensure consistency and reproducibility. All experiments were conducted using an RTX 2080 Ti GPU and an AMD Ryzen Threadripper 3970X CPU.

D. Remarks on Learning Strategy Representation of Trajectories in Multi-Agent Games

In an imperfect information game, relying on models that only consider the observation and action information of a single time step is insufficient to obtain strategy representations for trajectories. Also, directly inferring representation from observation and action using an operator introduces bias due to the influence of opponents' strategies on their actions. Unlike a single player in a specific environment, where actions directly affect observations, the presence of multiple players leads to diverse observations even when the agent's behavior remains constant. For the same reason, the representation should remain independent of the reward, as it is a combined outcome of both players, including the opponent. Furthermore, the representation should also be informative enough to predict a player's subsequent action. Therefore, we turn to variational recurrent neural networks (VRNN) (Chung et al., 2015), which is widely used for sequential generation to enable such prediction.

¹<https://github.com/sfujim/BCQ>

²<https://github.com/BY571/CQL>