

Clustering and Ranking: Diversity-preserved Instruction Selection through Expert-aligned Quality Estimation

Yuan Ge^{*1,2}, Yilun Liu^{✉2}, Chi Hu¹, Weibin Meng², Shimin Tao²,
Xiaofeng Zhao², Hongxia Ma², Li Zhang², Hao Yang², Tong Xiao^{1,3}

¹ School of Computer Science and Engineering, Northeastern University, Shenyang, China

² Huawei Translation Service Center, Beijing, China

³ NiuTrans Research, Shenyang, China

{geyuanqq, huchinlp}@gmail.com

{liuyilun3, mengweibin3, taoshimin, zhaoxiaofeng14, mahongxia,
izzie.zhangli, yanghao30}@huawei.com, xiaotong@mail.neu.edu.cn

Abstract

With contributions from the open-source community, a vast amount of instruction tuning (IT) data has emerged. Given the significant resource allocation required by training and evaluating models, it is advantageous to have an efficient method for selecting high-quality IT data. However, existing methods for instruction data selection have limitations such as relying on fragile external APIs, being affected by biases in GPT models, or reducing the diversity of the selected instruction dataset. In this paper, we propose an industrial-friendly, expert-aligned and diversity-preserved instruction data selection method: **Clustering and Ranking (CaR)**. CaR consists of two steps. The first step involves ranking instruction pairs using a scoring model that is well aligned with expert preferences (achieving an accuracy of 84.25%). The second step involves preserving dataset diversity through a clustering process. In our experiment, CaR selected a subset containing only 1.96% of Alpaca’s IT data, yet the underlying AlpacaCaR model trained on this subset outperforms Alpaca by an average of 32.1% in GPT-4 evaluations. Furthermore, our method utilizes small models (355M parameters) and requires only 11.2% of the monetary cost compared to existing methods, making it easily deployable in industrial scenarios.

1 Introduction

Large Language Models (LLMs) acquire the capability to follow instructions through a process known as instruction tuning (IT) (Radford et al., 2019; Brown et al., 2020; Zhang et al., 2023), bridging the gap between next-word prediction and adherence to user-provided instructions. Furthermore, it aligns the LLMs with critical human standards such as security, privacy and legal compliance.

* Work done during an internship at Huawei.

✉ Yilun Liu is the corresponding author.
(liuyilun3@huawei.com)

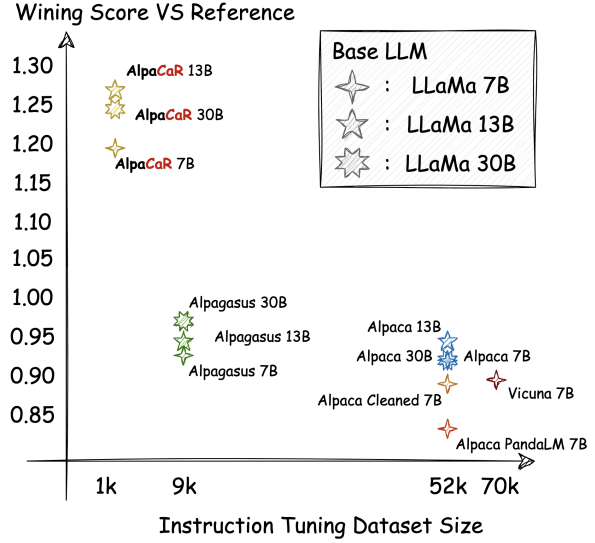


Figure 1: Performance comparison of our AlpacaCaR model against other baseline models.

The open-sourcing of LLaMa (Touvron et al., 2023) marks a significant milestone in LLM endeavors, providing us with accessible pre-trained LLM. However, creating high-quality instruction sets reflecting human preferences is still a challenge, since manual annotation is both time-consuming and labor-intensive (Chiang et al., 2023). Efforts to augment the construction of high-quality instruction sets have been significantly shaped by the self-instruct framework (Wang et al., 2022). This groundbreaking framework proposes a novel methodology whereby the LLM is utilized to autonomously construct IT datasets. Stanford’s Alpaca (Taori et al., 2023) leveraged a similar strategy, harnessing text-davinci-003 to curate the Alpaca_52k dataset. Subsequent IT on LLaMa-7b then led to the fruition of Alpaca. However, it is imperative to note that the filtering phase within the self-instruct framework primarily focuses on instruction structural integrity and similarity, inadvertently sidelining the crucial instruction quality.

IQS	Comet	GPT-4	GPT-3.5
84.25%	72.44%	63.19%	57.48%

Table 1: Accuracy of the IQS, Comet and GPT models on the IQE test set. Reflecting the alignment of the model with human preferences in the task of Instruction Pairs Quality Estimation. The IQS and Comet models were fine-tuned, while the GPT model used prompts referenced in the appendix A.2.

Instruction quality often outweighs quantity during the optimization of model performance (Li et al., 2023b,a). LIMA (Zhou et al., 2023) argued that the capabilities and knowledge of a model are almost entirely acquired during the pre-training stage, and the supervised fine-tuning (SFT) stage requires only a minimal amount of high-quality instruction pairs to align the model with human interaction forms. From this viewpoint, Alpargus (Chen et al., 2023) utilizes GPT-3.5 Turbo to filter roughly 9k instructions rated 4.5 or higher, surpassing Alpaca’s performance. However, Zheng et al. (2023) highlights that GPT demonstrates a self-enhancement bias, rendering it unsuitable for assessing instructions generated by models within the same series. Furthermore, Zhou et al. (2023) addresses the significance of data diversity on model performance, yet Alpargus neglects to maintain data diversity during selection. In addition, relying on fragile and expensive external GPT APIs renders Alpargus limited in industrial deployment, especially in low computation resource scenarios.

In this work, we propose an effective and efficient method for selecting instruction pairs - **Clustering and Ranking (CaR)**. CaR consists of two steps. The first is ranking through quality estimation on instruction pairs, where an expert-aligned scoring model (with 355M parameters only) achieves an accuracy of 84.25% with expert preferences. Then, a clustering step ensures the overall diversity of the dataset, minimizing potential capability gaps. Our contributions are summarized as follows:

- We introduced Instruction Pair Quality Estimation (IQE), a new stage in IT process which aims to use the assessment results of instruction datasets as an aid for the actual fine-tuning of language models and evaluation on benchmarks, reducing the time and computational expenses for model performance validation in IT process by over 90%.

- We proposed a novel quality evaluation paradigm for IT dataset that is independent of external APIs and aligns well with human experts’ preferences. As shown in Table 1, our small Instruction pair Quality Scoring (IQS) model, compared to GPT-4 Turbo, achieves a 21.05% improvement in aligning with human preferences for data quality.
- We proposed CaR, an instruction selection method that aligns with expert insights and preserves diversity, showcasing significant enhancements in model performance and training efficiency. As shown in Fig. 1, CaR uses a small model to filter high-quality instruction data, achieving an average performance exceeding Alpaca by about 13.3% to 32.8% on the Alpaca_52k dataset using only a 1.96% subset of instructions. This implies a reduction of 98% in training time and resources.

In addition, we released our code and models to facilitate future research and industrial endeavors¹.

2 Method

2.1 Motivation

Our work is motivated by the challenges of data quality in instruction tuning and the limitations of existing approaches.

(1) From Quality Estimation to Instruction Pair Quality Estimation

Quality estimation (QE) is a pivotal task in the field of machine translation (MT). The score of sentence-level or paragraph-level QE can be utilized to assess the effectiveness of MT models, or to select translations of superior quality for specific purposes such as manual post-editing and model training.

Presently, the IT process of LLMs encounters a similar challenge: the rapid transition of our instruction pairs from being exceedingly scarce to overwhelmingly abundant yet varying in quality. Typically, to gauge the quality of an IT dataset, it necessitates a fine-tuning of the baseline model using entire data, followed by performance testing on benchmarks – initially through inference on the test set and subsequently evaluating the inference results via LLMs or human judgement. This process demands extensive computational resources. We aspire to shift the focus of evaluating model

¹<https://github.com/IronBeliever/CaR>

performance to evaluating IT datasets through IQE. Our goal is to initially perform a coarse screening of a large number of instructions using IQE, followed by refining and choosing the optimal LLM with minimal datasets to lower the total computational expense involved in instruction filtering and verification.

(2) GPT as a Judge Exhibits Systematic Bias

In scenarios that necessitate human preferences, researchers commonly utilize GPT preferences as a substitute for human preferences due to considerations of time and cost. Such as evaluating the quality of responses (Zhou et al., 2023; Rafailov et al., 2023) or reinforcement learning from human feedback (Dubois et al., 2023; Lee et al., 2023). However, researchers have identified systemic biases in GPT-4’s evaluations (Zheng et al., 2023; Wang et al., 2023a), including positional bias, verbosity bias, and self-enhancement bias.

Chen et al. (2023) leverages GPT-3.5 Turbo to refine instructions, outperforming Alpaca. However, the scores also reflect self-enhancement bias: Researchers generally view Alpaca 52k as needing improvement (AlpacaDataCleaned²; Liu et al., 2023), yet GPT-3.5 Turbo’s evaluations reveal 9k instruction pairs exceeding a 4.5 rating and 39k surpassing 4.0. This contradictory evaluation results from GPT-3.5 Turbo indicate that it overrated the quality of instruction pairs generated by text-davinci-003, where both models belong to GPT model series. Thus, under this selection framework, Alpagasus’s method still aligns with GPT preferences without integrating a broader spectrum of genuine high-quality human preferences. Therefore, introducing more realistic human preferences for instruction filtering can further improve the model performance.

(3) Instruction Diversity Inspires LLMs’ Multi-tasks Capability

Recent work has recognized the significance of data diversity: Zhou et al. (2023) demonstrated that models trained on more diverse datasets exhibit superior generative quality through the application of prior knowledge. Chen et al. (2023) found that using GPT-3.5 Turbo for high-quality data selection accidentally omitted many code instructions, weakening Alpagasus’s programming abilities. Dong et al. (2023) discovered that mixing training data from different tasks improves LLMs’ capabilities in low-resource scenarios. Inspired by these findings,

we believe that data diversity stems from instruction sets comprising instructions for various tasks. In low-resource scenarios, blending these instructions from different tasks enhances the capabilities of LLMs.

Therefore, it’s crucial to ensure the IT dataset’s diversity, especially in low-resource situations where the model is large-scale, but the quantity of high-quality data for each task is limited.

2.2 Clustering and Ranking Method

Considering the motivations delineated previously, we integrate the two dimensions of quality and diversity, and propose a straightforward yet efficacious data selection framework: Cluster and Ranking. Inspired by Zhou et al. (2023), we first select a subset that ensures the retention of a large number of high-quality instructions, then supplement a small number of high quality instructions from each cluster to enhance the diversity of the data while preserving instruction quality. As shown in Fig. 2, initially, the entire dataset undergoes evaluation through the IQS model, assigning a $score_i$ to each instruction $pair_i$. Subsequently, the cluster model is employed to cluster all candidate instruction pairs into k clusters. Finally, all instruction pairs are sorted based on their scores, and the top n_1 pairs are selected; within each cluster, instruction pairs are sorted by score, and the top n_2 pairs are chosen. A high-quality sub-dataset with preserved diversity is then curated by deduplicating $n_1 + k * n_2$ pairs of instructions. This refined dataset is intended for the training of AlpaCaR.

In Section 2.3 and 2.4, we present a comprehensive discussion of the ranking and clustering methodologies implemented in CaR. Our implementation exclusively employs small-scale models that can be deployed even in resource-limited environment. In contrast to methods that depend on API calls for instruction filtering, CaR not only incurs lower costs in application but also eliminates the risks associated with information leakage.

2.3 Single Instruction Pair Quality Estimation

In order to define and explore the IQE task based on the QE task, we start with the Comet and introduce the expert preference fine-tuning model to explore a suitable framework.

Our training data came from expert-revised dataset (Liu et al., 2023), which involved improvements made by linguistic experts to 3,751 instruction pairs from the Alpaca_52k dataset (Taori et al.,

²<https://github.com/gururise/AlpacaDataCleaned>

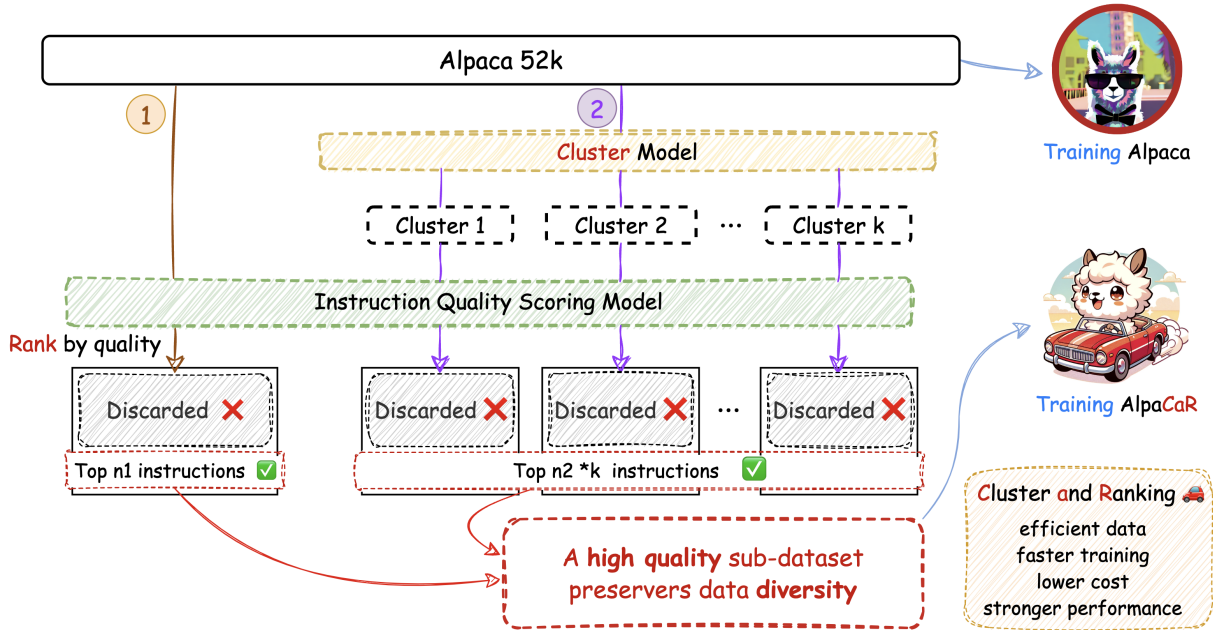


Figure 2: An overview of Cluster and Ranking (CaR) method. Unlike directly training Alpaca with the entire Alpaca_52k dataset, CaR first uses the IQS model to score all instructions (brown arrow). Then it selects the top n_1 instructions ranked by quality. Next, a clustering model (violet arrow) groups all instructions into k clusters, selecting n_2 from each. These are concatenated and deduplicated to form a diverse, high-quality sub-dataset for training AlpacaR.

2023). As shown in Fig. 3, these improvements included increasing the fluency and accuracy to reduce the ambiguity of instruction pairs,

and improving the semantic coherence between questions and responses. We posit that instructions and responses generated by text-davinci-003 before revision fall under the label *GPT Preference*, while those revised to better align with human preferences fall under another label *Expert Preference*. To facilitate the model’s learning of the features within different labels, we carefully selected 2,541 instructions with substantial differences before and after revision from the expert-revised dataset (with the calculated edit distance greater than a small threshold). These were randomly divided into training, validation, and test sets in an 8:1:1 ratio.

Initially, we experimented with the Translation Ranking model architecture from the Comet framework to leverage the paired annotations in expert-revised better. This involved using instruction and input from the instruction pairs as anchors, aiming to decrease the distance between anchor and response in human preference samples, and to increase the distance between anchor and GPT-generated responses. Experimental results indicated a 72.44% accuracy on the test set.

We believe that relying on the *GPT Prefer-*

ence samples’ instructions and inputs as an anchor may fail to capitalize on the enhancements experts make to instructions and inputs in specific samples. Therefore, we retained the pre-trained Sentence BERT in Comet framework and directly concatenated the various parts of the instruction pair with spaces to train the IQS model. As shown in Table 1, experimental results indicated that our IQS model achieved an accuracy of 84.5% on the test set. However, the accuracy of both GPT-3.5 Turbo and gpt-4-1106-preview is observed to be only 57.48% and 63.19%, respectively. After further analysis, in 62.2% of incorrect cases, GPT-4 favored original instructions, showing that even advanced GPT models often prefer GPT-aligned instructions. Additionally, in 37.8% of incorrect cases, GPT-4 rated pre- and post-revision content equally, revealing its difficulty in recognizing expert, nuanced semantic changes with minimal adjustments. Although GPT-4 has demonstrated a high degree of alignment with human preferences in most general tasks, the subpar performance of GPT models on the expert-revised dataset highlights a subtle gap between expert preferences and GPT preferences.

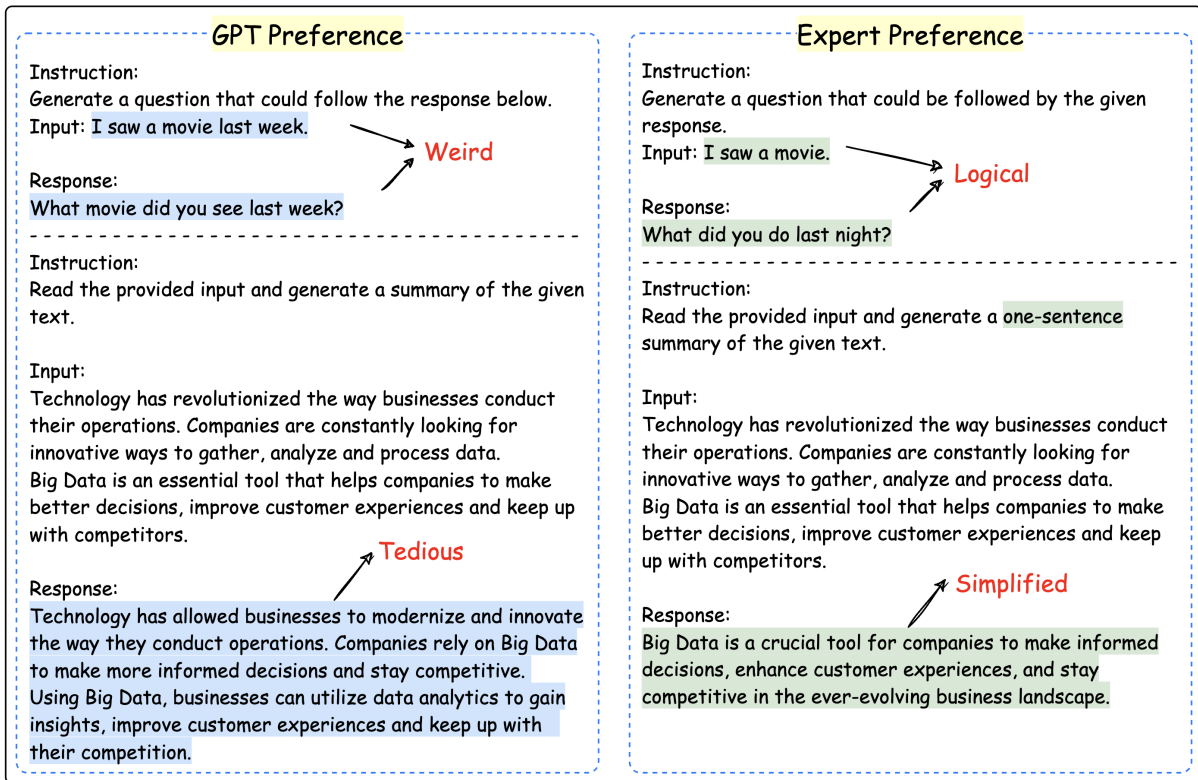


Figure 3: Two Cases from the expert-revised dataset. The left side shows awkward dialogue generated by GPT and a wordy summary, while the right side presents a logical dialogue and a concise summary after linguistic expert modifications.

2.4 Diversity

Within the instruction filtering framework, it is necessary to filter out a subset containing only a minimal amount of data from a vast array of instructions, resulting in a limited number of instructions per task. In such low-resource scenarios, Dong et al. (2023) has revealed that blending training data from various tasks enhances the LLMs’ proficiency across different abilities. Intuitively, by assigning a task label to each instruction pair, we can preserve instruction pairs associated with a broader range of tasks, thereby facilitating cross-task instruction synergy and enhancing model performance. To ascertain the task labels for instruction pairs, we considered three annotation methods: manual labeling, classification models, and clustering models, ultimately choosing clustering for our experiment. While manual labeling offers greater accuracy in task label assignment, it is time-consuming and challenging to transfer across different datasets. We hypothesize that instruction pairs belonging to the same task are adjacent in semantic space, allowing for the supervised learning of this distribution using classification models. However, classification-based approaches may lack flexibility

when encountering out-of-domain data.

In order to enhance the versatility of the method, we opted for an unsupervised clustering-based approach to preserve data diversity. A clustering algorithm can identify instruction pairs that are adjacent in semantic space and form clusters for different tasks. Moreover, this choice allows for efficiently adapting to different datasets without retraining from scratch by forming new clusters when encountering out-of-domain instruction pairs.

In terms of clustering methodology, we employ the k -Means algorithm. Beginning with a sentence-transformers model, sentences are mapped to a 384-dimensional dense vector space. Subsequently, PCA is applied to reduce dimensionality while retaining 95% of the principal components. Finally, setting the number of clusters as $k = \sqrt{n/2}$, all 52k instruction pairs are clustered into 178 clusters. The diversity of the instruction sub-dataset is maintained by adjusting the quantity of instruction pairs within each cluster.

3 Experimental Setup

To compare AlpaCaR with other models, we acquire a single response for each sample in the test

Method	Num	Size	PandaLM			Vicuna			Coach			Self-instruct		
			WS [†]	WR [†]	QS [†]	WS [†]	WR [†]	QS [†]	WS [†]	WR [†]	QS [†]	WS [†]	WR [†]	QS [†]
Alpaca-PandaLM	52k	7b	1.224	49.4%	72.9%	0.288	8.8%	20.0%	0.867	28.7%	58.0%	1.075	42.9%	64.7%
Alpaca-cleaned	52k	7b	1.276	53.5%	74.1%	0.300	8.8%	21.3%	0.953	35.3%	60.0%	1.083	42.5%	65.9%
Vicuna	70k	7b	1.276	53.5%	74.1%	0.688	17.5%	51.3%	0.787	23.3%	55.3%	0.877	25.8%	61.9%
Alpaca	52k	7b	1.341	54.1%	80.0%	0.363	11.3%	25.0%	0.913	32.7%	58.7%	1.139	42.9%	71.0%
Alpapasus	9k	7b	1.324	54.1%	78.2%	0.463	13.8%	32.5%	0.807	25.3%	55.3%	1.123	44.4%	67.9%
AlpCaR	1k	7b	1.594	70.6%	88.8%	0.813	27.5%	53.8%	1.020	37.3%	64.7%	1.448	61.9%	82.9%
Alpaca	52k	13b	1.365	56.5%	80.0%	0.363	8.8%	27.5%	0.940	30.7%	63.3%	1.155	45.2%	70.2%
Alpapasus	9k	13b	1.347	54.7%	80.0%	0.338	6.3%	27.5%	0.880	28.0%	60.0%	1.230	48.4%	74.6%
AlpCaR	1k	13b	1.535	65.9%	87.6%	1.025	37.5%	65.0%	1.153	44.0%	71.3%	1.357	56.3%	79.4%
Alpaca	52k	30b	1.276	50.0%	77.6%	0.425	11.3%	31.3%	0.900	28.0%	62.0%	1.155	43.7%	71.8%
Alpapasus	9k	30b	1.382	57.1%	81.2%	0.438	8.8%	35.0%	0.920	30.0%	62.0%	1.214	46.8%	74.6%
AlpCaR	1k	30b	1.553	67.1%	88.2%	0.950	28.8%	66.3%	1.120	43.3%	68.7%	1.377	57.1%	80.6%

Table 2: Main experiment comparing AlpCaR with existing approaches.

set, with a fixed prompt (Taori et al., 2023). Judge LLMs are then tasked to compare responses generated by LLMs against each other or human reference responses, and identify their preferred responses. PandaLM and GPT-4 are used as judge, achieving consistent evaluation conclusions.

3.1 Test Datasets

To avoid confusion arising from the similarity in naming between models and datasets, we use the format "ModelName_DatasetSize" to represent datasets. In this study, we follow previous methodologies and conduct our assessments on four datasets: Self-instruct_252 (Li et al., 2023b), Vicuna_80 (Chiang et al., 2023), PandaLM_170 (Wang et al., 2023b), and CoachLM_150 (Liu et al., 2023). This approach allows for a broader range of instructions to be covered, thereby minimizing evaluation bias.

3.2 Generations

For each test instruction, a single response is generated from each baseline model using LLaMa-Factory’s default settings³: temperature=0.95, top_p=0.7, top_k=50, no beam search and limit the maximum token length to 512.

3.3 Evaluate Metrics

For each sample, the judge model is input with a single instruction and two candidate responses generated by different models and is required to label which response is winner, or tie if both stands out significantly. To address the potential bias of LLM judges preferring specific positions, we tested the results twice by swapping the response order, and defined the final judgment based on:

win : wins twice, or wins once and tie once

lose : loses twice, or loses once and tie once

ties : tie twice, or wins once and loses once

We compute three types of winning rates: (1) WS, a winning score with 1.0 as the baseline, formulated as $WR=1 + \frac{\#win-\#lose}{\#all}$. (2) WR, which considers wins cases and is given by $WR= \frac{\#win}{\#all}$, where #all is the number of samples in the test set; (3) QS, a quality score that measures the ratio of responses reaching the level of references, formulated as $QS= \frac{\#win+\#tie}{\#all}$.

The evaluation models include: (1) GPT-4 Turbo: Currently, the most powerful LLM widely used to replace manual assessments of responses’ quality, with prompts designed by Chiang et al. (2023). However, this method faces limitations due to its API dependency and inherent biases (Zheng et al., 2023). (2) PandaLM: An open-source evaluation model that can be deployed locally, providing efficient LLM assessments (Wang et al., 2023b). It is trained on 300k samples using GPT-3.5, effectively mitigating biases and achieving 88.3% of GPT-4’s evaluation capability. After comprehensive consideration, we use the evaluation results of PandaLM to measure the model’s instruction-following ability in most experiments, while some key principal experiments utilize GPT-4 for assessment. The prompt for GPT-4’s evaluation is designed by Chiang et al. (2023), as detailed in the appendix A.1.

4 Result and Analysis

In this section, we begin by comparing AlpCaR with other baseline models, including Alpaca, Alpaca-PandaLM, Alpaca-cleaned, Alpapasus, and Vicuna. We have replicated all baseline models at a 7B scale and demonstrated the superiority of AlpCaR at 13B and 30B scales.

³<https://github.com/hiyouga/LLaMA-Factory>

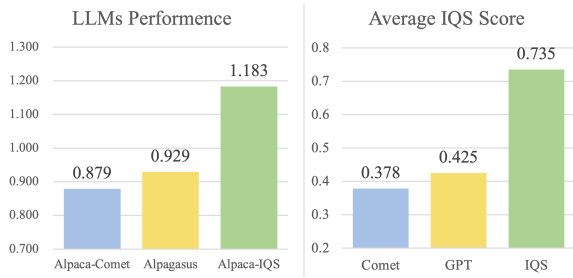


Figure 4: Consistency between IQS scores and the performance of LLMs.

4.1 Comparison with Baselines

Our investigation conducts a comparative analysis of two established baseline LLMs, namely Alpaca and Vicuna, which were subjected to fine-tuning processes involving 52,000 text instructions through text-davinci-003 and 70,000 ChatGPT dialogues, respectively. Furthermore, we explore three models that advance upon Alpaca: Alpaca-PandaLM and Alpaca-cleaned, both employ instructional enhancement methods, and Alpargasus, which incorporating an instruction filtering method. All models were trained with identical hyperparameter settings. As delineated in Table 2, AlpaCaR, at the 7B scale, not only outperforms the foundational models of Alpaca and Vicuna but also exhibits superior performance relative to Alpaca-PandaLM, Alpaca-cleaned, and Alpargasus. Overall, AlpaCaR achieves significant performance improvements over Alpaca across the 7B, 13B, and 30B scales, thereby validating the efficacy of the CaR method. The notable performance gains of AlpaCaR, accomplished with a reduction in data usage compared to Alpargasus, underscore the paramount importance of leveraging high-quality human preferences and data diversity in enhancing model performance.

4.2 Reliability of IQE Results

To verify whether the IQE results genuinely reflect the performance of LLMs after IT, we examine the correlation between scores given by the IQS model and performances of fine-tuned LLMs on test sets. Given that Alpargasus obtained 9k instructions rated above 4.5 using GPT-3.5 Turbo, similarly, we selected the top 9k instructions ranked by IQS model and Comet model. We then calculated the average score for the three IT sub-datasets using the IQS model, fine-tuned LLaMa-7B, and tested its performance by averaging models’ winning scores on four datasets against reference. As illustrated in Fig. 4, the average IQS score and the fine-tuned

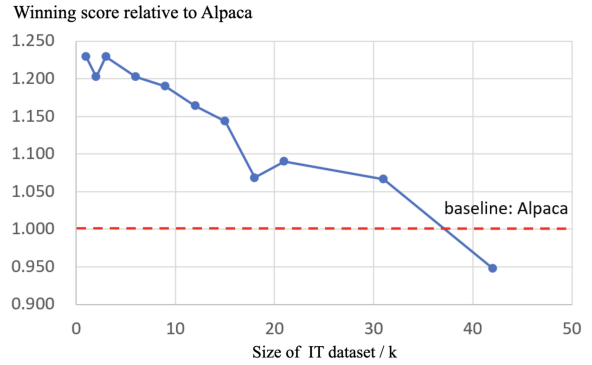


Figure 5: Model performances with varying dataset quality.

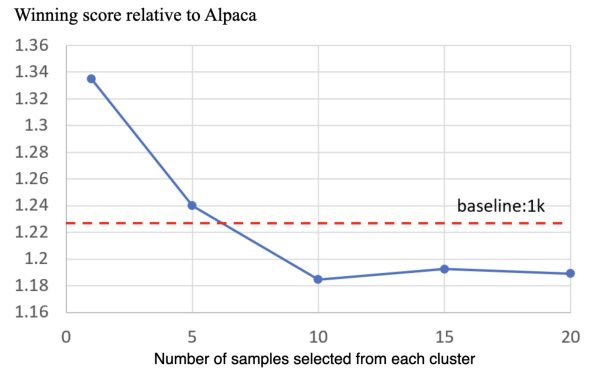


Figure 6: Performances with varying dataset diversity.

model’s performance are generally consistent, indicating that IQE results can approximately reflect the performance of LLMs after fine-tuning.

4.3 Ablation on Quality Dimension in CaR

To illustrate the significance of data quality, we employed the IQS model’s score to rank 52,000 instructions. Subsequently, we extracted subsets of the top 1,000, 2,000 and up to 42,000 instructions to train LLaMa-7B. In Fig. 5, the horizontal axis represents the size of instruction dataset, where a higher count signifies more instructions of relatively lower quality, while the vertical axis shows the winning score relative to Alpaca. The results indicate that models trained with selected data generally surpass the one trained with the entire dataset. As more instructions of relatively lower quality is included, the performance of the LLM generally declines. Remarkably, the model approaches its optimal performance with a mere 1,000 high-quality IT data. Therefore, in the CaR method, we select $n_1 = 1000$ instructions to ensure the chosen IT sub-dataset is of high quality.

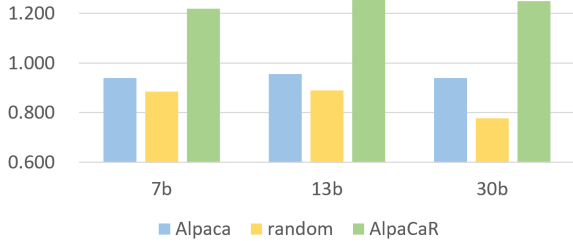


Figure 7: Compare AlpaCaR with baselines, including Alpaca and randomly selected 1k instructions.

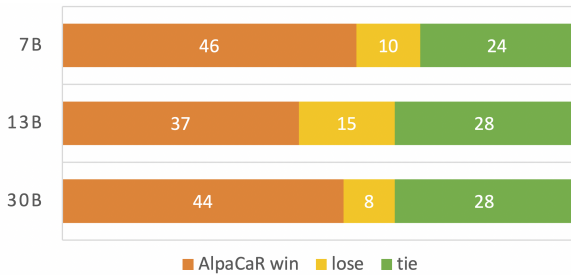


Figure 8: GPT-4 result on Vicuna: AlpacaCaR vs. Alpaca.

4.4 Ablation on Diversity Dimension in CaR

Intuitively, an IT dataset should encompass a rich variety of data. To explore this, we compared the number of samples selected from each cluster after k -means clustering. Fig. 6 demonstrates that compared to using only 1k high-quality data selected by IQS model, the CaR method brings performance enhancement when a small number of samples (up to 5) are selected from each cluster. Selecting too many samples can affect the overall quality of the IT sub-dataset and the performance of the LLMs. Moreover, the CaR method achieves nearly its best performance by selecting $n_2 = 1$ sample from each cluster, thus enhancing the diversity of the IT sub-dataset.

4.5 Compare with Random & GPT-4 Result

Fig. 7 presents the results of ablation experiments: compared to Alpaca, randomly selecting 1,017 instruction pairs from 52k data leads to a decrease in model performance. In contrast, the instruction pairs selected by the CaR method show significant improvements at 7B, 13B, and 30B scales.

Furthermore, in terms of cost considerations, we employed GPT-4’s evaluation framework exclusively on four datasets to compare AlpaCaR against Alpaca. As depicted in Figure 8 and elaborated upon in Appendix B, GPT-4 exhibited similar evaluative outcomes: AlpaCaR outperformed baseline in the majority of instances, thereby substanti-

Method	Selection	Training	Total
Alpaca	0\$	733.35\$	733.35\$
Alpagasus	12.66\$	104.18\$	116.84\$
AlpaCaR	0.02\$	13.07\$	13.09\$

Table 3: Cost comparison of 30B scale.

ating the efficacy of the CaR method. Employing CaR, which involves selecting 1.96% of the dataset, has proven to yield superior preferences across a variety of parameter scales.

4.6 Cost Comparison

We briefly compare the costs of AlpaCaR relative to Alpaca and Alpagasus. Table 3 compares the expenses of instruction evaluation and model full parameters fine-tuning at a 30B scale. For instruction evaluation using an API-based method, we refer to the official pricing⁴, while for model training or inference, we consider the rental costs of GPUs⁵. The CaR method, employing an extremely lightweight model for instruction evaluation, adds almost no additional cost, while GPT-3.5 Turbo evaluation of 52k instructions incurring around \$12.66. During the training phase, Alpagasus reduces costs to 17.75% through selection, whereas AlpaCaR’s more stringent instruction filtering reduces costs to 1.96%. In summary, training AlpaCaR significantly saves both time and costs, compared to Alpaca or Alpagasus.

5 Conclusion

In this paper, we focus on exploring and resolving the issue of instruction selection during supervised fine-tuning stage. We introduce the CaR method and examine two perspectives that warrant consideration: (1) Evaluating instruction quality using more authentic human preferences: models trained with data annotated by linguistic experts show higher agreement rates and the selected instructions lead to better-performing models. (2) Instruction diversity inspires LLMs’ stronger capability: Under our selection framework, preserving a small number of instructions for different tasks through cluster model improves model performance. Experimental results show that fine-tuning LLaMa (ranging from 7B to 30B parameters) with a 1.96% subset of instructions selected by CaR outperforms models trained on full datasets or data

⁴<https://openai.com/pricing>

⁵<https://www.leadergpu.com/>

selected by GPT. Additionally, our approach can be deployed locally without relying on APIs, thereby enabling a more efficient instruction selection approach in low computation resource environments.

6 Limitation

Despite the outstanding performance of CaR across multiple test sets, its experiments were confined to filtering on the Alpaca_52k dataset. The diverse formats of different open-source instruction sets pose challenges for the academic community interested in instruction filtering tasks. In the future, we plan to validate the effectiveness of CaR on datasets such as WizardLM_evolution_instruct_70k (Xu et al., 2023) and databricks-dolly-15k (Conover et al., 2023). Moreover, while CaR is primarily used for single-turn dialogue instruction filtering, exploring its application in multi-turn dialogue instruction filtering presents an attractive direction for future research.

7 Potential Risk & Ethical Consideration

We reveal the following potential risks of our research based on ethical considerations:

(1) Quality of instruction data: While the proposed method aims to select high-quality instruction data, there is still a risk that the selected subset may not fully represent the diversity and complexity of the entire dataset. This could potentially lead to biased or incomplete training of models and cause adverse social impact.

(2) Bias and fairness: As with any AI research, there is a need to ensure fairness and mitigate biases. The selection process and scoring model used in CaR should be carefully monitored to prevent any unintentional biases, such as favoring certain types of instructions or excluding underrepresented groups.

(3) Industrial deployment and responsible use: As the method is designed for industrial scenarios, it is important to consider the responsible use of the developed models. Ensuring that the models are not used for unethical purposes or harmful applications is crucial. Additionally, monitoring and addressing any unintended consequences or biases that may emerge during deployment should be a priority.

References

Tom Brown, Benjamin Mann, Nick Ryder, Melanie Subbiah, Jared D Kaplan, Prafulla Dhariwal, Arvind

Neelakantan, Pranav Shyam, Girish Sastry, Amanda Askell, et al. 2020. Language models are few-shot learners. *Advances in neural information processing systems*, 33:1877–1901.

Lichang Chen, Shiyang Li, Jun Yan, Hai Wang, Kalpa Gunaratna, Vikas Yadav, Zheng Tang, Vijay Sriniwasan, Tianyi Zhou, Heng Huang, et al. 2023. Alpapasus: Training a better alpaca with fewer data. *arXiv preprint arXiv:2307.08701*.

Wei-Lin Chiang, Zhuohan Li, Zi Lin, Ying Sheng, Zhanghao Wu, Hao Zhang, Lianmin Zheng, Siyuan Zhuang, Yonghao Zhuang, Joseph E. Gonzalez, Ion Stoica, and Eric P. Xing. 2023. Vicuna: An open-source chatbot impressing gpt-4 with 90%* chatgpt quality.

Mike Conover, Matt Hayes, Ankit Mathur, Xiangrui Meng, Jianwei Xie, Jun Wan, Sam Shah, Ali Ghodsi, Patrick Wendell, Matei Zaharia, et al. 2023. Free dolly: Introducing the world’s first truly open instruction-tuned llm.

Guanting Dong, Hongyi Yuan, Keming Lu, Chengpeng Li, Mingfeng Xue, Dayiheng Liu, Wei Wang, Zheng Yuan, Chang Zhou, and Jingren Zhou. 2023. How abilities in large language models are affected by supervised fine-tuning data composition. *arXiv preprint arXiv:2310.05492*.

Yann Dubois, Xuechen Li, Rohan Taori, Tianyi Zhang, Ishaan Gulrajani, Jimmy Ba, Carlos Guestrin, Percy Liang, and Tatsunori B Hashimoto. 2023. AlpacaFarm: A simulation framework for methods that learn from human feedback. *arXiv preprint arXiv:2305.14387*.

Harrison Lee, Samrat Phatale, Hassan Mansoor, Kellie Lu, Thomas Mesnard, Colton Bishop, Victor Carbune, and Abhinav Rastogi. 2023. RLHF: Scaling reinforcement learning from human feedback with ai feedback. *arXiv preprint arXiv:2309.00267*.

Ming Li, Yong Zhang, Zhitao Li, Jiu Hai Chen, Lichang Chen, Ning Cheng, Jianzong Wang, Tianyi Zhou, and Jing Xiao. 2023a. From quantity to quality: Boosting llm performance with self-guided data selection for instruction tuning. *arXiv preprint arXiv:2308.12032*.

Xian Li, Ping Yu, Chunting Zhou, Timo Schick, Luke Zettlemoyer, Omer Levy, Jason Weston, and Mike Lewis. 2023b. Self-alignment with instruction back-translation. *arXiv preprint arXiv:2308.06259*.

Yilun Liu, Shimin Tao, Xiaofeng Zhao, Ming Zhu, Wenbing Ma, Junhao Zhu, Chang Su, Yutai Hou, Miao Zhang, Min Zhang, et al. 2023. Automatic instruction optimization for open-source llm instruction tuning. *arXiv preprint arXiv:2311.13246*.

Alec Radford, Jeffrey Wu, Rewon Child, David Luan, Dario Amodei, Ilya Sutskever, et al. 2019. Language models are unsupervised multitask learners. *OpenAI blog*, 1(8):9.

Rafael Rafailov, Archit Sharma, Eric Mitchell, Stefano Ermon, Christopher D Manning, and Chelsea Finn. 2023. Direct preference optimization: Your language model is secretly a reward model. *arXiv preprint arXiv:2305.18290*.

Rohan Taori, Ishaan Gulrajani, Tianyi Zhang, Yann Dubois, Xuechen Li, Carlos Guestrin, Percy Liang, and Tatsunori B. Hashimoto. 2023. Stanford alpaca: An instruction-following llama model. https://github.com/tatsu-lab/stanford_alpaca.

Hugo Touvron, Thibaut Lavril, Gautier Izacard, Xavier Martinet, Marie-Anne Lachaux, Timothée Lacroix, Baptiste Rozière, Naman Goyal, Eric Hambro, Faisal Azhar, et al. 2023. Llama: Open and efficient foundation language models. *arXiv preprint arXiv:2302.13971*.

Peiyi Wang, Lei Li, Liang Chen, Dawei Zhu, Binghuai Lin, Yunbo Cao, Qi Liu, Tianyu Liu, and Zhifang Sui. 2023a. Large language models are not fair evaluators. *arXiv preprint arXiv:2305.17926*.

Yidong Wang, Zhuohao Yu, Zhengran Zeng, Linyi Yang, Cunxiang Wang, Hao Chen, Chaoya Jiang, Rui Xie, Jindong Wang, Xing Xie, et al. 2023b. Pandalm: An automatic evaluation benchmark for llm instruction tuning optimization. *arXiv preprint arXiv:2306.05087*.

Yizhong Wang, Yeganeh Kordi, Swaroop Mishra, Alisa Liu, Noah A Smith, Daniel Khashabi, and Hananeh Hajishirzi. 2022. Self-instruct: Aligning language model with self generated instructions. *arXiv preprint arXiv:2212.10560*.

Can Xu, Qingfeng Sun, Kai Zheng, Xiubo Geng, Pu Zhao, Jiazhan Feng, Chongyang Tao, and Daxin Jiang. 2023. Wizardlm: Empowering large language models to follow complex instructions. *arXiv preprint arXiv:2304.12244*.

Shengyu Zhang, Linfeng Dong, Xiaoya Li, Sen Zhang, Xiaofei Sun, Shuhe Wang, Jiwei Li, Runyi Hu, Tianwei Zhang, Fei Wu, et al. 2023. Instruction tuning for large language models: A survey. *arXiv preprint arXiv:2308.10792*.

Lianmin Zheng, Wei-Lin Chiang, Ying Sheng, Siyuan Zhuang, Zhanghao Wu, Yonghao Zhuang, Zi Lin, Zhuohan Li, Dacheng Li, Eric Xing, et al. 2023. Judging llm-as-a-judge with mt-bench and chatbot arena. *arXiv preprint arXiv:2306.05685*.

Chunting Zhou, Pengfei Liu, Puxin Xu, Srini Iyer, Jiao Sun, Yuning Mao, Xuezhe Ma, Avia Efrat, Ping Yu, Lili Yu, et al. 2023. Lima: Less is more for alignment. *arXiv preprint arXiv:2305.11206*.

A Evaluate Prompts

A.1 IQE Prompt

[Question]
{Instruction}

[The Start of Assistant 1’s Answer]
{Response 1}
[The End of Assistant 1’s Answer]
[The Start of Assistant 2’s Answer]
{Response 2}
[The End of Assistant 2’s Answer]
[System]

We would like to request your feedback on the performance of two AI assistants in response to the user question displayed above. Please rate the helpfulness, relevance, accuracy, level of details of their responses. Each assistant receives an overall score on a scale of 1 to 10, where a higher score indicates better overall performance. Please first output a single line containing only two values indicating the scores for Assistant 1 and 2, respectively. The two scores are separated by a space. In the subsequent line, please provide a comprehensive explanation of your evaluation, avoiding any potential bias and ensuring that the order in which the responses were presented does not affect your judgment.

A.2 Response Comparison Prompt

[The Start of Assistant A’s Instruction and Answer]
{Instruction pair 1}
[The End of Assistant A’s Instruction and Answer]
[The Start of Assistant B’s Instruction and Answer]
{Instruction pair 2}
[The End of Assistant B’s Instruction and Answer]
[System]

Please act as an impartial judge and evaluate the quality of the responses provided by two AI assistants to the user question displayed below. You should choose the assistant that follows the user’s instructions and answers the user’s question better. Your evaluation should consider factors such as the helpfulness, relevance, accuracy, depth, creativity, and level of detail of their responses. Begin your evaluation by comparing the two responses and provide a short explanation. Avoid any positional biases and ensure that the order in which the responses were presented does not influence your decision. Do not allow the length of the responses to influence your evaluation. Do not favor certain names of the assistants. Be as objective as possible. After providing your explanation, output your final verdict by strictly following this format: “[A]” if assistant A is better, “[B]” if assistant B is better, and “[C]” for a tie.

B More Results about GPT-4 Evaluations

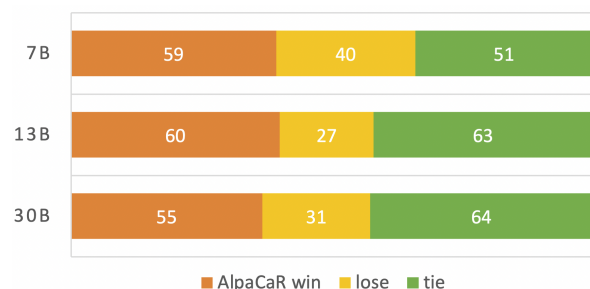


Figure 9: GPT-4 result on CoachLM: AlpaCaR vs. Alpaca.

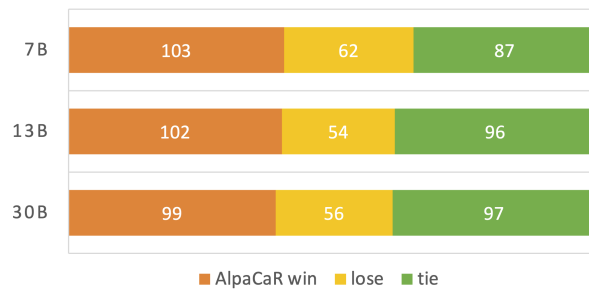


Figure 10: GPT-4 result on Self-instruct: AlpaCaR vs. Alpaca.

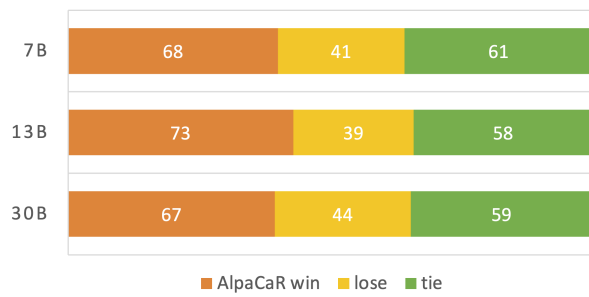


Figure 11: GPT-4 result on Pandalm: AlpaCaR vs. Alpaca.