

Multimodal Interaction Modeling via Self-Supervised Multi-Task Learning for Review Helpfulness Prediction

HongLin Gong¹, Mengzhao Jia², Liqiang Jing³

¹ Sun Yat-sen University, Guangzhou, China, gonghlin@mail2.sysu.edu.cn

² University of Notre Dame, Notre Dame, USA, mjia2@nd.edu

³ University of Texas at Dallas, Richardson, USA, jingliqiang6@gmail.com

Abstract

In line with the latest research, the task of identifying helpful reviews from a vast pool of user-generated textual and visual data has become a prominent area of study. Effective modal representations are expected to possess two key attributes: consistency and differentiation. Current methods designed for Multimodal Review Helpfulness Prediction (MRHP) face limitations in capturing distinctive information due to their reliance on uniform multimodal annotation. The process of adding varied multimodal annotations is not only time-consuming but also labor-intensive. To tackle these challenges, we propose an auto-generated scheme based on multi-task learning to generate pseudo labels. This approach allows us to simultaneously train for the global multimodal interaction task and the separate cross-modal interaction subtasks, enabling us to learn and leverage both consistency and differentiation effectively. Subsequently, experimental results validate the effectiveness of pseudo labels, and our approach surpasses previous textual and multimodal baseline models on two widely accessible benchmark datasets, providing a solution to the MRHP problem.

1 Introduction

The exponential growth of information has resulted in a disparity in the quality of user-generated reviews, inundating people with an ever-expanding volume of noisy data while shopping online. Consequently, intelligently filtering out low-quality reviews and highlighting the most helpful ones at the top position holds advantages for both users and suppliers. This trend has recently sparked a surge of interest in addressing the Review Helpfulness Prediction (RHP) problem.

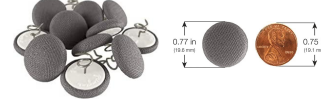
In the early stages of RHP research, efforts primarily revolved around plain textual datasets. One approach to solving this challenge was through machine learning. However, this method proved to be labor-intensive and struggled with processing irregular raw data. Subsequently, scholars turned to deep neural networks to extract valuable information from the original data. Yet, these approaches faced limitations since

reviews were not solely presented in textual form but also in other modalities. Consequently, attempts were made to incorporate the visual modality. Nevertheless, these endeavors fell short as they did not distinguish and explicitly model the intricate correlations among multimodalities.

Product Name : Primpins Upholstery Tacks - 20 Colors Available - Fabric Covered Button Twist Pins - for Slipcovers, Armrest Covers, Armchair Caddies, Bed Skirts, Headliners (Set of 12, Dark Grey)

Product Description : Keep Upholstery Covers In Place - Primpins' upholstery pins keep fabric covers securely in place. Simply twist them on to prevent from slipping and drooping. Easy to remove when you're ready to change or wash your covers.

Review : I bought these pins in taupe color for slipcover of the chesterfield sofa. The quality is great and color is matched with the slipcover.



Helpfulness Score : 4

Figure 1: Illustration of the consistent and different correlations between the textual and visual modalities.

In an ideal scenario, the combination of textual and visual modalities should jointly represent the same item, thus sharing a certain degree of consistency. However, reviews often introduce variations in the connotative meanings conveyed by these two modalities. As illustrated in Figure 1, a customer purchased pins to repair the edge of their sofa, but instead of capturing photos of the pins, they only presented an image of the neatly restored sofa after the pins were installed. In this example, the images of the product and the review appear unrelated, which typically leads to a prediction of unhelpfulness. Nevertheless, by considering the accompanying review text, we contend that the review should be deemed helpful and deserving of a high score.

Previous research [27, 30] has predominantly concentrated on achieving consistent representations between textual and visual modalities, often neglecting the exploration of their differences. To fully leverage these two aspects, we intro-

duce a **Multimodal Interaction Model via Self-Supervised Multi-task Learning**, abbreviated as **MM-SS** in this paper. Our approach begins by uncovering multiple perspective interactions within feature vectors across various domains (e.g., products and reviews) and modalities (e.g., text and vision). Subsequently, we fuse these interactions to create a comprehensive representation that captures global consistency. Furthermore, we decompose the global representation into multiple independent subtasks to refine differences, a significant innovation in our approach. To achieve this, we generate pseudo labels through a self-supervised learning mechanism. Our design is grounded in two fundamental intuitions. Firstly, modal representations exhibit strong correlations with labels. Secondly, pseudo labels can be derived from multimodal manual annotations. This motivates us to automatically generate pseudo labels by calculating the relevance-based distance between labels. In essence, we concatenate all separate interactions into a unified representation to capture their ‘consistent’ aspects. Simultaneously, we establish independent subtasks using these separate interactions to accentuate their ‘distinct’ features. This enables them to collectively influence the final consensus representation and enhance the overall performance, as detailed in Section 4.4.

In summary, this study makes the following contributions:

- **Simultaneous Utilization of “Consistency” and “Difference”:** We introduce a self-supervised multi-task learning scheme for the Multimodal Review Helpfulness Prediction (MRHP) task, effectively harnessing the “Consistency” and “Difference” of modal representations.
- **Automated Pseudo Label Generation:** This research presents a label generation strategy that enables the automatic creation of pseudo labels, eliminating the need for additional manual labeling efforts.
- **Superior Performance:** Extensive experiments conducted on two datasets for MRHP problems demonstrate that our approach surpasses both plain textual and multimodal benchmarks in terms of performance.

2 Related Work

Review Helpfulness Prediction. Previous endeavors in review helpfulness prediction primarily concentrated on text-only approaches, involving the extraction of a wide array of hand-crafted features, such as structural features [21], lexical features [23], semantic features [43], emotional features [28], and argument features [26]. However, these approaches heavily relied on feature engineering, a process known for its time-consuming and labor-intensive nature. With the remarkable growth in available computational resources, the research focus has shifted towards the utilization of deep neural networks. In practice, the visual modality (i.e., images) has emerged as an increasingly crucial source of essential information. As a result, Liu et al. [27] introduced a new task in Multimodal Review Helpfulness Prediction, incorporating both textual and visual modalities. Subsequently, Han et al. [12] introduced a probe-based approach to uncover the inherent relationships within data from various domains and modalities. Concurrently, Nguyen et al. [30] proposed a

cross-modal contrast learning model to extract mutual information from input modalities.

Distinguishing itself from the aforementioned methods, our paper employs a self-supervised multi-task learning strategy that combines global multimodal interaction with separate cross-modal interaction. This approach aims to strike a balance between consistency and diversity.

Multi-Task Learning. Multi-task learning is employed to enhance the model’s generalization performance by establishing shared network structures and effectively balancing the training of multiple tasks [18, 19, 38, 46]. An exemplary network structure in a model not only consolidates common knowledge across diverse tasks but also guards against task interference. Two distinct approaches, namely soft parameter sharing [29, 33] and hard parameter sharing [4, 7], are adopted, contingent on the extent of parameter sharing among tasks. In soft parameter sharing, independent parameters are assigned to individual tasks, with shared knowledge facilitating the optimization of additional constrained functions. On the other hand, hard parameter sharing involves sharing parameters in the core of the model, while task-specific parameters near the output remain independent.

Another noteworthy aspect is the allocation of suitable weights to different tasks by defining a comprehensive loss function. This weight assignment is crucial for balancing the training of each task to yield favorable outcomes. To address this concern, Chen et al. [6] introduced a gradient normalization technique to automatically adjust the weight of the multi-task loss function. Additionally, Kendall et al. [20] proposed an automatic weighting mechanism that takes into account the homoscedastic uncertainty of each task. Furthermore, Sener et al. [34] treated multi-task learning as a multi-objective optimization problem, leading to the determination of optimal weights for different tasks through the Pareto Optimal Solution [31].

In our work, we executed separate subtasks to support the global multimodal representation. For the sake of simplicity and effective handling of closely related or a limited number of tasks, we employed the hard parameter-sharing strategy. This approach helps significantly reduce the risk of overfitting. Consequently, we adopted the hard parameter-sharing strategy to formulate an adaptive weight-adjustment method, which ensures a balanced learning process across different tasks.

3 Problem Formulation

Suppose there is a product item P , which consists of a textual description $D = (d_1, \dots, d_{|D|})$ and a set of product images denoted as $\mathcal{V} = \{v_1, \dots, v_{|\mathcal{V}|}\}$. In this case, d_i represents the i -token of a sum of $|D|$ description tokens and v_i refers to the i -th image of a total number of $|\mathcal{V}|$ images. Meanwhile, the product item contains a set of N corresponding reviews denoted as $\mathcal{R} = \{R^1, \dots, R^j, \dots, R^N\}$, where the j -th review R^j is comprised of a user-generated text $T^j = (t_1^j, \dots, t_{|T^j|}^j)$ and a set of images $\mathcal{K}^j = \{k_1^j, \dots, k_{|\mathcal{K}^j|}^j\}$. T^j and \mathcal{K}^j contain $|T^j|$ tokens and $|\mathcal{K}^j|$ images, respectively. In addition, the j -th review R^j is annotated with a helpfulness

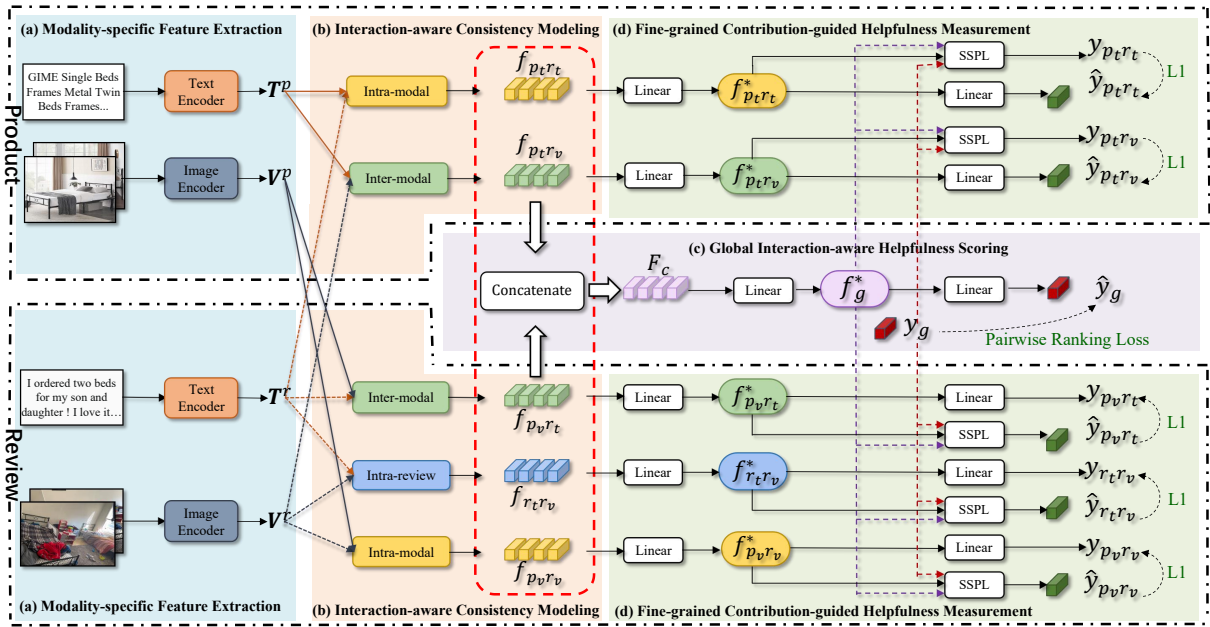


Figure 2: Illustration of the proposed MM-SS scheme. It consists of four modules: (a) *Modality-specific Feature Extraction*, (b) *Interaction-aware Consistency Modeling*, (c) *Global Interaction-aware Helpfulness Scoring*, and (d) *Fine-grained Contribution-guided Helpfulness Measurement*.

score $y_j \in \{0, 1, 2, 3, 4\}$.

In the multimodal RHP task, our aim is to design a model \mathcal{F} that can be used to predict the helpfulness score for the review by leveraging the textual and visual modalities of both the product item and the corresponding reviews,

$$\hat{y}_j = \mathcal{F}(P, R^j | \Theta), \quad (1)$$

where Θ represents all the to-be-learned parameters of \mathcal{F} , and \hat{y}_j refers to the predict helpfulness score of the j -th review R^j for the product P . For simplicity, the index is temporarily omitted (*i.e.*, the superscript j).

4 METHODOLOGY

This section elaborates on the proposed **Multimodal Interaction Modeling via Self-Supervised Multi-task Learning** scheme **MM-SS**, as shown in Figure 2.

4.1 Modality-specific Feature Extraction

This study explores two modality-specific feature extractors to separately deal with the textual (product textual description D and review text T) and visual (product image set \mathcal{V} and review image set \mathcal{K}) inputs, respectively.

Textual Feature Extraction. Product description D and review text T are both in the form of natural language. After adding a special token [CLS] as prefix, product and review tokens are fed into a pre-trained 12-layer BERT model [9] to determine the corresponding textual features, which has shown success in various language processing tasks [15, 37, 39], as follows,

$$\begin{cases} \mathbf{T}^p = \text{BERT}(\text{CLS}, d_1, d_2, \dots, d_{|D|}), \\ \mathbf{T}^r = \text{BERT}(\text{CLS}, t_1, t_2, \dots, t_{|T|}), \end{cases} \quad (2)$$

where $\mathbf{T}^p \in \mathbb{R}^{(|D|+1) \times d_t}$ and $\mathbf{T}^r \in \mathbb{R}^{(|T|+1) \times d_t}$ stand for the product description feature and the review text feature, respectively. The dimension of the features is denoted as d_t .

Visual Feature Extraction. In the context of visual signals, we employ a pre-trained Faster R-CNN model as outlined in [3] to identify candidate boxes that warrant special attention, which has been applied in various tasks [17, 32]. For each image denoted as $v_{|i|}$ within the product image set \mathcal{V} , we extract the the Regions of Interest (RoI) features from the last hidden layer just prior to the classifier, which are represented as \mathbf{V}_i . This process is extended to the review image set, and for the the $|i|$ -th review image, we denote its RoI feature as \mathbf{K}_i . Subsequently, we combine all the extracted features using a concatenation operation from both the product and review image sets. Following this, motivated by the existing work [16, 25], we apply a Self-Attention mechanism [40] to the amalgamated features. These features are then projected into a d_v -dimensional semantic space that enables non-local comprehension. This transformation allows us to represent the visual semantic characteristics of the product image sets as \mathbf{V}^p , and the visual semantic characteristics of the review image sets as \mathbf{V}^r , respectively.

4.2 Interaction-aware Consistency Modeling

In fact, the helpfulness of a review is influenced by two factors. Firstly, the inter-modal consistency of the multimodal review determines whether the review is of high quality. Secondly, the alignment within the review-product pair indicates whether the review can provide the information closely related to the particular product.

Review-only Inter-modal Consistency. We propose to model the inter-modal semantic relationship of the multi-

modal reviews. So we explore the interaction between the textual (*i.e.*, \mathbf{T}^r) and visual (*i.e.*, \mathbf{V}^r) features. We adopt a Self-Attention [40] layer to integrate the features from different modalities,

$$\mathbf{C}^r = \text{Self-ATT}([\mathbf{T}^r; \mathbf{V}^r]), \quad (3)$$

where \mathbf{C}^r denotes the multimodal representation of the review, and \mathbf{C}^r passes through a Soft Pooling layer [36] to determine the final inter-modal representation $\mathbf{f}_{r_t r_v}$.

Multisource Review-Product Alignment. With regard to the alignment between review and product, this study takes into account both the inter- and intra-modal semantic relationships. In total, it explores four types of relationship between review and product feature (*i.e.*, \mathbf{T}^p , \mathbf{T}^r , \mathbf{V}^p , and \mathbf{V}^r).

Intra-modal Interaction. Firstly, we give consideration to the semantic relations within the same modality: (i) product text - review text and (ii) product vision - review vision. We adopt a Self-Attention layer following previous study [30] to derive the intra-modal representation, which is then fed into a Soft Pooling layer for the final intra-modal representations,

$$\begin{cases} \mathbf{f}_{p_t r_t} = \text{SoftPool}(\text{Self-ATT}([\mathbf{T}^p; \mathbf{T}^r])), \\ \mathbf{f}_{p_v r_v} = \text{SoftPool}(\text{Self-ATT}([\mathbf{V}^p; \mathbf{V}^r])), \end{cases} \quad (4)$$

where $\{p, r\}$ represents the review and product description fields and $\{t, v\}$ refers to the textual and visual modal types.

Inter-modal Interaction. Secondly, we focus on cross-modal interactions and extract two intrinsic factors between textual and visual modals: (i) product text - review vision and (ii) product vision - review text,

$$\begin{cases} \mathbf{f}_{p_t r_v} = \text{SoftPool}(\text{Self-ATT}([\mathbf{T}^p; \mathbf{V}^r])), \\ \mathbf{f}_{p_v r_t} = \text{SoftPool}(\text{Self-ATT}([\mathbf{V}^p; \mathbf{T}^r])), \end{cases} \quad (5)$$

At last, we obtain five types of cross-modal interactive states, *i.e.*, $p_t r_t, p_v r_v, p_t r_v, p_v r_t, r_t r_v$.

4.3 Global Interaction-aware Helpfulness Scoring

It is intuitive to derive an overall output for prediction by fusing these representations. We adopt the most straightforward fusion approach, *i.e.*, concatenation, formally as,

$$\mathbf{F}_c = [\mathbf{f}_{p_t r_t}; \mathbf{f}_{p_v r_v}; \mathbf{f}_{p_t r_v}; \mathbf{f}_{p_v r_t}; \mathbf{f}_{r_t r_v}], \quad (6)$$

where \mathbf{F}_c indicates the fused representation, $[\cdot; \cdot; \cdot]$ denotes the concatenation operation. It is sent into a linear layer to project onto a lower-dimensional space, formally as,

$$\mathbf{f}_g^* = \text{GELU}(\text{Linear}(\mathbf{F}_c)), \quad (7)$$

where, we adopt the GELU [13] activation function.

As described in previous studies [12, 27, 30], we treat RPH problem as a regression task, where each review is corresponding to a single helpfulness score. Empirically, the global representation \mathbf{f}_g^* passes through a linear layer to predict the helpfulness score,

$$\hat{y}_g = \mathbf{W}^g T \mathbf{f}_g^* + \mathbf{b}^g, \quad (8)$$

where $\mathbf{W}^g \in \mathbb{R}^{d_g \times 1}$.

4.4 Fine-grained Contribution-guided Helpfulness Measurement

Our aim is to guide above global interactive tasks in a self-supervised manner by employing separate subtask outputs. From 4.2, we obtain five distinct interactive representations inspired by [45]. These representations serve as the basis for establishing five independent subtasks for generating pseudo-labels. To mitigate dimensional variances across these subtasks, we project them into a new feature space. Subsequently, we derive separate interaction results using linear regression,

$$\begin{cases} f_s^* = \text{GELU}(\mathbf{W}_{\alpha 1}^s T f_s + \mathbf{b}_{\alpha 1}^s), \\ \hat{y}_s = \text{MLP}(f_s^*), \end{cases} \quad (9)$$

where $s \in \{p_t r_t, p_v r_v, p_t r_v, p_v r_t, r_t r_v\}$, f_s^* denotes the separate interactive representation, \hat{y}_s denotes the predictive output of the separate interaction task.

To circumvent manual labeling and direct the training of pseudo label generation subtasks, we built an Self-Supervised Pseudo-Label Generator (SSP-Label for short). SSP-Label aims to generate pseudo labels based on multimodal annotations by human and multimodal representations,

$$y_s = \text{SSP-Label}(y_g, f_g^*, f_s^*), \quad (10)$$

where y_s denotes the pseudo label, y_g denotes the multimodal manual annotation, f_g^* denotes the global representation. It's worth noting that y_s is not a real entity and only exists during the training phase. Therefore, we use \hat{y}_g as the final helpfulness score.

SSP-Label. Our approach is founded on two fundamental principles. Firstly, there exists a strong correlation between modal representations and labels, allowing us to infer that $f_g^* \propto y_g$, $f_s^* \propto y_s$. Secondly, pseudo labels demonstrate a significant connection with multimodal manual annotations, leading to the deduction that $y_s \propto y_g$. With the above insights, it becomes evident that $\frac{y_s}{y_g} \propto \frac{f_s^*}{f_g^*}$. Here we introduce an anchor point \mathbf{A} , we posit that the global representation f_g^* is in close proximity to \mathbf{A} and given the variability in modal representations, we assume that the separate representation f_s^* is remote to \mathbf{A} . The correlation between representations and the difference in distance from the representations to the anchor, allows us to deduce that the label difference is associated with this distance difference, where the distance from representation to the anchor denotes as χ . Consequently, we find that $\frac{y_s}{y_g} \propto \frac{\chi_s}{\chi_g}$. With this understanding, we are equipped to calculate pseudo labels by incorporating an offset. Our method, denoted as SSP_Label, involves computing the offset δ_{gs} as depicted in Figure 3. The formula derivation for calculating the offset value is presented in the Appendix.

Exponentially Weighted Moving Average (EWMA)-based Update Policy. Given the dynamic nature of feature representation, the subtask supervisions computed using Equation 21 in Appendix can exhibit instability. To mitigate these undesirable effects, we have devised a self-correcting update policy based on EWMA. This strategy involves adjusting current observations using historical empirical values. We posit that observations closer to the current time point exert

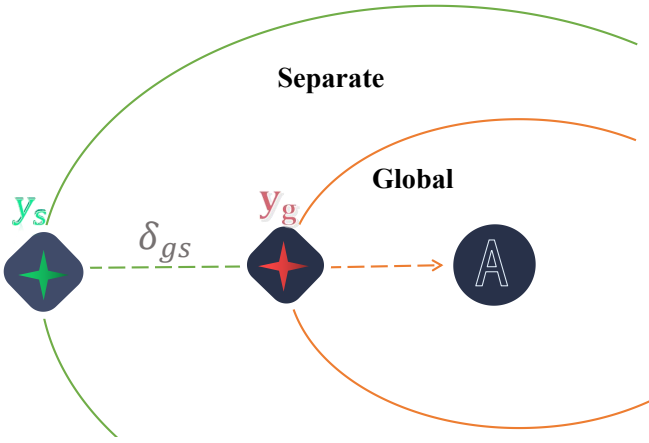


Figure 3: Pseudo label generation example, we can conclude the relationship: $y_s = y_g + \delta_{gs}$, where δ_{gs} is offset, and $s \in \{p_t r_t, p_v r_v, p_t r_v, p_v r_t, r_t r_v\}$.

a stronger influence on the predicted value, rendering it more representative of recent trends. The expression for EWMA is as follows,

$$y_s^{(i)} = \beta \hat{y}_s^{(i)} + (1 - \beta) y_s^{i-1}, \quad (11)$$

where $s \in \{p_t r_t, p_v r_v, p_t r_v, p_v r_t, r_t r_v\}$, y_s^i is the new generated pseudo-labels at the i -th epoch. $\hat{y}_s^{(i)}$ is the estimated value after the i -th epoch, the coefficient β represents the weighting factor. However, there is a problem initializing $y_s^0 = 0$, as a result, the initial values are too small, and over time, this effect will gradually accumulate, resulting in large deviations. So we make changes to Equation 21,

$$y_s^{(i)} = \begin{cases} y_g & i = 1, \\ \beta \hat{y}_s^{(i)} + (1 - \beta) y_s^{(i-1)} & i > 1, \end{cases} \quad (12)$$

where $i = 1, 2, \dots, n$, $\beta (0 < \beta < 1)$ is the weighting factor for historical measurements, and $\beta = \frac{2}{i+1}$. Because the pseudo labels are gradually accumulated over all previous training epochs, they will become stable after enough iterations (about 15 in our experiments).

For the MRHP problem, the model's parameters are updated according to the pairwise ranking loss, we calculate target task loss as follows:

$$\mathcal{L}_{tar} = \sum_i (0, \alpha - f(p_i, r^+) + f(p_i, r^-)), \quad (13)$$

where r^+ and r^- are random reviews in which r^+ possesses a higher helpfulness score than r^- . We calculate subtask loss as follows:

$$\mathcal{L}_{sub} = \sum_s^{p_t r_t, p_v r_v, p_t r_v, p_v r_t, r_t r_v} W_s^i \cdot |\hat{y}_s^i - y_s^{(i)}|, \quad (14)$$

where $W_s^i = \tanh(|y_s^{(i)} - y_g|)$ is the weight of the i th sample for subtask s . Considering these different tasks derived from the same data set, we employ the uncertainty weighting [2] of the loss optimization, which uses the homoscedastic uncertainty to adjust the weight coefficient and balance the single-task loss. The model's uncertainty, independent of input data,

is not a model output, but a quantity that remains constant for all input data and varies from different tasks. The optimization procedure utilizes homoscedastic uncertainty to maximize Gaussian likelihood estimates,

$$\begin{aligned} \mathcal{L}_{sub} = & \frac{1}{2\sigma_1^2} \mathcal{L}_1(W_1) + \frac{1}{2\sigma_2^2} \mathcal{L}_2(W_2) + \frac{1}{2\sigma_3^2} \mathcal{L}_3(W_3) + \\ & \frac{1}{2\sigma_4^2} \mathcal{L}_4(W_4) + \frac{1}{2\sigma_5^2} \mathcal{L}_5(W_5) + \log \sigma_1 \sigma_2 \sigma_3 \sigma_4 \sigma_5, \end{aligned} \quad (15)$$

where $\mathcal{L}_1, \mathcal{L}_2, \mathcal{L}_3, \mathcal{L}_4$, and \mathcal{L}_5 represent the losses of the five subtasks, respectively. $\sigma_1, \sigma_2, \sigma_3, \sigma_4$ and σ_5 are the standard deviations of the Gaussian distribution, and the model's noise as well, which can balance the task-specific loss. Lastly, We jointly combine the subtasks' goal with the ranking objective of the MRHP problem to train our model,

$$\mathcal{L} = \mathcal{L}_{tar} + \mathcal{L}_{sub}. \quad (16)$$

5 EXPERIMENT

5.1 Experimental Settings

We evaluate our model on two public benchmark datasets for the MRHP task: Lazada-MRHP [27] and Amazon-MRHP [27]. Next, we give a brief introduction to the two datasets. (1) **Lazada-MRHP** consists of product items and artificial reviews mined from Lazada¹, an e-commerce platform in Southeast Asia. Product information and associated reviews are in Indonesian and extracted between 2018 and 2019. (2) **Amazon-MRHP** is collected from Amazon² which is a large-scale international e-commerce platform. Product information and associated reviews are in English and extracted between 2016 and 2018.

Both datasets comprise 3 categories: (i) Clothing, Shoes & Jewelry (CS&J), (ii) Electronics (Elec.), and (iii) Home & Kitchen (H&K). We present statistics information of datasets in Table 3. All the implementation details can be found in the Appendix.

5.2 On Model Comparison

To exam the validity of our model, we compared our model with several state-of-the-art baselines. Specifically, all the baselines can be categorized into two groups, i.e., text-only and multimodal. The text-only baselines are presented as follows.

- **BiMPM** [41]: The Bilateral Multi-Perspective Matching network ranks two sentences P and Q by matching sentences in two directions (P against Q and Q against P) with a BiLSTM encoder.
- **EG-CNN** [5]: The Embedding-gated CNN model applies word-level embedding-gates and cross-domain relationship learning to the review text to predict the review helpfulness score.
- **ConvKNRM** [8]: The Convolutional Kernel-based Neural Ranking model uses the n-gram soft matches by the kernel pooling to generate the final ranking score.

¹<https://www.lazada.cn>.

²<https://Amazon.com>.

Table 1: Helpfulness Prediction results on Lazada-MRHP dataset. "†" are from the open-source code in [27]; "‡" are from [27]; "◇" is from [30]; "*" denotes that the p-value of the significant test between our result and the best baseline result is less than 0.01.

Type	Method	CS&J			Elec.			H&K		
		MAP	N@3	N@5	MAP	N@3	N@5	MAP	N@3	N@5
Text-only	BiMPM†	60.3	51.8	57.6	74.6	67.0	71.8	70.7	64.5	69.3
	EG-CNN†	60.0	51.4	57.2	73.1	66.5	71.0	70.2	63.2	68.8
	Conv-KNRM†	61.8	54.6	59.7	74.5	67.1	71.6	71.3	65.6	70.1
	PRH-Net†	62.0	54.7	59.5	74.5	67.3	72.0	71.4	65.5	69.5
Multimodal	SSE-Cross‡	66.1	59.7	64.8	76.0	68.9	73.8	72.2	66.0	71.0
	DR-Net‡	66.5	60.7	65.3	76.1	69.2	74.0	72.4	66.3	71.4
	MCR†	68.6	62.1	66.9	76.7	70.5	74.8	73.8	67.1	72.5
	MCL◇	70.3	64.7	69.0	78.2	72.4	76.5	75.2	68.8	73.7
	MM-SS(Ours)	71.7*	65.9*	70.4*	79.4*	73.7*	77.7*	76.6*	69.9*	75.0*

Table 2: Helpfulness Prediction results on Amazon-MRHP dataset. "†" are from the open-source code in [27]; "‡" are from [27]; "◇" is from [30]; "*" denotes that the p-value of the significant test between our result and the best baseline result is less than 0.01.

Type	Method	CS&J			Elec.			H&K		
		MAP	N@3	N@5	MAP	N@3	N@5	MAP	N@3	N@5
Text-only	BiMPM†	58.1	41.6	46.3	52.5	40.3	44.5	56.94	43.71	47.82
	EG-CNN†	56.5	40.8	44.9	51.7	39.7	42.4	55.6	42.8	47.1
	Conv-KNRM†	56.8	40.9	45.3	52.4	40.3	44.0	57.1	44.2	48.3
	PRH-Net†	58.1	41.9	46.2	52.1	39.8	43.6	56.8	44.1	47.8
Multimodal	SSE-Cross‡	65.0	56.0	59.1	53.7	43.8	47.2	60.8	51.0	54.0
	DR-Net‡	65.2	56.1	59.2	53.9	44.2	47.5	61.2	51.8	54.6
	MCR†	66.6	57.5	60.4	54.6	45.1	48.3	62.8	53.7	56.9
	MCL◇	67.4	58.6	61.6	56.5	47.6	50.8	63.5	54.6	57.8
	MM-SS(Ours)	69.5*	60.1*	63.3*	58.3*	49.2*	52.5*	65.3*	56.3*	59.4*

Table 3: Statistics of the two datasets. #P and #R represent the number of products and reviews.

Dataset	Cate	Instance Number(#P/#R)		
		Train	Dev	Test
Lazada	CS&J	6,598/104,121	1,650/26,185	2,063/32,287
	Elec.	3,849/41,862	963/10,569	1,204/12,667
	H&K	2,941/37,014	736/9,615	920/12,552
Amazon	CS&J	12,701/277,322	3,203/71,458	3,966/87,492
	Elec.	10,533/259,953	2,672/64,956	3,327/79,570
	H&K	14,570/369,518	3,616/92,707	4,529/111,193

- **PRHNet** [11]: The Product-aware Helpfulness Prediction Network is an end-to-end deep neural architecture directly fed by both the metadata of a product and the raw text of its reviews to acquire product-aware review representations for helpfulness prediction.

In multimodal settings, we pick a collection of state-of-the-art multimodal helpfulness prediction models for comparison as follows.

- **SSE-Cross** [1]: The Stochastic Shared Embeddings Cross-modal Attention Network is a multimodal framework which trains image and text pairs with stochastic shared embeddings.

- **D&R Net** [42]: The Decomposition and Relation Network is a decomposition network that represents the commonality and discrepancy between image and text, and the relation network models the semantic association in cross-modality context.
- **MCR** [27]: The Multi-perspective Coherent Reasoning is a product-review coherent reasoning model to measure the intra- and inter-modal coherence between the target product and the review.
- **MCL** [30]: The Multi-modal Contrastive Learning concentrates on mutual information between input modalities to explicitly elaborate cross-modal relations.

Tables 1 and 2 present the results of MM-SS and the baselines on Lazada-MRHP and Amazon-MRHP, respectively. The results yield several key observations: 1) Among all the baselines, EG-CNN performs the worst, suggesting that focusing solely on hidden features extracted from the review text, without considering product information, is not a reasonable approach. 2) Multimodal baselines consistently outperform those that rely solely on textual data (i.e., BiMPM, EG-CNN, Conv-KNRM, and PHRNet). This underscores the value of incorporating both textual and visual modalities in the model, as it enables the extraction of more helpful information. 3) MM-SS consistently outperforms all baselines

across various metrics on both datasets. This highlights the advantage of our approach, which leverages self-supervised multi-task learning. And 4) It’s noteworthy that our approach exhibits a substantial performance improvement on Amazon-MRHP compared to Lazada-MRHP. We speculate that this disparity arises from the better alignment of our fine-tuned BERT model with the English context, as opposed to Indonesian.

It’s worth noting that we conducted a significance test between our results and the best baseline result (i.e., MCL) to establish the statistical significance of our improvements. All the p-values were found to be less than 0.01, further substantiating the superiority of our method over existing approaches.

5.3 On Ablation Study

To verify the importance of each component in our model, we also compare MM-SS with the following derivatives.

- **w/o intra-modal- $p_t r_t$** : To explore the effect of the intra-modal interactive subtask between product and review text, we remove this component by setting $s \in \{p_v r_v, p_t r_v, p_v r_t, r_t r_v\}$ in section 4.4.
- **w/o intra-modal- $p_v r_v$** : To explore the effect of the intra-modal interactive subtask between product and review image, we remove this component by setting $s \in \{p_t r_t, p_t r_v, p_v r_t, r_t r_v\}$ in section 4.4.
- **w/o inter-modal- $p_t r_v$** : To explore the effect of the inter-modal interactive subtask between product text and review image, we remove this component by setting $s \in \{p_t r_t, p_v r_v, p_v r_t, r_t r_v\}$ in section 4.4.
- **w/o inter-modal- $p_v r_t$** : To explore the effect of the inter-modal interactive subtask between product image and review text, we remove this component by setting $s \in \{p_t r_t, p_v r_v, p_t r_v, r_t r_v\}$ in section 4.4.
- **w/o intra-review- $r_t r_v$** : To explore the effect of the intra-review interactive subtask between review text and review image, we remove this component by setting $s \in \{p_t r_t, p_v r_v, p_t r_v, p_v r_t\}$ in section 4.4.
- **w/o Modality-specific Feature Extraction (module b)**: To gain more insights into our manners of utilizing textual and visual information, we directly concatenated the textual and visual features of each item and fed them to a MLP to get \hat{y}_g . Accordingly, the Pseudo-Label Generation Subtasks and Global Feature Fusion Target-task are simultaneously removed.
- **w/o Fine-grained Contribution-guided Helpfulness Measurement (module d)**: We remove all five subtasks to further investigate whether the improvement of MM-SS is achieved by self-supervised pseudo-label generation scheme.

Due to space constraints, we conducted the ablation study on the CS&J category of Lazada and Amazon datasets, with the results presented in Table 4. The table reveals the following insights:

1) In all subtasks, the intra-review- $r_t r_v$ task has the most significant impact on the performance of MM-SS. This suggests that images within a review serve as valuable evidence

for review helpfulness prediction. However, intra-modal- $p_t r_t$ and intra-modal- $p_v r_v$ have a smaller influence on MM-SS compared to the other two variants, inter-modal interaction $p_v r_t$ and $p_t r_v$. This could be attributed to most product images being consistently enhanced, resulting in substantial distinctions between product images and images shared by consumers. 2) w/o Fine-grained Contribution-guided Helpfulness Measurement module yields poorer performance. For instance, in the Lazada-MRHP dataset, MAP decreases by 1.97 points, and N@5 decreases by 1.56 points. A similar trend is observed in the Amazon-MRHP dataset, which underscores the effectiveness of our proposed Pseudo-Label Generation scheme. 3) MM-SS outperforms the w/o Modality-specific Feature Extraction module. For example, in the Amazon-MRHP dataset, MAP decreases by 5.57 points, and N@5 decreases by 5.91 points. This pattern is also observed in the Lazada-MRHP dataset. It is hypothesized that without this module, the model rigidly relies on the alignment between multimodal input elements, resulting in an impractical model because, in most cases, cross-modal elements cannot be accurately mapped together[12].

Table 4: The ablation study on CS&J category of Lazada-MRHP and Amazon-MRHP.

Dataset	Model Variant	MAP	N@3	N@5
Lazada	MM-SS (Ours)	71.73	65.94	70.42
	-w/o intra-modal- $p_t r_t$	71.41	65.85	70.20
	-w/o intra-modal- $p_v r_v$	71.29	65.73	70.15
	-w/o inter-modal- $p_t r_v$	70.94	65.52	69.93
	-w/o inter-modal- $p_v r_t$	71.06	65.51	70.08
	-w/o intra-review- $r_t r_v$	70.86	65.43	69.87
	-w/o module(b)	65.34	60.25	64.93
	-w/o module(d)	69.76	64.37	68.86
Amazon	MM-SS (Ours)	69.54	60.12	62.94
	-w/o intra-modal- $p_t r_t$	69.04	60.05	62.88
	-w/o intra-modal- $p_v r_v$	68.86	59.97	62.75
	-w/o inter-modal- $p_t r_v$	68.63	59.66	62.47
	-w/o inter-modal- $p_v r_t$	68.65	59.70	62.36
	-w/o intra-review- $r_t r_v$	68.46	59.38	62.24
	-w/o module(b)	63.97	54.81	57.03
	-w/o module(d)	68.02	58.93	61.47

5.4 On Case Study

To validate the rationality of auto-generated Pseudo-labels, we select a multimodal example from the test set of Amazon Home&Kitchen, as shown in Figure 4. In this case, manual-annotate label is 4.0, our model prediction is 3.675, our model prediction without SSP-Labels is -0.937 . In line with expectation, the SSP-Label outputs a positive offset, helping us achieve results close to the manual-annotate label. So we believe that these independent pseudo labels can aid in learning both modal consistency and differentiation.

6 Conclusion

In this work, we introduce separate cross-modal interaction subtasks to aid in modeling the consistent and different relations between the visual and textual modalities for the MRHP

Product Name : Chalk-Markers

Product Description : Bold, bright, and fun liquid chalk markers from Bandle B. Perfect for adults and kids. Ideal for businesses, crafts, events, and every day. Write a note, write a message, draw something pretty, or sketch something silly. Let your imagination run wild with a rainbow of colors that are fresh and beautiful.



Review : Unless you use these every day, maybe, these are worthless. I saved the instructions on how to start the flow of chalk, but every time I try to use one, it won't start again, even though I can hear the liquid in there, and I shake and shake and pump the tip on a piece of cardboard. I'm throwing them all away. A waste of money.



Predictions : $H = 4$, $M = 3.675$, $O = -0.937$, $p_t r_t = -0.836$, $p_v r_v = -1.277$, $p_t r_v = 1.674$, $p_v r_t = 1.345$, $r_t r_v = 2.313$.

Figure 4: Case study for the MM-SS on Amazon-MRHP. The "H" is human-annotated, "M" is our model prediction, "O" is our model prediction without SSP-Labels, and others are auto-generated SSP-Labels.

target task. Extensive experiments validate the rationality of the auto-generated pseudo labels. Our framework can outperform prior textual and multimodal baselines on two real-world datasets. We also find that the generated $y_{p_t r_t}$ and $y_{p_v r_v}$ labels are not significant enough limited by the pre-processed features. Future research can be focused on the following aspects: 1) we will explore the connotative relationship between multimodal interactions to find more valuable subtasks, 2) we will fine-tune BERT so that it can be generalized to more language models, 3) in addition to deep learning methods, we consider integrating syntactic features used in traditional machine learning feature engineering methods, such as sentiment analysis [24, 35].

7 Conclusion

In this work, we tackle review helpfulness prediction using two new techniques, i.e., embedding-gated CNN and cross-domain relationship learning. We built our base model on CNN with word-, character- and topic-based representations. On top of this model, domain relationships were learned to better transfer knowledge across domains. The experiments showed that our model significantly outperforms the state of the art.

References

- [1] Mahdi Abavisani, Liwei Wu, Shengli Hu, Joel R. Tetreault, and Alejandro Jaimes. Multimodal categorization of crisis events in social media. In *CVPR. Computer Vision Foundation/IEEE*, pages 14667–14677, 2020.
- [2] Roei Aharoni and Yoav Goldberg. Unsupervised domain clusters in pretrained language models. In *Proc.*

58th Annu. Meeting Assoc. Comput. Linguistics, pages 7747–7763, 2020.

- [3] Peter Anderson, Xiaodong He, Chris Buehler, Damien Teney, Mark Johnson, Stephen Gould, and Lei Zhang. Bottom-up and top-down attention for image captioning and visual question answering. In *CVPR. IEEE Computer Society*, pages 6077–6086, 2018.
- [4] Rich Caruana. Multitask learning: A knowledge-based source of inductive bias. In *in Proc. 10th Int. Conf. Mach. Learn.*, pages 41–48, 1993.
- [5] Cen Chen, Minghui Qiu, Yinfei Yang, Jun Zhou, Jun Huang, Xiaolong Li, and Forrest Sheng Bao. Review helpfulness prediction with embedding-gated CNN. *arXiv preprint arXiv:1808.09896*, 2018.
- [6] Zhao Chen, Vijay Badrinarayanan, Chen-Yu Lee, and Andrew Rabinovich. Gradnorm: Gradient normalization for adaptive loss balancing in deep multitask networks. In *in Proc. 35th Int. Conf. Mach. Learn.*, pages 793–802, 2018.
- [7] Ronan Collobert and Jason Weston. A unified architecture for natural language processing: deep neural networks with multitask learning. In *in Proc. 25th Int. Conf. Mach. Learn.*, pages 160–167, 2008.
- [8] Zhuyun Dai, Chenyan Xiong, Jamie Callan, and Zhiyuan Liu. Convolutional neural networks for soft-matching n-grams in ad-hoc search. In *Proc. 11th ACM Int. Conf. Web Search Data Min.*, pages 126–134, 2018.
- [9] Jacob Devlin, Ming-Wei Chang, Kenton Lee, and Kristina Toutanova. BERT: pre-training of deep bidirectional transformers for language understanding. In *Proc. 57th Annu. Meeting Assoc. Comput. Linguistics*, pages 4171–4186, 2019.
- [10] Gerardo Ocampo Diaz and Vincent Ng. Modeling and prediction of online product review helpfulness: A survey. In *Proc. 56th Annu. Meeting Assoc. Comput. Linguistics*, pages 698–708, 2018.
- [11] Miao Fan, Chao Feng, Lin Guo, Mingming Sun, and Ping Li. Product-aware helpfulness prediction of online reviews. In *WWW. ACM*, pages 2715–2721, 2019.
- [12] Wei Han, Hui Chen, Zhen Hai, Soujanya Poria, and Lidong Bing. SANCL: multimodal review helpfulness prediction with selective attention and natural contrastive learning. In *Proc. 29th Int. Conf. Comput. Linguistics*, pages 5666–5677, 2022.
- [13] Dan Hendrycks and Kevin Gimpel. Bridging nonlinearities and stochastic regularizers with gaussian error linear units. *arXiv preprint arXiv:1606.08415*, 2016.
- [14] Kalervo Järvelin and Jaana Kekäläinen. IR evaluation methods for retrieving highly relevant documents. *SI-GIR Forum*, 51(2):243–250, 2017.
- [15] Mengzhao Jia, Can Xie, and Liqiang Jing. Debiasing multimodal sarcasm detection with contrastive learning. *CoRR*, abs/2312.10493, 2023.

- [16] Liqiang Jing, Yiren Li, Junhao Xu, Yongcan Yu, Pei Shen, and Xuemeng Song. Vision enhanced generative pre-trained language model for multimodal sentence summarization. *Mach. Intell. Res.*, 20(2):289–298, 2023.
- [17] Liqiang Jing, Xuemeng Song, Kun Ouyang, Mengzhao Jia, and Liqiang Nie. Multi-source semantic graph-based multimodal sarcasm explanation generation. In *Proceedings of the 61st Annual Meeting of the Association for Computational Linguistics*, pages 11349–11361. Association for Computational Linguistics, 2023.
- [18] Liqiang Jing, Xuemeng Song, Xinxing Zu, Na Zheng, Zhongzhou Zhao, and Liqiang Nie. VK-G2T: vision and context knowledge enhanced gloss2text. *CoRR*, abs/2312.10210, 2023.
- [19] Liqiang Jing, Xuemeng Song, Xuming Lin, Zhongzhou Zhao, Wei Zhou, and Liqiang Nie. Stylized data-to-text generation: A case study in the e-commerce domain. *ACM Trans. Inf. Syst.*, 42(1):25:1–25:24, 2024.
- [20] Alex Kendall, Yarin Gal, and Roberto Cipolla. Multi-task learning using uncertainty to weigh losses for scene geometry and semantics. In *CVPR. IEEE Computer Society*, pages 7482–7491, 2018.
- [21] Soo-Min Kim, Patrick Pantel, Timothy Chklovski, and Marco Pennacchiotti. Automatically assessing review helpfulness. In *Proc. Conf. Empir. Methods Natural Lang. Process*, pages 423–430, 2006.
- [22] Diederik P. Kingma and Jimmy Ba. Adam: A method for stochastic optimization. In *International Conference on Learning Representations (ICLR)*, 2015.
- [23] Srikumar Krishnamoorthy. Linguistic features for review helpfulness prediction. *Expert Syst. Appl.*, 42(7): 3751–3759, 2015.
- [24] Yuequn Li, Wenji Mao, Daniel Zeng, Luwen Huangfu, and Chunyang Liu. Extracting opinion explanations from chinese online reviews. In *2012 IEEE International Conference on Intelligence and Security Informatics*, pages 221–223, 2012.
- [25] Dengtian Lin, Liqiang Jing, Xuemeng Song, Meng Liu, Teng Sun, and Liqiang Nie. Adapting generative pre-trained language model for open-domain multimodal sentence summarization. In *Proceedings of the 46th International ACM SIGIR Conference on Research and Development in Information Retrieval*, pages 195–204. ACM, 2023.
- [26] Haijing Liu, Yang Gao, Pin Lv, Mengxue Li, Shiqiang Geng, Minglan Li, and Hao Wang. Using argument-based features to predict and analyse review helpfulness. In *Proc. 55th Annu. Meeting Assoc. Comput. Linguistics*, pages 1358–1363, 2017.
- [27] Junhao Liu, Zhen Hai, Min Yang, and Lidong Bing. Multi-perspective coherent reasoning for helpfulness prediction of multimodal reviews. In *Proc. 59th Annu. Meeting Assoc. Comput. Linguistics*, pages 5927–5936, 2021.
- [28] Lionel Martin and Pearl Pu. Prediction of helpful reviews using emotions extraction. In *Proc. 28th AAAI Conf. Artif. Intell.*, pages 1551–1557, 2014.
- [29] Ishan Misra, Abhinav Shrivastava, Abhinav Gupta, and Martial Hebert. Cross-stitch networks for multi-task learning. In *CVPR. IEEE Computer Society*, pages 3994–4003, 2016.
- [30] Thong Nguyen, Xiaobao Wu, Anh Tuan Luu, Zhen Hai, and Lidong Bing. Adaptive contrastive learning on multimodal transformer for review helpfulness prediction. In *Proc. Conf. Empir. Methods Natural Lang. Process*, pages 10085–10096, 2022.
- [31] Luís Paquete, Marco Chiarandini, and Thomas Stützle. Pareto local optimum sets in the biobjective traveling salesman problem: An experimental study. In *Metaheuristics for Multiobjective Optimisation*, pages 177–199. 2004.
- [32] Yang Qiao, Liqiang Jing, Xuemeng Song, Xiaolin Chen, Lei Zhu, and Liqiang Nie. Mutual-enhanced incongruity learning network for multi-modal sarcasm detection. In *Thirty-Seventh AAAI Conference on Artificial Intelligence, AAAI 2023, Thirty-Fifth Conference on Innovative Applications of Artificial Intelligence, IAAI 2023, Thirteenth Symposium on Educational Advances in Artificial Intelligence, EAAI 2023*, pages 9507–9515. AAAI Press, 2023.
- [33] Sebastian Ruder, Joachim Bingel, Isabelle Augenstein, and Anders Søgaard. Latent multi-task architecture learning. In *Proc. 33th AAAI Conf. Artif. Intell.*, pages 4822–4829, 2019.
- [34] Ozan Sener and Vladlen Koltun. Multi-task learning as multi-objective optimization. In *NIPS*, pages 525–536, 2018.
- [35] Han-Xiao Shi and Xiaojun Li. A sentiment analysis model for hotel reviews based on supervised learning. In *ICMLC*, pages 950–954, 2011.
- [36] Alexandros Stergiou, Ronald Poppe, and Grigorios Kalliatakis. Refining activation downsampling with softpool. In *Proc. IEEE/CVF Conf. Comput. Vis. Pattern Recognit*, pages 10337–10346, 2021.
- [37] Teng Sun, Wenjie Wang, Liqiang Jing, Yiran Cui, Xuemeng Song, and Liqiang Nie. Counterfactual reasoning for out-of-distribution multimodal sentiment analysis. In *The 30th ACM International Conference on Multimedia*, pages 15–23. ACM, 2022.
- [38] Teng Sun, Liqiang Jing, Yinwei Wei, Xuemeng Song, Zhiyong Cheng, and Liqiang Nie. Dual consistency-enhanced semi-supervised sentiment analysis towards COVID-19 tweets. *IEEE Trans. Knowl. Data Eng.*, 35(12):12605–12617, 2023.
- [39] Teng Sun, Juntong Ni, Wenjie Wang, Liqiang Jing, Yinwei Wei, and Liqiang Nie. General debiasing for multimodal sentiment analysis. In *Proceedings of the ACM International Conference on Multimedia*, pages 5861–5869. ACM, 2023.

- [40] Ashish Vaswani, Noam Shazeer, Niki Parmar, Jakob Uszkoreit, Llion Jones, Aidan N. Gomez, Lukasz Kaiser, and Illia Polosukhin. Attention is all you need. In *NIPS*, pages 5998–6008, 2017.
- [41] Zhiguo Wang, Wael Hamza, and Radu Florian. Bilateral multi-perspective matching for natural language sentences. In *Proc. Int. Joint Conf. Artif. Intell.*, pages 4144–4150, 2017.
- [42] Nan Xu, Zhixiong Zeng, and Wenji Mao. Reasoning with multimodal sarcastic tweets via modeling cross-modality contrast and semantic association. In *Proc. 58th Annu. Meeting Assoc. Comput. Linguistics*, pages 3777–3786, 2020.
- [43] Yinfei Yang, Yaowei Yan, Minghui Qiu, and Forrest Sheng Bao. Semantic analysis and helpfulness prediction of text for online product reviews. In *Proc. 53th Annu. Meeting Assoc. Comput. Linguistics*, pages 38–44, 2015.
- [44] Chang’an Yi, Jiangjie Zhen, Yang Li, Yang Yi, Pengshuai Yin, and Huaqing Min. A novel method to improve transfer learning based on mahalanobis distance. In *2017 IEEE International Conference on Robotics and Biomimetics (ROBIO)*, pages 2279–2283, 2017.
- [45] Wenmeng Yu, Hua Xu, Ziqi Yuan, and Jiele Wu. Learning modality-specific representations with self-supervised multi-task learning for multimodal sentiment analysis. In *AAAI*, pages 10790–10797, 2021.
- [46] Yu Zhang and Qiang Yang. A survey on multi-task learning. *IEEE Trans. Knowl. Data Eng.*, 34(12):5586–5609, 2022.

A Appendix

A.1 Offset Value

Firstly, in the training process, we abstract an anchor point:

$$\mathbf{A}_k = \frac{\sum_{i=1}^N \sigma(y_k(i)) \cdot \epsilon_k^i}{\sum_{i=1}^N \sigma(y_k(i))}, \quad (17)$$

where $k \in \{g, p_t r_t, p_v r_v, p_t r_v, p_v r_t, r_t r_v\}$, N is the number of training samples, ϵ_k^j is the modification value of the i -th sample in task k . σ is the Sigmoid function. As modal representations reside in distinct feature spaces, it is inaccurate to solely employ Euclidean distances for their measurement. Consequently, we employ Mahalanobis Distance [44] to normalize them, ensuring an equal distribution of dimensions. The distance from representations to the anchor is calculated as follows

$$\chi_k = \frac{\sqrt{(f_k^* - \mathbf{A}_k)^T \Sigma^{-1} (f_k^* - \mathbf{A}_k)}}{\sqrt{s_k}}, \quad (18)$$

where s_k is a scale factor, Σ^{-1} is the covariance matrix between f_k^* and anchor. Then we calculate the distance difference from representation to the anchor.

According to the correlation analysis $\frac{y_s}{y_g} \propto \frac{\chi_s}{\chi_g}$ in Chapter 4.4, we can make the following transformation to the formula,

$$y_s = (\alpha_1 * \frac{\chi_s}{\chi_g + \epsilon}) * y_g, \quad (19)$$

where $s \in \{p_t r_t, p_v r_v, p_t r_v, p_v r_t, r_t r_v\}$, α_1 is the correlation coefficient, ϵ is a minuscule value utilized to avoid division by zero in the denominator.

From a subtraction perspective, we can infer the following $y_s - y_g \propto \chi_s - \chi_g$. Then we approach the formula for further modifications,

$$y_s = y_g + \alpha_2 * (rel_s - rel_g), \quad (20)$$

where α_2 is the correlation coefficient.

By combining the above two equations and assigning equal weights, we can calculate the offset,

$$\begin{aligned} y_s &= \frac{y_g + \alpha_2 * (\chi_s - \chi_g)}{2} + \frac{\alpha_1 * \chi_s y_g}{2(\chi_g + \epsilon)} \\ &= y_g + \frac{2\chi_s - \alpha * (\chi_g + \epsilon) y_g}{2(\chi_g + \epsilon)} \\ &= y_g + \delta_{gs}, \end{aligned} \quad (21)$$

where δ_{gs} denotes the offset value of subtask supervisions from the target-task output.

A.2 Implementation Details

As for the text encoder, we set the word embedding size to 512, and the dimension of the hidden layer in BERT [9] to 128. Regarding the image encoder, we extract 2048-dimensional ROI features from each image and encode them into 128-dimensional vectors. Our model is trained end-to-end with Adam optimizer [22] and the batch size is set to 32. We use the initial learning rate of $5e-5$ for BERT and $1e-4$ for

other parameters. For the training objective, we set the value of the margin in the ranking loss to 1. To make a fair comparison, we run five times and report the average result of all the models. All the experiments are implemented by PyTorch³ over a server equipped with 1 NVIDIA GTX-1080Ti GPU, and the random seeds are fixed for reproducibility.

Following previous MRHP studies [12, 27, 30], we adopt several retrieval metrics for the evaluation of models, i.e., Mean Average Precision (MAP) and Normalized Discounted Cumulative Gain (NDCG@N) [10, 14], and we set N as 3 and 5, respectively. For comparison, we rank all reviews in descending order by helpfulness score. MAP reflects the average accuracy of the entire set of reviews. Besides, NDCG@N evaluates the performance of generating the top N helpful review lists for different customers, which simulates a scenario where customers would only read a limited few reviews.

³<https://pytorch.org>.