

Editing Factual Knowledge and Explanatory Ability of Medical Large Language Models

Derong Xu^{1,3}, Ziheng Zhang², Zhihong Zhu⁴, Zhenxi Lin², Qidong Liu³, Xian Wu²,
Tong Xu¹, Wanyu Wang³, Yuyang Ye³, Xiangyu Zhao³, Yefeng Zheng², Enhong Chen¹

¹University of Science and Technology of China & State Key Laboratory of
Cognitive Intelligence, ²Jarvis Research Center, Tencent YouTu Lab,

³City University of Hong Kong, ⁴Peking University

derongxu@mail.ustc.edu.cn, {tongxu, cheneh}@ustc.edu.cn,

{zihengzhang, chalerislin, kevinxwu, yefengzheng}@tencent.com,

{qidongliu2-c, xianzhao}@cityu.edu.hk, zhihongzhu@stu.pku.edu.cn

ABSTRACT

Model editing aims to precisely alter the behaviors of large language models (LLMs) in relation to specific knowledge, while leaving unrelated knowledge intact. This approach has proven effective in addressing issues of hallucination and outdated information in LLMs. However, the potential of using model editing to modify knowledge in the medical field remains largely unexplored, even though resolving hallucination is a pressing need in this area. Our observations indicate that current methods face significant challenges in dealing with specialized and complex knowledge in medical domain. Therefore, we propose MedLaSA, a novel **Layer-wise Scalable Adapter** strategy for medical model editing. MedLaSA harnesses the strengths of both adding extra parameters and locate-then-edit methods for medical model editing. We utilize causal tracing to identify the association of knowledge in neurons across different layers, and generate a corresponding scale set from the association value for each piece of knowledge. Subsequently, we incorporate scalable adapters into the dense layers of LLMs. These adapters are assigned scaling values based on the corresponding specific knowledge, which allows for the adjustment of the adapter's weight and rank. The more similar the content, the more consistent the scale between them. This ensures precise editing of semantically identical knowledge while avoiding impact on unrelated knowledge. To evaluate the editing impact on the behaviours of LLMs, we propose two model editing studies for medical domain: (1) editing factual knowledge for medical specialization and (2) editing the explanatory ability for complex knowledge. We build two novel medical benchmarking datasets and introduce a series of challenging and comprehensive metrics. Extensive experiments on medical LLMs demonstrate the editing efficiency of MedLaSA, without affecting unrelated knowledge.¹

¹Our code and data will be publicly available.

Permission to make digital or hard copies of all or part of this work for personal or classroom use is granted without fee provided that copies are not made or distributed for profit or commercial advantage and that copies bear this notice and the full citation on the first page. Copyrights for components of this work owned by others than the author(s) must be honored. Abstracting with credit is permitted. To copy otherwise, or republish, to post on servers or to redistribute to lists, requires prior specific permission and/or a fee. Request permissions from [permissions@acm.org](https://permissions.acm.org).

CIKM '24, October 21 – 25, 2024, Boise, Idaho, USA

© 2024 Copyright held by the owner/author(s). Publication rights licensed to ACM.

ACM ISBN 978-1-4503-XXXX-X/18/06

<https://doi.org/XXXXXXX.XXXXXXX>

CCS CONCEPTS

• **Applied computing** → **Life and medical sciences**.

KEYWORDS

Large Language Model, Model Editing, Medical Sciences

ACM Reference Format:

Derong Xu^{1,3}, Ziheng Zhang², Zhihong Zhu⁴, Zhenxi Lin², Qidong Liu³, Xian Wu², Tong Xu¹, Wanyu Wang³, Yuyang Ye³, Xiangyu Zhao³, Yefeng Zheng², Enhong Chen¹, ¹University of Science and Technology of China & State Key Laboratory of, Cognitive Intelligence, ²Jarvis Research Center, Tencent YouTu Lab., ³City University of Hong Kong, ⁴Peking University, derongxu@mail.ustc.edu.cn, {tongxu, cheneh}@ustc.edu.cn., {zihengzhang, chalerislin, kevinxwu, yefengzheng}@tencent.com., {qidongliu2-c, xianzhao}@cityu.edu.hk, zhihongzhu@stu.pku.edu.cn . 2024. Editing Factual Knowledge and Explanatory Ability of Medical Large Language Models. In *Proceedings of the 33rd ACM International Conference on Information and Knowledge Management (CIKM '24)*. ACM, New York, NY, USA, 11 pages. <https://doi.org/XXXXXXX.XXXXXXX>

1 INTRODUCTION

The emergence of large language models (LLMs) has greatly promoted the development of natural language processing due to their powerful text generation capabilities [35, 42]. Meanwhile, LLMs also garner increasing attention from researchers in healthcare field [10, 29]. Although LLMs have proven to be valuable tools, they may still provide outdated factual information or even experience hallucinations [17, 37, 41], which is particularly concerning when deployed in the real-world medical scenarios [6, 9]. To solve this problem, considering the substantial cost of retraining an LLM, there has been an increasing interest in model editing (also known as knowledge editing) [32]. It seeks to modify the behaviors of LLMs by precisely manipulating a part of knowledge while ensuring unrelated knowledge unaffected (not the target of editing) [21, 22, 32, 40]. Researches have demonstrated that the LLMs can serve as a knowledge base for storing factual information about the world [7, 27] and the knowledge in LLMs can be edited by understanding mechanization of knowledge retention within the transformer structure [3, 8, 19].

Despite remarkable achievements of model editing methods in encyclopedic knowledge of the general domain [21–23], the potential of utilizing model editing to modify knowledge in the medical field remains largely unexplored. They can be mainly categorized

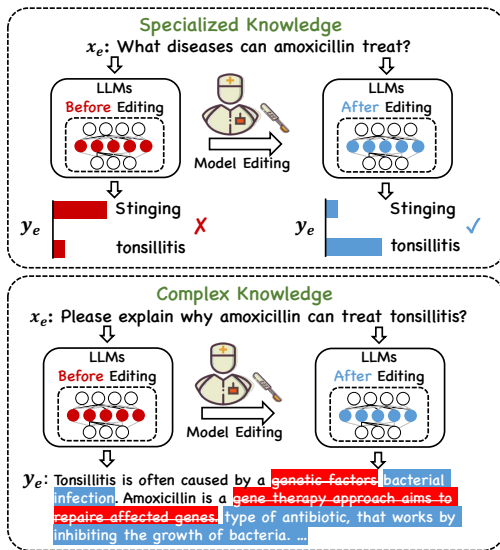


Figure 1: Examples of specialized and complex knowledge in the medical domain. The red/blue symbols and background colors represent LLMs’ state and output before/after model editing.

into two types: (i) Additional parameters or memories, aiming to introduce explicit memory to store editing knowledge [24, 43], or add extra neurons to the network [12]. (ii) Modifying LLMs’ parameters, such as location-then-edit methods [21, 22], which identify parameters corresponding to specific knowledge and modify them through direct updates to the target parameters.

We observed that these methods struggle to overcome challenges of specialized and complex knowledge in the medical domain [14]. As shown in Figure 1, LLMs may exhibit hallucinations and provide answers that do not align with the real world. It lacks specialized knowledge regarding the diseases that can be treated with amoxicillin [1, 15], leading to incorrect responses such as "stinging". When dealing with complex knowledge, it is common to employ advanced prompting techniques (e.g., Chain-of-Thought [20]), to facilitate logical reasoning and deduce rational conclusions. However, LLMs may fail to explain the rationale behind the impact of amoxicillin in treating tonsillitis, resulting in an erroneous reasoning chain. Current model editing methods either overlook the storage of complex medical knowledge across different layers in LLMs [43] or introduce substantial modifications to original parameters, which consequently affect the model’s unrelated knowledge and lead to sub-optimal performance [41]. This research gap presents a question: *Can model editing techniques effectively address challenges when integrating LLMs in the medical domain?*

To combine the strengths of both adding extra parameters [12] and locate-then-edit methods [21], we propose MedLaSA, a novel **L**ayer-wise **S**calable **A**dapter strategy specifically designed for medical model editing. MedLaSA first incorporates causal tracing, a knowledge localization tool, to establish connections between medical knowledge and corresponding layers. Then, for each piece of knowledge (represented as a QA pair), we construct an impact

matrix that considers the influence of each token and layer on the knowledge. By aggregating the layer-wise impact matrix, we generate an impact set for each piece of knowledge. Instead of fine-tuning parameters [21], we introduce adapters to dense weights. We believe that by introducing additional parameters to edit the knowledge in high-influence layers (e.g., layer i), we can achieve a higher editing success rate while minimizing the impact on unrelated knowledge (such as knowledge with stronger connections to layer j). It is important to note that our approach does not involve adding adapters to one layer while excluding others (we refer to this as hard scaling). Instead, our proposed method employs soft scaling, wherein we generate a corresponding scale set from the impact set for each knowledge. This allows for the adjustment of the adapter’s weight and rank, ensuring the scalability of model editing. Each knowledge will have its own scale set, with the scale being more consistent for similar contents. Therefore, it can ensure accurate editing of the same knowledge while avoiding affecting unrelated knowledge.

On the other hand, there is a lack of benchmarks for editing medical knowledge. To address this gap and promote model editing techniques for mitigating hallucination issues in medical LLMs, we propose two initial studies, as illustrated in Figure 1: (1) Editing factual medical knowledge within LLMs to tackle the challenge of specialized knowledge, and (2) Editing LLMs to enhance their ability to effectively explain complex knowledge. To achieve these, we construct two corresponding benchmarks, namely Medical Counter Fact (MedCF) and Medical Fact Explanation (MedFE). We propose to evaluate model editing from four perspectives: *Efficacy*, *Generality*, *Locality*, and *Fluency* [40]. Additionally, given the higher demand for reliability in the medical domain [44], we propose more comprehensive metrics to evaluate the post-edited model, addressing the following challenges:

- **Target Distribution:** Does the editing operation alter the probability distribution of the ground truth tokens?
- **Entity Mapping:** Does the editing operation solely learn the mapping relationship between head and tail entities?
- **Structural Similarity:** Does the editing operation influence unrelated knowledge with similar graph structures?
- **Textual Similarity:** Does the editing operation have an impact on unrelated knowledge that contains similar semantic text?
- **Consistent Topic:** Does the editing operation affect unrelated knowledge with the same topic?

Extensive experiments conducted on two comprehensive benchmarks demonstrate the superior performance of MedLaSA across a range of metrics, showing that it can achieve a higher editing success rate in specialized and complex medical knowledge contexts and avoid impacting irrelevant contexts. Our contributions are summarized as follows:

- To the best of our knowledge, we are the first to propose model editing for enhancing factual knowledge and explanatory abilities in medical LLMs. And we construct two benchmarks with comprehensive evaluation metrics.
- We introduce MedLaSA, a novel approach that dynamically adjusts the adapters across different layers of LLMs, which effectively addresses the challenges of model editing in specialized and complex medical knowledge.

- We conduct extensive experimental analysis of specialized and complex medical knowledge editing, demonstrating that MedLaSA significantly outperforms the existing methods.

2 RELATED WORK

We present current model editing works in two categories following Yao et al. [36].

Memories or Additional Parameters. The methods of with memories or additional parameters typically involve creating explicit memories to store the required knowledge for editing, or adding additional trainable parameters to LLMs for learning new knowledge [5, 9, 38]. SERAC [24] utilized explicit memory for storing edits and incorporated a scope classifier to understand the editing scope. Given a sample within the editing scope, it utilized a separate model to make edits, ensuring that the original model remains unaffected. Inspired by the in-context learning ability of LLMs, IKE [43] designed demonstration formatting and organization strategies, including the copy, update, and retain templates, and retrieved relevant knowledge facts from the editing memories as demonstration inputs to guide the editing process. T-Patcher [12] retained all original parameters to preserve overall performance while adding trainable neuron patches to the last Feed-Forward Network (FFN) layer of a Transformer for handling sequential model editing. Despite their success, the above methods lack the exploration of the mechanics of knowledge storage in LLMs, which ultimately leads to poor performance in handling complex medical knowledge.

Modifying LLMs' Parameters. The methods of this category aim to comprehend how knowledge is stored in LLMs and how it can be effectively altered by changing the parameters [4, 8, 34]. KN [3] proposed a knowledge attribution method to identify the neurons associated with specific knowledge without fine-tuning, updating facts, and erasing relations by directly modifying the corresponding parameters in FFN. MEND [23] introduced auxiliary hyper-networks to transform the gradient during the fine-tuning process, and trained the hyper-networks to ensure edit success and locality when updating LLMs' parameters. ROME [21] applied Causal mediation analysis [26, 31] to identify decisive neuron activation and modify FFN weights by solving a least squares problem with a linear equality constraint using the Lagrange multiplier. As an extension of ROME [21], MEMIT [22] introduced a multi-layer algorithm to update multiple cases simultaneously. PMET [18] further improved MEMIT [22] by simultaneously optimizing hidden states of self-attention and FFN. Despite impressive progress made by these methods, they often introduce significant modifications to the original parameters. Consequently, unrelated knowledge is affected, resulting in a noticeable impact on *Locality* and *Fluency*, as demonstrated in Section Experiments 4.

Overall, both of them have their advantages and disadvantages. Neuron localization can achieve interpretability between parameters and knowledge, but sometimes optimizing too much can have negative impacts on unrelated knowledge [8, 21]. On the other hand, adding extra parameters has a smaller impact on unrelated knowledge but lacks exploration of the mechanics of knowledge storage [12]. Our proposed method, MedLaSA, aims to combine the

strengths of both approaches. It identify the association of knowledge in neurons of different layers, and introduce scalable adapters into the dense layers, enables precise editing without affecting unrelated knowledge.

3 METHODOLOGY

3.1 Preliminaries

Model editing is a recently emerging field that aims to modify specific knowledge within a neural network while preserving the network's behaviours for other knowledge [36, 40]. In contrast to vanilla fine-tuning for updating LLMs, model editing seeks to precisely manipulate and update the specific knowledge in LLMs, resulting in a more thorough and strict evaluation [33]. Formally, we denote a model as $f(x, \theta)$, which maps an input x to its prediction y with the pre-trained model parameters θ , and the post-edited model is denoted as $f'(x, \theta_e)$. To be considered effective, model editing typically needs to satisfy the following four properties [12, 40]:

Property 1 Efficacy. The post-edited model should establish an effective mapping between the edit pair (x_e, y_e) , i.e., $f'(x_e, \theta_e) = y_e$. The *Efficacy* is calculated as the average accuracy on the edit case:

$$\mathbb{E}_{x_e, y_e} \mathbb{I}(\operatorname{argmax}_y f'(y|x_e', \theta_e) = y_e'). \quad (1)$$

Property 2 Generality. When an input sentence x_g with a similar meaning to x_e (e.g., a rephrased sentence) is provided, the post-edited model is expected to produce the corresponding output y_e as well, i.e., $f'(x_g, \theta_e) = y_e$. The *Generality* is computed as follows:

$$\mathbb{E}_{x_g, y_e} \mathbb{I}(\operatorname{argmax}_y f'(y|x_g', \theta_e) = y_e'). \quad (2)$$

Property 3 Locality. The editing process should remain local and precise, meaning the post-edited model should not impact the prediction of irrelevant pairs (x_i, y_i) , i.e., $f'(x_i, \theta_e) = y_i$. Hence, the *Locality* is evaluated by the rate at which the post-edited model $f'(x, \theta_e)$'s predictions are unchanged as the pre-edited model $f(x, \theta)$:

$$\mathbb{E}_{x_i', y_i'} \mathbb{I}(f'(y|x_i', \theta_e) = f(y|x_i', \theta)). \quad (3)$$

Property 4 Fluency. The post-edited model should maintain generation ability and thus a high level of fluency in output. Following in Meng et al. [21], *Fluency* is calculated by measuring the weighted average of bi- and tri-gram entropies given by $-\sum_k f_n(k) \log_2 f_n(k)$, where $f_n(\cdot)$ is the n-gram frequency distribution, k is output sentence of the model.

3.2 Causal Tracing

We first explain causal tracing, which aims to identify factual associations to specific neuron activation by calculating the contribution of each state towards factual predictions [21]. The knowledge and its associations in the network can be effectively utilized to regulate model editing and scaling operations in our model, as described in Section 3.3. This process involves three forward propagation runs: (1) **Clean run.** A question x is fed into LLM, and the model predicts the probability of an answer y . For example, if the input is "What diseases can amoxicillin treat?", the output probability for "tonsillitis" is obtained. Meanwhile, the hidden activation value $\{h_i^l | i \in [1, T], l \in [1, L]\}$ of every token i of T tokens and every layer l of L layers are collected.

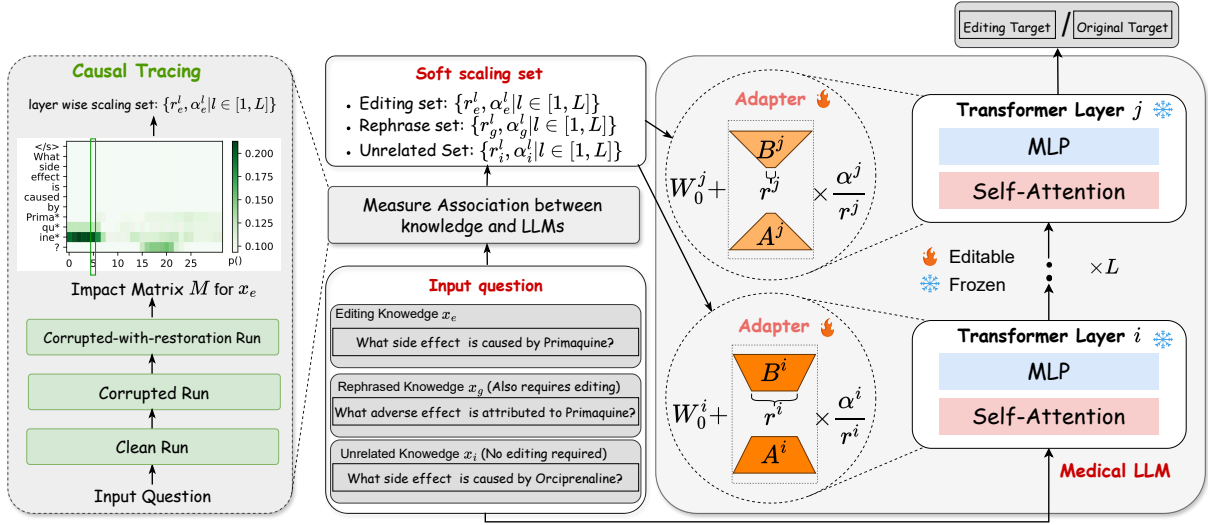


Figure 2: The overview of our proposed MedLaSA. We demonstrate the process of inputting editing, rephrased, and unrelated knowledge. The activation scale of adapters in different layers varies depending on the knowledge in the input question, ensuring that unrelated knowledge is not significantly impacted after the editing process.

(2) **Corrupted run.** The question x is obfuscated by introducing Gaussian noise $\epsilon \sim N(0; v)$ with zero mean and standard deviation of v to the subject embedding of x . Then, after going through the same forward propagation process as “clean run”, the output probability for “tonsillitis” decreases due to the noise. Also, we can get a set of corrupted hidden activation $\{h_{i*}^l | i \in [1, T], l \in [1, L]\}$.

(3) **Corrupted-with-restoration run.** Similar to the “corrupted run”, the same input and noise are used. For each token within every layer, we separately replace the hidden activation value h_{i*}^l with h_i^l in the clean run. This restoration operation produces a probability of restoring the correct output for each token within every layer. A higher probability of token i in layer l indicates a stronger causal association between question and hidden states h_i^l . The probabilities can form an impact matrix $M \in \mathbb{R}^{T \times L}$:

$$M_i^l = p(y|x, \epsilon, \theta_{h_i^l \leftarrow h_{i*}^l}). \quad (4)$$

The goal of causal tracing is to observe if the restoration of these hidden activations can recover the output probability of “tonsillitis” from the clear run. After iterating all the token-layer combinations, the token-layer combinations that successfully restore the output probability are considered highly relevant to the specific knowledge in the input “What diseases can amoxicillin treat?”.

3.3 MedLaSA

In this section, we introduce MedLaSA, a simple yet effective model editing strategy. MedLaSA is designed to modify each layer in a tailored manner by taking into account the associations between multiple layers and medical knowledge. We first apply causal tracing to medical subject tokens (as described in Section 3.2), which has been proven effective in identifying specific hidden states that are crucial when recalling a fact [21]. Unlike previous methods such as ROME [21], which directly modify the MLP weights of

corresponding layers, we argue that adding an adapter to dense weights is a more effective way to insert new knowledge while mostly preserving the original abilities of LLMs.

Our motivation lies in that different knowledge will have different scale sets. Similar contents typically share more consistent scales between them. As a result, it ensures accurate editing of identical knowledge while avoiding impact on unrelated knowledge. For instance, as illustrated in Figure 2, when data that needs editing is inputted, we increase its scale on the i -th layer and decrease its impact on the j -th layer, ensuring that knowledge updates occur on the i -th layer. Conversely, when unrelated data is input, the influence of the adapter on the j -th layer is activated and reduces the impact of the adapter on the i -th layer. Inspired by LoRA [11], we incorporate a parallel low-rank adapter into dense layers to enable parameter-efficient fine-tuning. Specifically, a pre-trained weight matrix $W_0 \in \mathbb{R}^{d \times k}$ from attention or MLP module is updated with two trainable matrices $B \in \mathbb{R}^{d \times r}$ and $A \in \mathbb{R}^{r \times k}$. For layer l , we have:

$$h^l = W_0^l x + \frac{\alpha^l}{r^l} B^l A^l x, \quad (5)$$

where, the rank $r^l \ll \min(d, k)$ and the α^l in our work are utilized to adjust the number and location of trainable parameters required for knowledge updating, respectively.

Scaling α . Parameter α is used to measure the weight of the adapter relative to the original network. Each individual knowledge has a specific α value and can generate an impact matrix M through causal tracing in Section 3.2. The impact I_α is calculated as follows:

$$I_\alpha = \text{norm} \left(\sum_{t \in \mathbb{E}_s} M_t \right), \quad (6)$$

where \mathbb{E}_s is defined as the set of the indexes of subject tokens, $\text{norm}(\cdot)$ denotes max-min normalization. The final scale of layer l

Medical Counter Fact Dataset
Original Triple: (Primaquine, side effect, Nausea)
Question: What side effect is caused by Primaquine?
Rephrase: What adverse effect is attributed to Primaquine?
Ground Truth: Nausea
Counterfactual Edit Target: Stinging
Efficacy QA Pair: (Question, Counterfactual Edit Target)
Generality QA Pair: (Rephrase, Counterfactual Edit Target)
Medical Fact Explanation Dataset
Fact: In obesity which of the following hormone levels is decreased? Adiponectin.
Rephrase: In cases of obesity, which hormone experiences a decrease in levels? Adiponectin.
Explanation / Edit Target: Adiponectin is an abundant adipose-derived protein and enhances insulin sensitivity and lipid oxidation. Its levels are reduced in obesity Obesity is associated with significant disturbances in endocrine function. Hyper insulinemia and insulin resistance are the best known changes in obesity. Thyroxine, GH, and adiponectin have lipolytic effects, hence their levels are reduced in obesity.
Efficacy QA Pair: (Fact, Explanation)
Generality QA Pair: (Rephrase, Explanation)

Table 1: The edit examples in MedCF and MedFE datasets.

can be computed by multiplying hyper-parameter α_o with I_α value in the i -th layer: $\alpha^l = \alpha_o \times I_\alpha^l$.

Scaling Rank r . The rank r is used to control the number of additional parameters required to update new knowledge, which is generalized for knowledge in whole dataset \mathbb{D} and is specific to each layer l :

$$I_r = \text{norm} \left(\sum_{M \in \mathbb{D}} \sum_{t \in \mathbb{E}_s} M_t \right). \quad (7)$$

The final rank of layer l can be computed by multiplying hyper-parameter r_o : $r^l = \lceil r_o \times I_r^l \rceil$.

By computing scale values α and r , we can create a set of layer-wise scaling factors $\{r^l, \alpha^l | l \in [1, L]\}$ for editing, rephrased, and unrelated knowledge, as shown in Figure 2. Besides, a Transformer block typically includes self-attention and MLP modules, whose effects can be separately analyzed with causal tracing. For example, to measure the impact matrix M_{attn} of the attention module, the MLP calculation is cut off and frozen in its corrupted run state, so that it is not affected by the insertion of a clean state. We conducted a thorough analysis to examine the influence of various weights and hyper-parameters on model editing, in Section 4.

3.4 Medical Model Editing Benchmarks

We aim to investigate the effectiveness of model editing techniques in the medical domain. However, a notable limitation is the lack of standardized benchmarks for editing medical knowledge. On one hand, there are potential concerns regarding specialized medical knowledge stored in medical LLMs (e.g., outdated information and

hallucination), which could result in errors in diagnosis or treatment recommendations [44]. On the other hand, real-world medical scenarios involve a high level of complex knowledge, which has led to an increased emphasis on the explanatory ability of LLMs, such as their ability to show a logical chain-of-thought during the decision-making process [14]. Therefore, we construct a Medical Counter Fact (MedCF) dataset for (1) editing factual medical knowledge and a Medical Fact Explanation (MedFE) dataset for (2) editing explanation ability of LLMs.

As mentioned in Section 3.1, model editing methods generally need to satisfy the following four properties: *Efficacy*, *Generality*, *Locality*, and *Fluency*. Among them, *Efficacy*, *Generality*, and *Locality* require the construction of extra data (i.e., QA pairs) while *Fluency* does not require it and only requires evaluating the fluency of the output text. We explain how to construct the data for each property as follows.

3.4.1 Efficacy and Generality Data Construction. The QA pair of *Efficacy* (x_e, y_e) is the piece of knowledge to be edited, and it is also used to measure the success rate of model editing. The QA pair of *Generality* (x_g, y_e) is used to measure the success rate of editing for different expressions of x_e . Below, we explain the construction methods for MedCF and MedFE, separately.

Medical Counter Fact Dataset. To build the MedCF dataset, we utilize a medical knowledge graph called DRKG [13]. For each triple (h, r, t) , we convert h and r into a question and t into an answer, thus creating a QA pair. To evaluate the ability to edit knowledge with unknown prediction results of LLMs, we introduce counterfactual data for model training following ROME [21]. We randomly sample a negative entity t_* from the knowledge graph and use it as a new answer, attempting to edit the original answer accordingly. For example in Table 1, the original triple “(Primaquine, side effect, Nausea)” is converted to the question: “What side effect is caused by Primaquine?” and the answer “Nausea”. But the editing target is indeed a counterfactual result “Stinging”.

In terms of the *Generality* data (‘Rephrase’ text in Table 1), we employ ChatGPT to rephrase the question. The design of the prompts can be found in Table 2. For the MedCF dataset, we generated a question template and a rephrased template for each relation and applied them to all the triples. For instance, the relation template (*head entity, side effect, tail entity*) is transformed to: “What side effect is caused by [head entity]?” This template-based QA generation can reduce the need for a large number of ChatGPT accesses and maintain the reliability of generated content quality.

Medical Fact Explanation Dataset. We build the MedFE dataset by utilizing MedMCQA [25], a dataset designed for answering medical entrance exam questions. To generate ‘Fact’ as shown in Table 1, we combined the question and correct choice in MedMCQA to form a factual statement, and we used the expert’s explanation in MedMCQA as a source for the ‘Explanation / Edit Target’.

The data of *Efficacy* for MedCF and *Generality* for both MedCF and MedFE are generated by querying ChatGPT. The template for querying is shown in Table 2. This prompt template ensures that the generated content adheres to medical terminology while preserving the original meaning of the question. Different from MedCF, all the facts require paraphrasing for the MedFE dataset. We have

 Templates for Querying LLMs

Efficacy: Given a triplet ($[h]$, $[r]$, $[t]$), please express this triplet in a question-answer form. The $[h]$ and $[r]$ form a question, and you need to ask what the corresponding answer $[t]$ is for this question.

Generality: Please rephrase the question using medical terminology, without changing the semantics: $[q]$

Table 2: Templates for querying ChatGPT to generate the Efficacy and Generality data. h , r , and t denote the head entity, relation, and tail entity, respectively.

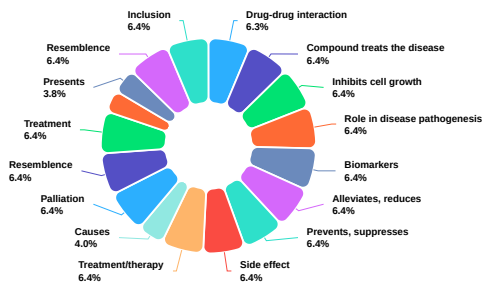


Figure 3: Knowledge type distribution of MedCF dataset.

examined all 17 types of relations and made efforts to ensure the rephrased sentences do not change from the original meaning.

3.4.2 Locality Data Construction. The QA pair of *Locality* (x_i, y_i) aims to assess the impact of model editing on unrelated knowledge. Previous benchmarks either employed out-of-distribution data (e.g., zsRE [23]) or solely relied on data with the same ground truth (e.g., CounterFact [21]). Nevertheless, we argue that a comprehensive evaluation of *Locality* is necessary to prevent the inadvertent modification of irrelevant knowledge and ensure high reliability of the medical domain. As we explained in Section 1, the post-edited model should be evaluated based on the following challenges: Target Distribution (TD), Entity Mapping (EM), Structural Similarity (SS), Textual Similarity (TS), and Consistent Topic (CT). To fulfill the requirements, we gathered relevant QA pairs for evaluation. The original triple of *Efficacy* QA pair is denoted as (h, r, t) . We employ the graph structure of KG for searching and building *Locality* sub-metrics. For *Locality*-TD, we sample new triples (h_{td}, r_{td}, t) by fixing t to investigate the shift of the ground-truth token. For *Locality*-EM, we sample new triples (h, r_e, t_{em}) by fixing h to create mappings between head and tail entities. For *Locality*-SS, we utilize the knowledge graph embedding method, RotatE [28], to learn the entity and relation embeddings from the graph structure. For *Locality*-TD, we use BioBERT [16] to convert (h, r, t) triples into text embeddings, and then obtain similar triples (h_s, r_s, t_s) based on Structural Similarity and Textual Similarity, respectively. For *Locality*-CT, we utilize the source data from MedMCQA, which includes topic tags for each question, annotated by experts. These new triples are also converted into QA pairs, which enable a thorough analysis of the impacts of model editing techniques on unrelated knowledge

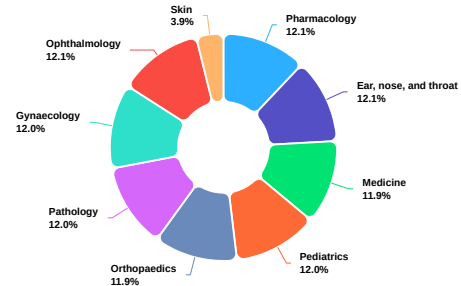


Figure 4: Knowledge type distribution of MedFE dataset.

in medical domain. It should be noted that the calculation for all sub-metrics of *Locality* is the same, as listed in Section 3.1.

We provide knowledge type distribution of MedCF and MedFE in Figure 3 and 4, respectively. The knowledge types in MedCF are categorized based on their relations, while the types in MedFE are categorized according to medical subjects. Data splits of MedCF and MedFE are shown in Table 3. We have attempted to ensure that different categories have similar proportions, but due to data limitations, some types have not been collected as extensively as others. More details about datasets can be found in our repository.

4 EXPERIMENTS

In this section, we present extensive experimental results to investigate the following research questions:

- **RQ1.** How does the proposed MedLaSA model perform compared to the state-of-the-art methods?
- **RQ2.** What impact do different layer-wise selection strategies have on performance?
- **RQ3.** How do the proposed modules improve the performance?
- **RQ4.** How do the settings of hyper-parameters affect the model editing performance?
- **RQ5.** What impact do different editable weights have on the model editing performance?
- **RQ6.** Does MedLaSA have the ability to learn the association between knowledge and parameters?

4.1 Experimental Setup

Metrics. we utilize the metrics constructed in Section 3.4 in our evaluation. The computation of other metrics follows EasyEdit [32], which are measured as average accuracy between the token matching of the predicted output and the expected output. For ease of presentation, we employ abbreviations to represent each metric: *Efficacy* (Eff.), *Generality* (Gen.), *Locality* (Loc.), and *Fluency* (Flu.). Due to limitations of original data, we measure TD, EM, SS, TS for MedCF and measure TS and CT for MedFE. To examine the trade-off between edit success and locality, we further report the weighted mean by:

$$Average = \left(\frac{Eff. + Gen.}{2} + \frac{\sum_{m \in Loc.} m}{|Loc.}| \right) / 2. \quad (8)$$

We use Average (Avg.) because the indicators of successful editing (*Efficacy*, *Generality*) and affecting unrelated knowledge (*Locality*) can sometimes conflict with each other. For instance, a model

Dataset	#Type	#Train	#Valid	#Test
MedCF	17	2,407	817	801
MedFE	9	2,533	851	841

Table 3: Statistics of MedCF and MedFE. The number of samples for different types is kept consistent, further details are provided in the Figure 3 and 4.

may achieve a high efficacy score by over-fitting the editing data, but this could result in a significant decrease in performance on unrelated knowledge. Therefore, we believe that a model editing method should keep the tread-off between successful editing and affecting unrelated knowledge.

Backbones and Baselines. As there is a lack of datasets for medical model editing, all our experiments are conducted on MedCF and MedFE datasets, using four NVIDIA V100 32G. In our experiments, we specifically address the single-edit problem, which has also been adopted in previous studies [3, 12, 21]. To tackle this problem, we utilize two medical LLMs, namely ChatDoctor-13B [39] and Meditron-7B [2], which serve as the to-be-edited models in our research. We compare various model editing methods, including FT (Fine-tuning on multiple layers), LoRA [11], ROME [21], MEND [23], and MEMIT [22]. All hyper-parameters of baselines are set according to optimal values in the validation set of corresponding works. During the hyper-parameters selection of MedLaSA, we search for r , α , and editable weights W . The search scope for r and α was limited to the values [2, 8, 24, 32, 64, 128]. The analysis of r and α can be seen in Figure 5. The weights that were editable in ChatDoctor and Meditron include Attn weights W_q, W_v, W_k, W_o , and MLP weights $W_{up}, W_{down}, W_{gate}$, which is analysed in Table 7. We selected parameter with the highest average value in the validation set. The hyper-parameters we use are as follows:

- ChatDoctor-13B on MedCF dataset: r : 24, α : 32, learning rate: 1e-05, the number of steps: 70, the maximum length: 40, the editable weights: $W_q, W_v, W_{up}, W_{down}$.
- Meditron-7B on MedCF dataset: r : 24, α : 32, learning rate: 1e-05, the number of steps: 70, the maximum length: 40, the editable weights: $W_q, W_v, W_k, W_o, W_{up}, W_{down}, W_{gate}$.
- ChatDoctor-13B on MedFE dataset: r : 24, α : 32, learning rate: 5e-05, the number of steps: 40, the maximum length: 200, the editable weights: W_{up}, W_{down} .
- Meditron-7B on MedFE dataset: r : 24, α : 24, learning rate: 5e-05, the number of steps: 40, the maximum length: 200, the editable weights: $W_q, W_v, W_k, W_o, W_{up}, W_{down}, W_{gate}$.

4.2 Main Results (RQ1)

We present the main results compared with baselines. As indicated in Table 4, MedLaSA demonstrates significant improvements over baselines across most metrics. For instance, MedLaSA exhibits superior performance of *Fluency* on both datasets and two LLM backbones, validating our method’s ability to maintain generation capability. The experimental results of FT indicate that excessive retraining of parameters could result in model collapse, causing the model to lose its original generating capability (i.e., much lower *Fluency*). LoRA introduces supplementary parameters but fails to

consider the impact on unrelated knowledge. It also overlooks the specific positioning of knowledge in LLMs and dependency of knowledge on different layers. As a result, when compared to MedLaSA, LoRA may have a similar level of editing success, but it performs poorly in terms of *Locality*. MEND has high requirements for initialization conditions, resulting in lower average performance on these medical datasets. ROME focuses solely on single-layer knowledge editing of LLMs, without taking into account the knowledge stored in multi-layers, thus the performance tends to deteriorate.

MEMIT performs well in terms of *Efficacy* and *Generality* on MedCF because it is specifically designed to handle counterfactual data based on triplets, similar to MedCF. It edits counterfactual data by locating the key through the subject in the prompt and optimizing the value to select the object. However, MEMIT falls short in terms of *Locality* when compared to MedLaSA, particularly in Entity Mapping (EM value decreased by 33.12% on ChatDoctor). This is because MEMIT only learns the mapping relationship between the head and tail entities, leading to consistent predictions when the subject in the locality prompt is the same as editing prompt. Furthermore, MEMIT’s performance on the MedFE dataset is inferior due to its inability to handle long text output and complex multiple knowledge. Due to its reliance on subject-to-object localization, MEMIT may not be suitable for scenarios that involve complex knowledge and longer text. In contrast, our proposed MedLaSA addresses this issue by dynamically adjusting the scale of additional parameters and ensuring the insertion of complex knowledge.

4.3 Strategies for Layer Selection (RQ2)

In this section, we evaluate different strategies for layer selection, including the Random and Fixed strategies, in comparison to our layer-wise scalable adapter strategy, as shown in Table 5. The Random strategy involves randomly selecting the scale values of rank r_o and alpha α_o of all layers, instead of using Causal tracing to determine knowledge location. The reported results were obtained through five random sampling experiments. The Fixed strategy maintains fixed scale values of rank r_o and alpha α_o to all data (factual knowledge), same with MedLaSA, across all layers. From Table 5, it is evident that our designed strategy outperforms both the Random and Fixed strategies across all metrics, which proves the effectiveness of MedLaSA. Moreover, Random strategy’s performance is hindered by the unpredictability of parameter selection. This randomness leads to lower *Efficacy* and lower *Generality* compared to Fixed strategy. Despite these shortcomings, the Random strategy’s varying scales for different knowledge and layers result in a lesser impact on irrelevant knowledge compared to the Fixed strategy, leading to higher scores in terms of *Locality* and *Fluency*.

4.4 Ablation Study (RQ3)

In this section, we analyze the effects on the performance of the model after removing Scaling α (SA) and Scaling Rank (SR) in the self-attention (Attn) and MLP layers, as shown in Table 6. We observe that removing SR leads to a decline in all metrics, with *Locality*-TS experiencing a decrease of approximately 5%. This suggests that SR plays a crucial role in maintaining the overall performance, especially on the *Locality* metrics. On the other hand, when SA

Models	MedFE						MedCF							
	Eff.	Gen.	Loc.		Flu.	Avg.	Eff.	Gen.	Loc.				Flu.	Avg.
			CT	TS					TD	EM	SS	TS		
ChatDoctor-13B														
FT	61.39	61.04	73.09	70.78	516.44	66.57	61.55	61.48	60.74	63.02	59.66	58.74	356.31	61.03
LoRA	94.45	88.56	83.24	79.75	570.12	86.50	72.01	71.90	93.52	91.88	91.76	92.72	575.71	82.21
MEND	40.66	40.51	50.43	44.52	385.75	44.03	24.72	24.71	75.29	75.17	74.85	75.24	449.94	49.92
ROME	84.01	69.37	92.88	81.98	572.82	82.06	72.73	72.51	92.27	61.20	89.41	86.51	556.11	77.48
MEMIT	84.59	70.23	95.80	82.46	566.95	83.27	82.20	82.03	94.61	62.12	92.09	91.01	563.31	83.54
MedLaSA	98.11	93.58	89.25	84.11	576.13	91.26	72.37	70.80	96.16	95.24	95.59	95.19	583.49	83.56
Meditron-7B														
FT	62.82	62.68	67.62	64.94	473.66	64.51	65.97	65.36	48.91	50.39	48.13	46.25	327.76	57.04
LoRA	94.01	89.29	83.75	79.13	571.42	86.55	72.19	71.80	92.29	91.11	91.36	92.42	572.33	81.90
MEND	34.21	31.34	30.03	34.23	404.19	32.46	22.87	22.93	71.16	71.21	71.03	72.29	428.38	47.16
ROME	84.59	69.22	95.78	86.44	564.75	84.01	72.69	72.91	92.79	61.80	90.06	86.93	559.82	77.84
MEMIT	84.91	70.80	95.40	82.02	566.95	83.28	83.10	83.23	95.01	62.62	92.99	90.50	563.31	84.22
MedLaSA	98.77	94.81	87.41	81.67	575.58	90.66	72.37	71.06	95.71	94.84	95.04	94.90	582.80	83.42

Table 4: Model editing results compared with other state-of-the-art methods on MedCF and MedFE benchmarks. The best results are highlighted in bold, and larger values for all metrics indicate better performance. It should be noted that Locality metrics TD, EM, and SS necessitate source data that is structured in a knowledge graph format, and thus, can only be utilized for MedCF. Metric CT requires a more specific topic for the question, making it applicable only to MedFE.

Strategy	Eff.	Gen.	Loc.		Flu.	Avg.
			CT	TS		
Random	92.15	86.98	85.62	80.11	572.76	86.22
Fixed	94.45	88.56	83.24	79.75	570.12	86.50
MedLaSA	98.77	94.81	87.41	81.67	575.58	90.66

Table 5: Comparison of different editing strategies on MedFE.

is removed, there is an improvement in the *Generality*. This improvement, however, comes at the cost of significant decreases in *Locality-CT* (from 89.25% to 82.16%) and *Locality-TS* (from 84.11% to 75.84%), indicating that while SA helps in minimizing the model’s modification of irrelevant knowledge, it concurrently compromises the model’s generalization to rephrase. When both SA and SR are removed, the overall performance declines the most. It is worth noting that there are significant decreases in the *Efficacy* and *Generality* metrics, showing a decline in the success rate of medical model editing. Similar results can also be observed when our proposed method is applied exclusively to Attn weights or MLP weights, which further demonstrates the effectiveness of the proposed parameters SA and SR in medical model editing.

4.5 Hyper-parameters Analysis (RQ4)

In this section, we analyze the impact of different values of alpha α_o and rank r_o in MedLaSA. The results of *Locality* are derived by averaging all its sub-metrics. As shown in Figure 5, we observe that as α_o increases, both *Efficacy* and *Generality* also increase. However, *Locality* decreases concurrently. This suggests that the size of α_o significantly influences the model’s ability to incorporate new knowledge and its impact on irrelevant knowledge. When selecting α_o , the trade-off between the factors must be considered,

Variant	Eff.	Gen.	Loc.		Flu.	Avg.
			CT	TS		
ALL	98.11	93.58	89.25	84.11	576.13	91.26
w/o SR	96.85	93.24	84.88	79.02	573.56	88.50
w/o SA	96.90	94.44	82.16	75.84	571.36	87.34
w/o SA&SR	94.45	88.56	83.24	79.75	570.12	86.50
w/o Attn	97.41	93.04	88.47	83.82	573.34	90.68
w/o Attn&SR	96.11	91.57	87.19	82.10	574.85	89.24
w/o Attn&SA	96.86	94.12	87.51	80.19	575.47	89.67
w/o MLP	92.94	85.11	88.18	84.17	578.41	87.60
w/o MLP&SR	90.96	84.13	86.19	82.20	577.30	85.87
w/o MLP&SA	96.05	91.07	84.57	79.27	576.13	87.74

Table 6: Ablation study on MedFE. The abbreviation ‘w/o’ indicates that the following module is removed, and the term ‘ALL’ indicates that both scaling strategies are employed in both Attn and MLP layers.

and the best average result is achieved when α_o equals 24. On the other hand, as the value of r_o increases, there is no significant change in all metrics. Only when r_o is too small (e.g., equals to 2), does the model’s editing *Locality* suffer certain negative effects, which indicates that for single-edit problems, the size of the rank is not a major determinant of the model’s performance.

4.6 Comparison of Editable Weights (RQ5)

To qualitatively measure the significance of different editable weights and analyze the specific combination of weights that are more suitable for editing in MedLaSA, we conduct a comparison of editing weights in ChatDoctor on the MedFE dataset, as shown in Table 7. It can be seen that editing Attn weights W_q and W_v demonstrate

Weight Type	Editable Weight	Eff.	Gen.	Loc.		Flu.	Avg.
				CT	TS		
Attn Weights	W_q	61.16	58.24	98.48	97.82	580.67	78.93
	W_o	77.11	70.76	92.50	89.84	579.75	82.55
	W_k	59.89	57.27	98.72	98.25	581.17	78.53
	W_v	75.81	69.55	95.02	92.16	580.62	83.13
	W_q, W_o	80.63	73.49	92.33	89.58	579.29	84.01
	W_k, W_o	78.65	71.76	94.71	91.88	582.62	84.25
	W_q, W_v, W_k, W_o	92.07	84.16	90.23	86.21	577.86	88.17
MLP Weights	W_{up}	82.62	76.30	96.47	93.40	580.81	87.20
	W_{down}	80.73	74.88	94.09	91.03	578.29	85.18
	W_{gate}	80.78	74.73	97.38	94.57	580.69	86.86
	W_{up}, W_{down}	92.37	86.08	92.63	88.45	575.99	89.88
	$W_{up}, W_{down}, W_{gate}$	96.47	90.93	91.89	87.31	576.53	91.65
Attn + MLP Weights	$W_q, W_v, W_{up}, W_{down}$	96.99	91.43	88.93	84.22	577.0	90.39
	$W_q, W_v, W_{up}, W_{down}, W_{gate}$	98.27	93.70	88.73	83.58	576.13	91.07
	$W_q, W_v, W_k, W_o, W_{up}, W_{down}, W_{gate}$	98.70	94.63	87.66	82.10	574.19	90.77

Table 7: Comparison of the impact of different editable weights in ChatDoctor, which is based on Llama [30] and includes Attn weights (W_q, W_o, W_k, W_v) and MLP weights ($W_{up}, W_{down}, W_{gate}$).

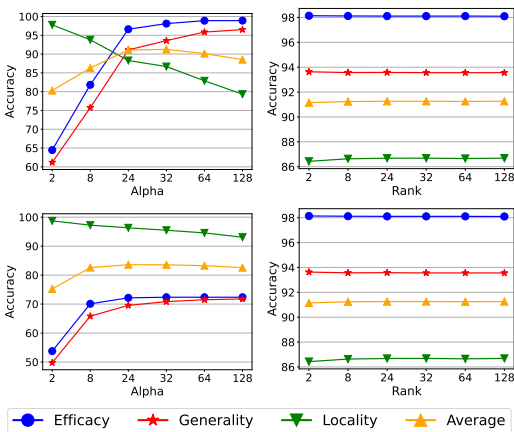


Figure 5: Analysis of hyper-parameters r_o and α_o . The top two figures depict the results on MedFE, while the bottom two figures display the results on MedCF.

a higher editing success rate compared to Attn weights W_k and W_o , and it exhibits better generalization ability for rephrasing text. However, editing W_q and W_o shows a poorer performance in terms of the *Locality* metrics. When all four weights are edited together, the learning of editing text is improved, but this improvement is accompanied by a decrease in the *Locality* metrics (e.g., from 98.48% to 90.23% on CT and from 97.82% to 86.21% on TS).

When comparing weights of MLP, W_{up} consistently outperforms W_{down} in all metrics. This suggests that W_{up} may have ability to retain more knowledge and is more suitable for editing medical models. Furthermore, when $W_{up}, W_{down},$ and W_{gate} are used together, there is a notable enhancement in both *Efficacy* and *Average* performance. Moreover, editing MLP weights ($W_{up}, W_{down}, W_{gate}$) typically leads to significantly higher editing success rate (*Efficacy*

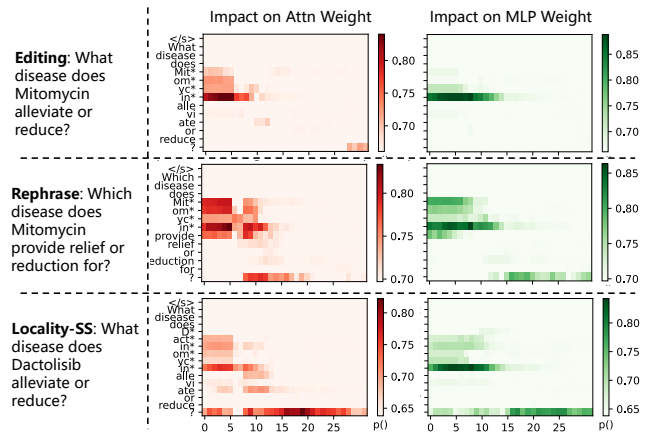


Figure 6: Case of causal tracing on MedCF dataset. The presented red/green heatmaps illustrate the impact of Attn/MLP weight restoration after corrupted input.

> 80%). This aligns with the viewpoint expressed in previous papers that MLP is the primary storage for modeling world knowledge, and editing MLP layer yields better results compared to the attention layer [21]. It is worth noting that when both Attn and MLP weights are simultaneously made trainable for editing, there are additional enhancements in *Efficacy* and *Generality*. However, this comes with significant decreases in *Locality* and *Fluency*. This suggests that incorporating more trainable adapter parameters increases the success rate of medical model editing. Consequently, it leads to a stronger impact on the prediction of irrelevant information.

4.7 Case Study (RQ6)

We present a case study of causal tracing on ChatDoctor network parameters (including Attn and MLP weights) in Figure 6. These

heatmaps provide a visual representation of the association of knowledge with layers and tokens. We can observe that editing input and rephrase input (which have the same knowledge but different textual expressions) are strongly associated with layers 5-10. However, unrelated knowledge (*Locality*-SS) focuses on parameters in layers 15-20. This indicates that our MedLaSA is able to achieve a consistent scale set for the same knowledge and a differentiated scale set for unrelated knowledge, ensuring accurate editing of the same knowledge while avoiding impact on unrelated knowledge.

5 CONCLUSION

In this paper, we focused on the editing of medical knowledge in LLMs and proposed two preliminary studies: editing factual medical knowledge and editing the explanations of LLMs. Two corresponding benchmarks were constructed to evaluate model editing methods, and more comprehensive and challenging metrics were proposed for *Locality* evaluation. What is more, we proposed MedLaSA to address the challenges faced in medical model editing due to the specialization and complexity of medical language. Extensive experiments conducted on MedCF and MedFE demonstrated the drawbacks of the existing methods and the outperformance of MedLaSA over them.

REFERENCES

- [1] Yupeng Chang, Xu Wang, Jindong Wang, Yuan Wu, Linyi Yang, Kaijie Zhu, Hao Chen, Xiaoyuan Yi, Cunxiang Wang, Yidong Wang, et al. 2024. A survey on evaluation of large language models. *ACM Transactions on Intelligent Systems and Technology* 15, 3 (2024), 1–45.
- [2] Zeming Chen, Alejandro Hernández-Cano, Angelika Romanou, Antoine Bonnet, Kyle Matoba, Francesco Salvi, Matteo Pagliardini, Simin Fan, Andreas Köpf, Amirkeivan Mohtashami, Alexandre Sallinen, Alireza Sakhaei-rad, Vinitra Swamy, Igor Krawczuk, Deniz Bayazit, Axel Marmet, Syrielle Montariol, Mary-Anne Hartley, Martin Jaggi, and Antoine Bosselut. 2023. MEDITRON-70B: Scaling Medical Pretraining for Large Language Models. *arXiv:2311.16079* [cs.CL]
- [3] Damai Dai, Li Dong, Yaru Hao, Zhifang Sui, Baobao Chang, and Furu Wei. 2022. Knowledge Neurons in Pretrained Transformers. In *Proceedings of the 60th Annual Meeting of the Association for Computational Linguistics (Volume 1: Long Papers)*, Smaranda Muresan, Preslav Nakov, and Aline Villavicencio (Eds.). Association for Computational Linguistics, Dublin, Ireland, 8493–8502. <https://doi.org/10.18653/v1/2022.acl-long.581>
- [4] Nicola De Cao, Wilker Aziz, and Ivan Titov. 2021. Editing Factual Knowledge in Language Models. In *Proceedings of the 2021 Conference on Empirical Methods in Natural Language Processing*. 6491–6506.
- [5] Qingxiu Dong, Damai Dai, Yifan Song, Jingjing Xu, Zhifang Sui, and Lei Li. 2022. Calibrating Factual Knowledge in Pretrained Language Models. *arXiv preprint arXiv:2210.03329* (2022).
- [6] Zhangyin Feng, Weitao Ma, Weijiang Yu, Lei Huang, Haotian Wang, Qianglong Chen, Weihua Peng, Xiaocheng Feng, Bing Qin, et al. 2023. Trends in Integration of Knowledge and Large Language Models: A Survey and Taxonomy of Methods, Benchmarks, and Applications. *arXiv preprint arXiv:2311.05876* (2023).
- [7] Mor Geva, Avi Caciularu, Kevin Wang, and Yoav Goldberg. 2022. Transformer Feed-Forward Layers Build Predictions by Promoting Concepts in the Vocabulary Space. In *Proceedings of the 2022 Conference on Empirical Methods in Natural Language Processing*. 30–45.
- [8] Mor Geva, Roei Schuster, Jonathan Berant, and Omer Levy. 2021. Transformer Feed-Forward Layers Are Key-Value Memories. In *Proceedings of the 2021 Conference on Empirical Methods in Natural Language Processing*. 5484–5495.
- [9] Thomas Hartvigsen, Swami Sankaranarayanan, Hamid Palangi, Yoon Kim, and Marzyeh Ghassemi. 2022. Aging with GRACE: Lifelong Model Editing with Discrete Key-Value Adaptors. In *NeurIPS 2022 Workshop on Robustness in Sequence Modeling*.
- [10] Kai He, Rui Mao, Qika Lin, Yucheng Ruan, Xiang Lan, Mengling Feng, and Erik Cambria. 2023. A survey of large language models for healthcare: from data, technology, and applications to accountability and ethics. *arXiv preprint arXiv:2310.05694* (2023).
- [11] Edward J Hu, Yelong Shen, Phillip Wallis, Zeyuan Allen-Zhu, Yuanzhi Li, Shean Wang, Lu Wang, and Weizhu Chen. 2021. LoRA: Low-Rank Adaptation of Large Language Models. *arXiv preprint arXiv:2106.09685* (2021).
- [12] Zeyu Huang, Yikang Shen, Xiaofeng Zhang, Jie Zhou, Wenge Rong, and Zhang Xiong. 2023. Transformer-Patcher: One Mistake Worth One Neuron. In *The Eleventh International Conference on Learning Representations*. <https://openreview.net/forum?id=4oYUGeGBPm>
- [13] Vassilis N. Ioannidis, Xiang Song, Saurav Manchanda, Mufei Li, Xiaoqin Pan, Da Zheng, Xia Ning, Xiangxiang Zeng, and George Karypis. 2020. DRKG - Drug Repurposing Knowledge Graph for Covid-19. <https://github.com/gnn4dr/DRKG/>.
- [14] Mert Karabacak and Konstantinos Margetis. 2023. Embracing Large Language Models for Medical Applications: Opportunities and Challenges. *Cureus* 15, 5 (2023).
- [15] Tiffany H Kung, Morgan Cheatham, Arielle Medenilla, Czarina Sillos, Lorie De Leon, Camille Elepaño, Maria Madriaga, Rimel Aggabao, Giezel Diaz-Candido, James Maningo, et al. 2023. Performance of ChatGPT on USMLE: potential for AI-assisted medical education using large language models. *PLoS digital health* 2, 2 (2023), e0000198.
- [16] Jinhyuk Lee, Wonjin Yoon, Sungdong Kim, Donghyeon Kim, Sunkyu Kim, Chan Ho So, and Jaewoo Kang. 2020. BioBERT: a pre-trained biomedical language representation model for biomedical text mining. *Bioinformatics* 36, 4 (2020), 1234–1240.
- [17] Junyi Li, Xiaoxue Cheng, Wayne Xin Zhao, Jian-Yun Nie, and Ji-Rong Wen. 2023. Halueval: A large-scale hallucination evaluation benchmark for large language models. In *Proceedings of the 2023 Conference on Empirical Methods in Natural Language Processing*. 6449–6464.
- [18] Xiaopeng Li, Shasha Li, Shezheng Song, Jing Yang, Jun Ma, and Jie Yu. 2023. PMET: Precise Model Editing in a Transformer. *arXiv preprint arXiv:2308.08742* (2023).
- [19] Ang Lv, Kaiyi Zhang, Yuhan Chen, Yulong Wang, Lifeng Liu, Ji-Rong Wen, Jian Xie, and Rui Yan. 2024. Interpreting Key Mechanisms of Factual Recall in Transformer-Based Language Models. *arXiv preprint arXiv:2403.19521* (2024).
- [20] Qing Lyu, Shreya Havaldar, Adam Stein, Li Zhang, Delip Rao, Eric Wong, Marianna Apidianaki, and Chris Callison-Burch. 2023. Faithful chain-of-thought reasoning. *arXiv preprint arXiv:2301.13379* (2023).
- [21] Kevin Meng, David Bau, Alex Andonian, and Yonatan Belinkov. 2022. Locating and Editing Factual Associations in GPT. *Advances in Neural Information Processing Systems* 35 (2022), 17359–17372.
- [22] Kevin Meng, Arnab Sen Sharma, Alex Andonian, Yonatan Belinkov, and David Bau. 2022. Mass-Editing Memory in a Transformer. *arXiv preprint arXiv:2210.07229* (2022).
- [23] Eric Mitchell, Charles Lin, Antoine Bosselut, Chelsea Finn, and Christopher D Manning. 2022. Fast Model Editing at Scale. In *International Conference on Learning Representations*. <https://openreview.net/forum?id=0DcZxeWFOp>
- [24] Eric Mitchell, Charles Lin, Antoine Bosselut, Christopher D Manning, and Chelsea Finn. 2022. Memory-based model editing at scale. In *International Conference on Machine Learning*. PMLR, 15817–15831.
- [25] Ankit Pal, Logesh Kumar Umaphathi, and Malaikannan Sankarasubbu. 2022. MedMCQA: A Large-scale Multi-Subject Multi-Choice Dataset for Medical domain Question Answering. In *Proceedings of the Conference on Health, Inference, and Learning (Proceedings of Machine Learning Research, Vol. 174)*, Gerardo Flores, George H Chen, Tom Pollard, Joyce C Ho, and Tristan Naumann (Eds.). PMLR, 248–260. <https://proceedings.mlr.press/v174/pal22a.html>
- [26] Judea Pearl. 2022. Direct and indirect effects. In *Probabilistic and causal inference: the works of Judea Pearl*. 373–392.
- [27] Fabio Petroni, Tim Rocktäschel, Sebastian Riedel, Patrick Lewis, Anton Bakhtin, Yuxiang Wu, and Alexander Miller. 2019. Language Models as Knowledge Bases?. In *Proceedings of the 2019 Conference on Empirical Methods in Natural Language Processing and the 9th International Joint Conference on Natural Language Processing (EMNLP-IJCNLP)*. 2463–2473.
- [28] Zhiqing Sun, Zhi-Hong Deng, Jian-Yun Nie, and Jian Tang. 2018. RotatE: Knowledge Graph Embedding by Relational Rotation in Complex Space. In *International Conference on Learning Representations*.
- [29] Arun James Thirunavukarasu, Darren Shu Jeng Ting, Kabilan Elangovan, Laura Gutierrez, Ting Fang Tan, and Daniel Shu Wei Ting. 2023. Large language models in medicine. *Nature medicine* 29, 8 (2023), 1930–1940.
- [30] Hugo Touvron, Louis Martin, Kevin Stone, Peter Albert, Amjad Almahairi, Yasmine Babaei, Nikolay Bashlykov, Soumya Batra, Prajwal Bhargava, Shrutit Bhoale, et al. 2023. Llama 2: Open Foundation and Fine-Tuned Chat Models. *arXiv preprint arXiv:2307.09288* (2023).
- [31] Jesse Vig, Sebastian Gehrmann, Yonatan Belinkov, Sharon Qian, Daniel Nevo, Yaron Singer, and Stuart Shieber. 2020. Investigating Gender Bias in Language Models Using Causal Mediation Analysis. In *Advances in Neural Information Processing Systems*, H. Larochelle, M. Ranzato, R. Hadsell, M.F. Balcan, and H. Lin (Eds.), Vol. 33. Curran Associates, Inc., 12388–12401. https://proceedings.neurips.cc/paper_files/paper/2020/file/92650b2e92217715fe312e6fa7b90d82-Paper.pdf
- [32] Peng Wang, Ningyu Zhang, Xin Xie, Yunzhi Yao, Bozhong Tian, Mengru Wang, Zekun Xi, Siyuan Cheng, Kangwei Liu, Guozhou Zheng, et al. 2023. EasyEdit: An Easy-to-use Knowledge Editing Framework for Large Language Models. *arXiv preprint arXiv:2308.07269* (2023).

- [33] Song Wang, Yaochen Zhu, Haochen Liu, Zaiyi Zheng, Chen Chen, and Jundong Li. 2023. Knowledge Editing for Large Language Models: A Survey. (2023). arXiv:2310.16218 [cs.CL]
- [34] Xinwei Wu, Junzhuo Li, Minghui Xu, Weilong Dong, Shuangzhi Wu, Chao Bian, and Deyi Xiong. 2023. DEPN: Detecting and Editing Privacy Neurons in Pre-trained Language Models. In *Proceedings of the 2023 Conference on Empirical Methods in Natural Language Processing*. 2875–2886.
- [35] Derong Xu, Wei Chen, Wenjun Peng, Chao Zhang, Tong Xu, Xiangyu Zhao, Xian Wu, Yefeng Zheng, and Enhong Chen. 2023. Large language models for generative information extraction: A survey. *arXiv preprint arXiv:2312.17617* (2023).
- [36] Yunzhi Yao, Peng Wang, Bozhong Tian, Siyuan Cheng, Zhoubo Li, Shumin Deng, Huajun Chen, and Ningyu Zhang. 2023. Editing Large Language Models: Problems, Methods, and Opportunities. *arXiv preprint arXiv:2305.13172* (2023).
- [37] Hongbin Ye, Tong Liu, Aijia Zhang, Wei Hua, and Weiqiang Jia. 2023. Cognitive mirage: A review of hallucinations in large language models. *arXiv preprint arXiv:2309.06794* (2023).
- [38] Lang Yu, Qin Chen, Jie Zhou, and Liang He. 2023. MELO: Enhancing Model Editing with Neuron-Indexed Dynamic LoRA. *arXiv preprint arXiv:2312.11795* (2023).
- [39] Li Yunxiang, Li Zihan, Zhang Kai, Dan Ruilong, and Zhang You. 2023. ChatDoctor: A Medical Chat Model Fine-Tuned on a Large Language Model Meta-AI (LLaMA) Using Medical Domain Knowledge. *arXiv preprint arXiv:2303.14070* (2023).
- [40] Ningyu Zhang, Yunzhi Yao, Bozhong Tian, Peng Wang, Shumin Deng, Mengru Wang, Zekun Xi, Shengyu Mao, Jintian Zhang, Yuansheng Ni, et al. 2024. A Comprehensive Study of Knowledge Editing for Large Language Models. *arXiv preprint arXiv:2401.01286* (2024).
- [41] Yue Zhang, Yafu Li, Leyang Cui, Deng Cai, Lema Liu, Tingchen Fu, Xinting Huang, Enbo Zhao, Yu Zhang, Yulong Chen, et al. 2023. Siren’s song in the AI ocean: a survey on hallucination in large language models. *arXiv preprint arXiv:2309.01219* (2023).
- [42] Wayne Xin Zhao, Kun Zhou, Junyi Li, Tianyi Tang, Xiaolei Wang, Yupeng Hou, Yingqian Min, Beichen Zhang, Junjie Zhang, Zican Dong, et al. 2023. A survey of large language models. *arXiv preprint arXiv:2303.18223* (2023).
- [43] Ce Zheng, Lei Li, Qingxiu Dong, Yuxuan Fan, Zhiyong Wu, Jingjing Xu, and Baobao Chang. 2023. Can We Edit Factual Knowledge by In-Context Learning?. In *Proceedings of the 2023 Conference on Empirical Methods in Natural Language Processing*, Houda Bouamor, Juan Pino, and Kalika Bali (Eds.). Association for Computational Linguistics, Singapore, 4862–4876. <https://doi.org/10.18653/v1/2023.emnlp-main.296>
- [44] Hongjian Zhou, Boyang Gu, Xinyu Zou, Yiru Li, Sam S Chen, Peilin Zhou, Junling Liu, Yining Hua, Chengfeng Mao, Xian Wu, et al. 2023. A survey of large language models in medicine: Progress, application, and challenge. *arXiv preprint arXiv:2311.05112* (2023).

Received 20 February 2007; revised 12 March 2009; accepted 5 June 2009