

PERFORMANCE MODELING OF PUBLIC PERMISSIONLESS BLOCKCHAINS: A SURVEY

MOLUD ESMAILI, University of South Florida, USA

KEN CHRISTENSEN, University of South Florida, USA

Public permissionless blockchains facilitate peer-to-peer digital transactions, yet face performance challenges specifically minimizing transaction confirmation time to decrease energy and time consumption per transaction. Performance evaluation and prediction are crucial in achieving this objective, with performance modeling as a key solution despite the complexities involved in assessing these blockchains. This survey examines prior research concerning the performance modeling blockchain systems, specifically focusing on public permissionless blockchains. Initially, it provides foundational knowledge about these blockchains and the crucial performance parameters for their assessment. Additionally, the study delves into research on the performance modeling of public permissionless blockchains, predominantly considering these systems as bulk service queues. It also examines prior studies on workload and traffic modeling, characterization, and analysis within these blockchain networks. By analyzing existing research, our survey aims to provide insights and recommendations for researchers keen on enhancing the performance of public permissionless blockchains or devising novel mechanisms in this domain.

CCS Concepts: • **Networks** → **Network performance modeling** .

Additional Key Words and Phrases: Public permissionless blockchain, Performance evaluation, Performance modeling, Queueing theory, Blockchain consensus.

ACM Reference Format:

Molud Esmaili and Ken Christensen. 2024. PERFORMANCE MODELING OF PUBLIC PERMISSIONLESS BLOCKCHAINS: A SURVEY. 1, 1 (February 2024), 28 pages. <https://doi.org/XXXXXXXX.XXXXXX>

1 INTRODUCTION

A distributed ledger known as blockchain is formed by linking a sequence of blocks within a peer-to-peer network [166]. The foundational concept of blockchain was initially introduced by Harber et al. in 1991 [69]. Their paper outlines the idea of a distributed ledger, where each timestamp contains a hash of the previous timestamp. In 2008, Nakamoto presented a paper on Bitcoin [126], which served as the pioneering implementation of blockchain as a peer-to-peer electronic cash system. Reaching an agreement within a blockchain network is a critical undertaking. In this regard, numerous consensus mechanisms have been designed and developed to maintain validity in a trustless and unreliable network, and the variety of these mechanisms continues to grow. The most renowned consensus approach is Proof of Work (PoW) [126], initially introduced by Nakamoto and employed in Bitcoin. However, due to concerns regarding throughput, energy efficiency, and mining equipment cost limitations associated with PoW, alternative consensus mechanisms like Proof of Stake (PoS) have been proposed. PoS relies on the concept of selecting the next block creator through a combination of random selection, the stake amount owned by a validator, and stake's age or the duration it has been held by the validator, enhancing scalability. This idea was first introduced in 2012 with the Peercoin cryptocurrency [96] and later utilized in other projects such as Nxt [30] and Blackcoin [159]. An improvement to PoS is Delegated Proof of Stake (DPoS), introduced by Larimer in 2014 [100], wherein nodes choose representatives through voting to

Authors' addresses: Molud Esmaili, University of South Florida, USA; Ken Christensen, University of South Florida, USA.

2024. Manuscript submitted to ACM

Manuscript submitted to ACM

validate blocks. Another consensus mechanism that can be employed in blockchain networks is Practical Byzantine Fault Tolerance (PBFT), which was introduced by Castro in 1999 [28] to address the Byzantine generals' problem [98]. Over time, several other variants of these mechanisms have been proposed to enhance the consensus process in blockchain networks. Examples of such variants include Proof of Elapsed Time [97], Delegated Byzantine Fault Tolerance [127], Proof of Activity [15], and Proof of Burn [84]. Blockchain extends beyond cryptocurrency and finds applications in different industries like healthcare [109], supply chain management [167], digital marketplaces [5], streaming platforms [46] and more [124].

Blockchain systems can be broadly categorized as either permissioned or permissionless. Regarding a permissioned blockchain, only authorized users are permitted to serve as consensus nodes and access the blockchain's data. Conversely, in a permissionless blockchain, any user has the freedom to join or exit the network [155]. The other categorization for blockchain systems is as public and private blockchains. Public blockchains are openly accessible, permitting anyone to view the blockchain's data. In contrast, private ledgers restrict access solely to those who were approved beforehand [49]. It's worth noting that existing public permissionless blockchain systems, primarily based on variants of PoW and PoS, experience performance issues such as limited throughput, high communication overhead, and transaction confirmation latency [134].

Cryptocurrencies, specifically Bitcoin, have much slower transaction rates compared to VISA's network which handles thousands per second [26]. Addressing this latency is crucial for widespread cryptocurrency adoption. To address the performance-related issues of blockchain systems, numerous researchers have focused on the performance evaluation of private and public blockchain systems. Furthermore, extensive research has been conducted on scalability challenges and potential solutions in public blockchains. Table 1 provides a classification of survey papers that reviewed research on evaluating and improving performance and scalability in blockchain systems.

The pioneering studies addressing the bulk service queuing problem, namely [10, 29, 40, 78, 79, 128] drew inspiration from Kendall's fundamental research in 1953 [91]. Simulations and analytical modeling are now commonly used approaches for understanding the features of blockchain systems [117]. Furthermore, analytical modeling can be applied when a mathematical model offers a closed-form solution, providing a simplified representation of system operation through a set of equations [150]. Consequently, analytical modeling approaches are highly attractive for blockchain analysis and evaluation, leading to numerous researchers reviewing models to analyze blockchain systems [24, 73, 82, 140]. The various approaches employed to evaluate the performance of blockchain systems are depicted in Fig 1.

1.1 Motivation

"Performance modeling" involves developing abstract representations or mathematical constructs that mimic how a system, application, or process behaves in terms of performance parameters. These models help predict and evaluate how well the systems will perform under various workloads [118]. When it comes to blockchain systems, performance modeling approaches allow for the assessment and analysis of critical performance metrics such as throughput and latency. Additionally, given the substantial network traffic and decentralization in public permissionless blockchains, the evaluation and enhancement of performance metrics assume heightened significance. In addition, several new and unreviewed blockchain performance models have been conducted in recent years [51, 58, 85, 108, 110, 133, 138, 160].

Upon conducting an overview, as presented in Tables 1, it becomes evident that a comprehensive survey of performance models of public permissionless blockchain systems is still missing. Such a survey would serve a dual purpose: (i) aiding researchers in selecting the most suitable performance modeling approach to evaluate public permissionless

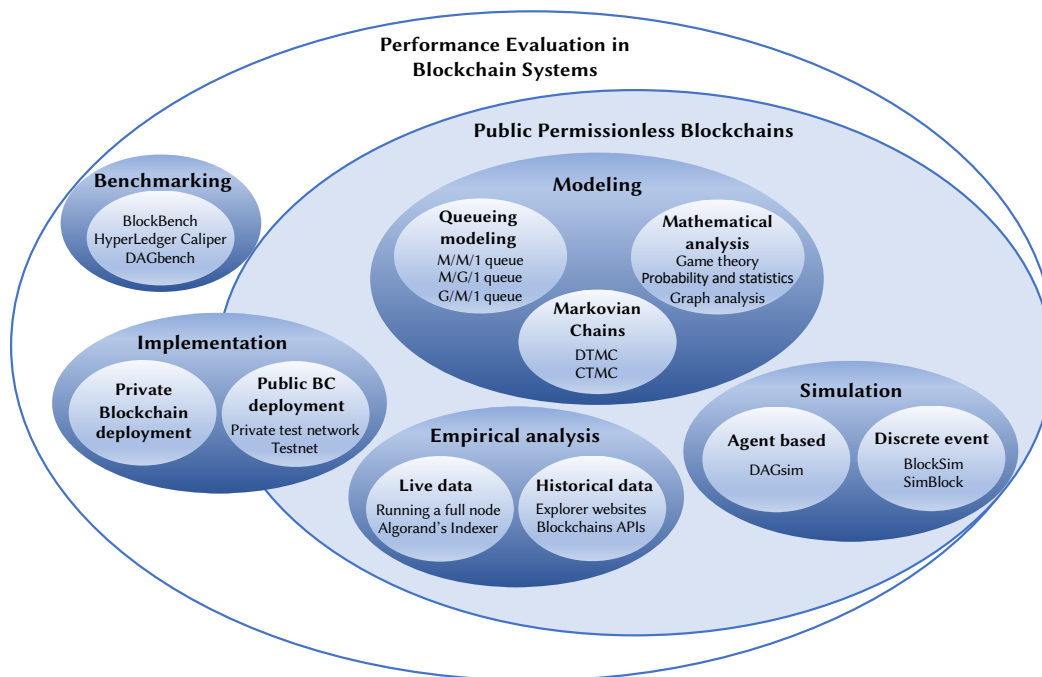


Fig. 1. Taxonomy of performance evaluation methods in blockchain systems

blockchains, and (ii) assisting researchers in characterizing and analyzing the workload and traffic of public permissionless blockchains for a more precise performance evaluation. This motivation has prompted us to compile this survey, offering a recent review of this increasingly important field. The related survey papers to our survey are summarized in Table 1.

1.2 Our Contribution

- Our review encompasses an introduction to an exploration of selected public permissionless consensus algorithms and an examination of performance evaluation methods and criteria in blockchain systems.
- We review and compare existing studies that employ modeling approaches to investigate public permissionless blockchains' performance. We analyze their advantages and limitations to offer guidance for future researchers.
- Ultimately, we extensively explored research focused on proposing models for blockchain network topologies, examining traffic and workload characteristics, and initiating the development of benchmarking workloads.

1.3 Organization

This survey is structured as follows: In Section 2, we provide an introduction to the fundamentals of selected public permissionless blockchains, the performance evaluation of blockchains, and the criteria for evaluating the performance of blockchains. Section 3 involves a review of research focusing on the modeling of public permissionless blockchain systems' performance. Moving to Section 4, we delve into the examination of the studies conducted on workload modeling for public permissionless blockchains. Section 5 outlines several challenges and suggests potential future research directions, and lastly, Section 6 serves as the conclusion of this article.

Table 1. The related survey papers

What is surveyed	Ref	Year	Main contributions
Consensus algorithms from a performance perspective	[121]	2017	Performance analysis of consensus mechanisms
	[37]	2018	Distributed ledgers, cryptography, consensus protocols, and smart contracts
	[129]	2019	Proof-of-Stake-based mechanisms
	[176]	2019	Performance and security concerns of distributed ledgers, cryptographies, consensus mechanisms
	[164]	2020	Performance comparison of consensus mechanisms
	[162]	2020	Performance and scalability comparative analysis
	[103]	2020	Performance analysis of PoW, PoS, Pure PoS
	[55]	2021	Performance and security analysis
	[87]	2021	Performance analysis of PoW, PoS, DPoS, and PoA
	[131]	2021	Performance analysis of recently proposed mechanisms
	[61]	2022	Proof of Stake-based consensus algorithms
[166]	2023	Review and performance analysis of consensus mechanisms	
Blockchain systems' performance and scalability approaches and solutions	[163]	2019	Blockchain benchmarking tools and optimization methods
	[32]	2020	Empirical performance evaluations of permissioned blockchains
	[150]	2020	Performance evaluation approaches in blockchain
	[11]	2020	Consensus mechanisms performance evaluation criteria
	[49]	2020	Performance evaluation approaches for blockchain systems
	[94]	2018	Scalability solutions in blockchains
	[165]	2019	Scalability solutions in blockchains
	[168]	2020	Scalability solutions in blockchains
	[177]	2020	Scalability solutions in blockchains
	[70]	2020	Scalability solutions in blockchains
	[92]	2021	Scalability solutions in blockchains
[142]	2021	Scalability and performance issues and solutions in blockchains	
Models of blockchains' features and phases	[82]	2020	Stochastic modeling approaches to analyze blockchain systems
	[73]	2021	Modeling, theories, and tools to analyze blockchain systems
	[140]	2023	Models used for characterization of blockchain systems' features
	[24]	2023	Stochastic process, game theory, and ML methods used to analyze blockchains

2 BACKGROUND

2.1 Public permissionless blockchains

As previously noted, existing public permissionless blockchains utilizing PoW and PoS encounter scalability and performance challenges. We have selected three well-known public permissionless blockchains, Bitcoin [126] as a PoW-based blockchain, Ethereum 2.0 [2] based on PoS, and Algorand [66] as a combination of PoS and PBFT, offering a condensed overview and a comparison of their performance metrics.

2.1.1 Proof of Work.

Bitcoin. Consensus mechanism: Proof of Work (PoW) is Bitcoin's pioneering consensus mechanism. Nodes compete to calculate block header hash functions by finding a value that must be equal to or less than a given "nonce" value. Validated blocks are broadcasted and appended to all the nodes' chains. The time-consuming authentication process incentivizes miners with mining rewards, consisting of the block reward and the included transaction fees [26].

Bitcoin's data organization centers on transactions, blocks, and nodes. Transactions encompass various fields like version number, flags, inputs, outputs, and lock time. Blocks, each 1MB, contain a magic number, block size, header,

transaction counter, and transactions [126]. Each node in the Bitcoin network maintains a memory pool, known as the Mempool, which serves as a temporary storage area for unconfirmed transactions. These transactions have been broadcast to the network but have not yet been included in a block by miners [42]. Bitcoin utilizes the Unspent Transaction Output (UTXO) set to monitor unspent transaction outputs, which serve as inputs for new transactions. Full Bitcoin nodes maintain a UTXO copy to validate and create transactions efficiently, avoiding the need to review the entire blockchain [35]. Segregated Witness (SegWit) [1] is a protocol upgrade implemented in the Bitcoin network to improve the scalability and security of Bitcoin transactions by separating the transaction signatures (witness data) from the transaction data [149]. SegWit increases block capacity without altering the base block size but introduces a new unit of “Weight unit” and switches the block limit size from 1 MB to 4 million weight units.

Bitcoin faces scalability issues due to block size limitations (1MB) and block creation time (10 minutes), restricting transaction throughput. This hinders the network’s capacity to handle increased transaction volume, posing a scalability challenge [125]. The performance parameters of Bitcoin are summarized and compared with those of several other public permissionless blockchains in Table 2.

2.1.2 Proof of Stake.

Ethereum 2.0. The Ethereum blockchain, originally relying on a proof-of-work mechanism similar to Bitcoin, underwent a significant upgrade with Ethereum 2.0 released in 2022. This update aimed to enhance security, scalability, and energy efficiency within the network [27].

In Ethereum 2.0’s proof-of-stake (PoS) consensus mechanism, time is segmented into slots (each lasting 12 seconds) and epochs (comprising 32 slots). Validators are chosen at random to propose blocks in slots, while a validator committee validates the proposed blocks’ authenticity. When a node initiates a transaction using its private key, it attaches a gas fee as an incentive for validators to verify the sender’s ETH balance and signature. Once validated, the transaction enters the node’s local Mempool and gets broadcast to other nodes. Subsequently, a randomly selected block proposer creates the next block, including transactions from the Mempool [2].

In Ethereum 2.0’s PoS, consensus clients utilize the LMD-GHOST algorithm [19] to resolve discrepancies among validators’ perspectives. LMD-GHOST identifies the fork with the most substantial historical weight of attestations, ensuring agreement on the chain’s head. Ethereum also introduced the concept of accounts within its protocol, serving as both the originator and recipient of transactions. Consequently, transactions directly alter account balances rather than maintaining a state, as seen in Bitcoin’s UTXOs. This approach enables the transfer of values, messages, and data among accounts, leading to state transitions [125].

Ethereum 2.0’s performance limitation involves potential bottlenecks in shard communication and data transfer, impacting overall scalability despite its sharding improvements [2]. Table 2 provides a summary of the performance metrics for Ethereum 2.0.

Algorand. Algorand [66] operates as a cryptocurrency utilizing a Byzantine Agreement (BA) protocol, merged with Verifiable Random Functions [119]. This amalgamation selects users as committee members via a cryptographic process to engage in the Byzantine Agreement for transaction consensus. In contrast to Proof of Work, Algorand demands minimal computational power and maintains a low probability of forking [164]. Additionally, once a block is integrated into the blockchain, it attains finality.

Algorand’s consensus mechanism comprises several key steps: a) Block Proposal: Each round allows anyone to propose a block. b) Random Participant Selection: A small, stake-based group is chosen privately, ensuring energy

efficiency and decentralized involvement. c) Block Proposer Election: From this group, one participant becomes the block proposer for that round. d) Block Proposal and Voting: The proposer creates a block, shared across the network, followed by nodes voting on its acceptance using a secure voting scheme. e) Fast and Secure Consensus: Algorand employs "BA* Byzantine Agreement" for swift and secure agreement within a fixed number of rounds.

If the network agrees upon the proposed block, it becomes validated as the subsequent block in the blockchain. Should the network reject it, the procedure restarts in the subsequent round, featuring a fresh random selection of participants and a different individual responsible for proposing the block [66].

Algorand faces performance limitations due to block propagation delay and network latency. While its consensus mechanism ensures scalability and security, the speed of block dissemination across the network and synchronization can impact transaction throughput, potentially causing delays in confirming transactions [66]. Table 2 outlines and compares the performance metrics of Algorand with several other public permissionless blockchains.

2.2 Performance evaluation criteria in blockchain systems

In this subsection, we examined and compared performance evaluation criteria and notable latencies across various popular public permissionless blockchains; Bitcoin, Algorand, and Ethereum 2.0 illustrated in Table 2.

Table 2. performance criteria in the selected blockchain systems

Parameter	Definition	BTC	ETH2.0	Algorand	
TPS	The number of transactions processed per second	≈ 7	≈ 100,000	≈ 10,000	
Transaction Confirmation Time	The time interval between transaction creation and transaction permanently addition to the blockchain	≈ 10-30 min	≈ 5 min	≈ 4 sec	
Block Generation Time	The time interval between creation times of two consecutive blocks	≈ 10 min	≈ 12 sec	≈ 3.3 sec	
Block Size	The maximum amount of data can be included in a single block	≈ 5000 tx	≈ 1500 tx	≈ 25000 tx	
Latencies	Consensus latency	The time it takes for the nodes to reach an agreement on the validity of transactions	high	low	very low
	Finality latency	The time it takes for a transaction to be irreversibly confirmed and considered as "Ffinalized"	high	moderate	zero
	Waiting latency	The time a tx spends in a queue or pending state before being processed, validated, and added to the blockchain	high	low	very low
	Tx/Block Propagation latency	The time it takes for newly created blocks or arrived transactions to be disseminated across the entire network	high	low	moderate
	Processing overheads	Computational power is needed for consensus mechanisms, and handling any other protocols in the system	very high	low	low

3 PERFORMANCE MODELING OF PUBLIC PERMISSIONLESS BLOCKCHAINS

In this section, our objective is to classify and review the research conducted in the field of performance modeling of public permissionless blockchains. Several stochastic models have been employed to assess the performance and security vulnerabilities of blockchains. These models encompass Markov chains, Queueing models, Stochastic Petri nets, and other models such as Random graph model and stochastic network model[49]. Markov process has been utilized to model the general features of blockchains, such as consensus algorithms and platforms [72, 112, 153, 175]. Furthermore, stochastic models have been applied to evaluate blockchain security in the work presented by [107]. When it comes to

performance evaluation, Markov chains have been employed to model the performance of private or permissioned blockchains like PBFT [114], Raft [72], the tangle [23], and HLF [80, 154]. Similarly, Stochastic Petri nets have found utility in modeling the performance of private or permissioned blockchains, as seen in the work on PBFT [154, 169].

For the performance modeling of public permissionless blockchains, queueing theory stands out as the most suitable modeling approach. Because one of the most critical aspects of performance evaluation in public blockchains is transaction latency and transaction confirmation rate, which can be effectively modeled using queueing models. Therefore, in this paper, we will concentrate on this specific modeling approach.

3.1 Performance modeling using queueing theory

In the past decade, queueing theory has seen broad application in modeling computer networks and also blockchain systems [49]. Within the context of a blockchain system, user-initiated transactions must go through queues where miners or validators process them, add them to a new block, validate them, and finally confirm them. In blockchain networks, as you can see in Figure 2, various phases of consensus and block generation can be represented as queueing systems, including queues for arrival transactions, transaction confirmations, and block verifications. Within queue theory, some important performance parameters, including the expected number of transactions within the system, transaction throughput, and average block generation time can be assessed.

Multiple queue types have been examined and categorized using the standardized Kendall’s notation [91]. In Kendall’s notation, queueing models are denoted as $A/S/C$, where A represents the inter-arrival time for queue entries (input), S indicates the distribution of service times (queue-discipline), and c represents the number of service channels at the node (service mechanism). Common queue types utilized in blockchain modeling include $M/G/1$, $M/M/1$, $G/M/1$, and $GI/GI/1$. In this notation, M denotes Markovian behavior with Poisson arrival times, signifying exponential inter-arrival times. G stands for general distribution, GI denotes general independent distribution, and the last number represents the count of servers in the system [91].

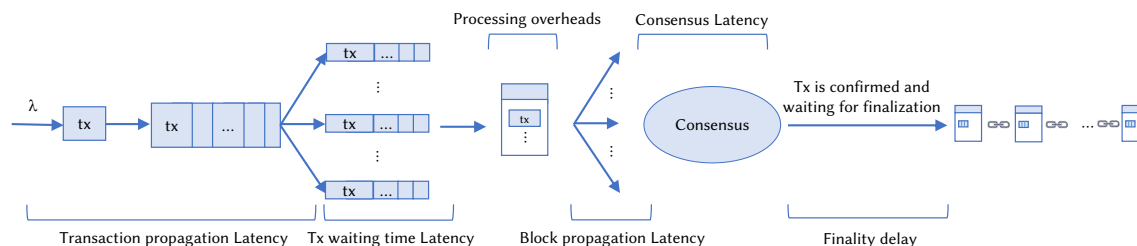


Fig. 2. The transaction confirmation process in blockchain systems

In the following sections, we will introduce common types of queues that are used in blockchain modeling and review the research that has been conducted using each type of queue system.

3.1.1 Modeling used $M/G/1$ queue. In 2016, Kasahara and Kawase [86] developed a model representing Bitcoin’s transaction-confirmation process, utilizing a single-server $M/G/1$ queue with batch service, a priority mechanism, and a non-work-conserving discipline. The paper defines “Sojourn Time” or “Transaction-confirmation Time” ($E[T]$) as the period between a user initiating a transaction and confirmation of the block containing that transaction. Categorizing transactions as high (H) and low (L) based on added fees, their findings indicate that the average confirmation time for L-class transactions surpasses that of H-class transactions. Additionally, they noted that when the arrival rate of low-fee

transactions increases fourfold compared to the current rate, these transactions endure notably large confirmation times within a 1 MB maximum block size scenario. Utilizing $f(\lambda)$ as a function of lambda for $E[T]$, and $E[T_H]$ and $E[T_L]$ representing transaction confirmation time for high and low priority transactions, they derived equations [86]:

$$E[T_H] = f(\lambda_H) \quad (1)$$

$$E[T_L] = \lambda + 1f(\lambda_H + \lambda_L) - \lambda f(\lambda_H). \quad (2)$$

Through validation via discrete-event simulation, the authors showed that the block generation time in Bitcoin follows an exponential distribution. Their examination of transaction confirmation times for H and L transactions concluded that enlarging the maximum block size does not fundamentally address transaction confirmation time and scalability concerns.

In 2017, Kawase and Kasahara [88] explored Bitcoin's transaction confirmation time, employing queueing theory as a framework. They modeled Bitcoin mining as an $M/G^B/1$ queue with batch service. The model assumed that transaction arrivals followed a Poisson distribution, while service time intervals were considered to have a general distribution. Within the proposed model, incoming transactions couldn't get immediate service, even if there was room in the service unit, below the block size limit (the maximum batch defined). Their research encompassed numerical analyses of service time and transaction confirmation time- sojourn time- with a focus on how block size or batch size influenced these metrics. The authors also conducted a Monte Carlo simulation to validate their analytical results. Comparing these results to measured data, they observed close alignment, with a relative error of 1.35%. Real-world data from a 2-year period from blockchain.info [3] informed network simulations, revealing variations between analytical and simulated results for small block sizes but strong agreement as block sizes increased. Their work delved into the complexities of joint distribution and differential-difference equations but left a unique solution to future research.

In 2019, Ricci et al. [139] presented a framework that combines machine learning and queueing theory to analyze Bitcoin transaction confirmation times. This framework incorporates several key factors into the queueing model, including Activity time, Mean time between transactions, Mean time between block confirmations, Number of active blocks, and Transaction delay. To determine which transactions are likely to be confirmed, they employed machine learning techniques to classify transactions as confirmed or not. The framework introduces a threshold, below which it's advisable to wait for natural validation. If the transaction gets confirmed by the expected time, it's considered an early confirmation. If not, a classifier is utilized to predict whether the transaction will ultimately be confirmed, taking into account the time it has already spent in the system. Additionally, the researchers employed an $M/G/1$ queueing model to investigate factors associated with transaction confirmation time. They found that there was a probability p that the users might need to wait for an additional block for final confirmation. According to [139] transaction delay D can be expressed as:

$$E(D) = pE(B) + E(B_r) \quad (3)$$

which B is the time interval between block confirmations and B_r denotes the residual time of the inter-block time. Ricci et al.'s findings using data measurements across more than 3000 blocks in 2016 indicated that unconfirmed transactions typically had lower average fees compared to confirmed ones. Interestingly, the size of transactions did not influence their likelihood of confirmation. However, the probability of confirmation was positively correlated with the transaction value; larger transactions had a higher chance of being confirmed. Approximately 90% of all transactions were confirmed within 33 minutes, but typical users experienced delays exceeding the time between block generations.

In [122] and [123], Misić et al. introduced a comprehensive analytical model aimed at understanding Bitcoin’s distribution network. They employed branching processes to reflect random node connectivity. Further, the authors applied the Jackson network model, treating individual nodes as priority $M/G/1$ queuing systems and characterizing data arrival as a non-homogeneous Poisson process derived from the data delivery protocol’s analytical model. While presenting performance results, the study highlights various metrics such as block and transaction distribution times, node response times, forking probabilities, network partition sizes, and ledger inconsistency period duration.

Zhao et al. [173] expanded the traditional blockchain queue model by considering a potential zero-transaction scenario. They introduced a $M/G/1$ queueing model with limited batch service to replicate how transactions get confirmed. This model assumed that transactions arrived randomly, following a Poisson distribution. In their model, they likened the mining process to a vacation, and the block verification process to a service. The time taken for mining (V) and block verification (S) were both i.i.d and followed general distributions. The authors derived the average number of transactions in the system and the average confirmation time of transactions using this model. The study concluded by validating their model using both analysis and simulations, assessing how well it portrayed the blockchain system’s performance.

In Bitcoin, the transactions are stored in a transaction queue named Mempool to await processing. Miners select transactions from this queue to form new blocks. Ramezan et al. [138] conducted a study to investigate the miner’s transaction selection process and its impact on the average waiting time for transactions. In the proposed $M/G/1$ queueing model depicted in Fig 3, transaction arrivals are denoted as λ , following a Poisson process. The average time required for mining has an exponential distribution and is denoted by μ , which remains independent of the number of users.

This paper introduces a novel mining strategy where the miner waits for D transactions to accumulate in the queue before initiating a new round of mining. This new approach is labeled $Wait - Min(D)$, in contrast to the traditional method known as $Wait - Min(1)$. Denoting the average queue length by $L(D)$ and utilizing Little’s law, the average waiting time per transaction can be calculated as $\bar{W}(D) = \frac{\bar{L}(D)}{\lambda}$. The authors in [138] derived the formula for the average waiting time per transaction in traditional mining as:

$$\bar{W}(1) = \frac{\lambda(\lambda + \mu)}{\mu(\lambda\mu + \mu^2 + \lambda^2)} \quad (4)$$

To validate the newly proposed strategy, the authors conducted simulations and compared the results obtained with their analytical findings to assess the performance of the new method. Their investigation revealed that the optimal value for D , which minimizes the average waiting time, is approximately $0.9\lambda/\mu$. The results showed that the average transaction waiting time can be reduced by 10% when the miner does not immediately start the next mining process, using all the stored transactions in the queue.

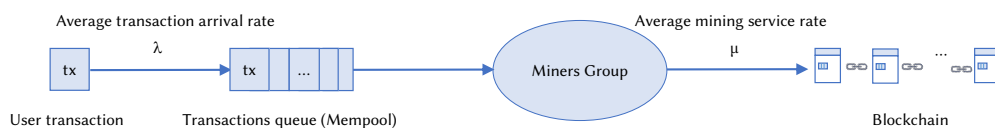


Fig. 3. The $M/G/1$ queueing model proposed in [138]

Fang and Liu [51] proposed a queueing analytical model to allocate mining resources in PoW-based blockchain networks, utilizing Lyapunov optimization techniques and emphasizing a tradeoff between mining energy and queueing

delay. Notably, the proposed model avoided statistical assumptions on arrivals and services, ensuring a dynamic allocation algorithm without requiring knowledge of arrival probability distributions or prioritization mechanisms. The proposed algorithm in this paper, parameterized by K , balances mining energy cost and queueing delay, showcasing an $O(1/K)$ proximity to optimality and a worst-case delay scaling as $O(K)$.

In 2021, Kasahara [85] analyzed three queuing models including $M/G^b/1$ model, $M/G^b/1$ model with priority discipline, and $G/M^b/1$ to find the most accurate approach to model the Bitcoin transaction confirmation process. Kasahara found that the $M/G^b/1$ model without transaction priority yielded a transaction confirmation time half of the measured value, suggesting that arriving transactions were not included in the mining block. The $M/G^b/1$ model with transaction priority, classifying transactions into Low (L) and High (H) priority, revealed a non-work-conserving queuing mechanism, indicating intentional oversight of low-fee transactions by miners. Lastly, the $G/M^b/1$ queue model, with transaction interarrival times following a general distribution and block generation time following an exponential distribution with rate μ , showed no significant difference between measured and estimated values using the EM algorithm [93]. Data-driven simulation results exhibited a significant transaction confirmation time difference with a small block size, diminishing as the block size increased, highlighting the third queuing model provided more accurate transaction confirmation time results under the current block size of 1 MB.

3.1.2 Modeling used M/M/1 queue. In 2019, Srivastava [152] employed an $M/M/1$ queuing model to examine transaction confirmation time and applied a Markov queuing model to regulate block approval rates within the blockchain. The model's accuracy was verified through experimental outcomes. Using this model, Srivastava derived the following formula for determining the average waiting time for a block to be added to the blockchain at time t , $W(t)$, in which λ is the block arrival rate and μ is the block departure rate [152].

$$W(t) = \frac{1}{\mu} \left[\frac{\lambda}{\mu} \left(1 - \frac{\lambda}{\mu} \right) \right] \quad (5)$$

In [117], the authors presented a queuing theory-based model to enhance understanding of blockchain performance. Performance parameters, including the number of transactions in a block, Mining time, Throughput, Memory pool count, Waiting time in the memory pool, the number of unconfirmed transactions, total transactions, and generated blocks, were systematically examined. In the model, the Memory pool, housing unconfirmed transactions, is represented as an $M/M/1$ queue, and the miners' pool, composed of miners collaborating to solve mining puzzles, is modeled as an $M/M/c$ queue with multiple servers. The policy of queue is assumed as FCFS, and transaction arrival rates follow a Poisson distribution. The model is depicted in Fig 4.

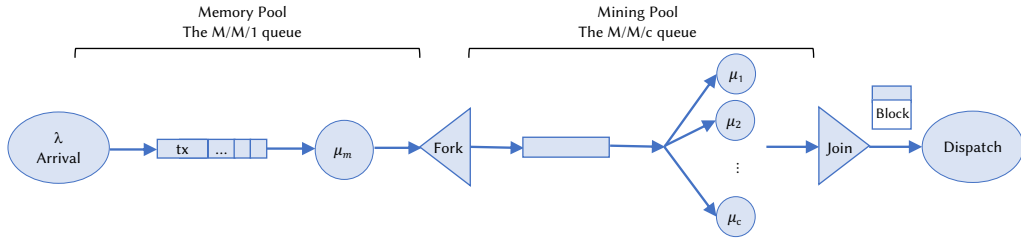


Fig. 4. The proposed model for blockchain systems in [117]

Cao et al. [25] investigated the performance of PoW, PoS, and DAG consensus algorithms by analyzing Block generation time, Confirmation delay, Transaction per second, and Confirmation failure probability. It assumed transaction

arrivals follow a Poisson distribution and mining times as service times follow an exponential distribution. The study revealed that network resources such as computation power, coin age, and queue size, along with network load conditions like transaction arrival rate, significantly impact consensus algorithm performance. PoW and PoS are more sensitive to network resource parameters, while DAG is more influenced by network load conditions. The authors derived the following formulas for the mentioned parameters, assuming D as difficulty, U as a nonce target, r_i as the hash power of node i , λ as transaction arrival rate, L as block size, Q_i as queue length at node i , and m as the number of cumulative blocks required to confirm a transaction [25].

Table 3. The formulas presented in [25] for the performance parameters of PoW and PoS-based blockchains

Parameter	Equation for PoW	Equation for PoS
Block Time	$T_b^{pow} = \frac{D}{\sum_{i=1}^n r_i}$	$T_b^{pos} = \frac{D}{\sum_{i=1}^n bal_i \times r_i}$
Confirmation delay	$T_c^{pow} = m^{pow} \times T_b^{pow}$	$T_c^{pos} = m^{pos} \times T_b^{pos}$
TPS	$TPS^{pow} = \begin{cases} \sum_{i=1}^n \lambda_i & \sum_{i=1}^n \lambda_i \leq \frac{L}{T_b^{pow}} \\ \frac{L}{T_b^{pow}} & \sum_{i=1}^n \lambda_i > \frac{L}{T_b^{pow}} \end{cases}$	$TPS^{pos} = \begin{cases} \sum_{i=1}^n \lambda_i & \sum_{i=1}^n \lambda_i \leq \frac{L}{T_b^{pos}} \\ \frac{L}{T_b^{pos}} & \sum_{i=1}^n \lambda_i > \frac{L}{T_b^{pos}} \end{cases}$

To explore block broadcasting in wireless networks and evaluate the performance of blockchain radio access networks (B-RAN) [111], Ling et al. [110] employed a time-homogeneous Markov chain to establish an M/M/1 queueing model. They segmented the service process of a valid request in B-RAN into four stages: 1) waiting for inclusion into a block; 2) waiting for confirmations; 3) waiting for service; and 4) being in service. The authors established multiple queues to model these phases. However, they noted that during the third stage, requests within the same block arrive simultaneously, and the number of requests correlates with the block generation time. Consequently, this queue becomes non-Markovian because prior events, apart from the current queue state, may influence its future state. Furthermore, Ling et al. derived steady-state probabilities for various latency-based metrics. By validating the proposed model with experimental data, they demonstrated its potential to offer valuable insights for future designs of B-RAN.

To address the question of whether increasing the block size improves transaction waiting time in Bitcoin, Vesely et al. [160] used an M/M/1 queue model to scrutinize the transaction mining process. This proposed model encompasses two stages including the "Block generation" stage and the "Blockchain building" stage similar to the mode proposed in [105]. The model is employed to compare the number of transactions awaiting processing in two scenarios: a block size of 1 MB and a block size of 5 MB. Through this comparison, the authors demonstrated that enlarging the block size from 1 MB to 5 MB decelerates the growth of the transaction queue length in Bitcoin. Nevertheless, this enlargement in block size results in reduced server utilization in Bitcoin and poses challenges for users dealing with the storage of a larger blockchain.

3.1.3 Modeling used G/M/1 queue. The authors in [89] employed a G/M/1 queueing model with batch service and general input to comprehend the stochastic nature of the transaction confirmation process. They aimed to predict transaction-confirmation times by comparing analytical outcomes with trace-driven simulations in numerical examples. The findings indicated that, for the current maximum block size limit of 1 MB, exponential distributions offered the most precise estimation of the mean transaction confirmation time. Moreover, the study explored the relationship

between transaction arrival rates, block size, and transaction confirmation times. Enhancing the block size has the potential to incrementally boost transaction throughput (TPS); however, this improvement doesn't fundamentally resolve scalability challenges. Additionally, it was noted that while the transaction confirmation time gradually increased with the coefficient of variation of exponential distribution, this effect became insignificant with larger block sizes.

In 2018, Li et al. [105] constructed a Markovian batch-service queueing model with two stages to analyze transaction confirmation processes in blockchains. Utilizing the matrix geometric solution, they identified stability conditions for the system and assessed three key performance metrics: 1) average queued transactions, 2) average transactions within a block, and 3) average transaction confirmation time. Their proposed GI/M/1 queueing model features two stages: the "Block generation" stage with a service rate of μ_2 and the "Blockchain building" stage with a service rate of μ_1 . Both mentioned times are i.i.d distributed, following an exponential distribution. Similarly, blockchain building times in stage 2 follow an i.i.d exponential distribution with a service rate μ_1 . The model also assumes transactions are processed on an (FCFS) basis from the transaction pool.

Results indicated that the average transaction confirmation time decreases as the block size increases. Furthermore, they observed a threshold value η , where for $b \leq \eta$, $E[T]$ increases as λ increases, whereas for $b > \eta$, $E[T]$ increases as λ decreases. Although based on simplistic exponential or Poisson assumptions, this model suggests future avenues for research in blockchain queueing theory. The queueing model proposed in [105] can be observed in Fig 5. One year

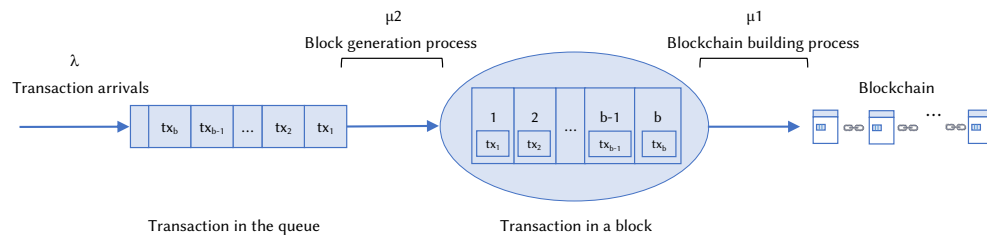


Fig. 5. The Blockchain queueing system proposed in [105]

later, Li et al. extended the queueing model introduced in [106] by making several modifications. They altered the service discipline from (FCFS) to service-in-random-order, transitioned from exponential to phase-type (PH) service times—which included both blockchain generation and building—and shifted from Poisson to Markov arrival process (MAP) for transaction arrivals. Initially, they established a stable condition for the blockchain system utilizing the matrix-geometric solution. To address the challenges in calculating transaction confirmation times in [106], the authors devised a computational technique for the first passage times, employing both infinite-sized phase-type distributions and RG factorizations. Additionally, Li et al. delved into some key performance metrics, such as the average number of transactions in the queueing waiting room, the average number of transactions within a block, and the average transaction confirmation time. Finally, they validated the computational feasibility of the presented theoretical findings through numerical examples.

3.1.4 Modeling used GI/GI/1 queue. Geissler et al. [63] constructed a discrete-time GI/GI^N/1 queueing model aimed at analyzing queue size and transaction waiting times within Proof-based blockchains. This model facilitated the prediction and assessment of queue size and waiting time distributions, considering diverse input parameters. In an effort to simplify and generalize the model, the authors made several assumptions, including an infinite transaction pool, a discrete-time block generation process, a single server without propagation delays among network nodes, and fixed

service times. Nonetheless, the proposed model deviates from real-world processes and lacks the required accuracy and practical applicability.

3.1.5 Modeling used other queue types. Frolkova et al. [59] undertook an examination of busy periods' distribution and service delays within the Bitcoin network. They approached the network's synchronization process by formulating it as an infinite server $G/M/\infty$ model with batch departures. In their study, the authors managed to derive an analytical solution for the model, enabling the capture of the queue's stationary distribution. Additionally, they introduced a random-style fluid limit considering service latencies. The authors utilized a connection between two particular service policies to acquire the steady-state distribution for the model.

Expanding on Frolkova's model, Fralix [58] introduced an additional perspective on modeling the blockchain transaction confirmation process as an infinite-server queue. Fralix demonstrated that a variant of the distributional Little's law, which is time-dependent, serves as an effective tool to investigate the time-varying characteristics inherent within this model.

Lian et al. [108] devised a stock trading model utilizing an $M/M/N/m$ priority-based queue model characterized by N channels and m users, inclusive of three priority classes with arrival rates: λ_1 , $\lambda_2^{k=1}$, and $\lambda_2^{k=2}$. The model comprises two phases: the block generation phase and the chain establishment phase. In the block generation phase, incoming data flows queue within an infinite waiting room and are categorized into high-priority and low-priority streams, awaiting assembly into blocks. Subsequently, in the chain establishment phase, newly formed blocks are concatenated to form a blockchain. Each consensus mechanism operates within different delays, which the study does not explicitly discuss. These stages facilitate the derivation of average waiting times and queue lengths for various priority data streams within a blockchain. The proposed queueing model underwent simulation and measurement, assessing throughput, delay, and channel utilization, and compared with an FCFS-based queueing model.

3.2 Performance modeling using other modeling approaches

In their pioneering work detailed in [65], the authors extended the Markov Decision Process (MDP) to create a comprehensive framework for evaluating the security and performance of blockchains. Additionally, they integrated an MDP security model with a Bitcoin simulator to form a unified framework, facilitating the assessment of blockchain security by utilizing the simulator's stale block rate as input for the MDP model. However, it's important to note that the framework primarily concentrates on propagation delay and does not address the crucial processing delay inherent in solving consensus puzzles within PoW-based systems. Furthermore, the framework does not encompass queueing delay. The proposed framework depicted in [65] is illustrated in Fig 6.

Zhang et al. [170] introduced a predictive model based on Ethereum's "World State" structure to anticipate contract execution performance and storage requirements based on transaction volume. Additionally, the research delved into Ethereum's "World State" and its Merkle Patricia Tree (MPT) implementation and analyzed its core impact on performance and storage. Through an examination of the Modified Merkle Patricia Tree (MPT), the study establishes a logarithmic relationship between MPT performance/storage and transaction volume, offering valuable insights for businesses in decision-making and early warnings regarding system performance and storage needs. By comparing experimental data with predictions, the study demonstrates the model's relative accuracy.

A random network is characterized by the probability of an edge existing between two nodes, which is not influenced by the nodes' characteristics. Essentially, the degree distribution $P(k)$ becomes the sole relevant function in this scenario [13]. Two widely used models in various applications are $G(n, m)$ proposed by Erdős and R enyi [45] and $G(n, p)$

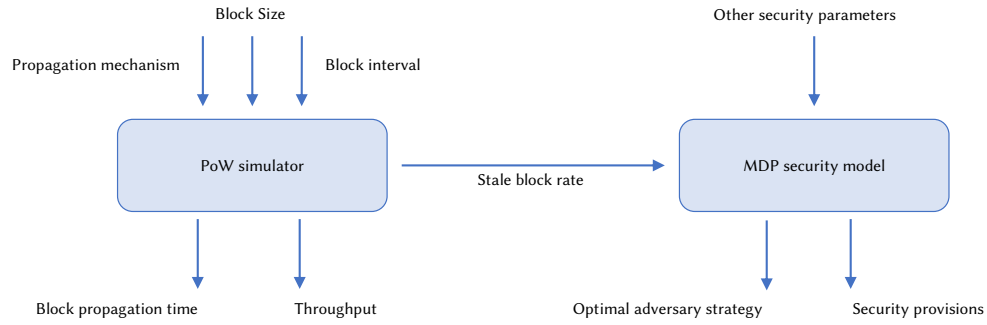


Fig. 6. The structure of the proposed framework in [65]

recommended by Edgar Gilbert [67]. In the $G(n, m)$ model, all graphs consisting of n nodes and m edges are assigned equal probabilities, whereas in the $G(n, p)$ model, each potential edge among n nodes emerges independently with a constant probability p [41].

In 2019, Shahsavari et al. [146] introduced an analytical model utilizing the Erdos-Renyi random graph [45] to model performance and analyze the inventory-based protocol for block dissemination in Bitcoin. Validating their model using OMNet++ network simulator [4], they compared its accuracy using data extracted from the Bitcoin network. The findings highlighted a tradeoff among the default connections per node, network bandwidth, and block size, crucial in determining the optimal block propagation delay across the network. A comprehensive summary of performance modeling studies regarding public permissionless blockchains is provided in Table 4.

4 WORKLOAD AND TRAFFIC MODELING OF BLOCKCHAIN SYSTEMS

Understanding, analyzing, and modeling traffic and workload holds significant importance within the realm of performance modeling and evaluation. A computer system’s performance relies heavily on how it handles network traffic and the workload it receives. For instance, optimal performance occurs when tasks are evenly distributed, contrasting with unpredictable bursts that lead to congestion [52]. Therefore, reliable performance assessments necessitate representative workloads to yield dependable outcomes. Achieving this involves gathering data from actual workloads and devising statistical models that encompass their key attributes. Pioneering studies have delved into modeling, characterizing, and regenerating internet traffic [12, 57, 77, 83, 102]. The evaluation of performance through workload modeling in computer networks is extensively discussed in [52–54, 56, 113]. To explore the specifics of network and traffic modeling within blockchain networks, we categorized these studies into four groups: 1) Modeling network topology, 2) Characterizing workloads, 3) Benchmarking via workload, and 4) Analyzing and modeling traffic. A comprehensive overview of this section is outlined in Table 5.

4.1 Network topology modeling

In 2020, Lao et al. examined existing traffic models in P2P and blockchain systems and introduced a traffic model specifically tailored for IoT-blockchain systems [99]. In [43], Eisenbarth et al. conducted a study focusing on the public nodes that constitute the structure of the Bitcoin P2P network.

Numerous studies have concentrated on modeling and analyzing the topology of blockchain networks. Here, we’ll delve into a subset of these papers, particularly emphasizing studies pertaining to public permissionless blockchains.

Table 4. Summary of performance models for public permissionless blockchain systems

	Model	Ref	Platform	Performance metrics	Validation
Queueing theory	M/G/1	[138]	BTC	Tx average waiting time	Simulation
		[139]	BTC	Tx confirmation time/ Tx delay	Measured data
		[88]	BTC	Tx sojourn (Response time)	Simulation
		[86]	BTC	Mean confirmation time	Numerical analysis
		[85]	BTC	Tx confirmation time	Measured data
		[123]	BTC	Tx rate/ Block rate/ Node response time	Experimentation
		[122]	BTC	Node response time	Experimentation
		[173]	BTC	Tx confirmation time/ Mean number of txs	Simulation
		[51]	PoW	Queue delay	Simulation
	[137]	BTC	Average response time	Simulation	
	M/M/1	[117]	BTC/ETH	Number of txs per block/Throughput/ Mempool size/ tx waiting time	Actual data
		[160]	BTC	The number of waiting txs in queue	Actual data
		[133]	ETH	Tx confirmation time/ Block throughput	Simulation
		[110]	B-RAN	Latency	Simulation
		[152]	NA	Waiting time/ Tx confirmation time	Experimentation
		[50]	BTC	Average number of transactions/ Average confirmation time	Numerical analysis
		[144]	ETH	Average waiting time/ Throughput	Simulation
[25]		BTC/ETH	Block generation time/Confirmation delay/TPS/Failure probability	Simulation	
[90]		BTC/ETH	Transaction queue size/ Block waiting time	Simulation	
G/M/1	[105]	BTC	Average tx confirmation time/ Average number of txs in queue and a block	Numerical analysis	
	[106]	BTC	Mean stationary number of txs in queue and block	Numerical analysis	
	[89]	BTC	Tx confirmation time	Simulation	
GI/GI/1	[63]	ETH	Tx waiting time/ Queue size	Measured data	
GI/M/∞	[59]	BTC	Queue length	Numerical analysis	
	[58]	BTC	Time-dependent behavior	Numerical analysis	
M/M/N	[108]	NA	Tx delay/ Channel utilization	Experimentation	
Other models	Prediction model	[170]	ETH	Executing contract's Performance and storage prediction	Experimentation
	Stochastic networks	[132]	ETH	Block generation rate	Simulation
	Random graph model	[146]	BTC	Block propagation delay/ Traffic workload	Experimentation
	Markov Decision	[65]	BTC	Transaction per second Block propagation time	Simulation
	Process (MDP)	[158]	BTC	Network stability	Simulation
	Sleep queueing system	[115]	BTC	Average tx confirmation time	Experimentation
	Game theory	[104]	BTC	Transactions/ waiting time in Mempool	Numerical analysis

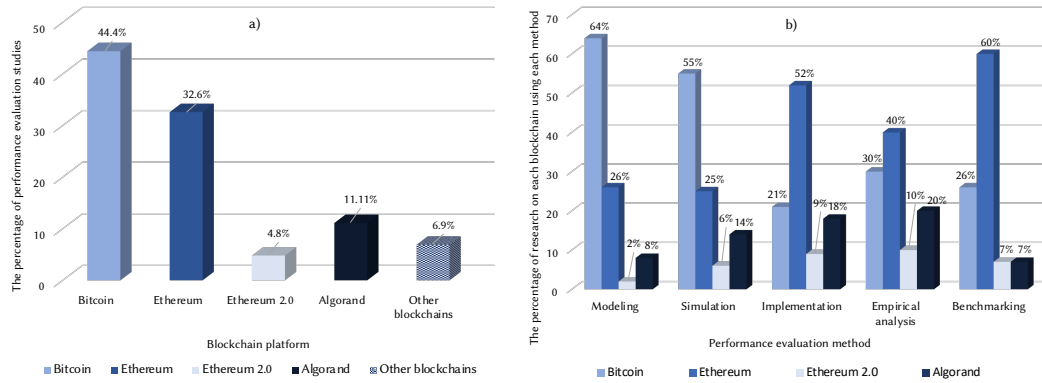


Fig. 7. a) Research papers published per performance evaluation method and blockchain platform, b) Research papers published on public permissionless blockchains per blockchain platform.

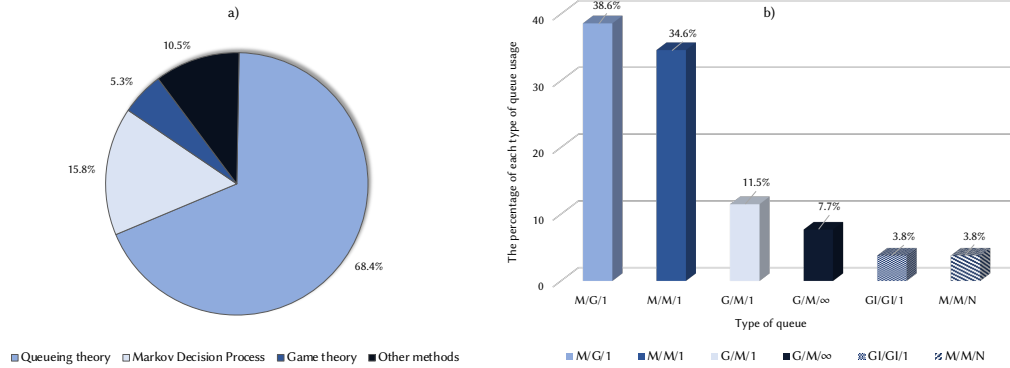


Fig. 8. a) Research papers published on performance modeling per modeling method, b) Research papers published on public permissionless blockchains' performance modeling using queueing theory per type of queue.

In 2014, Donet et al. [39] conducted a comprehensive data collection, identifying over 872,000 distinct Bitcoin nodes. This effort aimed to provide insights into various aspects of the Bitcoin peer-to-peer network, including its size, geographic distribution of nodes, network stability, and data related to the transmission speed of information. In 2015, Miller et al. [120] introduced efficient methods for mapping the Bitcoin broadcast network and pinpointing nodes with significant influence within this network. AddressProbe, a technique designed for uncovering peer-to-peer connections in Bitcoin, is presented in this paper. Additionally, the authors developed CoinScope, an infrastructure tailored to facilitate short yet large-scale experiments in Bitcoin, aimed at supporting AddressProbe and other related tools.

To assess the degree of decentralization in the prominent blockchains Ethereum and Bitcoin, Gencer et al. [64] conducted a measurement study involving diverse decentralization metrics for both networks. They utilized established internet measurement methods and employed the Falcon Relay Network as a new tool to gather their data. In [36], Deshpande et al. introduced BTCmap, a framework created specifically to explore the topology of the Bitcoin network. This framework comprises two essential modules: a sniffer, which retrieves the local addresses database from each peer, and a Bitcoin peer emulator, responsible for selecting neighboring nodes and constructing the topology of the network.

To analyze the underlying peer-to-peer network in Ethereum blockchain, Kim et al. in [95] created NodeFinder, an innovative monitoring tool offering an unparalleled perspective of the network ecosystem in Ethereum. Imtiaz et al. in [76] discovered and provided experimental evidence for the previously unrecognized impact of churn—intermittent network connectivity—on the Bitcoin network. Their study involved a comprehensive analysis of churn, encompassing the daily churn rate and statistical modeling of session durations for up and down network connections. This statistical model is valuable for researchers interested in analyzing, simulating, or replicating Bitcoin network behavior. Leveraging this statistical characterization, they assessed how churn influences the block propagation delay within the live Bitcoin network.

In [48], the authors introduced a topology discovery system aimed at creating an accurate graph-based representation of the Bitcoin network’s structure. This system involves live gathering and examination of Bitcoin’s peer-to-peer connections. They utilized a modified version of the PageRank algorithm [143] to aggregate incoming node information, enabling more comprehensive graph analysis. This approach facilitated insights into various aspects of the Bitcoin network, such as its size, network stability, and data related to the geographic locations of Bitcoin nodes. To understand the topological characteristics of the Ethereum P2P network, Gao et al. [60] performed a measurement analysis of the Ethereum P2P network.

Seres et al. in [145] aimed to measure and evaluate the structural and topological characteristics of Bitcoin’s Lightning Network [136], a method to enhance Bitcoin’s scalability. They contended that the current topological features of Bitcoin’s Lightning Network could be enhanced to improve its security, thus enabling it to achieve its full potential. In 2020, Lee et al. [101] explored various local and global graph characteristics across four Ethereum blockchains (ContractNet, TransactionNet, TraceNet and TokenNet), along with three notable subnetworks (Binance Coin, Bancor, and Zilliqa). Their investigation encompassed a comprehensive experimental assessment of these networks. In [17] the authors delved into analyzing the Bitcoin protocol using an extended version of the probabilistic model checker PRISM. By employing probabilistic modeling, the study explored the mechanisms behind forks and their reliance on specific protocol parameters like crypto puzzle difficulty and network communication delays. The research also investigated the behavior of networks with churn miners, those exiting and later rejoining the network, as well as various network topologies. Additionally, the study includes simulations of the Bitcoin protocol, considering diverse network structures to assess whether these alternative topologies exhibit equal or greater resistance to forks compared to the original Bitcoin network.

As the pioneering study exploring the evolution and temporal characteristics of the Ethereum network, Zhao et al. delved into investigating the evolutionary patterns, temporal dynamics, and predictive elements of four Ethereum blockchain interaction networks (TraceNet, ContractNet, TransactionNet, and TokenNet)[172]. Subsequently, the authors conducted an extensive empirical assessment of these networks’ graphical representations. In the paper [31], the authors showcased several findings derived from their analysis of the Ethereum 2.0 peer-to-peer network. They obtained this data using their network monitoring tool, Armirma, which transparently collected information, providing them with a comprehensive understanding of the network’s current status. Maeng et al. in [116] presented Search-node, an adapted version of an Ethereum client for discovering nodes in the Ethereum main network. They visualized and analyzed the Ethereum network’s topology, exploring various network parameters and delving into node properties, including relationships, connectivity, geographical distribution, security implications, and potential attacks targeting influential nodes.

In [147], the authors introduced a random graph model to analyze the inventory-based protocol’s performance in Bitcoin’s block propagation. By deriving explicit equations for block propagation delay and traffic overhead, they

provided insights into the impact of these parameters on the network. Additionally, they evaluated the implications of deploying a relay network and studied how the relay network size affects both network performance and decentralization. To validate their model, the authors conducted simulations and compared the results with real data from the Bitcoin network. In their recent paper, Essaid et al. [47] conducted a study on the Bitcoin network's behavior and dynamic topology from 2018 to 2022. They employed Node-Probe, a technique utilizing recursive scanning to gather snapshots of the Bitcoin main network. The study focused on analyzing network properties, community structures, and topology changes. Their findings revealed significant alterations in the Bitcoin network's characteristics over time, particularly in the number of active, fresh, and permanent nodes. Furthermore, their analytical exploration indicated intriguing insights, suggesting that enhancing the propagation mechanism through master nodes could potentially reduce propagation delays by approximately 25% compared to the default Bitcoin protocol. Zheng et al. [174] pioneered a study delving into Algorand's network and transactions analysis. They conducted an examination of Algorand's features using graph analysis. The team collected external data via an Algorand indexer, establishing connections to the nodes for the ledger's data processing, followed by the construction of the graph. Analyzing this graph yielded fresh observations about this blockchain system.

4.2 Workload characterization

Workload characterization is one of the essential field evaluate and analysis of computer networks. Numerous investigations have concentrated on workload characterization of networks, like [20, 56]. Additionally, there have been studies delving into specific workloads, such as web server workload [8, 9, 71], web services workload [68, 75], IOT workload [156], those examined workloads of social networks [6, 14], more. A comprehensive compilation of these workload characterization works is available in survey papers within this particular field [21, 22, 148].

The prediction of network behavior within a blockchain system to maintain essential service benchmarks and network stability demands an understanding of the network's characteristics and its workload. The study by Spirkina et al. [151] undertook an examination of Blockchain traffic, investigating its features in information transmission across the network. Additionally, the paper surveyed analytical and simulation modeling solutions, offering an overview that enables the prediction of network load. In the paper by Vladyko [161], another investigation into predicting network behavior within blockchains is conducted. This study explored methods for modeling these systems and advocates for the adoption of a simulation system to evaluate network performance and its components. Furthermore, the paper shared findings from comparative simulations. A master thesis authored by Jidrot [81] applied Blockchain technology to securely gather and preserve data from distributed cloud resources, emphasizing the necessity for data integrity over extended periods. The primary objectives included implementing a Blockchain for distributed cloud monitoring, characterizing the workload, and evaluating the Blockchain system's performance. The thesis defines an initial system model, develops an implementation based on HLF blockchain, and conducts experiments to comprehend how design factors and system inputs influence the system's capabilities and performance. Gebraselase et al. [62] conducted an extensive analysis of Bitcoin's transaction characteristics within the Bitcoin blockchain domain. They also provided an analysis by examining collected data from a measurement setup, which encompassed blocks and transactions information.

4.3 Benchmarking using workload

In 2017, the authors in [38] introduced Blockbench as an evaluation framework designed to analyze performance of private blockchains. It enables the integration of any private blockchain through straightforward APIs and facilitates

Table 5. Studies on network and traffic modeling in blockchain systems

Category	Platform	Ref	PP*	Validation	Description
Network topology modeling	BTC	[39]	✓	Measurement	Model and analyze various aspects of the Bitcoin p2p network
		[120]	✓	Measurement	A technique to map and analyze the Bitcoin broadcast network
		[36]	✓	Implementation	A model to discover Bitcoin network topology
		[76]	✓	Implementation	A statistical model to analyze the connectivity of the network
		[48]	✓	Implementation	A topology discovery system to represent Bitcoin's network
		[145]	✓	Measurement	A model to analyze network properties of BTC lightning network
		[17]	✓	Simulation	A probabilistic model to analyze Bitcoin protocol
		[147]	✓	Simulation	Model delay and traffic overhead using Random Graph
		[47]	✓	Measurement	Model behavior of network and dynamic topology
	ETH	[95]	✓	Measurement	A model to monitor and analyze Ethereum network
		[60]	✓	Measurement	A model to analyze topological characteristics of ETH
		[101]	✓	Implementation	A model to analyze and measure ETH P2P network
		[172]	✓	Implementation	A model to study evolution and temporal characteristics of ETH
		[116]	✓	Measurement	A node discovery model for Ethereum's main network
	BTC/ETH	[64]	✓	Measurement	A model to measure the decentralization degree of blockchains
Algorand	[174]	✓	Measurement	Analysis of network revolution and transaction activities	
ETH2.0	[31]	✓	Measurement	A model to analyze ETH 2.0 P2P network	
Workload characterization	General	[151]	✓	Simulation	Network characterization to predict its behavior
		[161]	✓	Simulation	Network behavior prediction and performance evaluation
	HLF	[81]	✗	Implementation	Workload characterization and evaluation of a BC implementation
	BTC	[62]	✓	Measurement	Characterization of Bitcoin transactions
Benchmarking using workloads	ETH/HLF/Parity	[38]	✗	Implementation	Performance benchmarking using the workload of Blockbench
	ETH/HLF	[135]	✗	Implementation	Performance analysis using varying numbers of transaction
		[141]	✗	Implementation	Performance benchmarking with BCTMark
	Parity/Multichain	[130]	✗	Implementation	Performance evaluation using realistic BTC workload
	HLF	[157]	✗	Implementation	Performance benchmarking using workload characterization
Traffic analysis and modeling	General	[44]	✓	Implementation	Model the network to predict the on-network load
		[33]	✓	Simulation	Model traffic generated by synchronization protocols
	BTC	[34]	✓	Implementation	A model to discover propagation delay and forks
		[16]	✓	Implementation	A model to predict the number of transactions of BTC
		[18]	✓	Simulation	A model of the block arrival process
	[171]	✗	Implementation	Mathematically model traffic between Blockchain and IoT devices	

* Public permissionless

benchmarking against workloads derived from genuine and artificial smart contracts. Subsequently, the authors utilized Blockbench to perform an analysis of three blockchain systems—private Ethereum, Parity, and Hyperledger—employing macro benchmarks and micro benchmarks. Additionally, In 2020, Saingre et al. [141] introduced BCTMark, a benchmarking framework for blockchain systems that incorporates features such as load generation and metrics collection. To demonstrate its versatility, they conducted experiments on three blockchain systems—Ethereum Clique, Ethereum Ethash and Hyperledger Fabric. In 2017, Pongnumkul et al. [135] discussed a performance evaluation of Hyperledger Fabric and Ethereum, examining their capabilities as two private blockchains under varying workloads. In 2018, Thakkar et al. in [157] characterized the transaction workload and performance of Hyperledger Fabric to analyze performance parameters and bottlenecks under various block sizes, policies, and network situations. Using realistic workload to evaluate blockchains’ performance, Oliveira et al. in [130] compared Parity and Multichain, two private blockchains, focusing on transaction-related metrics using a workload derived from the probability distribution of Bitcoin transaction arrival times.

4.4 Traffic analysis and modeling

In [34], decker et al. examined Bitcoin’s utilization of a multi-hop broadcast to disseminate transactions and blocks across the network for ledger updates. Subsequently, they presented a model elucidating the presence of blockchain forks. Employing this model, the authors confirmed the hypothesis that the primary reason for blockchain forks is the propagation delay within the network. The goal of Bianconi et al. in [16] was to predict the forthcoming volume of transactions within the Bitcoin network by leveraging its existing network structure. This objective was similar to link prediction, but it specifically aimed to estimate the expected quantity of connections (edges) within the network over a defined time period. Modeling block intervals in Bitcoin, Bowden et al. [18] contradicted the initial claim made in the Bitcoin paper proposing a homogeneous Poisson process for blockchain arrivals. Their demonstration relied on empirical data and stochastic analysis of block arrival patterns, revealing a different reality. In 2018, Danzi et al. [33] conducted a study focusing on synchronization among IoT devices with the blockchain. They proposed two protocols to synchronize and manage traffic between these networks, analyzing the necessary bandwidth and time requirements for synchronization. To examine the key features of blockchain networks traffic, Elagin et al. [44] introduced an analysis model that can predict the network load, aiming to contribute towards ensuring secure and high-quality data exchanges within this network in the future. Zhang et al. [171] introduced a traffic model for blockchain systems within the context of IoT. They conducted an extensive analysis of IoT input, blockchain network traffic, and self-similarity. They deployed a lightweight blockchain similar to Bitcoin, utilizing Proof of Work (PoW) connected to multiple IoT simulators to facilitate a range of network traffic experiments.

5 CHALLENGES AND FUTURE RESEARCH DIRECTIONS

In the preceding sections, we provide an overview of the performance modeling landscape concerning public permissionless blockchains. Despite significant advancements in the evaluation and modeling of blockchain systems, several open questions persist. Using the information we’ve gathered, we will discuss the challenges for performance modeling of public permissionless blockchains in this section. We’ll also suggest some ideas for future research.

5.1 Performance modeling and evaluation issues and future directions

Performance modeling in public blockchains presents greater challenges compared to private and permissioned blockchains due to the inherent variability of network conditions and the decentralization of nodes. While queuing

models have been commonly used for performance modeling in these networks, identifying the optimal modeling approach remains an open question. This is primarily because queueing models encounter limitations when applied to public blockchains, given their dynamic and unpredictable nature. Overcoming these limitations necessitates the advancement of more sophisticated modeling techniques capable of capturing the unique attributes of public blockchain systems.

Additionally, selecting the most suitable queue type for modeling the performance of public blockchains poses another significant challenge. For instance, in a study by Kasahara [85], the researcher investigated the process of transaction confirmation in Bitcoin by employing three types of queues and assessing their accuracy through simulation outcomes.

One of the challenges in evaluating and modeling the performance of public blockchains is the measurement of certain performance parameters like delays and transaction confirmation time. These parameters are crucial for assessing blockchain performance, yet they pose difficulties in measurement within public blockchains. For instance, various studies have focused on analyzing transaction confirmation time using modeling techniques. However, accurately determining this parameter's precise value in a real-world public blockchain presents significant challenges.

As previously discussed, employing a modeling approach is considered the most effective method for assessing the performance of public blockchains. In this context, numerous researchers have conducted studies on the performance modeling of Bitcoin and Ethereum, which are comprehensively reviewed in this survey. However, the performance modeling of recently developed public blockchains like Algorand and Ethereum 2.0 has received minimal attention. Consequently, there exists a promising avenue for future research to delve into the performance modeling of these two blockchains, aiming to identify weaknesses and propose adjustments accordingly.

Another requirement in this area is the absence of a dedicated simulator designed for Ethereum 2.0 and Algorand. While one simulator has been proposed by the authors in [74], Ethereum 2.0 has undergone gradual changes since then, indicating an ongoing need for an updated Ethereum 2.0 simulator. Consequently, the development of simulation tools for newly introduced public blockchains emerges as a prospective direction, offering support to other researchers engaged in performance modeling of public blockchains.

5.2 Performance improvement issues and future directions

As previously mentioned, transaction confirmation time stands out as a critical performance metric in public blockchains. As illustrated in Figure 2, this metric encompasses various components, such as transaction propagation latency, transaction waiting latency, processing overheads, block propagation latency, consensus latency, and finality delay, all of which vary across different public blockchains. Modeling and pinpointing these delays within public blockchains, to minimize each latency individually, remains an unresolved issue in the realm of performance modeling for public blockchains.

Another promising avenue for research involves analyzing the tradeoff between performance and security in public blockchains, particularly focusing on newly developed ones such as Algorand and Ethereum 2.0. It is understood that, at some point, enhancing the performance of public blockchains may require compromising the security of the system. Investigating this balance and forecasting the implications on network security when enhancing performance parameters represents a significant research direction. Exploring this aspect of public blockchains can potentially lead to the development of existing public blockchains that maintain both acceptable performance and security simultaneously. Furthermore, it would aid researchers in designing new public blockchains with these desirable attributes.

5.3 Traffic and workload issues and future directions

During our review, we identified another promising avenue for research: the characterization of transactions and traffic in newly developed public blockchains. While certain papers have tackled similar challenges within Bitcoin (e.g., [62]), there remains a notable gap in research about newly established public blockchains like Algorand and Ethereum 2.0. Understanding and characterizing transactions and incoming workloads within a public blockchain is of paramount importance due to the substantial number of nodes and the inherent variability of network conditions. Exploring this research direction could enable researchers to create synthetic workloads for modeling and assessing the performance of public blockchains in real-world scenarios. Consequently, delving into the generation of synthetic traffic for public blockchains emerges as another promising avenue in the realm of performance evaluation for such systems.

6 CONCLUSION

After conducting an initial overview of existing surveys concerning the performance evaluation of blockchains, we identified a crucial gap. Specifically, there is an absence of a dedicated survey that concentrates on evaluating the performance of blockchain systems, specifically public permissionless blockchain systems. To address this gap, we conducted an extensive survey concentrating on the most advanced methods in performance modeling of blockchains, particularly those models proposed for analyzing and evaluating the performance of public permissionless blockchains. Within this survey, we presented a taxonomy, ideas, and solutions for each category, aiming to provide improved understanding and novel insights into utilizing modeling approaches for predicting, analyzing, and evaluating the performance of public permissionless blockchains. Additionally, recognizing the significance of network topology, workload, and traffic characterization in performance evaluation process, we delved into studies centered on modeling blockchain network topology, analyzing traffic and workload characteristics, and introducing blockchain benchmarking workloads for the first time. We are of the opinion that our survey offers a valuable guidance regarding the insights into evaluating blockchain performance, catering to blockchain researchers, and a broader audience of readers.

REFERENCES

- [1] 2022. <https://github.com/bitcoin/bips/blob/master/bip-0141.mediawiki>
- [2] 2023. <https://ethereum.org/en/developers/docs/consensus-mechanisms/pos/>
- [3] 2023. www.blockchain.info
- [4] 2023. <http://www.omnetpp.org>
- [5] Kasra Ahmadi, Molud Esmaili, and Siavash Khorsandi. 2023. A P2P File Sharing Market Based on Blockchain and IPFS with Dispute Resolution Mechanism. In *2023 IEEE International Conference on Artificial Intelligence, Blockchain, and Internet of Things (AIBThings)*. IEEE, 1–5.
- [6] Yong-Yeol Ahn, Seungyeop Han, Haewoon Kwak, Sue Moon, and Hawoong Jeong. 2007. Analysis of topological characteristics of huge online social networking services. In *Proceedings of the 16th international conference on World Wide Web*. 835–844.
- [7] Arnold O Allen. 1990. *Probability, statistics, and queueing theory*. Gulf Professional Publishing.
- [8] Martin F Arlitt and Carey L Williamson. 1996. Web server workload characterization: The search for invariants. *ACM SIGMETRICS Performance Evaluation Review* 24, 1 (1996), 126–137.
- [9] Martin F Arlitt and Carey L Williamson. 1997. Internet web servers: Workload characterization and performance implications. *IEEE/ACM Transactions on networking* 5, 5 (1997), 631–645.
- [10] Norman TJ Bailey. 1954. On queueing processes with bulk service. *Journal of the Royal Statistical Society: Series B (Methodological)* 16, 1 (1954), 80–87.
- [11] Seyed Mojtaba Hosseini Bamakan, Amirhossein Motavali, and Alireza Babaei Bondarti. 2020. A survey of blockchain consensus algorithms performance evaluation criteria. *Expert Systems with Applications* 154 (2020), 113385.
- [12] Paul Barford and Mark Crovella. 1998. Generating representative web workloads for network and server performance evaluation. In *Proceedings of the 1998 ACM SIGMETRICS joint international conference on Measurement and modeling of computer systems*. 151–160.
- [13] Alain Barrat, Marc Barthélemy, and Alessandro Vespignani. 2008. *Dynamical processes on complex networks*. Cambridge university press.

- [14] Fabricio Benevenuto, Tiago Rodrigues, Meeyoung Cha, and Virgílio Almeida. 2009. Characterizing user behavior in online social networks. In *Proceedings of the 9th ACM SIGCOMM Conference on Internet Measurement*. 49–62.
- [15] Iddo Bentov, Charles Lee, Alex Mizrahi, and Meni Rosenfeld. 2014. Proof of activity: Extending bitcoin’s proof of work via proof of stake [extended abstract] y. *ACM SIGMETRICS Performance Evaluation Review* 42, 3 (2014), 34–37.
- [16] Gabriel Bianconi and Mahesh Agrawal. 2018. Predicting bitcoin transactions with network analysis. *snap.stanford.edu* (2018).
- [17] Stefano Bistarelli, Rocco De Nicola, Letterio Galletta, Cosimo Laneve, Ivan Mercanti, and Adele Veschetti. 2023. Stochastic modeling and analysis of the bitcoin protocol in the presence of block communication delays. *Concurrency and Computation: Practice and Experience* 35, 16 (2023), e6749.
- [18] Rory Bowden, Holger Paul Keeler, Anthony E Krzesinski, and Peter G Taylor. 2018. Block arrivals in the bitcoin blockchain. *arXiv preprint arXiv:1801.07447* (2018).
- [19] Vitalik Buterin, Diego Hernandez, Thor Kamphofner, Khiem Pham, Zhi Qiao, Danny Ryan, Juhyeok Sin, Ying Wang, and Yan X Zhang. 2020. Combining GHOST and casper. *arXiv preprint arXiv:2003.03052* (2020).
- [20] Maria Calzarossa, Luisa Massari, and Daniele Tessera. 2000. Workload characterization issues and methodologies. *Performance Evaluation: Origins and Directions* (2000), 459–482.
- [21] Maria Calzarossa, Luisa Massari, and Daniele Tessera. 2016. Workload characterization: A survey revisited. *ACM Computing Surveys (CSUR)* 48, 3 (2016), 1–43.
- [22] Maria Calzarossa and Giuseppe Serazzi. 1993. Workload characterization: A survey. *Proc. IEEE* 81, 8 (1993), 1136–1150.
- [23] Bin Cao, Shouming Huang, Daquan Feng, Lei Zhang, Shengli Zhang, and Mugen Peng. 2019. Impact of network load on direct acyclic graph based blockchain for Internet of Things. In *2019 International Conference on Cyber-Enabled Distributed Computing and Knowledge Discovery (CyberC)*. IEEE, 215–218.
- [24] Bin Cao, Zixin Wang, Long Zhang, Daquan Feng, Mugen Peng, Lei Zhang, and Zhu Han. 2022. Blockchain systems, technologies and applications: A methodology perspective. *IEEE Communications Surveys & Tutorials* (2022).
- [25] Bin Cao, Zhenghui Zhang, Daquan Feng, Shengli Zhang, Lei Zhang, Mugen Peng, and Yun Li. 2020. Performance analysis and comparison of PoW, PoS and DAG based blockchains. *Digital Communications and Networks* 6, 4 (2020), 480–485.
- [26] Fran Casino, Thomas K Dasaklis, and Constantinos Patsakis. 2019. A systematic literature review of blockchain-based applications: Current status, classification and open issues. *Telematics and informatics* 36 (2019), 55–81.
- [27] Franck Cassez, Joanne Fuller, and Aditya Asgaonkar. 2022. Formal verification of the ethereum 2.0 beacon chain. In *International Conference on Tools and Algorithms for the Construction and Analysis of Systems*. Springer, 167–182.
- [28] Miguel Castro, Barbara Liskov, et al. 1999. Practical byzantine fault tolerance. In *OsDI*, Vol. 99. 173–186.
- [29] Mohan L Chaudhry and James GC Templeton. 1983. A first course in bulk queues. (1983).
- [30] The NXT Community. 2104. NXT whitepaper. <https://www.jelurida.com/sites/default/files/NxtWhitepaper.pdf> (July 2104).
- [31] Mikel Cortes-Goicoechea and Leonardo Bautista-Gomez. 2021. Discovering the Ethereum2 P2P network. In *2021 Third International Conference on Blockchain Computing and Applications (BCCA)*. IEEE, 81–88.
- [32] Mohammad Dabbagh, Kim-Kwang Raymond Choo, Amin Beheshti, Mohammad Tahir, and Nader Sohrabi Safa. 2021. A survey of empirical performance evaluation of permissioned blockchain platforms: Challenges and opportunities. *computers & security* 100 (2021), 102078.
- [33] Pietro Danzi, Anders Ellersgaard Kalor, Cedimir Stefanovic, and Petar Popovski. 2018. Analysis of the communication traffic for blockchain synchronization of IoT devices. In *2018 IEEE International Conference on Communications (ICC)*. IEEE, 1–7.
- [34] Christian Decker and Roger Wattenhofer. 2013. Information propagation in the bitcoin network. In *IEEE P2P 2013 Proceedings*. IEEE, 1–10.
- [35] Sergi Delgado-Segura, Cristina Pérez-Sola, Guillermo Navarro-Arribas, and Jordi Herrera-Joancomarti. 2019. Analysis of the bitcoin utxo set. In *Financial Cryptography and Data Security: FC 2018 International Workshops, BITCOIN, VOTING, and WTSC, Nieuwpoort, Curaçao, March 2, 2018, Revised Selected Papers 22*. Springer, 78–91.
- [36] Varun Deshpande, Hakim Badis, and Laurent George. 2018. Btmap: Mapping bitcoin peer-to-peer network topology. In *2018 IFIP/IEEE International Conference on Performance Evaluation and Modeling in Wired and Wireless Networks (PEMWN)*. IEEE, 1–6.
- [37] Tien Tuan Anh Dinh, Rui Liu, Meihui Zhang, Gang Chen, Beng Chin Ooi, and Ji Wang. 2018. Untangling blockchain: A data processing view of blockchain systems. *IEEE transactions on knowledge and data engineering* 30, 7 (2018), 1366–1385.
- [38] Tien Tuan Anh Dinh, Ji Wang, Gang Chen, Rui Liu, Beng Chin Ooi, and Kian-Lee Tan. 2017. Blockbench: A framework for analyzing private blockchains. In *Proceedings of the 2017 ACM international conference on management of data*. 1085–1100.
- [39] Joan Antoni Donet Donet, Cristina Pérez-Sola, and Jordi Herrera-Joancomarti. 2014. The bitcoin P2P network. In *International conference on financial cryptography and data security*. Springer, 87–102.
- [40] F Downton. 1955. Waiting time in bulk service queues. *Journal of the Royal Statistical Society Series B: Statistical Methodology* 17, 2 (1955), 256–261.
- [41] Mikhail Drobysheskiy and Denis Turdakov. 2019. Random graph modeling: A survey of the concepts. *ACM computing surveys (CSUR)* 52, 6 (2019), 1–36.
- [42] David Easley, Maureen O’Hara, and Soumya Basu. 2019. From mining to markets: The evolution of bitcoin transaction fees. *Journal of Financial Economics* 134, 1 (2019), 91–109.
- [43] Jean-Philippe Eisenbarth, Thibault Cholez, and Olivier Perrin. 2021. A comprehensive study of the bitcoin p2p network. In *2021 3rd Conference on Blockchain Research & Applications for Innovative Networks and Services (BRAINS)*. IEEE, 105–112.

- [44] Vasily Elagin, Anastasia Spirkina, Andrei Levakov, and Ilya Belozertsev. 2020. Blockchain behavioral traffic model as a tool to influence service IT security. *Future Internet* 12, 4 (2020), 68.
- [45] P ERDdS and A R&wi. 1959. On random graphs I. *Publ. math. debrecen* 6, 290-297 (1959), 18.
- [46] Molud Esmaili and Reza Javidan. 2020. A distributed blockchain-based video sharing system with copyright, integrity, and immutability. In *2020 8th Iranian Joint Congress on Fuzzy and Intelligent Systems (CFIS)*. IEEE, 86–92.
- [47] Meryam Essaid, Changhyun Lee, and Hongteak Ju. 2023. Characterizing the Bitcoin network topology with Node-Probe. *International Journal of Network Management* (2023), e2230.
- [48] Meryam Essaid, Sejin Park, and Hongteak Ju. 2019. Visualising bitcoin’s dynamic p2p network topooogy and performance. In *2019 IEEE International Conference on Blockchain and Cryptocurrency (ICBC)*. IEEE, 141–145.
- [49] Caixiang Fan, Sara Ghaemi, Hamzeh Khazaei, and Petr Musilek. 2020. Performance evaluation of blockchain systems: A systematic survey. *IEEE Access* 8 (2020), 126927–126950.
- [50] Jiaqi Fan, Zhanyou Ma, Yang Zhang, and Changzhen Zhang. 2021. Analysis of blockchain system based on $M/(M_1, M_2)/1 M/(M_1, M_2)/1$ vacation queueing model. *The Journal of Supercomputing* 77 (2021), 3673–3694.
- [51] Minghong Fang and Jia Liu. 2020. Toward low-cost and stable blockchain networks. In *ICC 2020-2020 IEEE International Conference on Communications (ICC)*. IEEE, 1–6.
- [52] Dror G Feitelson. 2002. Workload modeling for performance evaluation. In *IFIP International Symposium on Computer Performance Modeling, Measurement and Evaluation*. Springer, 114–141.
- [53] Dror G Feitelson. 2015. *Workload modeling for computer systems performance evaluation*. Cambridge University Press.
- [54] Dror G Feitelson and Dan Tsafir. 2006. Workload sanitation for performance evaluation. In *2006 IEEE international symposium on Performance analysis of systems and software*. IEEE, 221–230.
- [55] Md Sadek Ferdous, Mohammad Javed Morshed Chowdhury, and Mohammad A Hoque. 2021. A survey of consensus algorithms in public blockchain systems for crypto-currencies. *Journal of Network and Computer Applications* 182 (2021), 103035.
- [56] Domenico Ferrari. 1972. Workload characterization and selection in computer performance measurement. *Computer* 5, 4 (1972), 18–24.
- [57] Domenico Ferrari. 1984. On the foundations of artificial workload design. *ACM SIGMETRICS Performance Evaluation Review* 12, 3 (1984), 8–14.
- [58] Brian Fralix. 2020. On classes of Bitcoin-inspired infinite-server queueing systems. *Queueing systems* 95, 1-2 (2020), 29–52.
- [59] Maria Frolkova and Michel Mandjes. 2019. A Bitcoin-inspired infinite-server model with a random fluid limit. *Stochastic Models* 35, 1 (2019), 1–32.
- [60] Yue Gao, Jinqiao Shi, Xuebin Wang, Qingfeng Tan, Can Zhao, and Zelin Yin. 2019. Topology measurement and analysis on ethereum p2p network. In *2019 IEEE Symposium on Computers and Communications (ISCC)*. IEEE, 1–7.
- [61] Lina Ge, Jie Wang, and Guifen Zhang. 2022. Survey of consensus algorithms for proof of stake in blockchain. *Security and Communication Networks* 2022 (2022), 1–13.
- [62] Befekadu G Gebraselase, Bjarne E Helvik, and Yuming Jiang. 2021. Transaction characteristics of bitcoin. In *2021 IFIP/IEEE International Symposium on Integrated Network Management (IM)*. IEEE, 544–550.
- [63] Stefan Geissler, Thomas Prantl, Stanislav Lange, Florian Wamser, and Tobias Hossfeld. 2019. Discrete-time analysis of the blockchain distributed ledger technology. In *2019 31st International Teletraffic Congress (ITC 31)*. IEEE, 130–137.
- [64] Adem Efe Gencer, Soumya Basu, Ittay Eyal, Robbert Van Renesse, and Emin Gün Sirer. 2018. Decentralization in bitcoin and ethereum networks. In *Financial Cryptography and Data Security: 22nd International Conference, FC 2018, Nieuwpoort, Curaçao, February 26–March 2, 2018, Revised Selected Papers 22*. Springer, 439–457.
- [65] Arthur Gervais, Ghassan O Karame, Karl Wüst, Vasileios Glykantzis, Hubert Ritzdorf, and Srdjan Capkun. 2016. On the security and performance of proof of work blockchains. In *Proceedings of the 2016 ACM SIGSAC conference on computer and communications security*. 3–16.
- [66] Yossi Gilad, Rotem Hemo, Silvio Micali, Georgios Vlachos, and Nickolai Zeldovich. 2017. Algorand: Scaling byzantine agreements for cryptocurrencies. In *Proceedings of the 26th symposium on operating systems principles*. 51–68.
- [67] Edgar N Gilbert. 1959. Random graphs. *The Annals of Mathematical Statistics* 30, 4 (1959), 1141–1144.
- [68] Phillipa Gill, Martin Arlitt, Zongpeng Li, and Anirban Mahanti. 2007. Youtube traffic characterization: a view from the edge. In *Proceedings of the 7th ACM SIGCOMM conference on Internet measurement*. 15–28.
- [69] Stuart Haber and W. Scott Stornetta. 1991. How to Time-Stamp a Digital Document. In *Advances in Cryptology-CRYPTO’ 90*, Alfred J. Menezes and Scott A. Vanstone (Eds.). Springer Berlin Heidelberg, Berlin, Heidelberg, 437–455.
- [70] Abdelatif Hafid, Abdelhakim Senhaji Hafid, and Mustapha Samih. 2020. Scaling blockchains: A comprehensive survey. *IEEE access* 8 (2020), 125244–125262.
- [71] Windsor W Hsu and Alan Jay Smith. 2003. Characteristics of I/O traffic in personal computer and server workloads. *IBM Systems Journal* 42, 2 (2003), 347–372.
- [72] Dongyan Huang, Xiaoli Ma, and Shengli Zhang. 2019. Performance analysis of the raft consensus algorithm for private blockchains. *IEEE Transactions on Systems, Man, and Cybernetics: Systems* 50, 1 (2019), 172–181.
- [73] Huawei Huang, Wei Kong, Sicong Zhou, Zibin Zheng, and Song Guo. 2021. A survey of state-of-the-art on blockchains: Theories, modelings, and tools. *ACM Computing Surveys (CSUR)* 54, 2 (2021), 1–42.
- [74] Marco Hünseler and Kerstin Lemke-Rust. 2021. Simulating an Ethereum 2.0 Beacon Chain Network. In *2021 Eighth International Conference on Software Defined Systems (SDS)*. IEEE, 01–08.

- [75] Sunghwan Ihm and Vivek S Pai. 2011. Towards understanding modern web traffic. In *Proceedings of the 2011 ACM SIGCOMM conference on Internet measurement conference*. 295–312.
- [76] Muhammad Anas Imtiaz, David Starobinski, Ari Trachtenberg, and Nabeel Younis. 2019. Churn in the bitcoin network: Characterization and impact. In *2019 IEEE International Conference on Blockchain and Cryptocurrency (ICBC)*. IEEE, 431–439.
- [77] Raj Jain and Shawn Routhier. 1986. Packet trains—measurements and a new model for computer network traffic. *IEEE journal on selected areas in Communications* 4, 6 (1986), 986–995.
- [78] NK Jaiswal. 1960. Bulk-service queuing problem. *Operations Research* 8, 1 (1960), 139–143.
- [79] NK Jaiswal. 1960. Time-dependent solution of the bulk-service queuing problem. *Operations Research* 8, 6 (1960), 773–781.
- [80] Lili Jiang, Xiaolin Chang, Yuhang Liu, Jelena Mišić, and Vojislav B Mišić. 2020. Performance analysis of Hyperledger Fabric platform: A hierarchical model approach. *Peer-to-Peer Networking and Applications* 13 (2020), 1014–1025.
- [81] Rune Jidrot and Gnanapalaniselvi Perumal. 2021. Workload Characterization and Performance Evaluation of a Blockchain Implementation for Managing Federated Cloud Resources-Assuming a Peer-to-peer Energy Management Use Case.
- [82] Hongyue Kang, Xiaolin Chang, Jelena Mišić, Vojislav B Mišić, Yingying Yao, and Zhi Chen. 2020. Stochastic modeling approaches for analyzing blockchain: A survey. *arXiv preprint arXiv:2009.05945* (2020).
- [83] Thomas Karagiannis, Mart Molle, Michalis Faloutsos, and Andre Broido. 2004. A nonstationary Poisson view of Internet traffic. In *IEEE INFOCOM 2004*, Vol. 3. IEEE, 1558–1569.
- [84] Kostis Karantias, Aggelos Kiayias, and Dionysis Zindros. 2020. Proof-of-burn. In *Financial Cryptography and Data Security: 24th International Conference, FC 2020, Kota Kinabalu, Malaysia, February 10–14, 2020 Revised Selected Papers 24*. Springer, 523–540.
- [85] Shoji Kasahara. 2021. Performance modeling of Bitcoin blockchain: Mining mechanism and transaction-confirmation process. *IEICE Transactions on Communications* 104, 12 (2021), 1455–1464.
- [86] Shoji Kasahara and Jun Kawahara. 2016. Effect of Bitcoin fee on transaction-confirmation process. *arXiv preprint arXiv:1604.00103* (2016).
- [87] Manpreet Kaur, Mohammad Zubair Khan, Shikha Gupta, Abdulfattah Noorwali, Chinmay Chakraborty, and Subhendu Kumar Pani. 2021. MBCP: Performance analysis of large scale mainstream blockchain consensus protocols. *IEEE Access* 9 (2021), 80931–80944.
- [88] Yoshiaki Kawase and Shoji Kasahara. 2017. Transaction-confirmation time for bitcoin: A queueing analytical approach to blockchain mechanism. In *Queueing Theory and Network Applications: 12th International Conference, QTNA 2017, Qinhuangdao, China, August 21–23, 2017, Proceedings 12*. Springer, 75–88.
- [89] Yoshiaki Kawase and Shoji Kasahara. 2018. A batch-service queueing system with general input and its application to analysis of mining process for bitcoin blockchain. In *2018 IEEE International Conference on Internet of Things (iThings) and IEEE Green Computing and Communications (GreenCom) and IEEE Cyber, Physical and Social Computing (CPSCom) and IEEE Smart Data (SmartData)*. IEEE, 1440–1447.
- [90] Zuqiang Ke and Nohpill Park. 2021. A queueing model for industrial public blockchains and validation. In *2021 22nd IEEE international conference on industrial technology (ICIT)*, Vol. 1. IEEE, 712–717.
- [91] David G Kendall. 1953. Stochastic processes occurring in the theory of queues and their analysis by the method of the imbedded Markov chain. *The Annals of Mathematical Statistics* (1953), 338–354.
- [92] Dodo Khan, Low Tang Jung, and Manzoor Ahmed Hashmani. 2021. Systematic literature review of challenges in blockchain scalability. *Applied Sciences* 11, 20 (2021), 9372.
- [93] Rachid El Abdouni Khayari, Ramin Sadre, and Boudewijn R Haverkort. 2003. Fitting world-wide web request traces with the EM-algorithm. *Performance Evaluation* 52, 2-3 (2003), 175–191.
- [94] Soohyeong Kim, Yongseok Kwon, and Sunghyun Cho. 2018. A survey of scalability solutions on blockchain. In *2018 International Conference on Information and Communication Technology Convergence (ICTC)*. IEEE, 1204–1207.
- [95] Seoung Kyun Kim, Zane Ma, Siddharth Murali, Joshua Mason, Andrew Miller, and Michael Bailey. 2018. Measuring ethereum network peers. In *Proceedings of the Internet Measurement Conference 2018*. 91–104.
- [96] Sunny King and Scott Nadal. 2012. Ppcoin: Peer-to-peer crypto-currency with proof-of-stake. *self-published paper*, August 19, 1 (2012).
- [97] Intel: Sawtooth Lake. 2017. Proof of Elapsed Time (POET). <https://intelledger.github.io/> (2017).
- [98] Leslie Lamport, Robert Shostak, and Marshall Pease. 2019. The Byzantine generals problem. In *Concurrency: the works of leslie lamport*. 203–226.
- [99] Laphou Lao, Zecheng Li, Songlin Hou, Bin Xiao, Songtao Guo, and Yuanyuan Yang. 2020. A survey of IoT applications in blockchain systems: Architecture, consensus, and traffic modeling. *ACM Computing Surveys (CSUR)* 53, 1 (2020), 1–32.
- [100] Daniel Larimer. 2014. Delegated proof-of-stake (dpos). *Bitshare whitepaper* 81 (2014), 85.
- [101] Xi Tong Lee, Arijit Khan, Sourav Sen Gupta, Yu Hann Ong, and Xuan Liu. 2020. Measurements, analyses, and insights on the entire ethereum blockchain network. In *Proceedings of The Web Conference 2020*. 155–166.
- [102] Will E Leland, Murad S Taqqu, Walter Willinger, and Daniel V Wilson. 1994. On the self-similar nature of Ethernet traffic (extended version). *IEEE/ACM Transactions on networking* 2, 1 (1994), 1–15.
- [103] Cristian Lepore, Michela Ceria, Andrea Visconti, Udai Pratap Rao, Kaushal Arvindbhai Shah, and Luca Zanolini. 2020. A survey on blockchain consensus with a performance comparison of PoW, PoS and pure PoS. *Mathematics* 8, 10 (2020), 1782.
- [104] Juanjuan Li, Yong Yuan, Shuai Wang, and Fei-Yue Wang. 2018. Transaction queueing game in bitcoin blockchain. In *2018 IEEE Intelligent Vehicles Symposium (IV)*. IEEE, 114–119.

- [105] Quan-Lin Li, Jing-Yu Ma, and Yan-Xia Chang. 2018. Blockchain queue theory. In *Computational Data and Social Networks: 7th International Conference, CSoNet 2018, Shanghai, China, December 18–20, 2018, Proceedings 7*. Springer, 25–40.
- [106] Quan-Lin Li, Jing-Yu Ma, Yan-Xia Chang, Fan-Qi Ma, and Hai-Bo Yu. 2019. Markov processes in blockchain systems. *Computational Social Networks* 6, 1 (2019), 1–28.
- [107] Yixin Li, Bin Cao, Mugen Peng, Long Zhang, Lei Zhang, Daquan Feng, and Jihong Yu. 2020. Direct acyclic graph-based ledger for Internet of Things: Performance and security analysis. *IEEE/ACM Transactions on Networking* 28, 4 (2020), 1643–1656.
- [108] Wenjuan Lian, Qi Fan, Bin Jia, and Yongquan Liang. 2020. A blockchain prediction model on time, value, and purchase based on Markov chain and queuing theory in Stock trade. *Mathematical Problems in Engineering* 2020 (2020), 1–13.
- [109] Xueping Liang, Juan Zhao, Sachin Shetty, Jihong Liu, and Danyi Li. 2017. Integrating blockchain for data sharing and collaboration in mobile healthcare applications. In *2017 IEEE 28th annual international symposium on personal, indoor, and mobile radio communications (PIMRC)*. IEEE, 1–5.
- [110] Xintong Ling, Yuwei Le, Jiaheng Wang, Zhi Ding, and Xiqi Gao. 2020. Practical modeling and analysis of blockchain radio access network. *IEEE Transactions on Communications* 69, 2 (2020), 1021–1037.
- [111] Xintong Ling, Jiaheng Wang, Taha Bouchoucha, Bernard C Levy, and Zhi Ding. 2019. Blockchain radio access network (B-RAN): Towards decentralized secure radio access paradigm. *IEEE Access* 7 (2019), 9714–9723.
- [112] Xuefeng Liu, Gansen Zhao, Xinming Wang, Yixing Lin, Ziheng Zhou, Hua Tang, and Bingchuan Chen. 2019. MDP-based quantitative analysis framework for proof of authority. In *2019 International Conference on Cyber-Enabled Distributed Computing and Knowledge Discovery (CyberC)*. IEEE, 227–236.
- [113] Zhen Liu, Nicolas Niclausse, and César Jalpa-Villanueva. 2001. Traffic model and performance evaluation of web servers. *Performance Evaluation* 46, 2-3 (2001), 77–100.
- [114] Fan-Qi Ma, Quan-Lin Li, Yi-Han Liu, and Yan-Xia Chang. 2022. Stochastic performance modeling for practical byzantine fault tolerance consensus in the blockchain. *Peer-to-Peer Networking and Applications* 15, 6 (2022), 2516–2528.
- [115] Zhanyou Ma, Jiaqi Fan, Yang Zhang, and Lin Liu. 2020. Performance analysis of blockchain consensus system with interference factors and sleep stage. *IEEE Access* 8 (2020), 119010–119019.
- [116] Soohoon Maeng, Meryam Essaid, Changhyun Lee, Sejin Park, and Hongteak Ju. 2021. Visualization of Ethereum P2P network topology and peer properties. *International Journal of Network Management* 31, 6 (2021), e2175.
- [117] Raheel Ahmed Memon, Jian Ping Li, and Junaid Ahmed. 2019. Simulation model for blockchain systems using queuing theory. *Electronics* 8, 2 (2019), 234.
- [118] Daniel A Menasce, Virgilio AF Almeida, Lawrence W Dowdy, and Larry Dowdy. 2004. *Performance by design: computer capacity planning by example*. Prentice Hall Professional.
- [119] Silvio Micali, Michael Rabin, and Salil Vadhan. 1999. Verifiable random functions. In *40th annual symposium on foundations of computer science (cat. No. 99CB37039)*. IEEE, 120–130.
- [120] Andrew Miller, James Litton, Andrew Pachulski, Neal Gupta, Dave Levin, Neil Spring, Bobby Bhattacharjee, et al. 2015. Discovering bitcoin’s public topology and influential nodes. *et al* (2015).
- [121] Du Mingxiao, Ma Xiaofeng, Zhang Zhe, Wang Xiangwei, and Chen Qijun. 2017. A review on consensus algorithm of blockchain. In *2017 IEEE international conference on systems, man, and cybernetics (SMC)*. IEEE, 2567–2572.
- [122] Jelena Misić, Vojislav B Misić, Xiaolin Chang, Saeideh G Motlagh, and M Zulfiker Ali. 2019. Block delivery time in Bitcoin distribution network. In *ICC 2019-2019 IEEE International Conference on Communications (ICC)*. IEEE, 1–7.
- [123] Jelena Misić, Vojislav B Misić, Xiaolin Chang, Saeideh Gholamrezazadeh Motlagh, and M Zulfiker Ali. 2019. Modeling of bitcoin’s blockchain delivery network. *IEEE Transactions on Network Science and Engineering* 7, 3 (2019), 1368–1381.
- [124] Bhabendu Kumar Mohanta, Debasish Jena, Soumyashree S Panda, and Srichandan Sobhanayak. 2019. Blockchain technology: A survey on applications and security privacy challenges. *Internet of Things* 8 (2019), 100107.
- [125] Ahmed Afif Monrat, Olov Schelén, and Karl Andersson. 2019. A survey of blockchain from the perspectives of applications, challenges, and opportunities. *IEEE Access* 7 (2019), 117134–117151.
- [126] Satoshi Nakamoto. 2008. Bitcoin: A peer-to-peer electronic cash system. *Decentralized business review* (2008).
- [127] NEO. 2014. Delegated Byzantine Fault Tolerance. <http://docs.neo.org/en-us/> (2014).
- [128] Marcel F Neuts. 1967. A general class of bulk queues with Poisson input. *The Annals of Mathematical Statistics* 38, 3 (1967), 759–770.
- [129] Cong T Nguyen, Dinh Thai Hoang, Diep N Nguyen, Dusit Niyato, Huynh Tuong Nguyen, and Eryk Dutkiewicz. 2019. Proof-of-stake consensus mechanisms for future blockchain networks: fundamentals, applications and opportunities. *IEEE access* 7 (2019), 85727–85745.
- [130] Marcela T Oliveira, Gabriel R Carrara, Natalia C Fernandes, Célio VN Albuquerque, Ricardo C Carrano, Dianne SV Medeiros, and Diogo MF Mattos. 2019. Towards a performance evaluation of private blockchain frameworks using a realistic workload. In *2019 22nd conference on innovation in clouds, internet and networks and workshops (ICIN)*. IEEE, 180–187.
- [131] Damilare Peter Oyinloye, Je Sen Teh, Norziana Jamil, and Moatsum Alawida. 2021. Blockchain consensus: An overview of alternative protocols. *Symmetry* 13, 8 (2021), 1363.
- [132] Nikolaos Papadis, Sem Borst, Anwar Walid, Mohamed Grissa, and Leandros Tassioulas. 2018. Stochastic models and wide-area network measurements for blockchain design and analysis. In *IEEE INFOCOM 2018-IEEE Conference on Computer Communications*. IEEE, 2546–2554.

- [133] Nohpill Park, Abhilash Kancharla, and Hye-Young Kim. 2020. A Real-Time Chain and Variable Bulk Arrival and Variable Bulk Service (VBAVBS) Model with λF . *Applied Sciences* 10, 10 (2020), 3651.
- [134] Li Peng, Wei Feng, Zheng Yan, Yafeng Li, Xiaokang Zhou, and Shohei Shimizu. 2021. Privacy preservation in permissionless blockchain: A survey. *Digital Communications and Networks* 7, 3 (2021), 295–307.
- [135] Suporn Pongnumkul, Chaiyaphum Siripanpornchana, and Suttipong Thajchayapong. 2017. Performance analysis of private blockchain platforms in varying workloads. In *2017 26th international conference on computer communication and networks (ICCCN)*. IEEE, 1–6.
- [136] Joseph Poon and Thaddeus Dryja. 2016. The bitcoin lightning network: Scalable off-chain instant payments. (2016).
- [137] Jiaying Qi, Jing Yu, and Shunfu Jin. 2020. Nash equilibrium and social optimization of transactions in blockchain system based on discrete-time queue. *IEEE Access* 8 (2020), 73614–73622.
- [138] Gholamreza Ramezan, Cyril Leung, and Chunyan Miao. 2020. Optimal transaction queue waiting in blockchain mining. *arXiv preprint arXiv:2011.10886* (2020).
- [139] Saulo Ricci, Eduardo Ferreira, Daniel Sadoc Menasche, Artur Ziviani, Jose Eduardo Souza, and Alex Borges Vieira. 2019. Learning blockchain delays: A queueing theory approach. *ACM SIGMETRICS Performance Evaluation Review* 46, 3 (2019), 122–125.
- [140] Juan Jesus Rico-Pena, Raquel Arguedas-Sanz, and Carmen Lopez-Martin. 2023. Models used to characterise blockchain features. A systematic literature review and bibliometric analysis. *Technovation* 123 (2023), 102711.
- [141] Dimitri Saingre, Thomas Ledoux, and Jean-Marc Menaud. 2020. BCTMark: a framework for benchmarking blockchain technologies. In *2020 IEEE/ACS 17th International Conference on Computer Systems and Applications (AICCSA)*. IEEE, 1–8.
- [142] Abdurrashid Ibrahim Sanka and Ray CC Cheung. 2021. A systematic review of blockchain scalability: Issues, solutions, analysis and future research. *Journal of Network and Computer Applications* 195 (2021), 103232.
- [143] Karthikeyan Sankaralingam, Simha Sethumadhavan, and James C Browne. 2003. Distributed pagerank for p2p systems. In *High Performance Distributed Computing, 2003. Proceedings. 12th IEEE International Symposium on*. IEEE, 58–68.
- [144] Jongho Seol, Abhilash Kancharla, Zuqiang Ke, Hyeyoung Kim, and Nohpill Park. 2020. A variable bulk arrival and static bulk service queueing model for blockchain. In *Proceedings of the 2nd ACM International Symposium on Blockchain and Secure Critical Infrastructure*. 63–72.
- [145] István András Seres, László Gulyás, Dániel A Nagy, and Péter Burcsi. 2020. Topological analysis of bitcoin’s lightning network. In *Mathematical Research for Blockchain Economy: 1st International Conference MARBLE 2019, Santorini, Greece*. Springer, 1–12.
- [146] Yahya Shahsavari, Kaiwen Zhang, and Chamseddine Talhi. 2019. Performance modeling and analysis of the bitcoin inventory protocol. In *2019 IEEE International Conference on Decentralized Applications and Infrastructures (DAPPCON)*. IEEE, 79–88.
- [147] Yahya Shahsavari, Kaiwen Zhang, and Chamseddine Talhi. 2020. A theoretical model for block propagation analysis in bitcoin network. *IEEE Transactions on Engineering Management* 69, 4 (2020), 1459–1476.
- [148] SR Shishira, A Kandasamy, and K Chandrasekaran. 2017. Workload characterization: Survey of current approaches and research challenges. In *Proceedings of the 7th international conference on computer and communication technology*. 151–156.
- [149] Amritraj Singh, Reza M Parizi, Meng Han, Ali Dehghantanha, Hadis Karimipour, and Kim-Kwang Raymond Choo. 2020. Public blockchains scalability: An examination of sharding and segregated witness. *Blockchain cybersecurity, trust and privacy* (2020), 203–232.
- [150] Sergey Smetanin, Aleksandr Ometov, Mikhail Komarov, Pavel Masek, and Yevgeni Koucheryavy. 2020. Blockchain evaluation approaches: State-of-the-art and future perspective. *Sensors* 20, 12 (2020), 3358.
- [151] Anastasia V Spirkina, Elizaveta A Aptrieva, Vasilij S Elagin, Artem A Shvidkiy, and Anastasiia A Savelieva. 2020. Approaches to modeling blockchain systems. In *2020 12th International Congress on Ultra Modern Telecommunications and Control Systems and Workshops (ICUMT)*. IEEE, 242–247.
- [152] Riktesh Srivastava. 2019. Mathematical assessment of blocks acceptance in blockchain using Markov model. *International Journal of Blockchains and Cryptocurrencies* 1, 1 (2019), 42–53.
- [153] Harish Sukhwani, José M Martínez, Xiaolin Chang, Kishor S Trivedi, and Andy Rindos. 2017. Performance modeling of PBFT consensus process for permissioned blockchain network (hyperledger fabric). In *2017 IEEE 36th symposium on reliable distributed systems (SRDS)*. IEEE, 253–255.
- [154] Harish Sukhwani, Nan Wang, Kishor S Trivedi, and Andy Rindos. 2018. Performance modeling of hyperledger fabric (permissioned blockchain network). In *2018 IEEE 17th international symposium on network computing and applications (NCA)*. IEEE, 1–8.
- [155] Melanie Swan. 2015. *Blockchain: Blueprint for a new economy*. " O’Reilly Media, Inc."
- [156] Uma Tadakamalla and Daniel A Menascé. 2019. Characterization of IoT workloads. In *Edge Computing–EDGE 2019: Third International Conference, Held as Part of the Services Conference Federation, SCF 2019, San Diego, CA, USA, June 25–30, 2019, Proceedings 3*. Springer, 1–15.
- [157] Parth Thakkar, Senthil Nathan, and Balaji Viswanathan. 2018. Performance benchmarking and optimizing hyperledger fabric blockchain platform. In *2018 IEEE 26th international symposium on modeling, analysis, and simulation of computer and telecommunication systems (MASCOTS)*. IEEE, 264–276.
- [158] Sushil Mahavir Varma and Siva Theja Maguluri. 2021. Throughput optimal routing in blockchain-based payment systems. *IEEE Transactions on Control of Network Systems* 8, 4 (2021), 1859–1868.
- [159] Pavel Vasin. 2014. Bitcoin’s proof-of-stake protocol v2. URL: <https://blackcoin.co/blackcoin-pos-protocol-v2-whitepaper.pdf> 71 (2014).
- [160] P Vesely, S Skoda, I Kolomiets, B Stöberl, and T Klynina. 2021. Bitcoin: A Queueing Analytical Approach. In *CEUR Workshop Proceedings*. 2021.
- [161] Andrei Vladyko, Anastasia Spirkina, and Vasilij Elagin. 2021. Towards practical applications in modeling blockchain system. *Future Internet* 13, 5 (2021), 125.

- [162] Shaohua Wan, Meijun Li, Gaoyang Liu, and Chen Wang. 2020. Recent advances in consensus protocols for blockchain: a survey. *Wireless networks* 26 (2020), 5579–5593.
- [163] Rui Wang, Kejiang Ye, and Cheng-Zhong Xu. 2019. Performance benchmarking and optimization for blockchain systems: A survey. In *Blockchain–ICBC 2019: Second International Conference, Held as Part of the Services Conference Federation, SCF 2019, San Diego, CA, USA, June 25–30, 2019, Proceedings 2*. Springer, 171–185.
- [164] Yang Xiao, Ning Zhang, Wenjing Lou, and Y Thomas Hou. 2020. A survey of distributed consensus protocols for blockchain networks. *IEEE Communications Surveys & Tutorials* 22, 2 (2020), 1432–1465.
- [165] Junfeng Xie, F Richard Yu, Tao Huang, Renchao Xie, Jiang Liu, and Yunjie Liu. 2019. A survey on the scalability of blockchain systems. *IEEE network* 33, 5 (2019), 166–173.
- [166] Jie Xu, Cong Wang, and Xiaohua Jia. 2023. A survey of blockchain consensus protocols. *Comput. Surveys* (2023).
- [167] Xiaolong Xu, Dawei Zhu, Xiaoxian Yang, Shuo Wang, Lianyong Qi, and Wanchun Dou. 2021. Concurrent practical byzantine fault tolerance for integration of blockchain and supply chain. *ACM Transactions on Internet Technology (TOIT)* 21, 1 (2021), 1–17.
- [168] Di Yang, Chengnian Long, Han Xu, and Shaoliang Peng. 2020. A review on scalability of blockchain. In *Proceedings of the 2020 the 2nd International Conference on Blockchain Technology*. 1–6.
- [169] Pu Yuan, Kan Zheng, Xiong Xiong, Kuan Zhang, and Lei Lei. 2020. Performance modeling and analysis of a Hyperledger-based system using GSPN. *Computer Communications* 153 (2020), 117–124.
- [170] Huijuan Zhang, Chengxin Jin, and Hejie Cui. 2018. A method to predict the performance and storage of executing contract for ethereum consortium-blockchain. In *Blockchain–ICBC 2018: First International Conference, Held as Part of the Services Conference Federation, SCF 2018, Seattle, WA, USA, June 25–30, 2018, Proceedings 1*. Springer, 63–74.
- [171] Haihua Zhang, Laphou Lao, Chang Shu, and Bin Xiao. 2021. Analysis of the communication traffic model for permissioned blockchain based on proof-of-work. In *ICC 2021–IEEE International Conference on Communications*. IEEE, 1–6.
- [172] Lin Zhao, Sourav Sen Gupta, Arijit Khan, and Robby Luo. 2021. Temporal analysis of the entire ethereum blockchain network. In *Proceedings of the Web Conference 2021*. 2258–2269.
- [173] Wenjuan Zhao, Shunfu Jin, and Wuyi Yue. 2019. Analysis of the average confirmation time of transactions in a blockchain system. In *International Conference on Queueing Theory and Network Applications*. Springer, 379–388.
- [174] Jiawen Zheng, Liu Yang, Wei Zhou, and Heng Liu. 2023. Graph-based Analysis of the Algorand Blockchain Network. In *2023 International Conference on Blockchain Technology and Information Security (ICBCTIS)*. IEEE, 80–87.
- [175] Kai Zheng, Ying Liu, Chuanyu Dai, Yanli Duan, and Xin Huang. 2018. Model checking PBFT consensus mechanism in healthcare blockchain network. In *2018 9th International conference on information technology in medicine and education (ITME)*. IEEE, 877–881.
- [176] Xiaoying Zheng, Yongxin Zhu, and Xueming Si. 2019. A survey on challenges and progresses in blockchain technologies: A performance and security perspective. *Applied Sciences* 9, 22 (2019), 4731.
- [177] Qiheng Zhou, Huawei Huang, Zibin Zheng, and Jing Bian. 2020. Solutions to scalability of blockchain: A survey. *Ieee Access* 8 (2020), 16440–16455.