

Do Large Language Models Mirror Cognitive Language Processing?

Yuqi Ren¹, Renren Jin¹, Tongxuan Zhang², Deyi Xiong^{1*}

¹College of Intelligence and Computing, Tianjin University, Tianjin, China

²College of Computer and Information Engineering, Tianjin Normal University, Tianjin, China

{ryq20, rrjin, dyxiong}@tju.edu.cn

txzhang@tjnu.edu.cn

Abstract

Large language models (LLMs) have demonstrated remarkable capabilities in text comprehension and logical reasoning, achieving or even surpassing human-level performance in numerous cognition tasks. As LLMs are trained from massive textual outputs of human language cognition, it is natural to ask whether LLMs mirror cognitive language processing. Or to what extent LLMs resemble cognitive language processing? In this paper, we propose a novel method that bridge between LLM representations and human cognition signals to evaluate how effectively LLMs simulate cognitive language processing. We employ Representational Similarity Analysis (RSA) to measure the alignment between 16 mainstream LLMs and fMRI signals of the brain. We empirically investigate the impact of a variety of factors (e.g., model scaling, alignment training, instruction appending) on such LLM-brain alignment. Experimental results indicate that model scaling is positively correlated with LLM-brain similarity,¹ and alignment training can significantly improve LLM-brain similarity. Additionally, the performance of a wide range of LLM evaluations (e.g., MMLU, Chatbot Arena) is highly correlated with the LLM-brain similarity.

1 Introduction

Large language models, e.g., GPT-4, have progressively approached human-level language comprehension and generation, demonstrating outstanding language perception capabilities. As LLMs are usually pre-trained on a huge amount of texts and then tuned with a wide range of high-quality instructions, both of which can be considered as the textual outputs of human language cognition, it

is natural to ask: do LLMs mirror human cognitive language processing? Or to what extent LLM representations are “similar” to cognitive language processing signals of the brain? Answering such questions might facilitate us to understand the inner workings of LLMs, the impact of various factors (e.g., model scaling) on LLMs, evaluations of LLMs etc.

Previous studies have explored the assessment of consistency between representations learned by pre-trained language models and cognitive processing signals. For instance, [Schrimpf et al. \(2021\)](#) compare human neuroimaging data with representations from 43 pre-trained language models that are smaller than 1B-sized LLMs, revealing that language models with stronger predictive abilities for the next word exhibit greater alignment with human brain. Nevertheless, it is yet to be tested whether the latest LLMs maintain consistency with human cognitive data.

This paper aims to assess the extent to which LLMs mirror cognitive language processing activity and subsequently analyze the impacts of different factors (e.g., model scaling, alignment training) on such LLM-brain alignment. Specifically, we adopt functional magnetic resonance imaging (fMRI) signals as human cognitive language processing signals, and RSA ([Kriegeskorte et al., 2008](#)), widely used in neuroscience, to compute similarity scores between LLM representations and human cognitive language processing signals. The framework of such LLM-brain similarity computation is illustrated in Figure 1.

Our experiments comprise 16 open-source LLMs, trained with various scaling strategies and instruction tuning methods (i.e., pre-training, supervised fine-tuning, reinforcement learning with human feedback), to investigate the impact of model scaling and alignment training on LLM-brain similarity. Given that these models are predominantly trained in English, we further analyze the correla-

* Corresponding author.

¹For notational simplicity, we refer to the similarity between LLM representations and brain cognitive language processing signals as LLM-brain similarity.

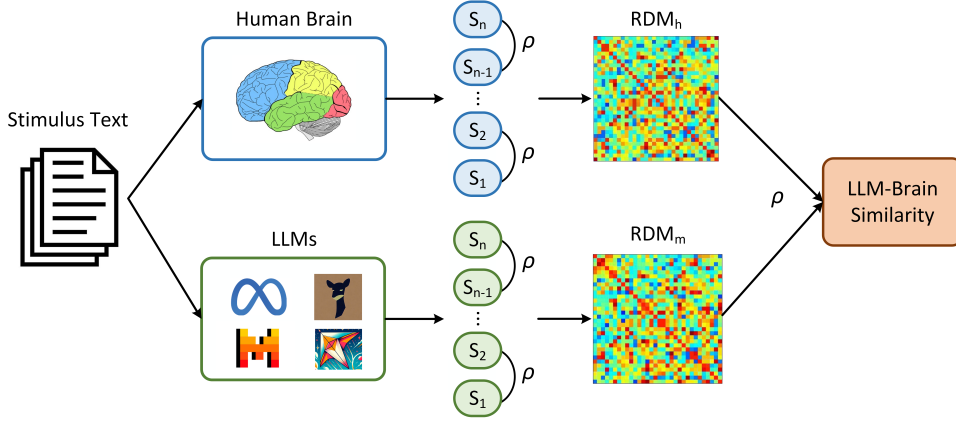


Figure 1: Diagram of the proposed LLM-brain similarity estimation framework. ‘S’ denotes sentence representations from different modalities. ‘ ρ ’ denotes the Pearson correlation coefficient.

tions between cognitive language processing signals of native English speakers vs. bilingual speakers and LLM representations. Additionally, we investigate the impact of instruction appending on the human intention understanding abilities of LLMs and the relationship between LLM emotions and human emotions.

Our main contributions can be summarized as follows.

- We employ human cognitive language processing signals to assess the resemblance between LLMs and human cognition. By analyzing the similarity of 16 LLMs to human cognitive language processing, we investigate the impact of various factors, such as model scaling, alignment training, instruction appending, on the LLM-brain similarity.
- Our findings indicate that LLMs exhibit high similarity to brain cognitive language processing in positive emotions, suggesting that LLMs generate positive emotional text like human.
- Experimental results reveal that bilingual speakers exhibit a higher LLM-brain similarity score than native English speakers, implying that the representation space of LLMs is inherently universal.
- We observe a high degree of consistency between the performance of a wide range of LLM evaluations (e.g., MMLU, Chatbot Arena) and LLM-brain similarity, indicating that the LLM-brain similarity holds substantial potential to evaluate the capabilities of LLMs.

2 Related Work

LLMs and Human Cognitive Language Processing The emergence of LLMs, e.g., chatGPT (OpenAI, 2023), has marked a significant advancement in artificial general intelligence (AGI), generating text that is increasingly challenging to be distinguished from human outputs. Various studies analyze the correlations between LLMs and humans from the perspective of human cognition. The performance of LLMs in maintaining numerical agreement between subjects and verbs, has been explored to discern whether LLMs exhibit the hierarchical language structures (combining words to form compositional meanings) from human cognitive language processing (Wilcox et al., 2019; Ettinger, 2020). Probing methodologies have also been used to assess the extent to which LLMs adhere to abstract rules resembling those observed in human cognitive language processing (Belinkov, 2022; Wu et al., 2022). Additionally, human is able to abstract long-term linguistic information into a situation model (Van Dijk et al., 1983), whereas LLMs may struggle to accurately construct situation models within shorter text (Schuster and Linzen, 2022). In this paper, we employ a direct way to explore the relationship between LLMs and human cognitive language processing with cognitive processing signals of the human brain.

Cognitively-Inspired NLP The relationship between brain cognitive processing and NLP models has remained a prominent area of research. Numerous studies explore how embedding representations of words and sentences extracted from NLP models correspond to fMRI or MEG recordings (Mitchell et al., 2008; Huth et al., 2016; Pereira

Positive	Negative
great	war
charming	sin
successful	stupid
pleasure	prison
laugh	pain
elegance	liar
kindness	angry
smiling	damage
accomplished	sad
impress	poor

Table 1: 10 positive concepts vs. 10 negative concepts, serving as proxies to positive and negative emotions.

et al., 2018). Hollenstein et al. (2019) propose a framework for cognitive word embedding evaluation called CogniVal. This framework assesses the extent to which language model representations reflect semantic information in the human brain across three modalities: eye-tracking, EEG, and fMRI. Xu et al. (2016) introduce a lightweight tool named BrainBench, designed to evaluate the word semantics in distributional models, using fMRI images corresponding to 60 concrete nouns. Toneva and Wehbe (2019) interpret the differences among 4 language models concerning layer depth, context length, and attention types using fMRI data. By leveraging insights from attention experiments, the performance of syntax-related tasks is enhanced.

3 Methodology

To investigate the extent to which LLMs align with brain cognitive language processing, we employ the RSA (Kriegeskorte et al., 2008) method to calculate the similarity in representations of human brains and LLMs under the same stimulus text. Furthermore, we explore the sensitivity of LLM-brain similarity to appended instructions and investigate resemblances between LLMs and brain cognitive language processing in emotional expression through crafted prompts.

3.1 LLM-Brain Similarity Estimation

RSA is a widely-used technique for comparing cross-modal representation spaces and has found extensive applications in cognitive neuroscience. This method can also be employed to quantify the relationship between neuroscience and neural network models (King et al., 2019; Marjeh et al., 2023, 2022).

We hence use RSA for measuring the LLM-brain similarity. Firstly, we compute representation dissimilarity matrix (RDM) separately for brain cognitive processing signals and LLMs embeddings. For each pair of stimulus sentences, we calculate the Pearson correlation coefficient (ρ) of their representations (either LLM representations or brain cognitive processing signals). Consequently, both the human brain (RDM_h) and the LLM (RDM_m) yield a diagonal symmetric dissimilarity matrix of size $n * n$, where n is the number of stimulus sentences. We formulate it as follows:

$$RDM = \begin{bmatrix} \rho(S_1, S_1) & \cdots & \rho(S_1, S_n) \\ \vdots & \ddots & \vdots \\ \rho(S_n, S_1) & \cdots & \rho(S_n, S_n) \end{bmatrix} \quad (1)$$

We then estimate the similarity between RDM_m and RDM_h using the Pearson correlation coefficient. High correlation score implies that representations learned by the LLM are highly aligned to cognitive processing signals of the brain.

$$Sim = \rho(RDM_h, RDM_m) \quad (2)$$

3.2 Instruction Appending

Instruction tuning significantly enhances the following ability of LLMs to human intentions. We hence want to check if appended instructions would increase the LLM-brain similarity.

To assess the sensitivity of the LLM-brain similarity to appended instructions, we compare the effects of appending no instructions (vanilla input), appending explicit instructions, and appending noisy instructions on the LLM-brain similarity. No-instruction-appending involves directly feeds text into LLMs without any prefixes. To compare the effect of instruction on the same task, we add the prefix ‘‘Please complete the following text:’’ to the same text as an explicit instruction. Furthermore, we incorporate 5 randomly sampled English words, e.g., ‘‘Harmony illuminate umbrella freedom.’’ as a noisy instruction to analyze the impact of nonsense instructions under the same prefix length.

3.3 Emotional Expressions

LLMs have demonstrated significant achievements in value alignment, with emotional expressions emerging as a prominent feature in their outputs. In this paper, we delve into the similarity between representations of emotional concepts learned by

LLMs and cognitive language processing signals of the brain under the same emotional concepts to investigate how LLMs capture and express emotional nuances in alignment with brain cognitive processing patterns.

Specifically, we obtain the emotional polarities (i.e., positive vs. negative) of 180 concepts in fMRI stimulus texts using the NLTK toolkit (Bird et al., 2009). We then select the top 10 concepts with the highest positive emotions and the top 10 concepts with the highest negative emotions to serve as proxies for positive and negative emotions. The selected concepts are shown in Table 1. To obtain LLM representations for the selected concepts, we create prompts using a template “The emotion of the word <concept> is”, focusing on extracting embeddings solely for the “<concept>” token. The similarity score for the positive emotion and negative emotion is computed by averaging the LLM-brain similarity scores across all concepts within the positive/negative polarity.

4 Experiments

We conducted experiments on 16 mainstream LLMs to investigate how well LLM representations align with brain cognitive processing signals and the impact of various factors on the LLM-brain alignment. Additionally, we studied the consistency between LLMs and brain cognitive language processing on emotional expressions.

4.1 Cognitive Language Processing Data

We employed fMRI as brain cognitive language processing signal, which measures and maps brain activity by detecting changes associated with blood flow. The fMRI data utilized in our experiments was Pereira (Pereira et al., 2018), which is recorded on a whole-body 3-Tesla Siemens Trio scanner by 5 adult subjects, including 4 native English speakers who grew up in an environment where English is the primary language and 1 bilingual speaker who are fluent in two languages, and have achieved a high level of proficiency in English.² Stimulus texts presented to subjects consist of 180 isolated stimuli (concepts) and 627 continuous stimuli (natural language sentences).

The temporal resolution of fMRI is two seconds, implying that under continuous stimuli, each scan covered multiple words. The fMRI data consist of

neural activity representations in cubic millimeter-sized voxels, with each fMRI recording containing a substantial number of voxels. We flattened the 3-dimensional fMRI images into 1-dimensional vectors and randomly selected 1000 voxels as the brain cognitive language processing signal for each subject.

Due to individual variations among human subjects, we calculated LLM-brain similarity separately for each individual. Additionally, acknowledging variations in language proficiency of native vs. bilingual speakers, we conducted separate correlation analyses for native English speakers (G1) and bilingual speakers (G2). The similarity scores for each group were derived by averaging the individual scores within that group.

4.2 Large Language Models

We used 16 LLMs from 6 LLM families.

LLaMA is a series of open-source and powerful base language models, trained on trillions of tokens from publicly available datasets, primarily in the English language. These LLMs have demonstrated state-of-the-art performance across various benchmarks (Touvron et al., 2023a). The 7B and 13B variants of LLaMA were chosen to analyze the impact of model scaling on the LLM-brain similarity.

LLaMA2 is a collection of pretrained and fine-tuned LLMs, with model size ranging from 7B to 70B (Touvron et al., 2023b). In comparison to LLaMA, the number of tokens in pre-training has increased by 40%, and the context length has expanded from 2k to 4k. The fine-tuned version, known as LLaMA2-Chat, aligns with human preferences through supervised fine-tuning (SFT) and reinforcement learning with human feedback (RLHF). Across various benchmarks and human evaluations, LLaMA2-Chat outperforms open-source chat models, demonstrating comparable performance to some mainstream closed-source models such as ChatGPT (OpenAI, 2023) and PaLM (Chowdhery et al., 2023). In this paper, we selected LLMs with sizes of 7B, 13B, and 70B for the LLaMA2 family.

Vicuna To investigate the effect of SFT on LLMs, we employed the Vicuna family (Zheng et al., 2023). Vicuna v1.3 is fine-tuned from LLaMA. The training dataset comprises 125k user-shared conversations collected from ShareGPT.com. Additionally, we also used Vicuna v1.5, which is fine-tuned

²The dataset is publicly available at <https://osf.io/crwz7/>. The fMRI data from subjects who took part in all experiments were utilized in this paper.

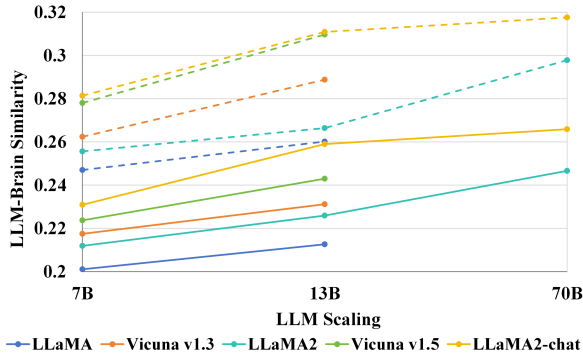


Figure 2: The correlation between model scaling and LLM-brain similarity, with solid and dashed lines representing the results for G1 and G2, respectively.

from LLaMA2, with the same training dataset as Vicuna v1.3. Both models are available in 7B and 13B scales.

Mistral-7B is an LLM with 7B parameters, surpassing the performance of the best open-source 13B model (LLaMA2) across multiple evaluation benchmarks. This model introduces grouped query attention to achieve faster inference and utilizes sliding window attention to extend the processed sequence length (Jiang et al., 2023).

Mistral-7B-sft is a collection of SFT versions of Mistral-7B. Mistral-7B-sft-alpha is fine-tuned on the UltraChat dataset (Ding et al., 2023). This dataset comprises 1.47M multi-turn dialogues generated by GPT-3.5-Turbo. Similarly, Mistral-7B-sft-beta is fine-tuned on a cleaned UltraChat dataset, consisting of 200k samples.

Zephyr-7B is based on Mistral-7B-sft-beta, trained with distilled supervised fine-tuning (dSFT) and distilled direct preference optimization (dDPO) to better align with human intentions in interactions. This model demonstrates comparable performance to a 70B chat model aligned using human feedback (Tunstall et al., 2023).

The average embeddings from final layer of LLMs were utilized as sentence representations. All the LLMs used in this paper are available from <https://huggingface.co/models>.

4.3 Results

Scaling of LLMs The LLM-brain similarity scores across different sizes of LLMs are illustrated in Figure 2. From the results, we observe that: (1) The LLM-brain similarity increases with the size of LLMs. This suggests that larger LLMs better mir-

Scaling	LLM	Training Stage	Sim (G1)	Sim (G2)
7B	LLaMA-7B	Pre-training	0.2011	0.2470
	Vicuna-7B-v1.3	SFT	0.2175	0.2624
	LLaMA2-7B	Pre-training	0.2119	0.2556
	Vicuna-7B-v1.5	SFT	0.2237	0.2780
	LLaMA2-7B-chat	SFT+RLHF	0.2309	0.2814
	Mistral-7B	Pre-training	0.2433	0.2933
	Mistral-7B-sft-alpha	SFT	0.2364	0.2951
	Mistral-7B-sft-beta	SFT	0.2454	0.3051
	Zephyr-7B	dSFT+dDPO	0.2572	0.3065
13B	LLaMA-13B	Pre-training	0.2126	0.2602
	Vicuna-13B-v1.3	SFT	0.2312	0.2888
	LLaMA2-13B	Pre-training	0.2259	0.2664
	Vicuna-13B-v1.5	SFT	0.2430	0.3097
	LLaMA2-13B-chat	SFT+RLHF	0.2590	0.3109
70B	LLaMA2-70B	Pre-training	0.2466	0.2978
	LLaMA2-70B-chat	SFT+RLHF	0.2659	0.3176

Table 2: The LLM-brain similarity of different alignment training strategies on the same model scale. “Sim” denotes the LLM-brain similarity score.

ror cognitive language processing of the brain than smaller LLMs. (2) The LLM-brain similarity of the 70B-sized LLMs does not exhibit a sharp increase compared to the 7B-sized LLMs, and the increment from 13B to 70B in LLaMA2-chat is smaller than the increment from 7B to 13B. This suggests that the emergent phenomena (Srivastava et al., 2022) observed in downstream tasks for LLMs may not directly apply to LLM-brain similarity. (3) Across all models, the LLM-brain similarity of group G2 consistently outperforms group G1, indicating that LLaMA-based LLMs are more similar to bilingual speakers in terms of cognitive language processing.

Alignment of LLMs Alignment training can significantly enhance the alignment capability of LLMs with human values. Therefore, we want to explore whether LLM alignment brings changes in the representation space of LLMs to narrow the gap with representations of the brain cognitive language processing. We categorize LLMs into groups according to their model size, and the LLM-brain similarity results are presented in Table 2. From these results, we observe that:

- In both G1 and G2, LLMs with SFT and RLHF exhibit higher similarity to brain cognitive processing signals compared to the pre-trained versions, with LLaMA2-70B-chat achieving the highest performance. This indicates that alignment training guides LLMs to better align with human brain.
- Some LLMs, after alignment training, approach or surpass larger pre-trained LLMs. For example, the Vicuna-7B-v1.3 exceeds the

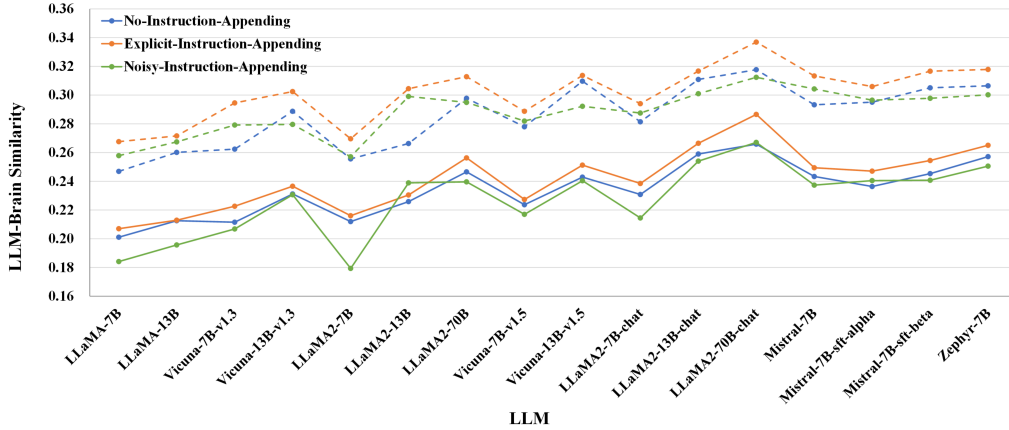


Figure 3: The LLM-brain similarity of different instruction appending strategies on LLMs. The solid and dashed lines representing the results for G1 and G2, respectively.

Scaling	LLM	Training Stage	$\Delta(G1)$	$\Delta(G2)$
7B	LLaMA-7B	Pre-training	0.0059	0.0206
	Vicuna-7B-v1.3	SFT	0.0111	0.0322
	LLaMA2-7B	Pre-training	0.0041	0.0139
	Vicuna-7B-v1.5	SFT	0.0037	0.0107
	LLaMA2-7B-chat	SFT+RLHF	0.0076	0.0127
	Mistral-7B	Pre-training	0.0061	0.0201
	Mistral-7B-sft-alpha	SFT	0.0107	0.0109
	Mistral-7B-sft-beta	SFT	0.0091	0.0116
	Zephyr-7B	dSFT+dDPO	0.0079	0.0114
13B	LLaMA-13B	Pre-training	0.0004	0.0114
	Vicuna-13B-v1.3	SFT	0.0054	0.0137
	LLaMA2-13B	Pre-training	0.0047	0.0381
	Vicuna-13B-v1.5	SFT	0.0083	0.0040
	LLaMA2-13B-chat	SFT+RLHF	0.0074	0.0058
70B	LLaMA2-70B	Pre-training	0.0097	0.0151
	LLaMA2-70B-chat	SFT+RLHF	0.0207	0.0192

Table 3: The disparity in the LLM-brain similarity between the explicit-instruction-appending and no-instruction-appending strategy on different training stages. ‘ Δ ’ denotes the increment of the explicit-instruction-appending vs. the no-instruction-appending strategy.

LLaMA-13B by 0.009, and the LLaMA2-7B-chat outperforms the LLaMA2-13B by 0.005. This suggests that alignment training has a more significant impact on the LLM-brain similarity than model scaling.

- Mistral-7B-sft-alpha (M-alpha) and Mistral-7B-sft-beta (M-beta) are both derived from Mistral-7B through SFT. Notably, M-alpha demonstrates lower LLM-brain similarity than Mistral-7B. While both models utilize SFT data from the same dataset, M-beta employs a reduced dataset by 7 fold, containing only high-quality, filtered samples. This shows that the quality of SFT data is more important than quantity, resonating with conclusions drawn

in prior research (Touvron et al., 2023b; Wei et al., 2023).

Instruction Appending The LLM-brain similarity results under the three different instruction appending strategies are illustrated in Figure 3. It is evident that explicit instruction appending generally outperform the other two types of instruction appending strategies in both G1 and G2. While the difference between no-instruction-appending and noisy-instruction-appending is relatively small, no-instruction-appending tends to outperform noisy-instruction-appending for most LLMs. This suggests that explicit instructions contribute to the consistency of LLMs with brain cognitive language processing, while nonsensical noisy instructions may attenuate such alignment.

Simultaneously, across these three types of appended instructions, LLMs consistently exhibit a positive correlation between scaling and LLM-brain similarity, indicating that the relationship between scaling and LLM-brain similarity remains insensitive to appended instructions. Furthermore, we explored the sensitivity of different training stages to appended instructions. We calculated the difference between the explicit-instruction-appending and no-instruction-appending, as shown in Table 3. It is observed that, in G1, the alignment version of LLMs demonstrates a more significant improvement on the LLM-brain similarity after introducing explicit instructions compared to the pre-trained version. It might be because instruction appending helps LLMs more aligned with human intentions, thereby enhancing the sensitivity to instructions. However, this phenomenon is not observed in group G2.

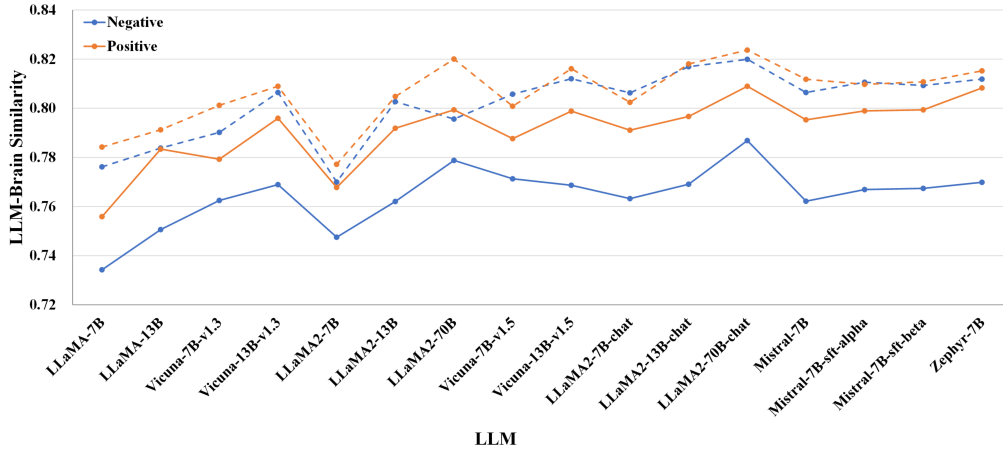


Figure 4: The LLM-brain similarity of LLMs across different emotional polarities. The solid and dashed lines representing the results for G1 and G2, respectively.

Emotional Expressions The pre-training data for LLMs are predominantly from the Internet, a realm abundant with a plethora of subjective texts infused with emotional nuances. Thus, LLMs may inherently contain emotion yielding capabilities. To probe the disparities in emotional expressions between LLMs and humans, we conducted an analysis of the LLM-brain similarity across various emotional polarities. The experimental results are illustrated in Figure 4. In group G1, we observe that the LLM-brain similarity in positive emotions is significantly higher than that in negative emotions, suggesting that LLMs exhibit a preference for generating positive emotional texts, resembling human preferences for positive emotional expressions in social interactions (Fredrickson, 2001; Lyubomirsky et al., 2005).

Furthermore, alignment training enhances LLM-brain similarity in both positive and negative emotions, indicating that LLMs encode emotional expressions when aligning with human sense of worth. However, in group G2, all LLMs exhibit high LLM-brain similarity for positive and negative emotions, with no pronounced differences. It could be attributed to bilingual speakers being influenced by diverse cultural backgrounds, thereby demonstrating more flexibility and adaptability in emotional expressions (Pavlenko, 2005).

5 Discussion

5.1 Bilingual vs. Native Speakers

While the training data for LLMs predominantly comprises English content, intriguingly, the LLM-brain similarity results indicate a pronounced su-

periority of bilingual speakers over native English speakers. Neuroscience suggest that bilingual individuals, due to the frequent use of two languages, contain increased neural plasticity, allowing their brain regions to adapt more flexibly to the demands of different languages, resulting in a more universally applicable brain representation (Abutalebi et al., 2012; Perani et al., 1998). The higher LLM-brain similarity of bilingual speakers vs. native English speakers implies that the representation space of multilingual LLMs is also adaptive to multiple languages.

5.2 Correlation with LLM Evaluations

We carried out a comparative analysis between the LLM-brain similarity and performance on various LLM evaluations. For assessing the knowledge and capability, we selected two benchmarks: Massive Multilingual Language Understanding (MMLU) (Hendrycks et al., 2021) and HellaSwag (Zellers et al., 2019). MMLU spans 57 subjects, including STEM, humanities, and social sciences, designed to evaluate the knowledge reservoir of LLMs. HellaSwag requires LLMs to complete sentences, serving as an evaluation of commonsense reasoning abilities. For alignment evaluation, we employed Chatbot Arena Elo Rating (Zheng et al., 2023), which uses crowdsourced methods for adversarial assessments of LLM outputs, and AlpacaEval 2.0 (Li et al., 2023), which adopts powerful LLMs such as GPT-4 to evaluate LLMs. All performance results of these LLM evaluations are from publicly available benchmarks.

Figures 5 and 6 respectively illustrate the correlation between the LLM-brain similarity and the two

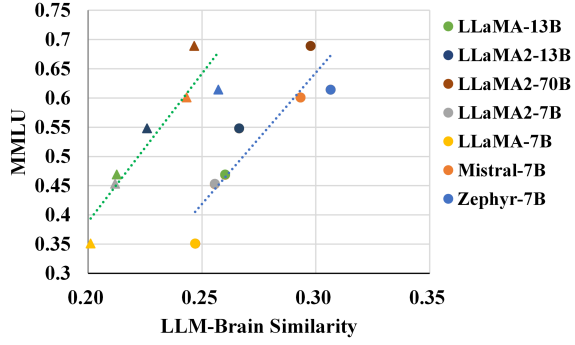


Figure 5: Correlation between the performance of LLMs on MMLU and the LLM-brain similarity. The triangle and circle represent the performance of G1 and G2, respectively.

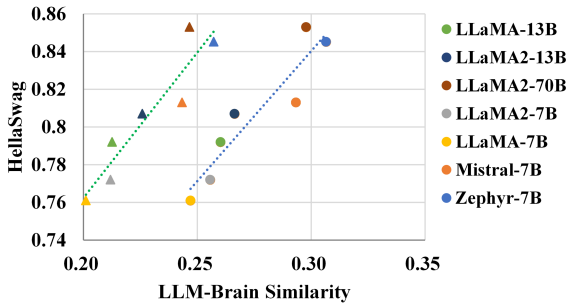


Figure 6: Correlation between the performance of LLMs on HellaSwag and the LLM-brain similarity. The triangle and circle represent the performance of G1 and G2, respectively.

knowledge and capability evaluations. The results suggest a positive correlation between LLM-brain similarity and performance on these evaluations, aligning with similar findings from earlier studies (Hollenstein et al., 2019). An intriguing finding is that LLM-brain similarity not only assesses the consistency between LLMs and human brain but also evaluate the capabilities of LLMs.

The correlation between LLM-brain similarity and alignment evaluations is illustrated in Figures 7 and 8. The results reveal that, with the exception of LLaMA-2-70B-chat, the LLM-brain similarity and alignment capability of LLMs exhibit a generally positive correlation. LLaMA-2-70B-chat consistently achieves the highest performance in both LLM-brain similarity and alignment evaluations. While this LLM closely approaches the second position in LLM-brain similarity, it demonstrates a significant improvement in alignment evaluation. This suggests that, although LLaMA-2-70B-chat excels in addressing artificially constructed alignment evaluations, its intrinsic representation still

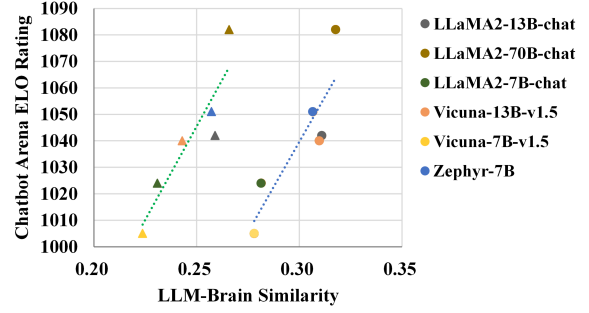


Figure 7: Correlation between the performance of LLMs on Chatbot Arena ELO Rating and the LLM-brain similarity. The triangle and circle represent the performance of G1 and G2, respectively.

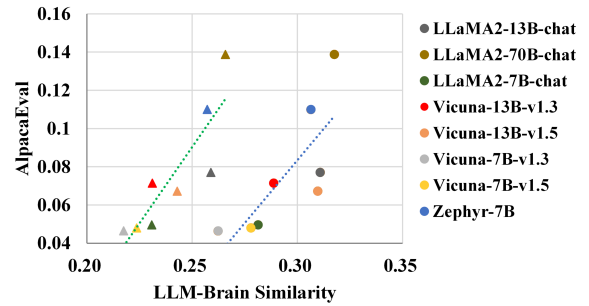


Figure 8: Correlation between the performance of LLMs on AlpacaEval and the LLM-brain similarity. The triangle and circle represent the performance of G1 and G2, respectively.

maintains a perceptible distance from human brain. Furthermore, the G1 and G2 demonstrate similar trends in relationship between LLM-brain similarity and LLM evaluations.

6 Conclusions

This paper has presented a framework to estimate how well large language models mirror cognitive language processing of the brain, measured by the LLM-brain similarity. We have investigated the impact of model scaling, alignment training, and instruction appending on the LLM-brain similarity, and explored the consistency between the emotional expressions of LLMs and human. Experimental results reveal that both model scaling and alignment training contribute to enhancing LLM-brain similarity, emphasizing the critical role of the quality of SFT data in elevating LLM-brain similarity. Moreover, explicit instruction appending aids LLMs in understanding human intentions, and alignment training enhances the sensitivity to appended instructions. Notably, LLMs exhibit higher similarity to humans in positive emotions. The high

correlation between LLM-brain similarity and various LLM evaluations suggests that the proposed LLM-brain similarity possesses generalization and rationality, which could serve as a new way to evaluate LLMs from the cognitive perspective.

Limitations

This study, relying on text representations from open-source LLMs, is unable to assess the LM-brain similarity of closed-source LLMs such as ChatGPT. We aim for future investigations to extend these findings to a broader spectrum of LLMs. Additionally, the fMRI stimulus texts used in this paper are exclusively in English, limiting the generalization of the observed relationships between LLMs and human cognition to other linguistic environments. Future endeavors should explore LM-brain similarity in LLMs across diverse languages. Furthermore, notable discrepancies in LLM-brain similarity between native English speakers and bilingual speakers have been identified, and while initial insights from neuroscience provide some interpretation, a deeper exploration into the underlying reasons or consequences of this phenomenon is warranted.

Ethics Statement

The human brain cognitive processing data employed in this paper are publicly accessible and devoid of any personal information of subjects. The purpose of utilizing these signals is to investigate the extent to which LLMs align with human brain cognitive language processing. All LLMs used in the experiments are also publicly accessible.

References

Jubin Abutalebi, Pasquale Anthony Della Rosa, David W Green, Mireia Hernandez, Paola Scifo, Roland Keim, Stefano F Cappa, and Albert Costa. 2012. Bilingualism tunes the anterior cingulate cortex for conflict monitoring. *Cerebral cortex*, 22(9):2076–2086.

Yonatan Belinkov. 2022. [Probing classifiers: Promises, shortcomings, and advances](#). *Comput. Linguistics*, 48(1):207–219.

Steven Bird, Ewan Klein, and Edward Loper. 2009. *Natural Language Processing with Python*. O’Reilly.

Aakanksha Chowdhery, Sharan Narang, Jacob Devlin, Maarten Bosma, Gaurav Mishra, Adam Roberts, Paul Barham, Hyung Won Chung, Charles Sutton, Sebastian Gehrmann, Parker Schuh, Kensen Shi,

Sasha Tsvyashchenko, Joshua Maynez, Abhishek Rao, Parker Barnes, Yi Tay, Noam Shazeer, Vinodkumar Prabhakaran, Emily Reif, Nan Du, Ben Hutchinson, Reiner Pope, James Bradbury, Jacob Austin, Michael Isard, Guy Gur-Ari, Pengcheng Yin, Toju Duke, Anselm Levskaya, Sanjay Ghemawat, Sunipa Dev, Henryk Michalewski, Xavier Garcia, Vedant Misra, Kevin Robinson, Liam Fedus, Denny Zhou, Daphne Ippolito, David Luan, Hyeontaek Lim, Barret Zoph, Alexander Spiridonov, Ryan Sepassi, David Dohan, Shivani Agrawal, Mark Omernick, Andrew M. Dai, Thanumalayan Sankaranarayanan Pillai, Marie Pellat, Aitor Lewkowycz, Erica Moreira, Rewon Child, Oleksandr Polozov, Katherine Lee, Zongwei Zhou, Xuezhi Wang, Brennan Saeta, Mark Diaz, Orhan Firat, Michele Catasta, Jason Wei, Kathy Meier-Hellstern, Douglas Eck, Jeff Dean, Slav Petrov, and Noah Fiedel. 2023. [Palm: Scaling language modeling with pathways](#). *J. Mach. Learn. Res.*, 24:240:1–240:113.

Ning Ding, Yulin Chen, Bokai Xu, Yujia Qin, Shengding Hu, Zhiyuan Liu, Maosong Sun, and Bowen Zhou. 2023. [Enhancing chat language models by scaling high-quality instructional conversations](#). In *Proceedings of the 2023 Conference on Empirical Methods in Natural Language Processing, EMNLP 2023, Singapore, December 6-10, 2023*, pages 3029–3051. Association for Computational Linguistics.

Allyson Ettinger. 2020. [What BERT is not: Lessons from a new suite of psycholinguistic diagnostics for language models](#). *Trans. Assoc. Comput. Linguistics*, 8:34–48.

Barbara L Fredrickson. 2001. The role of positive emotions in positive psychology: The broaden-and-build theory of positive emotions. *American psychologist*, 56(3):218.

Dan Hendrycks, Collin Burns, Steven Basart, Andy Zou, Mantas Mazeika, Dawn Song, and Jacob Steinhardt. 2021. [Measuring massive multitask language understanding](#). In *9th International Conference on Learning Representations, ICLR 2021, Virtual Event, Austria, May 3-7, 2021*. OpenReview.net.

Nora Hollenstein, Antonio de la Torre, Nicolas Langer, and Ce Zhang. 2019. [Cognival: A framework for cognitive word embedding evaluation](#). In *Proceedings of the 23rd Conference on Computational Natural Language Learning, CoNLL 2019, Hong Kong, China, November 3-4, 2019*, pages 538–549. Association for Computational Linguistics.

Alexander G Huth, Wendy A De Heer, Thomas L Griffiths, Frédéric E Theunissen, and Jack L Gallant. 2016. Natural speech reveals the semantic maps that tile human cerebral cortex. *Nature*, 532(7600):453–458.

Albert Q Jiang, Alexandre Sablayrolles, Arthur Mensch, Chris Bamford, Devendra Singh Chaplot, Diego de las Casas, Florian Bressand, Gianna Lengyel, Guillaume Lample, Lucile Saulnier, et al. 2023. *Mistral 7b*. *arXiv preprint arXiv:2310.06825*.

- Marcie L. King, Iris I. A. Groen, Adam Steel, Dwight J. Kravitz, and Chris I. Baker. 2019. [Similarity judgments and cortical visual responses reflect different properties of object and scene categories in naturalistic images.](#) *NeuroImage*, 197:368–382.
- Nikolaus Kriegeskorte, Marieke Mur, and Peter A. Biedtner. 2008. Representational similarity analysis—connecting the branches of systems neuroscience. *Frontiers in systems neuroscience*, page 4.
- Xuechen Li, Tianyi Zhang, Yann Dubois, Rohan Taori, Ishaan Gulrajani, Carlos Guestrin, Percy Liang, and Tatsunori B Hashimoto. 2023. AlpacaEval: An automatic evaluator of instruction-following models.
- Sonja Lyubomirsky, Laura King, and Ed Diener. 2005. The benefits of frequent positive affect: Does happiness lead to success? *Psychological bulletin*, 131(6):803.
- Raja Marjeh, Ilya Sucholutsky, Theodore R. Sumers, Nori Jacoby, and Thomas L. Griffiths. 2022. [Predicting human similarity judgments using large language models.](#) *CoRR*, abs/2202.04728.
- Raja Marjeh, Pol van Rijn, Ilya Sucholutsky, Theodore R. Sumers, Harin Lee, Thomas L. Griffiths, and Nori Jacoby. 2023. [Words are all you need? language as an approximation for human similarity judgments.](#) In *The Eleventh International Conference on Learning Representations, ICLR 2023, Kigali, Rwanda, May 1-5, 2023*. OpenReview.net.
- Tom M Mitchell, Svetlana V Shinkareva, Andrew Carlson, Kai-Min Chang, Vicente L Malave, Robert A Mason, and Marcel Adam Just. 2008. Predicting human brain activity associated with the meanings of nouns. *science*, 320(5880):1191–1195.
- OpenAI. 2023. Introducing chatgpt. web link.
- Aneta Pavlenko. 2005. *Emotions and multilingualism*. Cambridge University Press.
- Daniela Perani, Eraldo Paulesu, Nuria Sebastian Galles, Emmanuel Dupoux, Stanislas Dehaene, Valentino Bettinardi, Stefano F Cappa, Ferruccio Fazio, and Jacques Mehler. 1998. The bilingual brain. proficiency and age of acquisition of the second language. *Brain: a journal of neurology*, 121(10):1841–1852.
- Francisco Pereira, Bin Lou, Brianna Pritchett, Samuel Ritter, Samuel J Gershman, Nancy Kanwisher, Matthew Botvinick, and Evelina Fedorenko. 2018. Toward a universal decoder of linguistic meaning from brain activation. *Nature communications*, 9(1):963.
- Martin Schirmpf, Idan Asher Blank, Greta Tuckute, Carina Kauf, Eghbal A Hosseini, Nancy Kanwisher, Joshua B Tenenbaum, and Evelina Fedorenko. 2021. The neural architecture of language: Integrative modeling converges on predictive processing. *Proceedings of the National Academy of Sciences*, 118(45):e2105646118.
- Sebastian Schuster and Tal Linzen. 2022. [When a sentence does not introduce a discourse entity, transformer-based models still sometimes refer to it.](#) In *Proceedings of the 2022 Conference of the North American Chapter of the Association for Computational Linguistics: Human Language Technologies, NAACL 2022, Seattle, WA, United States, July 10-15, 2022*, pages 969–982. Association for Computational Linguistics.
- Aarohi Srivastava, Abhinav Rastogi, Abhishek Rao, Abu Awal Md Shoeb, Abubakar Abid, Adam Fisch, Adam R Brown, Adam Santoro, Aditya Gupta, Adrià Garriga-Alonso, et al. 2022. Beyond the imitation game: Quantifying and extrapolating the capabilities of language models. *arXiv preprint arXiv:2206.04615*.
- Mariya Toneva and Leila Wehbe. 2019. [Interpreting and improving natural-language processing \(in machines\) with natural language-processing \(in the brain\).](#) In *Advances in Neural Information Processing Systems 32: Annual Conference on Neural Information Processing Systems 2019, NeurIPS 2019, December 8-14, 2019, Vancouver, BC, Canada*, pages 14928–14938.
- Hugo Touvron, Thibaut Lavril, Gautier Izacard, Xavier Martinet, Marie-Anne Lachaux, Timothée Lacroix, Baptiste Rozière, Naman Goyal, Eric Hambro, Faisal Azhar, et al. 2023a. Llama: Open and efficient foundation language models. *arXiv preprint arXiv:2302.13971*.
- Hugo Touvron, Louis Martin, Kevin Stone, Peter Albert, Amjad Almahairi, Yasmine Babaei, Nikolay Bashlykov, Soumya Batra, Prajjwal Bhargava, Shrubti Bhosale, et al. 2023b. Llama 2: Open foundation and fine-tuned chat models. *arXiv preprint arXiv:2307.09288*.
- Lewis Tunstall, Edward Beeching, Nathan Lambert, Nazneen Rajani, Kashif Rasul, Younes Belkada, Shengyi Huang, Leandro von Werra, Clémentine Fourrier, Nathan Habib, Nathan Sarrazin, Omar Sanseviero, Alexander M. Rush, and Thomas Wolf. 2023. [Zephyr: Direct distillation of LM alignment.](#) *CoRR*, abs/2310.16944.
- Teun Adrianus Van Dijk, Walter Kintsch, et al. 1983. Strategies of discourse comprehension.
- Lai Wei, Zihao Jiang, Weiran Huang, and Lichao Sun. 2023. Instructiongpt-4: A 200-instruction paradigm for fine-tuning minigpt-4. *arXiv preprint arXiv:2308.12067*.
- Ethan Wilcox, Peng Qian, Richard Futrell, Miguel Ballesteros, and Roger Levy. 2019. [Structural supervision improves learning of non-local grammatical dependencies.](#) In *Proceedings of the 2019 Conference of the North American Chapter of the Association for Computational Linguistics: Human Language Technologies, NAACL-HLT 2019, Minneapolis, MN, USA, June 2-7, 2019, Volume 1 (Long and Short*

Papers), pages 3302–3312. Association for Computational Linguistics.

Zhengxuan Wu, Atticus Geiger, Joshua Rozner, Elisa Kreiss, Hanson Lu, Thomas Icard, Christopher Potts, and Noah D. Goodman. 2022. [Causal distillation for language models](#). In *Proceedings of the 2022 Conference of the North American Chapter of the Association for Computational Linguistics: Human Language Technologies, NAACL 2022, Seattle, WA, United States, July 10-15, 2022*, pages 4288–4295. Association for Computational Linguistics.

Haoyan Xu, Brian Murphy, and Alona Fyshe. 2016. [Brainbench: A brain-image test suite for distributional semantic models](#). In *Proceedings of the 2016 Conference on Empirical Methods in Natural Language Processing, EMNLP 2016, Austin, Texas, USA, November 1-4, 2016*, pages 2017–2021. The Association for Computational Linguistics.

Rowan Zellers, Ari Holtzman, Yonatan Bisk, Ali Farhadi, and Yejin Choi. 2019. Hellaswag: Can a machine really finish your sentence? *arXiv preprint arXiv:1905.07830*.

Lianmin Zheng, Wei-Lin Chiang, Ying Sheng, Siyuan Zhuang, Zhanghao Wu, Yonghao Zhuang, Zi Lin, Zhuohan Li, Dacheng Li, Eric Xing, et al. 2023. Judging llm-as-a-judge with mt-bench and chatbot arena. *arXiv preprint arXiv:2306.05685*.