

Can an LLM-Powered Socially Assistive Robot Effectively and Safely Deliver Cognitive Behavioral Therapy? A Study With University Students

MINA J. KIAN, MINGYU ZONG*, KATRIN FISCHER*, ABHYUDAY SINGH*, ANNA-MARIA VELENTZA*, PAU SANG, SHRIYA UPADHYAY, ANIKA GUPTA, MISHA ARIF FARUKI, WALLACE BROWNING, SÉBASTIEN M. R. ARNOLD, BHASKAR KRISHNAMACHARI, and MAJA J. MATARIĆ, University of Southern California, USA

Cognitive behavioral therapy (CBT) is a widely used therapeutic method for guiding individuals toward restructuring their thinking patterns as a means of addressing anxiety, depression, and other challenges. We developed a large language model (LLM)-powered prompt-engineered socially assistive robot (SAR) that guides participants through interactive CBT at-home exercises. We evaluated the performance of the SAR through a 15-day study with 38 university students randomly assigned to interact daily with the robot or a chatbot (using the same LLM), or complete traditional CBT worksheets throughout the duration of the study. We measured weekly therapeutic outcomes, changes in pre-/post-session anxiety measures, and adherence to completing CBT exercises. We found that self-reported measures of general psychological distress significantly decreased over the study period in the robot and worksheet conditions but not the chatbot condition. Furthermore, the SAR enabled significant single-session improvements for more sessions than the other two conditions combined. Our findings suggest that SAR-guided LLM-powered CBT may be as effective as traditional worksheet methods in supporting therapeutic progress from the beginning to the end of the study and superior in decreasing user anxiety immediately after completing the CBT exercise.

CCS Concepts: • **Human-centered computing** → **Interaction design**; **User interface programming**.

Additional Key Words and Phrases: Human-Robot Interaction, Socially Assistive Robotics, Large Language Models, Cognitive Behavioral Therapy Homework

ACM Reference Format:

Mina J. Kian, Mingyu Zong, Katrin Fischer*, Abhyuday Singh*, Anna-Maria Velentza*, Pau Sang, Shriya Upadhyay, Anika Gupta, Misha Arif Faruki, Wallace Browning, Sébastien M. R. Arnold, Bhaskar Krishnamachari, and MAJA J. MATARIĆ. 2018. Can an LLM-Powered Socially Assistive Robot Effectively and Safely Deliver Cognitive Behavioral Therapy? A Study With University Students. 1, 1 (February 2018), 21 pages. <https://doi.org/XXXXXXX.XXXXXXX>

1 INTRODUCTION

University students face increased periods of vulnerability in mental health throughout their time at the university and suffer from anxiety, depression, and suicidality as a result [46]. In conjunction with pressures on healthcare systems,

*The second authors: Mingyu Zong, Katrin Fischer, Abhyuday Singh, and Anna-Maria Velentza, contributed equally to this work.

Authors' address: Mina J. Kian, kian@usc.edu; Mingyu Zong, mzong@usc.edu; Katrin Fischer*, katrinfi@usc.edu; Abhyuday Singh*, asingh17@usc.edu; Anna-Maria Velentza*, annamarakiv@gmail.com; Pau Sang, psang@usc.edu; Shriya Upadhyay, shriyaup@usc.edu; Anika Gupta, anikag@usc.edu; Misha Arif Faruki, mfaruki@usc.edu; Wallace Browning, wbrownin@usc.edu; Sébastien M. R. Arnold, smr.arnold@gmail.com; Bhaskar Krishnamachari, bkrishna@usc.edu; MAJA J. MATARIĆ, mataric@usc.edu, University of Southern California, Los Angeles, California, USA, 90089.

Permission to make digital or hard copies of all or part of this work for personal or classroom use is granted without fee provided that copies are not made or distributed for profit or commercial advantage and that copies bear this notice and the full citation on the first page. Copyrights for components of this work owned by others than the author(s) must be honored. Abstracting with credit is permitted. To copy otherwise, or republish, to post on servers or to redistribute to lists, requires prior specific permission and/or a fee. Request permissions from permissions@acm.org.

© 2018 Copyright held by the owner/author(s). Publication rights licensed to ACM.

Manuscript submitted to ACM

Manuscript submitted to ACM

1

mental health services are often inaccessible to students on university campuses due to high levels of demand. A survey conducted on US undergraduate students across 108 institutions found that stress exposures and suicidality indicated an urgent need for mental health services, especially among racial, ethnic, sexual, and gender minorities [46].

One widely used and clinically validated therapy method is Cognitive Behavioral Therapy (CBT). Because high-frequency visits to therapists are logistically and/or financially difficult for most patients, therapists administer CBT “homework” exercises, such as filling out worksheets or journaling, to be completed between therapy sessions. These at-home exercises allow for daily practice and encourage independence in restructuring one’s cognitive distortions. However, many studies show that adherence with CBT homework is low [32, 45]; LeBeau et al. [45] suggest that improvement of homework adherence has the potential to be a highly practical and effective way to improve clinical outcomes in CBT targeting anxiety disorders, and determining methods that improve daily CBT adherence has been an ongoing area of research [38].

Socially assistive robots (SARs) use social interaction to provide companionship and supportive service [9, 25, 50]. SARs have been effective at building rapport with users and encouraging behavior change and adherence to therapeutic practices [21]. Research has also shown that SARs with delegated authority are likely to elicit non-trivial adherence; furthermore, adherence is unaffected by the human-likeness of the robot [18, 21, 31].

This work leveraged the linguistic abilities of a large language model (LLM) to enable a SAR to guide a user through interactive, at-home CBT exercises to reduce anxiety and encourage adherence [68]. We conducted a 15-day user study to examine the efficacy of such SAR-guided CBT exercises for university students. Study participants were randomly assigned to complete at-home CBT exercises with a robot, a chatbot, or through traditional worksheets. The CBT exercises were required for the first 8 days of the study and optional during the final 7 days, to measure participant adherence. We also measured therapeutic outcomes pre-/post session and weekly. We found that, over the study period, psychological distress significantly decreased in the robot and worksheet conditions. We also found that pre- to post-session anxiety significantly decreased in more instances in the robot than the chatbot and worksheet conditions. Our findings provide novel insights about the efficacy of LLM-powered SAR-guided CBT and its impact on therapeutic outcomes. This paper is organized as follows. Section II provides an overview of existing literature on CBT, LLMs, and therapeutic technologies for mental health. Section III describes our methodology, detailing the LLM prompt engineering and the user study design. Section IV presents the main results, both quantitative and qualitative. Section V discusses our findings and their implications, as well as limitations and potential future work. Section VI summarizes and concludes the paper.

2 RELATED WORK

2.1 Cognitive Behavioral Therapy

CBT is based on the premise that “psychological problems are based, in part, on faulty or unhelpful ways of thinking [...] and learned patterns of unhelpful behavior” and that people can learn better ways to cope, enabling them to be more effective in their lives [35]. CBT treatment guides people to recognize and address cognitive distortions and alter thinking patterns [43]. Behavioral activation is an important component of CBT; it refers to adjusting behavior to influence one’s emotional state [12]. CBT interventions empower people to learn to recognize and address their cognitive distortions and implement therapeutic lessons as a daily practice. Studies have shown that more frequent use of CBT techniques and practices in patients outside of therapy is associated with fewer symptoms of mental illnesses, including depression [34]. Therapists encourage this daily practice by administering CBT homework assignments.

Homework allows patients to practice applying the skills they learned during their sessions with a therapist to the challenges they face in daily life [59]. Through their meta-analysis, Kazantzis et al. [39] found that completion of CBT homework enhances therapy outcomes. However, adherence to homework is low, negatively impacting therapeutic outcomes [45]. Thus, investigating methods to enhance CBT homework adherence is of interest to the field.

2.2 Large Language Models

Innovations in natural language processing have expanded the capabilities of therapeutic technologies. Language models use probabilistic techniques on text inputs to determine the likelihood of a sequence of words. The introduction of Transformers [69] catalyzed a shift in the AI community, as they significantly outperformed previous leading neural network architectures used for language models. They were used to develop LLMs that are trained on datasets of unprecedented scale with increased numbers of parameters [5, 16, 22, 53, 56]. LLMs are growing in their capabilities to perform various language understanding tasks, causing the development of new benchmarks [33, 65]. Applications of LLMs have grown rapidly, especially in conversational agents [72], and will grow further with improved task-specific controls [70]. Transformer models such as GPT-3 are able to follow instructions with little to no labeled data, because of their few-shot prompting capabilities [60], and show strong performance in translation, summarization, and question-answering tasks [16]. Ziems et al. [73] found that LLMs can successfully complete positive reframing tasks, based on CBT. LLMs have raised some concerns in the scientific community because of “unknown unknowns” [62] which may cause potentially damaging messaging to be output inadvertently [71]. Therefore studies that employ LLMs should take care to follow ethical and clinical guidelines in order to safeguard people from harm [62]. The safety measures taken to ensure the quality of the generated responses in our study are described in the Experimental Setup where we discuss pilot testing.

2.3 Autonomous Therapeutic Systems

Many therapeutic technologies already involve the use of a SAR or chatbot. Dino et al. [23] evaluated the use of a SAR in administering CBT to elderly patients; participants enjoyed interacting with the robot, reported improved mood, and considered the presented CBT information to be highly valuable. The work was limited by its use of a fixed pre-programmed dialog tree. Over 40 chatbots have been developed for therapeutic purposes, administering therapy, training, screening, and self-management [1], and have proven to be effective at reducing depression and anxiety [30]. Many apps have been developed to increase accessibility and adherence to CBT interventions such as worksheets and journaling, as have interactive chatbots with varying levels of dialogue [17, 20, 29, 41]. Kumar et al. [41] designed a chatbot and modulated its identity, behavior, and personality to test participant preferences utilizing a constrained language model that guided participants through 5-minute therapy sessions. Similarly, [36] showed that a chatbot delivering CBT and psychoeducation for adults with ADHD could be effective in relieving their symptoms. Technology-based interventions have been shown to be beneficial because of their fast response times compared to human therapists, and their ability to bridge the vocabulary gap between therapists and patients [42]. However, there is a lack of work to date addressing adherence to CBT, as discussed next.

2.4 Socially Assistive Robots

A large body of work suggests that the physical embodiment of social and socially assistive robots (SARs) significantly improves user engagement, adherence, and rapport [21]. SAR systems are designed to provide assistance through social interaction with the participant [26] and have been effective in a wide range of health contexts, including physical

rehabilitation (e.g., post-stroke [49, 68], cerebral palsy [27, 47]), cognitive and social skill training [55, 61], encouraging physical activity [24], and other areas of support and behavior change [61]. In a systematic review, Deng et al. [21] concluded that physically embodied agents, i.e., robots, demonstrated performance improvements over virtual agents in a broad range of settings, noting that for “tasks that are relationship-oriented [...] social engagement is important for maintaining rapport, and physical embodiment is beneficial for increasing social presence, and in turn, engagement and rapport” [21, 64]. Studies indicate that children and adults alike are willing to share confidential or embarrassing information with a robot, often to the same extent they would with each other [8, 10, 58]. The physical embodiment of robots establishes greater social presence than virtual agents, allowing robots to offer better encouragement and guidance to users in challenging tasks [50]; they also promote greater adherence [7].

3 METHODS

3.1 Research Hypotheses

This work investigates the following three research hypotheses:

H1: Participants’ therapeutic outcomes will improve over time in the a) robot, b) chatbot, and c) worksheet condition, based on self-reported measures of general psychological distress.

H2: Therapeutic outcomes will show significant single-session improvements most of all in the a) robot condition, followed by the b) chatbot condition, and lastly the c) worksheet condition as measured through pre- to post-session anxiety surveys.

H3: Adherence to the daily CBT exercises will be highest in the robot condition, then the chatbot condition, and finally the worksheet condition, as measured by how often participants completed the optional CBT exercises in the second week of the study.

3.2 Participants

We recruited 42 student participants from a US university to participate in the study. This number was selected after completing an *a priori* power analysis using G*Power version 3.1.9.3, which suggested a minimum sample size of 27 participants for a power of 0.8 and expected medium effects in pre/post assessments. After the study began, two participants in the chatbot and two participants in the worksheet condition dropped out. Complete data were thus collected from 38 participants: 14 in the robot condition, 12 in the chatbot condition, and 12 in the worksheet condition. Participants were recruited through emails to major undergraduate departments as well as an e-bulletin post on a study promotion board. Students were screened to be over 18 years of age, proficient in English, have normal or corrected-to-normal vision and hearing (due to the auditory and visual components of the study), and live near campus (for convenience in deploying the robots). Due to the sensitive nature of the CBT exercises, participants were screened using the PHQ-9 measure of depression [40]; all participants whose PHQ-9 scores were 15 or higher, indicating moderately severe to severe depression, were excluded from participating. The 38 participants ranged from ages 18 to 27 ($M = 20.57895$, $SD = 2.1$), and self-reported their gender as 16 female, 18 male, 1 non-binary, and 3 preferred not to answer. Ten of the participants were graduate students and 28 were undergraduates. Further data about the participants is found in Figure 1. All who filled out the study interest form were given campus mental health resources. This study was conducted under the university’s IRB approval. All participants engaged in an informed consent meeting and chose to sign the consent form before participating in the study. Participants were compensated with a US\$150.00 Amazon gift card after the completion of the study.

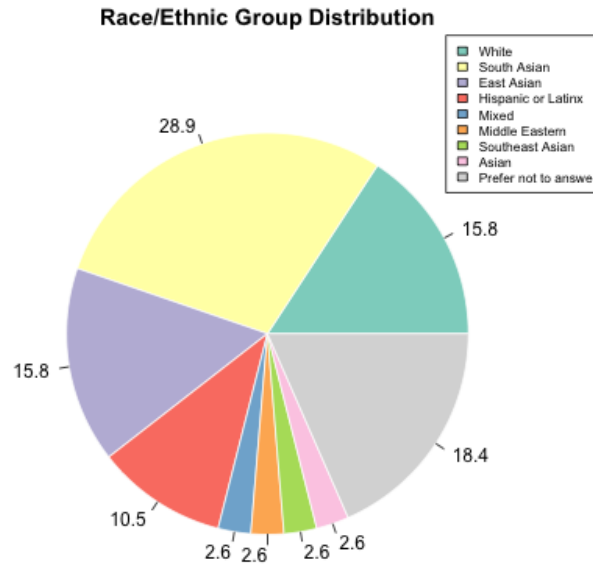


Fig. 1. Race/Ethnic Group Distribution Figure

3.3 Experiment Design

To investigate the research questions, we designed a between-subjects study to measure therapeutic outcomes and adherence to the CBT exercises. Participants were split into three study conditions for completing the CBT exercises: 1) with an LLM-powered SAR, 2) with an LLM-powered chatbot, and 3) using traditional worksheets. During the first half of the study (days 1-8) the participants were required to complete the CBT exercises. In the following week (days 9-15), the CBT exercises were not required; they were used to measure adherence to the exercises. Therapeutic outcomes were measured using a pre- to post-session anxiety measure as well as weekly measures administered on days 1, 8, and 15. The usability of the platforms was measured on day 3. The CBT exercise and surveys took approximately 30 minutes to complete.

3.4 Experiment Setup

Prompt Generation We compiled a list of CBT exercises commonly assigned by healthcare providers to CBT patients that could be translated into interactive exercises guided by an agent (robot or chatbot). For each exercise, we developed a series of prompts that, when given to a GPT-3 chatbot, enabled it to guide a user through the exercises, as shown in Appendix A.2. The prompts underwent in-lab pilot testing. In addition to prompt engineering, we compared the chatbot's performance with zero-shot and few-shot learning examples. In a zero-shot learning setup, the LLM-powered agent received only instructions about which exercise to do and what role to play, with no exemplary conversations to illustrate the expected workflow, while in a few-shot learning setting, we gave the model sample conversations in which a therapist helps a patient complete an exercise. During testing, we found that zero-shot learning with an appropriate prompt was enough for the model to understand its task and interact as a therapist. With a broad coverage of topics and limitation on input tokens, selecting representative few-shot examples became a challenging task. The model constantly tried to repeat the words in the given examples regardless of the current context. Therefore, we decided to

adopt the zero-shot learning for our full experiment. Without the need to include examples in our prompts, we were able to give GPT full access to chat history of the given session without hitting the token limit, making it adhere to the context. Team members tested a variety of prompts with respect to different LLM-guided CBT exercises and identified 3 most applicable exercises on such platform. Through an in-lab pilot study with 15 participants, we established that the LLM was able to effectively and safely manage two of the tested CBT exercises: Cognitive Restructuring [3] and Coping Strategies [2] (Table 1). Cognitive Restructuring supports identifying and altering cognitive distortions and negative/maladaptive thinking patterns. Coping Strategies supports recognizing healthy and productive ways to manage stressors. GPT-3.5 was launched in between pilot study and final deployment. Given its improved capability in guiding participants through the chosen exercises, we systematically compared the two models using exactly the same prompts. GPT-3.5 outperformed GPT-3, so we used GPT-3.5 for the full study. The GPT-3.5 parameters used for the prompts are provided in Appendix A.2. In the rest of the paper, the LLM refers to GPT-3.5. The chatbot and robot conditions used identical prompts.

Table 1. Prompts for selected exercises.

Cognitive Restructuring	Cognitive restructuring is a strategy to help the patient identify cognitive distortion and find evidence to challenge the distortion. You are a therapist who uses cognitive restructuring to help your patient in this session.
Coping Strategies	Coping strategy is used to help patients identify problems they encountered and the triggers. When a problem is defined, a therapist will help the patient figure out ways to cope with it. You are a therapist who uses coping strategies to help your patient in this session.

Moderator Design Due to the sensitive nature of therapy, we designed a moderator that checked the chatbot responses and filtered out problematic statements before showing them to the study participant. While no problematic instances occurred during in-lab testing, the moderator was created as a preventative measure out of an abundance of caution. This GPT-3.5 moderator was designed using prompt engineering and zero-shot learning; the GPT-3.5 parameters used for the moderator are provided in the Appendix.

Robot Design We used the low-cost Blossom robot (Figure 2) designed by Suguitan and Hoffman [66], with neutral light-gray crocheted exteriors we developed, and a female voice from Amazon Web Services (AWS) Polly, based on the literature showing that both female and male clients reported higher levels of therapeutic alliance with female therapists than with male therapists [11]. The robot had two states: speaking and awaiting user input. The speaking state incorporated a natural-appearing lateral head movement pattern designed to align with the robot’s speech, to encourage users to perceive the robot as more lifelike [28]. Upon powering up, the robot performed a breathing pattern using vertical head movements, symbolizing the robot’s state of "awakeness," to indicate that it is operational and awaiting input. We used slow breathing to subtly encourage deep breathing relaxation that is used in therapeutic settings because of its efficacy in reducing stress [4].

We tested seven open-source speech-to-text (STT) packages, and found all to have poor performance across various English accents representative of our user population. Thus, to provide a system for a diverse set of participants, we chose to have participants enter their responses by typing instead of speaking.

We designed a web application (shown in Figure 3) that was securely hosted in AWS, an IRB-approved cloud service where participants consented to have their study data stored. Access to the web app was password-protected; each participant had unique credentials for authenticating. In each session, the web app administered an anxiety scale survey at the start, followed by a CBT exercise. The LLM-based moderator reviewed all responses to determine their



Fig. 2. Blossom Robot Design

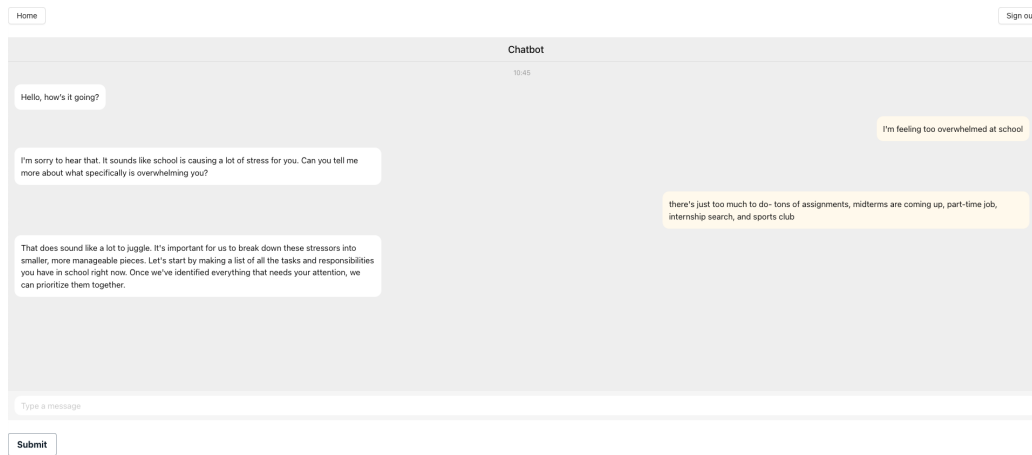


Fig. 3. Chatbot Interface

appropriateness before sharing them with the participant. Whenever the participant decided to end the session, they were given a post-session anxiety scale survey. Participants were only recorded while completing the CBT exercise and were prompted to click “start” to begin recording, giving their consent in every session. The session ended with providing the participant with the student health helpline phone number. The participants in the robot conditions had additional instructions for switching the robot on/off; data transmission was encrypted over HTTPS.

3.5 Procedure

Before the study, each participant had an informed consent meeting with a researcher where they reviewed the study consent form in detail. During this meeting, they also walked through all of the requirements to maintain participation in the study. Then, they completed a 15 minute mental health exercise. Finally, the researcher set up the participant's

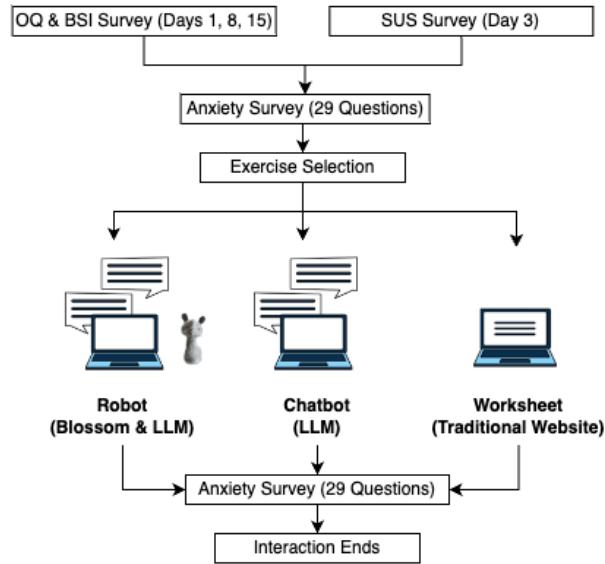


Fig. 4. CBT Session Structure

login (and equipment for the robot condition) and conducted a mock session so the participant understood how to use the platform. Towards the beginning of the study, each day for the first 8 days, the participant was required to complete a CBT exercise (either with a robot, a chatbot, or alone in the worksheet condition). In the following 7 days, their completion of the CBT exercises was not compulsory and we measured their adherence to the exercises. An email was sent to participants every day of the experiment reminding them to complete the exercise and of any Qualtrics surveys they needed to fill out to measure system usability and their mental health. At the conclusion of the study, all study participants completed a post-study interview lasting one hour or less moderated by researchers on the team following a semi-structured interview guide in which they were asked to reflect on the study and give feedback.

3.6 Data Collection and Instruments

We followed a triangular approach [54] to address our research questions with a variety of methodological tools for data collection, including quantitative and qualitative data, between- and within-subjects analyses, and thematic analysis of participants' post-study exit interviews toward drawing reliable conclusions [6]. The following survey instruments were used:

PHQ-9. The Patient Health Questionnaire-9 is a 9-item self-report diagnostic tool that measures an adult patient's severity of depression on a 4-point Likert scale [40]. Potential participants were excluded from participating if they scored 15 or higher.

OQ. The Outcomes Questionnaire-45 (OQ) is a 45-item instrument where individuals rate their experiences with a list of symptoms shared across multiple adult mental disorders and syndromes, on a 5-point Likert scale [44]. The Full OQ score was administered on days 1, 8, and 15 to measure participants' therapeutic outcomes.

SUS. The System Usability Scale (SUS) is a 10-item instrument that evaluates the ease of use of the system [14]. Each question is on a 5-point Likert scale. The full SUS was administered on day 3, after participants had gained familiarity

with the study platform.

Anxiety Scale. Pilkonis et al. [57] developed and calibrated an item bank for depression, anxiety, and anger as part of the Patient-Reported Outcomes Measurement Information System (PROMIS). The 29-item Calibrated Anxiety Items were used as a pre- and post-survey for each CBT session.

NARS. The Negative Attitude towards Robots Scale is a 14-item instrument that measures the attitudes and emotions during interaction with robots [52].

Exit Interviews. Interviews were conducted using a guide with semi-structured questions iteratively developed by the research team. It covered open-ended questions on the following topics (platform refers to the robot/chatbot/worksheet): their first impressions/beginning to the study, perceived benefits of the platform for CBT, perceived challenges or problems with platform, factors affecting use of platform for CBT, and their overall experience during the study. Moreover, it incorporated an introduction, a summary of the study purpose and a debrief for participants to reflect on all aspects of the study and leave additional feedback. All interviews were conducted in English and recorded, with consent. Daily emails were sent to participants reminding them to complete the exercise and any required surveys.

3.7 Data Analysis

Statistical Analysis of Questionnaires. Questionnaire data were analyzed using statistical tests in Python 3.11.3 libraries and R 4.3.1 packages, as described in Appendix A.5. The dependent variables were the survey scores (Anxiety Scale, NARS, Outcome Questionnaire, System Usability) and adherence. All except adherence were coded according to the surveys' specifications. Adherence was calculated as the number of days in the second week of the study (days 9-15) the participant completed a CBT session. The survey data were internally consistent, with Cronbach $\alpha > 0.70$. The Shapiro-Wilk test was used to verify the normality of the dependent variables, determining if a parametric or nonparametric version of the test is appropriate. The independent variables were the study condition, NARS scores, and time. Tests were performed on different IV-DV combinations both within (dependent t-test, repeated measures ANOVA) and between study conditions (independent t-test, one-way ANOVA).

H1: Therapeutic outcomes via weekly mental health assessments. The Outcomes Questionnaire (OQ) was sent to the participants to measure their psychotherapy progress throughout the duration of the study. Dependent t-tests were performed on the difference between the first and last day's OQ scores to check for significant improvement overall as well as within each condition.

H2: Therapeutic outcomes via pre- and post-session anxiety survey scores. To check for single-session improvements, both parametric and non-parametric (Wilcoxon signed-rank) versions of dependent t-tests were used to determine significant changes in the pre- to post-survey scores for each day of the required week (days 1-8).

H3: Adherence to daily sessions by conditions. To measure the difference in adherence to the CBT exercises between conditions, we performed a nonparametric version of one-way ANOVA (using Kruskal Wallis test) as the adherence data were not normally distributed but had homogeneous variance across conditions. To evaluate if participants' adherence was related to their attitudes towards robots (NARS), we fitted a simple linear regression model with adherence as the outcome. The assumptions of linear regression were met (linearity, independence of observations, normality of residuals (using Shapiro-Wilk test), and homoscedasticity (using Breusch-Pagan test)).

To determine statistical significance, the levels of $p < .05^*$, $< 0.01^{**}$, and $p < .001^{***}$ were used.

Thematic Analysis of Exit Interviews. Interview transcripts were analyzed in several iterations. During the initial familiarization stage, the team discussed and reviewed all participant responses for an overview of the data, to gain a deeper understanding of the content, and to establish a basis for subsequent detailed analysis. Emerging themes and

categories of interest were identified for further investigation and reiterated upon as the team combed through the data in detail per thematic analysis methodology [13], enabling in-depth exploration of participants' perspectives, while contributing to a comprehensive understanding of their unique experiences during the two-week study. After the initial coding, the researchers reviewed the codes, their associated data as well as relationships to one another to develop a thematic structure, which was then refined by merging and splitting themes to ensure an accurate reflection and a coherent representation of the data.

4 RESULTS

4.1 Anxiety and Distress Measures

Statistical Comparison of Start to End of Study

The Outcomes Questionnaire-45 (OQ) was used to assess self-reported measures of general psychological distress over the study period. The Cronbach's α showed high reliability for all days, $\alpha = 0.89$ for day 1 and $\alpha = 0.93$ for day 15. Dependent t-tests comparing day 1 to 15 showed that there was a significant decrease in the OQ survey scores of participants across conditions at the end of the study ($M=52.73$, $SD=20.068$) compared to the beginning of the study ($M=61.892$, $SD=17.810$), $t(36)=3.122$, $p < 0.01$.

There was also a significant decrease in the OQ survey scores of participants in the robot condition at the end of the study ($M=58.571$, $SD=14.805$) compared to the beginning of the study ($M=67.357$, $SD=15.604$), $t(13) = 2.253$, $p < .05$. Therefore, *H1a was supported*. There was no significant decrease in the chatbot condition; therefore, *H1b was not supported*. There was a significant decrease in the OQ survey scores of participants in the worksheet condition at the end of the study ($M=46.273$, $SD=20.761$) compared to the beginning of the study ($M=64.091$, $SD=18.892$), $t(10)=4.046$, $p < .01$. Therefore, *H1c was supported*.

Statistical Comparison of Pre-/Post-Session Assessments

The anxiety questionnaire (all α 's > 0.70) was administered before and after each CBT session, twice daily during the first week and, depending on participant's adherence, an average of 4-6 more times during week 2. To ascertain how often a single session provided significant anxiety reduction in each condition, we conducted a series of dependent t-tests that examined each day's average pre- and post-session scores.

In the robot condition, participants rated their anxiety to have significantly decreased from pre-session ($M = 64.679$, $SD = 18.933$) to post-session ($M = 58.75$, $SD = 21.304$) levels on day 2, at $t(13) = -2.981$, $p < .05$. Similarly, they saw significant single-session anxiety improvements on day 3 (pre: $M = 61.929$, $SD = 24.199$; post: $M = 51$, $SD = 11.994$ as measured by $t(13) = -2.795$, $p < .05$), day 4 (pre: $M = 63.714$, $SD = 23.216$; post: $M = 57.071$, $SD = 23.003$ at $t(13) = -2.267$, $p < .05$), day 6 (pre: $M = 55.077$, $SD = 17.741$; post: $M = 47.615$, $SD = 15.559$ at $t(12) = -3.757$, $p < .01$), day 7 (pre: $M = 55.786$, $SD = 21.853$; post: $M = 46.857$, $SD = 16.129$ at $t(13) = -3.282$, $p < .01$), and day 8 (pre: $M = 60.643$, $SD = 29.398$; post: $M = 51$, $SD = 20.096$ at $t(13) = -2.838$, $p < .05$). Therefore *H2a was supported*.

Participants in the chatbot condition only reported significant short-term improvements on days 1 (pre: $M = 46.833$, $SD = 12.379$; post: $M = 44.75$, $SD = 18.207$ at $t(11) = -3.867$, $p < .01$), 7 (pre: $Mdn = 32.00$; post: $Mdn = 30.00$ at $z = -2.62$, $p < 0.01$) and 8 (pre: $Mdn = 36.25$; post: $Mdn = 35.25$ at $z = -2.25$, $p < 0.05$). Therefore, *H2b was supported*.

Finally, the worksheet condition did not experience any days of significant anxiety decrease after a single CBT session (see Table 2). Therefore, *H2c was not supported*.

Table 2. Significance of change from pre- to post-session anxiety scores per day per condition

	Days							
	1	2	3	4	5	6	7	8
Blossom		✓	✓	✓		✓	✓	✓
Chatbot	✓						✓	✓
Worksheet								

✓	Significant
	Non-significant

Thematic Analysis

Analysis of the exit interviews coded for participants’ mentions of therapeutic outcomes and changes in stress revealed that a majority of reflections included positive assessments (n = 52), of which most were mentioned in the robot (n = 22) and worksheet (n = 21) conditions, while the chatbot condition produced fewer mentions (n = 9). For example, participants stated that “Blossom made me feel less socially anxious” (P14) in the robot condition, and mentioned “Breaking down anxiety into feasible solutions allowed me to take some time and reflect on complex emotions” (P31) in the worksheet condition. Within the theme of positive therapeutic outcomes, a subcategory emerged that focused on reduced stress (n = 24). This effect was mentioned in the robot (n = 8, example: “Stress level got reduced, I could manage my stress well and I saw a difference from beginning to end”, P13), chatbot (n = 10, example: “After the end of the session I was completely relieved and less stressed”, P23), and worksheet conditions (n = 6, example: “Reduced stress helped with problems and difficulties”, P29).

4.2 Usability/Ease of Use

Statistical Comparison of SUS. A Kruskal-Wallis test was performed on the system usability scale (SUS) scores of the three conditions. The differences between the robot (mean = 76.250, rank mean = 20.786), chatbot (mean = 75.833, rank mean = 20.958) and worksheet (mean = 68.958, rank mean = 16.542) conditions were not significant, $H(2, n = 38) = 1.253, p > 0.05$.

Thematic Analysis. Across all conditions, participants mentioned ease of use in their first impressions. The transcripts were coded for participants’ mentions of platform usability; 35 of 38 participants mentioned at least once in the interview how easy their platform was to use and/or straightforward to navigate. They also mentioned some technical difficulties but clarified that those did not take away from the overall positive experience. Participants in the robot condition had the most specific feedback about what was cumbersome; for instance, having to set up Blossom, the need for rebooting when it stopped responding, etc. (see 4.4, *Opportunities for Improvement*). However, analysis of the System Usability Scale (SUS) indicated that the robot condition produced the highest mean ratings for usability. Participants in the robot condition expressed positive sentiments towards Blossom, commenting on its embodiment, presence, and human-resembling qualities, which may have positively influenced their ratings of the entire participant experience: “It definitely felt human and it added to the experience [...] with the breathing and head tilt it like more of a human conversation” (P5), “Blossom’s design was non-threatening, the vibe was more like ‘I am here for you’” (P6), and “The robot design is pretty cool, it is not one of those scary robots you see in movies, it is like a friend or a pet; giving it ears and a face is nice and makes it easier to interact with it” (P10).

4.3 Adherence

Statistical Comparison of Conditions. Adherence was measured as the number of days in week 2 that participants continued to use their system for CBT exercises. Levene’s test was not significant; as the data were not normally distributed, a non-parametric test was used to compare adherence between conditions. A Kruskal-Wallis test was performed on the scores of the three conditions. The differences between the rank means of 19.46 (robot), 23.96 (chatbot), and 15.08 (worksheet) were not significant, $H(2, n = 38) = 4.2, p > 0.05$.

Thematic Analysis of Interview Data. Analysis of the exit interviews coded for participants’ mentions of their decision-making revealed that the largest catalyst for additional sessions after week 1 was needing help to process the day (23 mentions across conditions; 7 for Blossom, 8 Chatbot, 8 Worksheet). Participants expressed that “having a lot of things to discuss” was a motivating factor as well as when a new problem was affecting them or when they were stressed in general: “*When I feel crappy that day, I go to Blossom. It was a good resource for me*” (P7). Participants differentiated between the levels of stress that did or did not allow them to integrate the exercises in their day. Too much stress and responsibility caused them to not have time to reflect (13 mentions), especially when they perceived CBT exercises to be lengthy and they could not control the time spent. However, they appreciated the accessibility of CBT sessions when they were needed. Notably, having a good day sometimes meant that they were not urgently in need of support, e.g.: “*Some days there was no need, I was doing them only when I needed to structure my thoughts*” (P30). Moreover, participants incorporated the skills they had already learned (“*I knew how to cope with stress from week 1*”, P13) and applied them to emerging situations automatically. These mentions of learned coping strategies, self-reflection, and problem visualization added to the analysis of adherence as they highlighted that not only the quantity of sessions but the accessibility of support when needed was an important factor in deciding whether or not to complete the session.

Linear Regression. Results of the linear regression indicated that there was a significant effect between the adherence and a participant’s negative attitude towards robots, ($F(1, 9) = 9.139, p = 0.014, R^2 = 0.449$). The individual predictor was examined further and indicated that NARS ($t = -3.02, b = -0.339, p = 0.014$) was a significant predictor.

4.4 Overall Study Impressions

In the post-study interview, participants were asked to reflect on the entirety of the study and identify up to three aspects that they particularly liked and three that they thought needed improvement.

Praised Features. Analysis of participant responses revealed ten themes among positive experiences (Table 3); these included discussions of the convenience, ease of use and innovative aspects of the technologies used, therapeutic outcomes and cognitive behavioral therapy (CBT), survey check-ins and study structure, as well as the benefits of forming daily habits.

Regarding **convenience or accessibility** of the CBT sessions, participants highlighted that they could talk to “someone” at any time, at any place without a need for scheduling or having to travel somewhere. P14 commented “*Having access to a pseudo-therapist was nice, someone I could talk to whenever I want was definitely a highlight*’.

One of the most common themes was the **ease of use** of the interface, mentioned by participants in all three conditions. They commented on how simple, straightforward and user-friendly it was to use their respective interface, e.g. “*Super easy to use*” (P19).

Participants in the robot and chatbot conditions also mentioned the **innovative** aspects and integrating **AI** into the study. They appreciated how advanced their systems were and how relevant to current advances in technology. For instance, P5 commented “*Being able to see it first hand was really cool*”.

In the robot condition, a theme emerged regarding Blossom’s design and non-threatening appearance: *“I liked the appearance of Blossom - so cute, it doesn’t show any robot parts [...], not intrusive, very smooth and cuddly”* (P8).

Participants across all conditions specifically mentioned their interest in CBT. They expressed interest in the options that were offered (coping vs. restructuring exercises) and in how CBT reframed or addressed their situations: *“CBT is good, especially for people who can’t see through their own thoughts”* (P36).

The theme of **therapeutic outcomes** includes all participants’ responses on how the sessions improved their overall mental health, reduced their daily stress, and helped them reflect, e.g., *“Exercises allowed me to conquer my fears on a daily basis”*(P32). In many cases they attributed therapeutic outcomes to the systems’ capabilities, for instance describing it as *“Something to chat with when stressed, [it is] more objective than a human”* (P26), *“An interface that doesn’t judge, [I can] share without judgment”* (P36), or *“Being able to open up to it”* (P3). Participants also drew attention to the offered exercises, and the chatbot’s and robot’s responses as well as provided solutions, as quoted by P7: *“I liked the responses it gave me, made me feel better about problems”*.

Table 3. Themes resulting from qualitative analysis of students’ (n = 38) overall favorite aspects of the study

Themes	Definition	Robot	Chatbot	Worksheet	TOTAL
Convenience/ Accessibility	Being able to talk whenever, no need for scheduling or relocating	6 (5.17%)	4 (3.45%)	1 (0.86%)	11 (9.48%)
UI/Ease of Use	Interface easy to use, straightforward, accessible	8 (6.90%)	5 (4.31%)	10 (8.62%)	23 (19.83%)
AI/Innovation	New technology, interacting with AI/ advanced system everyday	7 (6.03%)	6 (5.17%)	-	13 (11.21%)
Blossom Design	Non-threatening, cute, cuddly, able to breathe	4 (3.45%)	-	-	4 (3.45%)
Cognitive Behavioral Therapy (CBT)	Interest in method, the options provided (coping vs restructuring exercises)	6 (5.17%)	4 (3.45%)	5 (4.31%)	15 (12.93%)
Therapeutic Outcomes	Self-reflection, reduced stress, in-depth responses, solutions, exercises	7 (6.03%)	4 (3.45%)	12 (10.34%)	23 (19.83%)
Surveys	Questions were consistent, check-ins, before/after	2 (1.72%)	3 (2.59%)	7 (6.03%)	12 (10.34%)
Study Overall	Organization, staff interaction, daily reminders	4 (3.45%)	6 (5.17%)	2 (1.72%)	12 (10.34%)
Habit Forming	Good practice, daily	1 (0.86%)	-	1 (0.86%)	2 (1.72%)
Memory	The system remembers past conversations *	1 (0.86%)	-	-	1 (0.86%)
Total	-	46 (39.7%)	32 (27.6%)	38 (32.8%)	116 (100%)

* The system is not actually able to remember past conversations, but it is possible that the robot gave the impression

Participants throughout all conditions highlighted the existence of the **surveys** before and after each therapy session. Daily surveys seemed to help them recognize changes in their emotional state as exemplified by P14: *“It is good to check in on thoughts, pre and post surveys were helpful”* and P32: *“The survey questions enhanced my ability to dig up feelings”*, while others mentioned that the surveys were well-designed or that they helped them evaluate how the session had affected them.

The theme **study overall** refers to participants’ mentions of the overall structure of the study including their interaction with the researchers, the daily reminders they received to keep on track with the study’s responsibilities,

and general organizational matters such as the onboarding experience (e.g. P9: *‘the amount of thought and care that was put into it’*).

Two participants, one from the robot and one from the worksheet conditions, highlighted the importance of **forming a habit**, e.g. *‘It was good practice having to do this every day’* (P6).

Finally, one participant from the robot condition pointed out that they appreciated that the robot remembered their previous conversations (**memory**), although this was not a feature that was included in the study.

Opportunities for Improvement. Participants’ responses extended across eight dimensions. The most common theme dealt with the **quality of conversation**. Participants in all conditions wished for more depth and diversity of responses, e.g. P1 commented: *“It was the same responses every time, it always suggested to calm down”*. Those who were interacting with Blossom or the chatbot added that they noticed their system did not always know how to smoothly switch topics or end the conversation, e.g. P1: *“It tries to keep shifting to the next meeting”* or P18: *“Sometimes it does cut you off at the end, ‘see you next time’ - wait I want to talk about something else”*.

Table 4. Themes resulting from qualitative analysis of students’ (n = 38) suggestions for improvement

Themes	Definition	Robot	Chatbot	Worksheet	TOTAL
Quality of Conversation	More depth/diversity in responses, examples, more organic switching of topic end of conversation	8 (8.25%)	11 (11.34%)	10 (10.31%)	29 (29.90%)
Technical Issues	Adequate response time, no sentences cut short, no pause between statements, grammar	11 (11.34%)	5 (5.15%)	-	16 (16.49%)
Surveys	Questions should be less repetitive/confusing, fewer (amount)	3 (3.09%)	4 (4.12%)	6 (6.19%)	13 (13.40%)
Blossom Behavior	Blossom’s voice (too robotic/rigid) cumbersome setup, appearance not customizable (e.g. color)	11 (11.34%)	-	-	11 (11.34%)
Additional Resources	Requests for a mobile app, video, visualizations, being able to debrief with real therapists	1 (1.03%)	6 (6.19%)	4 (4.12%)	11 (11.34%)
Study Overall	Having to record session every day, many reminders	3 (3.09%)	1 (1.03%)	3 (3.09%)	7 (7.22%)
Memory	Show past sessions or log, remember conversation/names	1 (1.03%)	4 (4.12%)	-	5 (5.15%)
Website UI	Format, style, graphical design	-	1 (1.03%)	4 (4.12%)	5 (5.15%)
Total	-	38 (39.18%)	32 (32.99%)	27 (27.84%)	97 (100%)

Another theme formed around **technical issues** in the chatbot and robot conditions, including LLM grammar issues, sentences being cut off, long response times, and a high number statements/questions presented without pauses, making it hard to respond. P8 said: *“In a natural conversation, you cut people off when you are still responding, that’s more humanlike”*. Some participants noted that daily pre/post **surveys** became repetitive and that they would prefer some variety, including in the answer choices, *“They could be monotonous”* (P36).

Participants in the robot condition referred to **Blossom’s behavior**, including its way of speaking, as an opportunity for improvement, for instance: *“The voice was like a robot speaking - rigid”* (P11), *“It was jarring to have the Siri-ish voice*

come out of Blossom" (P6), "I wish Blossom had a cuter voice" (P3), "I was shocked to hear Blossom's deep voice, I expected a cartoon character voice" (P3). Participants mentioned an interest in customization: "I want it to be more customizable, i.e., different colors, ears, pet nature"(P10).

The **additional resources** theme captures participants' suggestions and requests on how to expand the research, such as by having a mobile app (P23) and feedback or follow-up sessions by a human therapist (P16, P30, P33). P16 asked for "Something to increase accountability. Chat with AI and then follow up with a person". Some participants suggested extended ways to interact with the system, such as with the use of images (P13), the development of scenarios, or visualizing situations (P37). P22 wanted the system to be a "Long term tool", while P23 and P42 sought to have additional resources such as videos.

Participants also had valuable suggestions regarding the **overall study**, including decreasing the number of daily reminders and having more control over the timing of sessions. Two participants mentioned the study's transparency; P31 wanted "Better knowledge of what [the researchers] are doing with the surveys and data"; all such information was shared with the participant at the very beginning when they signed consent forms, but this highlights participants' potential need to be reminded of the policies once they are more deeply involved in the study and sharing increasingly sensitive data as time goes on.

The **website/UI** theme contained participants' suggestions regarding the format, style, and graphical design of the website used to fill out the surveys, such as to "Increase the size of the buttons on the website" (P39). Finally, in the **memory** theme, participants from the robot and chatbot conditions expressed a desire for a system capable of remembering previous sessions and conversations, e.g., "If it showed your past sessions and had a log, I could remember what I asked it last time and then use that" (P10), as well as remembering their name.

5 DISCUSSION

This work leveraged SAR and LLM technologies for supporting CBT exercises, considering both short-term (pre- to post-sessions) improvements in perceived anxiety and therapeutic outcomes (measured weekly). The pre- to post-session improvements were most pervasive in the robot condition, where participants experienced significant relief in terms of anxiety scores from immediately before and after individual sessions on 6 separate days. In the chatbot condition, short-term relief was only observed on 2 out of the 8 days of administered CBT exercises, while in the worksheet condition, no short-term decrease in anxiety per single session could be observed.

Evaluating H1. We hypothesized that therapeutic outcomes, as measured through self-reported weekly measures of general psychological distress, would improve across all conditions. Our results show that there was a statistically significant improvement in OQ scores in both the robot and worksheet conditions, *supporting H1a and H1c*. The improvement in the OQ scores in the chatbot condition were not statistically significant, so *H1b is not supported*. Since persistent completion of CBT homework exercises helps with therapeutic outcomes [45], it is not surprising that the OQ scores for the participants completing the traditional worksheets improved over the study period. The literature also suggests that chatbot-guided therapy can lead to positive therapeutic outcomes [36]. Our results did not corroborate these findings in the chatbot condition. Worksheets use an established, standard practice, while chatbots are a relatively novel application that did not seem to improve general psychological distress over the study period. However, we did find that robot-guided therapy was able to lead to positive therapeutic outcomes. We attribute these diverging outcomes to the one differing factor between the two conditions, i.e., the embodiment of the SAR. Research has shown that embodiment is able to access diverse channels of communication, including non-verbal cues, which are not available to text-based systems [21]. Our results therefore suggest that Blossom was able to utilize these advantages of embodiment,

while the chatbot could not. The robot’s embodiment allowed it to use cues like breathing and head movements to elicit social, cognitive, and task outcomes [51]. Physical embodiment has also been found to yield greater perceived social presence, which in turn allows a robot to be perceived as a social actor in providing a human-like conversation [7, 37]. We found this reflected in our thematic interviews, where participants talked about perceiving Blossom as a friend/human and specifically linked its non-verbal cues like breathing and head tilts to making interactions with it feel like human conversations.

Evaluating H2. We hypothesized that therapeutic outcomes will show significant single-session improvements in the robot, chatbot, and worksheet conditions as measured through pre- to post-session anxiety surveys. Our results demonstrated that there were statistically significant improvements in the pre- to post-session anxiety surveys in the blossom and chatbot conditions, *confirming H2a and H2b*. However the results in the worksheet condition were not statistically significant, *so we were not able to confirm H2c*. These results suggest that while traditional CBT exercises are able to help with overall therapeutic progress (as demonstrated by the literature and also our findings in H1c), that these exercises do not assist with single-session improvements. The LLM-based methods however do. Previous research has indicated that greater levels of interaction in therapy are associated with more effective treatment, in part because external processing helps better identify cognitive distortions [48], which may also apply to homework exercises as indicated by these results, which saw the most interactive condition, Blossom, produce significantly lowered anxiety levels after the majority of the sessions. The chatbot showed some potential in single-session anxiety decrease, but was only effective less than half of the time. The least interactive technology, a static website with a traditional CBT worksheet, did not produce any significant drops in perceived anxiety after a single session. SARs are known to provide many interactive aspects and engage a variety of senses (including sound, sight and touch) thereby creating multiple modalities of content delivery [63]. This may serve to integrate therapy support exercises more efficiently than other methods with fewer communication modalities at their disposal as indicated by our results. Blossom’s ability to act as an interactive social partner that is able to engage participants and be responsive to their input therefore excellently positions it to support therapeutic interventions.

Evaluating H3. There was no significant difference between the three conditions in terms of adherence to daily CBT exercises, thus *H3 was not supported*. In some previous studies, SAR embodiment has been found to create more engaging interactions compared to screen-based agents [21], and to encourage adherence [19, 67]. Accordingly, we hypothesized that Blossom would encourage greater adherence than the other conditions, but our results show no significant difference in adherence between the robot condition and the other two conditions. Some past research has suggested that there are limited differences in the performance of an embodied agent when compared to a virtual agent in therapeutic settings [15]. A larger sample size study is needed to further evaluate this effect. Moreover, contextual factors could have played a larger role than anticipated. For instance, the timing of the study partially overlapped with some students’ final exams, which limited their availability and capacity to engage in the daily CBT exercises. Post-study interviews revealed that some participants fell ill, impacting their adherence. On the other hand, the thematic analysis also showed an interesting alternative explanation that highlighted the accessibility of support rather than solely the quantity of sessions. As they had learned coping and restructuring strategies in week 1, some participants applied the skills to new situations and expressed that knowing they had access to more resources when a difficult day required them was reassuring so they only relied on this support as needed.

Future Work and Implications.

A future iteration of the study should utilize a larger sample size to measure the relationship between adherence and accessibility of support more robustly, assess additional environmental and motivational factors, as well as schedule

activities towards the beginning of a given semester and over a longer period of time. Participant feedback also suggested we explore alternate voices for Blossom and that there was a need for continuous reassurance that their data be securely stored in AWS and only accessible by researchers. The CBT exercises administered in this study were not designed to replace human therapists. Instead, they were meant to supplement the tools available to CBT practitioners and to provide interactive experiences that may enhance adherence. This work demonstrates that SARs can be an effective tool for improving at-home CBT practice, potentially improving CBT efficacy, accessibility (through the use of low-cost robots and chatbots), and user quality of life. Through our pilot testing of the CBT exercises, we found that the LLM generated appropriate responses constrained within the CBT structure and our review of transcripts post-study demonstrated no problematic statements. Due to the sensitivity of discussing mental health and accessing mental health resources that students from multiple communities face, we acknowledge that many populations might have cultural biases preventing them from participating in our research, and by utilizing a convenience sample our work is limited to participants more open-minded to therapy. Our recruitment methods could have introduced biases due to the selection of participants who were fluent in English. To address the ethical concern of working with vulnerable populations, the recruited participants were screened using the PHQ-9. Those with scores indicating moderately severe to severe depression were excluded from participation. Therefore, our methods were tested with a general university student population rather than with individuals with severe mental health concerns.

6 CONCLUSION

This work presented a novel HRI user study evaluating SAR-guided LLM-powered CBT homework exercises for university students. Our findings show that both the SAR and traditional CBT homework methods result in improvements to self-reported measures of general distress (H1); the SAR outperformed both other conditions in improvements to pre- to post-session anxiety measures, with the chatbot occasionally supporting these improvements and the traditional methods never seeing improvements (H2); and no statistically significant differences in adherence among the three conditions (H3). These findings suggest that SAR-guided CBT homework is a promising method for supporting student mental health and merits further exploration.

ACKNOWLEDGMENTS

To Amy O'Connell for her support in building the Blossom robots. To Yang Qian for her support in developing the deployment platform.

REFERENCES

- [1] Alaa A Abd-Alrazaq, Mohammad Alajlani, Ali Abdallah Alalwan, Bridgette M Bewick, Peter Gardner, and Mowafa Househ. 2019. An overview of the features of chatbots in mental health: A scoping review. *International Journal of Medical Informatics* 132 (2019), 103978.
- [2] Courtney E Ackerman. 2017. CBT Techniques: 25 Cognitive Behavioral Therapy Worksheets. <https://positivepsychology.com/cbt-cognitive-behavioral-therapy-techniques-worksheets/>
- [3] Therapist Aid. 2017. Cognitive Restructuring: Socratic Questions. <https://www.therapistaid.com/therapy-worksheets/socratic-questioning/cbt/none>
- [4] Lale Wisnu Andrayani, GA Sri Puja Warnis Wijayanti, Desty Emilyani, and Qibithia Maria Malik. 2023. Effectiveness of Reminiscence Therapy and Deep Breath Relaxation Therapy on Stress Levels of Elderly During the Covid-19 Pandemic. *Jurnal Keperawatan Terpadu (Integrated Nursing Journal)* 5, 2 (2023), 38–47.
- [5] Rohan Anil, Andrew M Dai, Orhan Firat, Melvin Johnson, Dmitry Lepikhin, Alexandre Passos, Siamak Shakeri, Emanuel Taropa, Paige Bailey, Zhifeng Chen, et al. 2023. Palm 2 technical report. *arXiv preprint arXiv:2305.10403* (2023).
- [6] Earl R Babbie. 2020. *The practice of social research*. Cengage learning.
- [7] Wilma A Bainbridge, Justin Hart, Elizabeth S Kim, and Brian Scassellati. 2008. The effect of presence on human-robot interaction. In *RO-MAN 2008-The 17th IEEE International Symposium on Robot and Human Interactive Communication*. IEEE, 701–706.

- [8] Wolmet Barendregt, Ana Paiva, A Kappas, A Vasalou, C Heath, S Serholt, C Basedow, and AO Patricia. 2014. Child–robot interaction: Social bonding, learning and ethics. In *Workshop proceedings of Interaction Design and Children Conference IDC14*.
- [9] Sandra Bedaf, Gert Jan Gelderblom, and Luc De Witte. 2015. Overview and categorization of robots supporting independent living of elderly people: What activities do they support and how far have they developed. *Assistive Technology* 27, 2 (2015), 88–100.
- [10] Cindy L Bethel, Matthew R Stevenson, and Brian Scassellati. 2011. Secret-sharing: Interactions between a child, robot, and adult. In *2011 IEEE International Conference on systems, man, and cybernetics*. IEEE, 2489–2494.
- [11] Kuldhir S Bhati. 2014. Effect of client-therapist gender match on the therapeutic relationship: An exploratory analysis. *Psychological reports* 115, 2 (2014), 565–583.
- [12] James F Boswell, Brittany R Iles, Matthew W Gallagher, and Todd J Farchione. 2017. Behavioral activation strategies in cognitive-behavioral therapy for anxiety disorders. *Psychotherapy* 54, 3 (2017), 231.
- [13] Virginia Braun and Victoria Clarke. 2017. Using thematic analysis in psychology. *Qual Res Psychol*. 2006; 3 (2): 77–101.
- [14] John Brooke. 1996. Sus: a “quick and dirty” usability. *Usability evaluation in industry* 189, 3 (1996), 189–194.
- [15] Douglas Brooks, Yu-ping Chen, and Ayanna M Howard. 2012. Simulation versus embodied agents: Does either induce better human adherence to physical therapy exercise?. In *2012 4th IEEE RAS & EMBS International Conference on Biomedical Robotics and Biomechatronics (BioRob)*. IEEE, 1715–1720.
- [16] Tom Brown, Benjamin Mann, Nick Ryder, Melanie Subbiah, Jared D Kaplan, Prafulla Dhariwal, Arvind Neelakantan, Pranav Shyam, Girish Sastry, Amanda Askell, et al. 2020. Language models are few-shot learners. *Advances in neural information processing systems* 33 (2020), 1877–1901.
- [17] Christopher Burton, Aurora Szentagotai Tatar, Brian McKinstry, Colin Matheson, Silviu Matu, Ramona Moldovan, Michele Macnab, Elaine Farrow, Daniel David, Claudia Pagliari, et al. 2016. Pilot randomised controlled trial of Help4Mood, an embodied virtual agent-based system to support treatment of depression. *Journal of telemedicine and telecare* 22, 6 (2016), 348–355.
- [18] Jonathan Casas, Bahar Irfan, Emmanuel Senft, Luisa Gutiérrez, Monica Rincon-Roncancio, Marcela Munera, Tony Belpaeme, and Carlos A Cifuentes. 2018. Social assistive robot for cardiac rehabilitation: A pilot study with patients with angioplasty. In *Companion of the 2018 ACM/IEEE International Conference on Human-Robot Interaction*. 79–80.
- [19] Nathalia Céspedes, Bahar Irfan, Emmanuel Senft, Carlos A Cifuentes, Luisa F Gutierrez, Mónica Rincon-Roncancio, Tony Belpaeme, and Marcela Múnera. 2021. A socially assistive robot for long-term cardiac rehabilitation in the real world. *Frontiers in Neurorobotics* 15 (2021), 633248.
- [20] Kerstin Denecke, Sayan Vaheesan, and Aaganya Arulnathan. 2020. A mental health chatbot for regulating emotions (SERMO)-concept and usability test. *IEEE Transactions on Emerging Topics in Computing* 9, 3 (2020), 1170–1182.
- [21] Eric Deng, Bilge Mutlu, Maja J Mataric, et al. 2019. Embodiment in socially interactive robots. *Foundations and Trends® in Robotics* 7, 4 (2019), 251–356.
- [22] Jacob Devlin, Ming-Wei Chang, Kenton Lee, and Kristina Toutanova. 2018. Bert: Pre-training of deep bidirectional transformers for language understanding. *arXiv preprint arXiv:1810.04805* (2018).
- [23] Francesca Dino, Rohola Zandie, Hojjat Abdollahi, Sarah Schoeder, and Mohammad H Mahoor. 2019. Delivering cognitive behavioral therapy using a conversational social robot. In *2019 IEEE/RSJ International Conference on Intelligent Robots and Systems (IROS)*. IEEE, 2089–2095.
- [24] Juan Fasola and Maja J Mataric. 2012. Using socially assistive human–robot interaction to motivate physical exercise for older adults. *Proc. IEEE* 100, 8 (2012), 2512–2526.
- [25] David Feil-Seifer and Maja J Mataric. 2005. A multi-modal approach to selective interaction in assistive domains. In *ROMAN 2005. IEEE International Workshop on Robot and Human Interactive Communication, 2005*. IEEE, 416–421.
- [26] David Feil-Seifer and Maja J Mataric. 2011. Socially assistive robotics. *IEEE Robotics & Automation Magazine* 18, 1 (2011), 24–31.
- [27] Ronit Feingold Polak and Shelly Levy Tzedek. 2020. Social robot for rehabilitation: expert clinicians and post-stroke patients’ evaluation following a long-term intervention. In *Proceedings of the 2020 ACM/IEEE international conference on human-robot interaction*. 151–160.
- [28] Julia Fink. 2012. Anthropomorphism and human likeness in the design of robots and human-robot interaction. In *Social Robotics: 4th International Conference, ICSR 2012, Chengdu, China, October 29-31, 2012. Proceedings 4*. Springer, 199–208.
- [29] Kathleen Kara Fitzpatrick, Alison Darcy, and Molly Vierhile. 2017. Delivering cognitive behavior therapy to young adults with symptoms of depression and anxiety using a fully automated conversational agent (Woebot): a randomized controlled trial. *JMIR mental health* 4, 2 (2017), e7785.
- [30] Russell Fulmer, Angela Joerin, Breanna Gentile, Lysanne Lakerink, Michiel Rauws, et al. 2018. Using psychological artificial intelligence (Tess) to relieve symptoms of depression and anxiety: randomized controlled trial. *JMIR mental health* 5, 4 (2018), e9782.
- [31] Kerstin S Haring, Kelly M Satterfield, Chad C Tossell, Ewart J De Visser, Joseph R Lyons, Vincent F Mancuso, Victor S Finomore, and Gregory J Funke. 2021. Robot authority in human-robot teaming: Effects of human-likeness and physical embodiment on compliance. *Frontiers in Psychology* 12 (2021), 625713.
- [32] Sylvia Helbig and Lydia Fehm. 2004. Problems with homework in CBT: Rare exception or rather frequent? *Behavioural and cognitive psychotherapy* 32, 3 (2004), 291–301.
- [33] Dan Hendrycks, Collin Burns, Steven Basart, Andy Zou, Mantas Mazeika, Dawn Song, and Jacob Steinhardt. 2020. Measuring massive multitask language understanding. *arXiv preprint arXiv:2009.03300* (2020).
- [34] Natalie E Hundt, Joseph Mignogna, Cathy Underhill, and Jeffrey A Cully. 2013. The relationship between use of CBT skills and depression treatment outcome: A theoretical and methodological review of the literature. *Behavior therapy* 44, 1 (2013), 12–26.

- [35] What is Cognitive Behavioral Therapy. 2017. What is Cognitive Behavioral Therapy? <https://www.apa.org/ptsd-guideline/patients-and-families/cognitive-behavioral>
- [36] Sooah Jang, Jae-Jin Kim, Soo-Jeong Kim, Jieun Hong, Suji Kim, and Eunjo Kim. 2021. Mobile app-based chatbot to deliver cognitive behavioral therapy and psychoeducation for adults with attention deficit: A development and feasibility/usability study. *International journal of medical informatics* 150 (2021), 104440.
- [37] Younbo Jung and Kwan Min Lee. 2004. Effects of physical embodiment on social presence of social robots. *Proceedings of PRESENCE* 2004 (2004), 80–87.
- [38] Nathaniel J Jungbluth and Stephen R Shirk. 2013. Promoting homework adherence in cognitive-behavioral therapy for adolescent depression. *Journal of Clinical Child & Adolescent Psychology* 42, 4 (2013), 545–553.
- [39] Nikolaos Kazantzis, Craig Whittington, and Frank Dattilio. 2010. Meta-analysis of homework effects in cognitive and behavioral therapy: A replication and extension. *Clinical Psychology: Science and Practice* 17, 2 (2010), 144.
- [40] Kurt Kroenke, Robert L Spitzer, and Janet BW Williams. 1999. Patient health questionnaire-9. *Cultural Diversity and Ethnic Minority Psychology* (1999).
- [41] Harsh Kumar, Ilya Musabirov, Jiakai Shi, Adele Lauzon, Kwan Kiu Choy, Ofek Gross, Dana Kulzhabayeva, and Joseph Jay Williams. 2022. Exploring the design of prompts for applying gpt-3 based chatbots: A mental wellbeing case study on mechanical turk. *arXiv preprint arXiv:2209.11344* (2022).
- [42] V Manoj Kumar, A Keerthana, M Madhumitha, S Valliammai, and V Vinithasri. 2016. Sanative chatbot for health seekers. *International Journal Of Engineering And Computer Science* 5, 03 (2016), 16022–16025.
- [43] E Kuru, Y Safak, İ Özdemir, RG Tulacı, K Özdel, NG Özkula, and S Örsel. 2018. Cognitive distortions in patients with social anxiety disorder: Comparison of a clinical group and healthy controls. *The European Journal of Psychiatry* 32, 2 (2018), 97–104.
- [44] Michael J Lambert, Ann T Gregersen, and Gary M Burlingame. 2004. The Outcome Questionnaire-45. (2004).
- [45] Richard T LeBeau, Carolyn D Davies, Najwa C Culver, and Michelle G Craske. 2013. Homework compliance counts in cognitive-behavioral therapy. *Cognitive behaviour therapy* 42, 3 (2013), 171–179.
- [46] Cindy H Liu, Courtney Stevens, Sylvia HM Wong, Miwa Yasui, and Justin A Chen. 2019. The prevalence and predictors of mental health diagnoses and suicide among US college students: Implications for addressing disparities in service use. *Depression and anxiety* 36, 1 (2019), 8–17.
- [47] Norjasween Abdul Malik, Fazah Akhtar Hanapiah, Rabiatal Adawiah Abdul Rahman, and Hanafiah Yussof. 2016. Emergence of socially assistive robotics in rehabilitation for children with cerebral palsy: a review. *International Journal of Advanced Robotic Systems* 13, 3 (2016), 135.
- [48] Shadd Maruna and Ruth E Mann. 2006. A fundamental attribution error? Rethinking cognitive distortions. *Legal and Criminological Psychology* 11, 2 (2006), 155–177.
- [49] Maja J Matarić, Jon Eriksson, David J Feil-Seifer, and Carolee J Winstein. 2007. Socially assistive robotics for post-stroke rehabilitation. *Journal of neuroengineering and rehabilitation* 4 (2007), 1–9.
- [50] Maja J Matarić and Brian Scassellati. 2016. Socially assistive robotics. *Springer handbook of robotics* (2016), 1973–1994.
- [51] Bilge Mutlu. 2011. Designing embodied cues for dialog with robots. *AI Magazine* 32, 4 (2011), 17–30.
- [52] Tatsuya Nomura, Takayuki Kanda, and Tomohiro Suzuki. 2006. Experimental investigation into influence of negative attitudes toward robots on human–robot interaction. *Ai & Society* 20 (2006), 138–150.
- [53] Openai. 2023. *GPT-4 Technical Report*. <https://arxiv.org/pdf/2303.08774.pdf>
- [54] Ulrika Östlund, Lisa Kidd, Yvonne Wengström, and Neneh Rowa-Dewar. 2011. Combining qualitative and quantitative research within mixed method research designs: a methodological review. *International journal of nursing studies* 48, 3 (2011), 369–383.
- [55] Paola Pennisi, Alessandro Tonacci, Gennaro Tartarisco, Lucia Billeci, Liliana Ruta, Sebastiano Gangemi, and Giovanni Pioggia. 2016. Autism and social robotics: A systematic review. *Autism Research* 9, 2 (2016), 165–183.
- [56] Matthew E Peters, Mark Neumann, Mohit Iyyer, Matt Gardner, Christopher Clark, Kenton Lee, and Luke Zettlemoyer. 1802. Deep contextualized word representations. CoRR abs/1802.05365 (2018). *arXiv preprint arXiv:1802.05365* (1802).
- [57] Paul A Pilkonis, Seung W Choi, Steven P Reise, Angela M Stover, William T Riley, David Cella, and PROMIS Cooperative Group. 2011. Item banks for measuring emotional distress from the Patient-Reported Outcomes Measurement Information System (PROMIS®): depression, anxiety, and anger. *Assessment* 18, 3 (2011), 263–283.
- [58] Valentina Pitardi, Jochen Wirtz, Stefanie Paluch, and Werner H Kunz. 2021. Service robots, agency and embarrassing service encounters. *Journal of service management* 33, 2 (2021), 389–414.
- [59] Jan Prasko, Ilona Krone, Julius Burkauskas, Jakub Vanek, Marija Abeltina, Alicija Juskiene, Tomas Sollar, Ieva Bite, Milos Slepecky, and Marie Ociskova. 2022. Homework in Cognitive Behavioral Supervision: Theoretical Background and Clinical Application. *Psychology Research and Behavior Management* (2022), 3809–3824.
- [60] Victor Sanh, Albert Webson, Colin Raffel, Stephen H Bach, Lintang Sutawika, Zaid Alyafeai, Antoine Chaffin, Arnaud Stiegler, Teven Le Scao, Arun Raja, et al. 2021. Multitask prompted training enables zero-shot task generalization. *arXiv preprint arXiv:2110.08207* (2021).
- [61] Brian Scassellati, Henny Admoni, and Maja Matarić. 2012. Robots for use in autism research. *Annual review of biomedical engineering* 14 (2012), 275–294.
- [62] Stephen M Schueller and Robert R Morris. 2023. Clinical science and practice in the age of large language models and generative artificial intelligence. *Journal of Consulting and Clinical Psychology* 91, 10 (2023), 559–561. <https://doi.org/10.1037/ccp0000848>

- [63] Arielle AJ Scoglio, Erin D Reilly, Jay A Gorman, and Charles E Drebing. 2019. Use of social robots in mental health and well-being research: systematic review. *Journal of medical Internet research* 21, 7 (2019), e13322.
- [64] Elena Márquez Segura, Michael Kriegel, Ruth Aylett, Amol Deshmukh, and Henriette Cramer. 2012. How do you like me in this: User embodiment preferences for companion agents. In *Intelligent Virtual Agents: 12th International Conference, IVA 2012, Santa Cruz, CA, USA, September, 12-14, 2012. Proceedings 12*. Springer, 112–125.
- [65] Aarohi Srivastava, Abhinav Rastogi, Abhishek Rao, Abu Awal Md Shoeb, Abubakar Abid, Adam Fisch, Adam R Brown, Adam Santoro, Aditya Gupta, Adrià Garriga-Alonso, et al. 2022. Beyond the imitation game: Quantifying and extrapolating the capabilities of language models. *arXiv preprint arXiv:2206.04615* (2022).
- [66] Michael Suguitan and Guy Hoffman. 2019. Blossom: A handcrafted open-source robot. *ACM Transactions on Human-Robot Interaction (THRI)* 8, 1 (2019), 1–27.
- [67] Katelyn Swift-Spong. 2019. *Towards socially assistive robot support methods for physical activity behavior change*. Ph.D. Dissertation. University of Southern California.
- [68] Katelyn Swift-Spong, Elaine Short, Eric Wade, and Maja J Matarić. 2015. Effects of comparative feedback from a socially assistive robot on self-efficacy in post-stroke rehabilitation. In *2015 IEEE International Conference on Rehabilitation Robotics (ICORR)*. IEEE, 764–769.
- [69] Ashish Vaswani, Noam Shazeer, Niki Parmar, Jakob Uszkoreit, Llion Jones, Aidan N Gomez, Łukasz Kaiser, and Illia Polosukhin. 2017. Attention is all you need. *Advances in neural information processing systems* 30 (2017).
- [70] Jason Wei, Xuezhi Wang, Dale Schuurmans, Maarten Bosma, Fei Xia, Ed Chi, Quoc V Le, Denny Zhou, et al. 2022. Chain-of-thought prompting elicits reasoning in large language models. *Advances in Neural Information Processing Systems* 35 (2022), 24824–24837.
- [71] Lilian Weng. 2023. Just had a quite emotional, personal conversation w/ ChatGPT in voice mode, talking about stress, work-life balance. Interestingly I felt... X(formerly Twitter). <https://twitter.com/lilianweng/status/1706544602906530000> Accessed: September 29, 2023.
- [72] Munazza Zaib, Quan Z Sheng, and Wei Emma Zhang. 2020. A short survey of pre-trained language models for conversational ai-a new age in nlp. In *Proceedings of the Australasian computer science week multiconference*. 1–4.
- [73] Caleb Ziems, Minzhi Li, Anthony Zhang, and Diyi Yang. 2022. Inducing positive perspectives with text reframing. *arXiv preprint arXiv:2204.02952* (2022).

A APPENDIX

A.1 MODERATOR PROMPT

Prompt for the moderator to determine if a response from the therapist is not appropriate: “... *Given the above context, is the following advice given by the therapist problematic? Reply with just a Yes or No.*”

A.2 GPT-3.5 PARAMETERS

The input parameters for OpenAI’s chat completion API were:

model	gpt-3.5-turbo
messages	<transcript>
stop	Patient
temperature	1
frequency_penalty	2
presence_penalty	2
n	2
max_tokens	150

Table 5. Parameters for OpenAI’s completion API

The transcript being sent includes all of the previous messages and the user’s latest message.

For moderator, the input parameters were same as above, except the temperature was increased to 2 and the values for n and max_tokens were not sent.

A.3 LIBRARIES USED FOR DATA ANALYSIS

Python libraries and their versions:

pandas	2.0.2
matplotlib	3.7.1
scipy	1.10.1
pingouin	0.5.3
numpy	1.24.3

Table 6. Python libraries

R packages:

readxl	1.4.2
dplyr	1.1.2
tidyr	1.3.0
outliers	0.15
rstatix	0.7.2
ggpubr	0.6.0
car	3.1-2
lmtest	0.9-40
DescTools	0.99.49
ggplot2	3.4.2
ggcorrplot	0.1.4
MASS	7.3-60
afex	1.3-0

Table 7. R packages