

# A Complete Graphical Language for Linear Optical Circuits with Finite-Photon-Number Sources and Detectors

Nicolas Heurtel  

Quandela, 7 Rue Léonard de Vinci, 91300 Massy, France

Université Paris-Saclay, CNRS, ENS Paris-Saclay, Inria, Laboratoire Méthodes Formelles, 91190, Gif-sur-Yvette, France

---

## Abstract

Linear optical circuits can be used to manipulate the quantum states of photons as they pass through components including beam splitters and phase shifters. Those photonic states possess a particularly high level of expressiveness, as they reside within the bosonic Fock space, an infinite-dimensional Hilbert space. However, in the domain of linear optical quantum computation, these basic components may not be sufficient to efficiently perform all computations of interest. To address this limitation it is common to add auxiliary sources and detectors, which enable projections onto auxiliary photonic states and thus increase the versatility of the processes. In this paper, we introduce the  $\mathbf{LO}_{fi}$ -calculus, a graphical language to reason on the infinite-dimensional bosonic Fock space with circuits composed of four core elements of linear optics: the phase shifter, the beam splitter, and auxiliary sources and detectors with bounded photon number. We present an equational theory that we prove to be complete: two  $\mathbf{LO}_{fi}$ -circuits represent the same quantum process if and only if one can be transformed into the other with the rules of the  $\mathbf{LO}_{fi}$ -calculus. We give a unique and compact universal form for such circuits.

**2012 ACM Subject Classification** Theory of computation  $\rightarrow$  Quantum computation theory; Theory of computation  $\rightarrow$  Axiomatic semantics; Hardware  $\rightarrow$  Quantum computation; Hardware  $\rightarrow$  Quantum communication and cryptography

**Keywords and phrases** Quantum Computing, Graphical Language, Linear Optical Circuits, Linear Optical Quantum Computing, Completeness, Fock Space.

**Funding** This work has been partially funded by the European Commission as part of the EIC accelerator program, under the grant agreement 190188855, by the French National Research Agency (ANR) with the project TaQC ANR-22-CE47-0012 and within the framework of “Plan France 2030”, under the research projects EPIQ ANR-22-PETQ-0007, OQULUS ANR-23-PETQ-0013, HQI-Acquisition ANR-22-PNCQ-0001 and HQI-R&D ANR-22-PNCQ-0002, and by the CIFRE 2022/0081.

## 1 Introduction

Quantum computing is a paradigm for processing information [1, 2] that performs computation with quantum states, instead of the classical states of bits. This computational paradigm allows specific computational problems to be solved with quadratic [3] or even exponential speedup [4, 5] compared to their classical counterparts. To encode that quantum data, many technologies have been pursued, such as superconducting circuits [6], trapped ions [7] and cold atoms [8].

One of the prominent candidates for quantum computation is linear optics [9, 10], where the *logical* information is encoded into the quantum states of photons. For quantum computation, the logical states are encoded onto the degrees of freedom of the photons, the *modes*, and the desired logical operations are performed with optical circuits. One usual encoding is the dual-rail encoding [11], where the two states of a quantum bit are encoded on two spatial modes of a single photon, i.e. two different positions of the photon. The ability

to perform any scalable quantum computation with linear optics in the dual-rail encoding has historically been made possible with the KLM protocol [12]. Even though different and more efficient schemes involving linear optics exist [13, 14, 15, 16], they all share the same cornerstone, which was one of the main contributions of [12]: entangled states and entangling logic gates can be implemented by use of auxiliary photons and measurements.

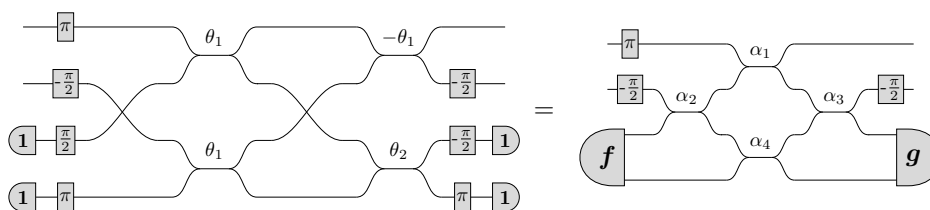
Processes enabling the creation of quantum logic gates and states through the use and measurement of extra resources are known as *heralded* circuits. In such circuits, the photons encoding the qubits can first interact with the auxiliary photons from auxiliary modes. Then the extra modes are measured, projecting on to various possible outcome states with known probabilities. The computation succeeds if the measured state on the auxiliary detectors does match with the desired one, and fails otherwise. Those circuits are heralded in the sense that the auxiliary modes are the witnesses that the computation went well. In the dual-rail encoding, they are necessary [17] to create entangled states such as Bell-pairs [18, 19] and GHZ states [20], and to perform Bell measurements [21, 22, 23], and two-qubit logic gates such as the CZ gate [12, 24], illustrated in Figure 1.

As ubiquitous as heralded circuits are in linear optical quantum computation schemes, many unanswered questions persist regarding optimality and minimality of the additional resources. Considerations of optimality are also intrinsically linked with the choice of encoding. Having a framework not restricted to the dual-rail encoding would help in finding the most appropriate implementation for the desired computation. The purpose of this work is therefore to propose a formal framework to model and manipulate generic heralded circuits.

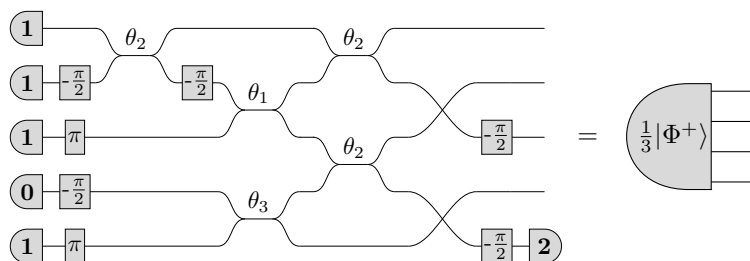
**State of the art.** Some of the main formal frameworks to study, develop or optimize quantum processes are graphical languages [25, 26, 27, 28], representing processes with diagrams and equations between those diagrams. These formalisms have been shown to be very useful for addressing quantum processes in general, such as  $\mathbf{ZX}$ -diagrams [29] with applications in compilation [30, 31, 32], simulation [33, 34, 35] and verification [36, 37]. To completely capture the processes those diagrams model, [38, 39] have introduced a complete set of equations: two equivalent  $\mathbf{ZX}$ -diagrams can always be transformed from one to the other with those equations.

Recently, some works have modeled optical processes with diagrams [40, 41, 42], including notably  $\mathbf{LO}_v$  [43], a complete graphical language for linear optical circuits with vacuum sources and detectors, and  $\mathbf{QPath}$  [44], a graphical language to compute amplitudes. Remarkably, both have also led to results beyond the optical realm, as a subfragment of the first led to derive the first complete equational for quantum circuits [45], while the second introduced a functor from the  $\mathbf{ZX}$ -calculus [44] and led to a more generic language [46].

However, those two frameworks don't completely capture heralded linear optical circuits. In particular,  $\mathbf{LO}_v$  lacks a many-photon semantics and can only cover the single-photon case, while  $\mathbf{QPath}$  uses sums of diagrams in the rewriting process along with generators that are not linear optical components. For instance, we would like to be able to model the photonic implementation of the CZ gate [12, 24] and rewrite it to equivalent forms, as illustrated in Figure 1. Furthermore, even though the single-photon sources and detectors can provide a sufficient model for quantum computation with the dual-rail encoding, the dual-rail framework lacks in few aspects. **(1)** Some sources can directly generate more generic states such as a coherent superposition with the vacuum of the 2-photon state [47], or even directly create entangled states [48]. **(2)** Linear optical circuits are very modular, and each building block is usually used many times. It would therefore be more convenient to sometimes represent those building blocks directly by specifying what they do, instead of how they are implemented, as illustrated in Figure 2.



■ **Figure 1** Optical circuits implementing the CZ two-qubit logic gate. On the left is the original circuit<sup>1</sup> of [24]. There are two auxiliary photons: if exactly one photon is detected for each of the two last wire, then we know we have performed the operation  $|11\rangle \mapsto -|11\rangle$  on the two first wires. This event has a probability  $\frac{2}{27}$  to occur. On the right is an equivalent representation in the  $\mathbf{LO}_{fi}$ -calculus, where  $f$  and  $g$  are two-photon states and projective measurements.



■ **Figure 2** Heralded circuit generating with a  $\frac{1}{9}$  probability the Bell state  $|\Phi^+\rangle = |1010\rangle + |0101\rangle$ . On the left is the original<sup>1</sup> circuit of [18], on the right is an equivalent and modular description. Both are equivalent circuits in the  $\mathbf{LO}_{fi}$ -calculus.

**Challenges.** In seeking to develop a graphical language for modeling linear optical heralded circuits with a many-photon semantics, there are two main challenges. First, the bosonic Fock space, representing all the states that photons can be in, is an infinite-dimensional Hilbert space. In particular, some properties and generators of graphical languages with finite-dimensional theories [49, 50, 51] cannot be used. Second, the interaction of photons, even without bringing auxiliary modes and detections into the picture, is described by the permanents of matrices [52, 53], making cumbersome explicit expression and manipulation of all the involved terms.

**Contributions.** In this paper, we propose such framework, and introduce the  $\mathbf{LO}_{fi}$ -calculus, a graphical language defined on the bosonic Fock space, with circuits composed of four core elements of linear optics: the phase shifter, the beam splitter, and auxiliary finite-photon-number sources and detectors. Our main contributions are the following.

- A complete equational theory for circuits with phase shifters and beam splitters which is simpler than the one in [43] (Section 2).
- A new sound and complete equational theory for linear optical circuits acting on the Fock space, and allowing for all auxiliary finite-photon-number states and detections (Section 3).
- A unique and compact universal form for optical circuits of this kind (Section 4).

All the notation introduced in the paper is summarized in Table 1.

<sup>1</sup> Some phases have been added to take into account the different conventions of the beam splitters.

## 2 LOPP: Linear optical quantum circuits with single-photon semantics

A linear optical quantum circuit consists of spatial modes through which photons pass — which may be physically instantiated by optical fibers, waveguides in integrated circuits, or simply by paths in free space (bulk optics) — and operations that act on those spatial modes, including in particular *beam splitters* ( $\curvearrowright^\theta$ ), and *phase shifters* ( $\boxed{\varphi}$ ).

### 2.1 Syntax and single-photon semantics

Similarly to [43], in order to formalize linear optical circuits, we use the formalism of PROPs [54]. A PRO is a strict monoidal category whose monoid of objects is freely generated by a single  $X$ : the objects are all of the form  $X \otimes X \otimes \cdots \otimes X$ , and simply denoted by  $n$ , the number of occurrences of  $X$ . PROs are typically represented graphically as circuits: each copy of  $X$  is represented by a wire and morphisms by boxes on wires, so that  $\otimes$  is represented vertically and morphism composition  $\circ$  is represented horizontally. For instance,  $D_1$  and  $D_2$  represented as  $\boxed{D_1}$  and  $\boxed{D_2}$  can be horizontally composed as  $D_2 \circ D_1$ , represented by  $\boxed{D_1} \boxed{D_2}$ , and vertically composed as  $D_1 \otimes D_2$ , represented by  $\begin{array}{c} \boxed{D_1} \\ \boxed{D_2} \end{array}$ . A PROP is the symmetric monoidal analogue of PRO, so it is equipped with a swap. It means the circuits are equivalent through wire deformations and that only the connectivity matters.

► **Definition 1.**  $\text{LOPP}^2$  is the PROP of **LOPP**-circuits generated by:

$$\boxed{\varphi} : 1 \rightarrow 1 \qquad \curvearrowright^\theta : 2 \rightarrow 2$$

The convention is to go through from left to right, meaning the inputs (resp. outputs) are on the left (resp. right), and from top to bottom, meaning the first (resp. last) input is the top (resp. last) wire. The identity, the swap and the empty diagrams are noted as follows:  $\text{---}$ ,  $\curvearrowright$ ,  $\boxed{\phantom{\varphi}}$ .

► **Example 2.** Here are two examples of **LOPP**-circuits, that are equivalent up to deformation with the rules of PROPs:

The semantics of linear optical components are usually described by their behavior when there is one single photon passing through those components. Given a circuit of  $m$  wires, the single photon can be in a superposition of the  $m$  different positions, so its state is a vector in  $\mathbb{C}^m$ . We consider the standard orthonormal basis  $\{|e_i\rangle, i \in [1, m]\}$  where  $e_i = |0, \dots, 0, 1, 0, \dots, 0\rangle$  with a 1 at the  $i^{\text{th}}$  component. The object of our PROP is therefore  $X = \mathbb{C}$ , and the vertical composition is interpreted as the direct sum [43, 45]. The semantics is defined as follows.

► **Definition 3 (Semantics of LOPP).** *This single photon semantics of LOPP is inductively defined as follows:  $\llbracket C_1 \otimes C_2 \rrbracket_1 = \llbracket C_1 \rrbracket_1 \oplus \llbracket C_2 \rrbracket_1$ ,  $\llbracket C_2 \circ C_1 \rrbracket_1 = \llbracket C_2 \rrbracket_1 \circ \llbracket C_1 \rrbracket_1$  and :*

<sup>2</sup> The PROP version of **LOPP** has first been defined in [55], as [43] defined **LOPP** as a PRO.

$$\begin{aligned}
\llbracket \text{---} \rrbracket_1 : \mathbb{C} &\rightarrow \mathbb{C} := |1\rangle \mapsto |1\rangle \\
\llbracket \text{---} \square \text{---} \rrbracket_1 : \mathbb{C} &\rightarrow \mathbb{C} := |1\rangle \mapsto e^{i\varphi} |1\rangle \\
\llbracket \text{---} \text{---} \rrbracket_1 : \mathbb{C}^2 &\rightarrow \mathbb{C}^2 := \begin{array}{l} |1, 0\rangle \mapsto |0, 1\rangle \\ |0, 1\rangle \mapsto |1, 0\rangle \end{array} \\
\llbracket \text{---} \theta \text{---} \rrbracket_1 : \mathbb{C}^2 &\rightarrow \mathbb{C}^2 := \begin{array}{l} |1, 0\rangle \mapsto c_\theta |1, 0\rangle + is_\theta |0, 1\rangle \\ |0, 1\rangle \mapsto is_\theta |1, 0\rangle + c_\theta |0, 1\rangle \end{array}
\end{aligned}$$

where  $c_\theta = \cos(\theta)$  and  $s_\theta = \sin(\theta)$ .

► **Remark 4.** It is also usual to represent those linear operators as matrices, with

$$\llbracket C_1 \rrbracket_1 \oplus \llbracket C_2 \rrbracket_1 = \left( \begin{array}{c|c} \llbracket C_1 \rrbracket_1 & 0 \\ \hline 0 & \llbracket C_2 \rrbracket_1 \end{array} \right) \text{ and for instance } \llbracket \text{---} \theta \text{---} \rrbracket_1 = \begin{pmatrix} c_\theta & is_\theta \\ is_\theta & c_\theta \end{pmatrix}.$$

## 2.2 Simpler equational theory of LOPP

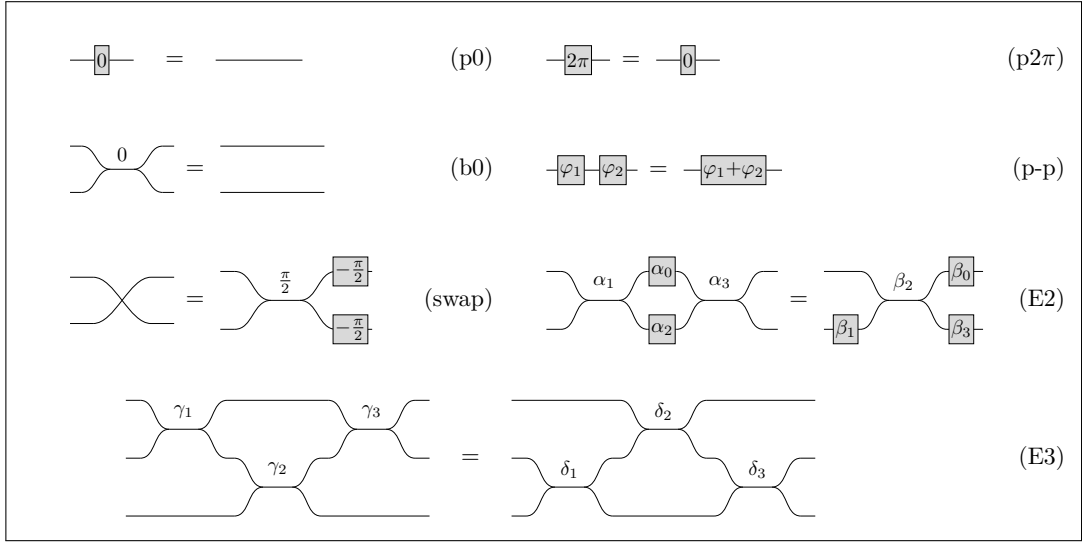
Two distinct **LOPP**-circuits may represent the same quantum evolution. For instance, shifting the phase of a photon by two phase shifters of phase  $\varphi_1$  and  $\varphi_2$  is the same as shifting it with one phase  $\varphi_1 + \varphi_2$ . In order to characterize those equivalences, an equational theory of **LOPP** has been introduced in [43]. In this section, we provide a simpler set of equations in Figure 3. The Equations (b0), (p0), (swap), (p2 $\pi$ ), and (p-p) are still present while the three Equations (pp-b), (oE2), (oE3) of Figure 4 have been replaced by the two Equations (E2) and (E3), respectively representing Euler rotations with two and three axes. Previously, the old equations had a big flaw; while the angles of the right-hand side (RHS) could be uniquely determined by those of the left-hand side (LHS), the inverse was true only with non-trivial constraints, making the equations hardly reversible and not explicitly constructive. We made the following changes:

- A phase has been added in Equation (oE2). It allows to reduce the total number of equations, as both Equation (pp-b) and (oE2) can be derived. More importantly, adding a phase on LHS makes now the LHS universal for  $U(2)$ , so the angles of the LHS can be straightforwardly derived without any constraints from the RHS.
- All the phases of Equation (oE3) have been removed. The formula of the equations are now far simpler, and the equation is now both symmetrical and reversible.

► **Definition 5 (LOPP-calculus).** *Two LOPP-circuits  $D, D'$  are equivalent according to the rules of the LOPP-calculus, denoted  $\mathbf{LOPP} \vdash D = D'$ , if one can transform  $D$  into  $D'$  using the equations given in Figure 3. More precisely,  $\mathbf{LOPP} \vdash \cdot = \cdot$  is defined as the smallest congruence which satisfies the equations of Figure 3 and the axioms of PROP.*

► **Proposition 6 (Soundness of LOPP).** *For any LOPP-circuits  $D$  and  $D'$ , if  $\mathbf{LOPP} \vdash D = D'$  then  $\llbracket D \rrbracket_1 = \llbracket D' \rrbracket_1$ .*

**Proof.** Since semantic equality is a congruence, it suffices to check that for every equation of Figure 3. The soundness of Equations (b0), (p0), (swap), (p2 $\pi$ ) and (p-p) are direct consequences of Definition 3. We can notice that  $R_X(-2\theta) = \llbracket \text{---} \theta \text{---} \rrbracket_1$  and  $e^{i\frac{\varphi}{2}} R_Z(\varphi) = \llbracket \text{---} \square \text{---} \rrbracket_1$ , where  $R_X$  (resp.  $R_Z$ ) is the rotation operator about the  $\hat{x}$  axis (resp.  $\hat{z}$  axis) of the Bloch sphere [1]. Any unitary can be decomposed into  $e^i R_X(\cdot) R_Z(\cdot) R_X(\cdot)$  (resp.  $e^i R_Z(\cdot) R_X(\cdot) R_Z(\cdot)$ ), giving the LHS (resp. RHS) angles of (E2). More explicit formula are given in Section B.1.1. By transforming the  $iY$ -axis into the  $Y$ -axis, the three rotations of



■ **Figure 3** New axioms of the **LOPP**-calculus. For any angle of the LHS (resp. RHS) of the Equation (E2) and (E3), there exist angles for the RHS (resp. LHS) such that the equations are sound. The angles of are unique if we restrict  $\alpha_0, \alpha_2, \beta_0, \beta_1, \beta_3 \in [0, 2\pi)$ ,  $\alpha_1 \in [0, \frac{\pi}{2})$ ,  $\alpha_3 \in [0, \pi)$ ,  $\beta_2 \in [0, \frac{\pi}{2}]$ , and by taking  $\alpha_1 = 0$  if  $\alpha_0 - \alpha_2 = 0 \pmod{\pi}$  and  $\beta_1 = 0$  if  $\beta_2 \in \{0, \frac{\pi}{2}\}$ . The rotations associated with Equations (E2) and (E2) are detailed in the proof of Proposition 6, and the explicit values of the angles are detailed in Section B.1.1 and B.1.2.

the LHS (resp. RHS) of (E3) can be seen as three real rotations along the  $z - x - z$  real axes (resp.  $x - z - x$ ). The angles are therefore given by the Euler angles [56]. More explicit formula are given in Section B.1.2. ◀

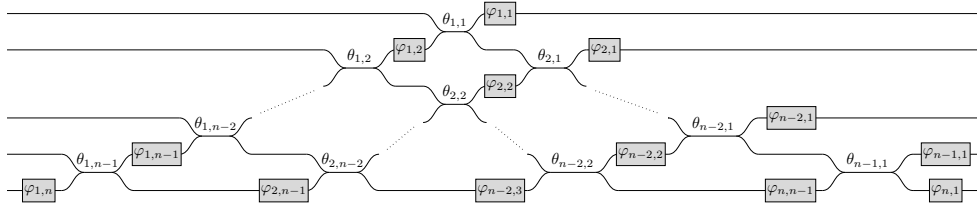
► **Theorem 7** (Completeness of **LOPP**). *For any two **LOPP**-circuits  $D$  and  $D'$ , if  $\llbracket D \rrbracket_1 = \llbracket D' \rrbracket_1$  then  $\text{LOPP} \vdash D = D'$ .*

**Proof.** All equations of Figure 4 are derived by those of Figure 3 in Section B.2. ◀

### 2.3 Triangular forms

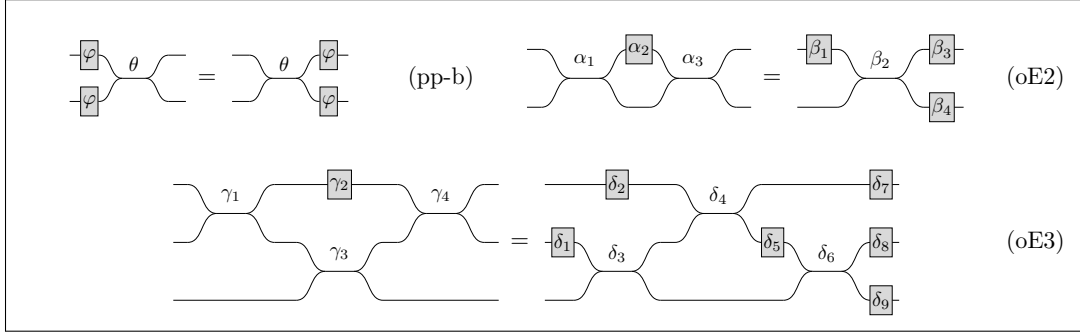
In this subsection, we introduce three classes of **LOPP**-circuits, with the following inclusions:  $\triangle \subset \bar{n} \triangle \bar{m} \subset \bar{n} \diamond \bar{n}$ . Their shape and properties are illustrated and summarized in Table 9.

► **Definition 8** ( $\triangle$ -circuits). *A  $\triangle$ -circuit is a **LOPP**-circuit with the following shape:*



with  $\varphi_{i,j} \in [0, 2\pi)$ ,  $\theta_{i,j} \in [0, \frac{\pi}{2}]$  and the following conditions:  $\theta_{i,j} = 0 \Rightarrow (\forall j' > j, \varphi_{i,j'} = \theta_{i,j'} = 0)$  and  $\theta_{i,j} = \frac{\pi}{2} \Rightarrow \varphi_{i,j} = 0$ .  $\theta_{i,j}$  is on the  $i^{\text{th}}$  right (resp.  $j^{\text{th}}$  left) diagonal, and on the  $(i + j - 1)^{\text{th}}$  row of beam splitters.

► **Remark 9** (Coefficients of  $\llbracket \triangle \rrbracket_1$ ). The coefficient  $t_{i,j}$  of  $\llbracket \triangle \rrbracket_1$  is determined by the sum of all the paths from the  $j^{\text{th}}$  input wire to the  $i^{\text{th}}$  output wire, where for each path we



■ **Figure 4** Old axioms of the **LOPP**-calculus that are not in Figure 3. They are derived in Section B.2. In Equations (oE2) and (oE3), the LHS circuit has arbitrary parameters which uniquely determine the parameters of the RHS circuit. For any  $\alpha_i \in \mathbb{R}$ , there exist  $\beta_j \in [0, 2\pi)$  such that Equation (oE2) is sound, and for any  $\gamma_i \in \mathbb{R}$ , there exist  $\delta_j \in [0, 2\pi)$  such that Equation (oE3) is sound. We can ensure that the angles  $\beta_j$  are unique by assuming that  $\beta_1, \beta_2 \in [0, \pi)$  and if  $\beta_2 \in \{0, \frac{\pi}{2}\}$  then  $\beta_1 = 0$ , and we can ensure that the angles  $\delta_j$  are unique by assuming that  $\delta_1, \delta_2, \delta_3, \delta_4, \delta_5, \delta_6 \in [0, \pi)$ . If  $\delta_3 \in \{0, \frac{\pi}{2}\}$  then  $\delta_1 = 0$ , if  $\delta_4 \in \{0, \frac{\pi}{2}\}$  then  $\delta_2 = 0$ , if  $\delta_4 = 0$  then  $\delta_3 = 0$ , and if  $\delta_6 \in \{0, \frac{\pi}{2}\}$  then  $\delta_5 = 0$ . The existence and uniqueness of such  $\beta_j$  and  $\delta_j$  are given by Lemmas 10 and 11 of [43].

multiply by a  $\cos$  (resp.  $\sin$ ) term when the photon is reflected on (resp. transmitted through) a beam splitter, and by a phase when the path crosses a phase shifter. For instance,  $t_{1,2} = \cos(\theta_{1,2})e^{i\varphi_{1,2}}i \sin(\theta_{1,1})e^{i\varphi_{1,1}}$ . More generally, we have  $t_{i,j} = e^{i\varphi_{i,j}} \cos(\theta_{i,j}) \times q_{i,j} + r_{i,j}$  where  $q_{i,j}, r_{i,j}$  are terms depending uniquely on the angles with lower indexes.

► **Proposition 10** (Universality and Uniqueness of  $T$ ). *For any **LOPP**-circuit  $D$ , there exists a unique circuit  $T$  in triangular form of Definition 8 such that  $\llbracket D \rrbracket_1 = \llbracket T \rrbracket_1$ .*

**Proof.** The existence is a direct consequence of [43, 57]. The uniqueness is a consequence of Remark 9 by sequentially showing the uniqueness of  $(\varphi_{i,j}, \theta_{i,j})$  with the expression of  $t_{i,j}$ , and by noticing that for any  $z$  with  $0 < |z| \leq 1$ , there are unique  $\varphi, \theta \in [0, 2\pi) \times [0, \frac{\pi}{2})$  such that  $e^{i\varphi}c_\theta = z$ , with  $\varphi, \theta = (0, 0)$  for the special case of  $z = 0$ . More details are provided in Appendix B.3. ◀

► **Remark 11.** A generic  $\Delta$ -circuit  $T : n \rightarrow n$  has  $\frac{n(n-1)}{2}$  beam splitters and  $\frac{n(n+1)}{2}$  phase shifters, having a total of  $n^2$  different angles, the dimension of the unitary group  $U(n)$ .

► **Definition 12** ( $(\tilde{n}\Delta_{\tilde{m}}$ -circuits). *A **LOPP**-circuit  $\tilde{\Delta} : n + \tilde{n} \rightarrow m + \tilde{m}$  is a  $\tilde{n}\Delta_{\tilde{m}}$ -circuit if:*

1.  $\tilde{\Delta}$  is a  $\Delta$ -circuit as defined in Definition 8,
2. there is no beam splitter or phase shifter directly connected to the  $\tilde{n}$  last input wire, ie.  $\varphi_{i,j} = \theta_{i,j} = 0$  if  $\text{row}_{i,j} = i + j - 1 > n$  and there doesn't exist  $(k, \ell)$  such that  $k + \ell - 1 = \text{row}_{i,j} - 1$ ,  $k < i$  and  $\theta_{k,\ell} \neq 0$ ,
3. there is no beam splitter or phase shifter directly connected to the  $\tilde{m}$  last output wire, ie.  $\varphi_{i,j} = \theta_{i,j} = 0$  if  $\text{row}_{i,j} = i + j - 1 > m$  and there doesn't exist  $(k, \ell)$  such that  $k + \ell - 1 = \text{row}_{i,j} - 1$ ,  $k \geq i$  and  $\theta_{k,\ell} \neq 0$ , and
4. there exists one nonzero  $\theta_{i,j}$  for each of the last  $\max(\tilde{n}, \tilde{m})$  rows.

The Property 4 is an additional constraint that appears in the normal forms defined in Definition 28. Property 2 and 3 imply the only nonzero angles have indexes  $(i \leq m, j \leq n)$ , leading to the following proposition, direct consequence of Remark 9 and the proof of Proposition 10.

► **Proposition 13** (Uniqueness of  ${}_{\tilde{n}}\Delta_{\tilde{m}}$ -circuits on their  $m \times n$  submatrix). *For any  ${}_{\tilde{n}}\Delta_{\tilde{m}}$ -circuits  $\Delta, \Delta' : n + \tilde{n} \rightarrow m + \tilde{m}$ , if  $\llbracket \Delta \rrbracket_1(1 : m, 1 : n) = \llbracket \Delta' \rrbracket_1(1 : m, 1 : n)$  then  $\Delta = \Delta'$ , where  $M(1 : k, 1 : \ell)$  is the  $k \times \ell$  matrix composed of the first  $k$  rows and  $\ell$  columns of  $M$ .*

► **Definition 14** ( ${}_{\tilde{n}}\Diamond_n$ -circuits). *A  ${}_{\tilde{n}}\Delta_{\tilde{m}}$ -circuit  $\tilde{\Delta} : n + \tilde{n} \rightarrow m + \tilde{m}$  is a  ${}_{\tilde{n}}\Diamond_n$ -circuit if  $\tilde{m} = n$ .*

► **Remark 15.** As  $\tilde{m} = n$ ,  ${}_{\tilde{n}}\Diamond_n$ -circuits have  $\tilde{n} \times n$  exactly beam splitters shaped like in Table 9. Furthermore, their angles are necessarily nonzero, as one zero would imply the rest of the right-diagonal to be zero with Definition 8, contradicting the Property 4. That particular shape and those nonzero properties will be useful in the proofs of Section 4.

### 3 $\text{LO}_{fi}$ -calculus

#### 3.1 Fock space

As described in Section 2.1, the state space of one photon with  $m$  spatial modes is  $\mathbb{C}^m$ , as it can be on a superposition of all the different positions. Photons are particles that can bunch and share the same state, so each mode can be occupied by many photons. Furthermore, to observe quantum effects like interferences, we need the photons to be indistinguishable, meaning we can't know *which photon is in which state*.

For those two reasons, the usual way to represent a state with indistinguishable photons is by using the occupation number representation, where we indicate "how many photons are there in each state". We consider the basis states  $\Phi_m := \{|n_1, n_2, \dots, n_m\rangle, (n_1, n_2, \dots, n_m) \in \mathbb{N}^m\}$  [53], denoted as *Fock states*. The state  $|n_1, n_2, \dots, n_m\rangle$  represents a configuration where  $n_i$  photons occupy the  $i^{\text{th}}$  mode. The space of possible many-photon states over  $m$  modes, the *bosonic (symmetrical) Fock space* and denoted as  $\mathcal{B}_m$ , is defined as follows.

► **Definition 16** ( $\mathcal{B}_m$ ). *We define the Hilbert space  $\mathcal{B}_m$  as the Hilbert completion  $\ell^2(\Phi_m)$  equipped with the bra-ket inner product  $\langle \cdot | \cdot \rangle$ , with the convention  $\mathcal{B}_0 = \mathbb{C}$ .*

► **Remark 17.**  $\mathcal{B}_1$  contains states that are an *infinite* superposition of basis states, like the coherent states  $|\alpha\rangle = e^{-\frac{|\alpha|^2}{2}} \sum_{k=0}^{\infty} \frac{\alpha^k}{k!} |k\rangle$ . We can note that  $\mathcal{B}_1$  is isomorphic to  $\ell^2(\mathbb{N})$ .

To describe the space of the auxiliary sources, we consider a sub vector space of  $\mathcal{B}_m$ .

► **Definition 18** ( $\mathcal{B}_m^{\text{pre}}$ ). *We define the pre-Hilbert space  $\mathcal{B}_m^{\text{pre}}$  as the linear span of  $\Phi_m$  equipped with the bra-ket inner product  $\langle \cdot | \cdot \rangle$ , with the convention  $\mathcal{B}_0^{\text{pre}} = \mathbb{C}$ .*

► **Remark 19.**  $\mathcal{B}_m^{\text{pre}}$  only contain states that are *finite* linear combination of the Fock basis states. In particular, the coherent states are not included. We can note that  $\mathcal{B}_1^{\text{pre}}$  is isomorphic to the space of eventually zero sequences  $c_{00}$ .

#### 3.2 Syntax and many-photon semantics

► **Definition 20** ( $\text{LO}_{fi}$ -calculus).  *$\text{LO}_{fi}$  is the PROP of  $\text{LO}_{fi}$ -circuits generated by*

$$\begin{array}{c} \boxed{\varphi} : 1 \rightarrow 1 \quad \begin{array}{c} \diagup \quad \theta \quad \diagdown \\ \diagdown \quad \quad \diagup \end{array} : 2 \rightarrow 2 \quad \boxed{\mathbf{f}} : \tilde{n} : 0 \rightarrow \tilde{n} \quad \tilde{m} : \boxed{\mathbf{g}} : \tilde{m} \rightarrow 0 \end{array}$$

where  $\varphi, \theta \in \mathbb{R}$ , and  $\mathbf{f}$  (resp.  $\mathbf{g}$ ) is a state in  $\mathcal{B}_{\tilde{n}}^{\text{pre}}$  (resp. in  $\mathcal{B}_{\tilde{m}}^{\text{pre}*}$ , dual of  $\mathcal{B}_{\tilde{m}}^{\text{pre}}$ ) with  $\tilde{n}, \tilde{m} \in \mathbb{N}^+$ .

► **Remark 21.** In string diagrams, a process  $0 \rightarrow \tilde{n}$  (resp.  $\tilde{m} \rightarrow 0$ ) is called a state (resp. an effect). We will keep the source (resp. detector) terms to be consistent with their physical representation. A process  $0 \rightarrow 0$  is called a scalar.



► **Definition 22** (Conventions). *Bold terms will always be vectors. In particular  $\mathbf{f}, \mathbf{f}_k$  (resp.  $\mathbf{g}, \mathbf{g}_\ell$ ) will always represent a ket (resp. a bra). Bold integers  $\mathbf{k}$  (resp.  $\ell$ ) will represent  $|k\rangle$  (resp.  $\langle \ell|$ ) in the sources (resp. detectors). The summation term  $\sum$  will often be omitted, the index being implicitly the sum index. For instance  $\mathbf{f} = \sum_{k \in \mathcal{K}} |\mathbf{f}_k\rangle |k\rangle$  will simply be noted as  $\mathbf{f}_k \otimes \mathbf{k}$ .  $|\cdot\rangle$  (resp.  $\langle \cdot|$ ) represents an arbitrary ket (resp. bra) on one mode.  $|\dots\rangle$  (resp.  $\langle \dots|$ ) represents an arbitrary ket (resp. bra) for an arbitrary number of modes, representing an arbitrary scalar when the number of mode is zero. Those are used to omit terms when the specific value of those terms are not of interest, as in some equations of Figure 5. For the zero vector  $\mathbf{f} = 0$  (resp.  $\mathbf{g} = 0$ ), as there is no term in the sum, we chose to represent it with  $\overline{0}$  (resp. an empty detector  $-\overline{0}$ ). Note it is different from  $\mathbf{0}$  (resp.  $-\mathbf{0}$ ) representing the nonzero vector  $|0\rangle$  (resp.  $\langle 0|$ ).*

► **Definition 23.** *Let  $C: n \rightarrow m$  a  $\mathbf{LO}_{\mathbf{f}\mathbf{i}}$ -circuit, let  $\llbracket C \rrbracket: \mathcal{B}_n \rightarrow \mathcal{B}_m$  be the linear map inductively defined as  $\llbracket C_2 \circ C_1 \rrbracket = \llbracket C_2 \rrbracket \circ \llbracket C_1 \rrbracket$ ,  $\llbracket C_1 \otimes C_2 \rrbracket = \llbracket C_1 \rrbracket \otimes \llbracket C_2 \rrbracket$  and:*

$$\begin{array}{l}
 \left[ \begin{array}{c} \text{---} \\ \mathbf{f} \\ \text{---} \end{array} \right] \begin{array}{l} 0 \rightarrow \mathcal{B}_{\tilde{n}} \\ \mathbf{f} \in \mathcal{B}_{\tilde{n}}^{pre} \end{array} \\
 \left[ \begin{array}{c} \text{---} \\ \mathbf{g} \\ \text{---} \end{array} \right] \begin{array}{l} \mathcal{B}_{\tilde{m}} \rightarrow 0 \\ \mathbf{g} \in \mathcal{B}_{\tilde{m}}^{pre*} \end{array} \\
 \left[ \text{---} \right] \begin{array}{l} \mathcal{B}_1 \rightarrow \mathcal{B}_1 \\ |k\rangle \mapsto |k\rangle \end{array} \\
 \left[ \begin{array}{c} \text{---} \\ \varphi \\ \text{---} \end{array} \right] \begin{array}{l} \mathcal{B}_1 \rightarrow \mathcal{B}_1 \\ |k\rangle \mapsto P_\varphi(|k\rangle) \end{array} \\
 \left[ \begin{array}{c} \text{---} \\ \text{---} \\ \text{---} \end{array} \right] \begin{array}{l} \mathcal{B}_2 \rightarrow \mathcal{B}_2 \\ |k_1, k_2\rangle \mapsto |k_2, k_1\rangle \end{array} \\
 \left[ \begin{array}{c} \theta \\ \text{---} \\ \text{---} \end{array} \right] \begin{array}{l} : \mathcal{B}_2 \rightarrow \mathcal{B}_2 \\ |k_1, k_2\rangle \mapsto B_\theta(|k_1, k_2\rangle) \end{array}
 \end{array}$$

where  $B_\theta(|k_1, k_2\rangle) := \sum_{\ell_1 + \ell_2 = k_1 + k_2} \sqrt{\frac{\ell_1! \ell_2!}{k_1! k_2!}} \sum_{\substack{p+q=\ell_1 \\ \delta=p-q}} \binom{k_1}{p} \binom{k_2}{q} c_\theta^{k_2+\delta} (i s_\theta)^{k_1-\delta} |\ell_1, \ell_2\rangle$  and

$P_\varphi(|k\rangle) := e^{ik\varphi} |k\rangle$ , with the convention  $\binom{k}{k'} = 0$  for  $k < k'$ .

We can check that  $P_\varphi$  and  $B_\theta$  are unitary operators [53] and are therefore well-defined on the Hilbert space by continuity and linearity. One can also look at [11] or the Examples 40 and 41 for a more physical interpretation of where the formulas come from.

► **Remark 24** (Hermitian conjugate). We have  $P_\varphi^\dagger = P_{-\varphi}$  and  $B_\theta^\dagger = B_{-\theta}$ , where  $\dagger$  is the Hermitian conjugate. Therefore,  $\langle \ell| P_\varphi = (P_{-\varphi} |\ell\rangle)^\dagger$  and  $\langle \ell_1, \ell_2| B_\theta = (B_{-\theta} |\ell_1, \ell_2\rangle)^\dagger$ .

### 3.3 Equational theory of $\mathbf{LO}_{\mathbf{f}\mathbf{i}}$

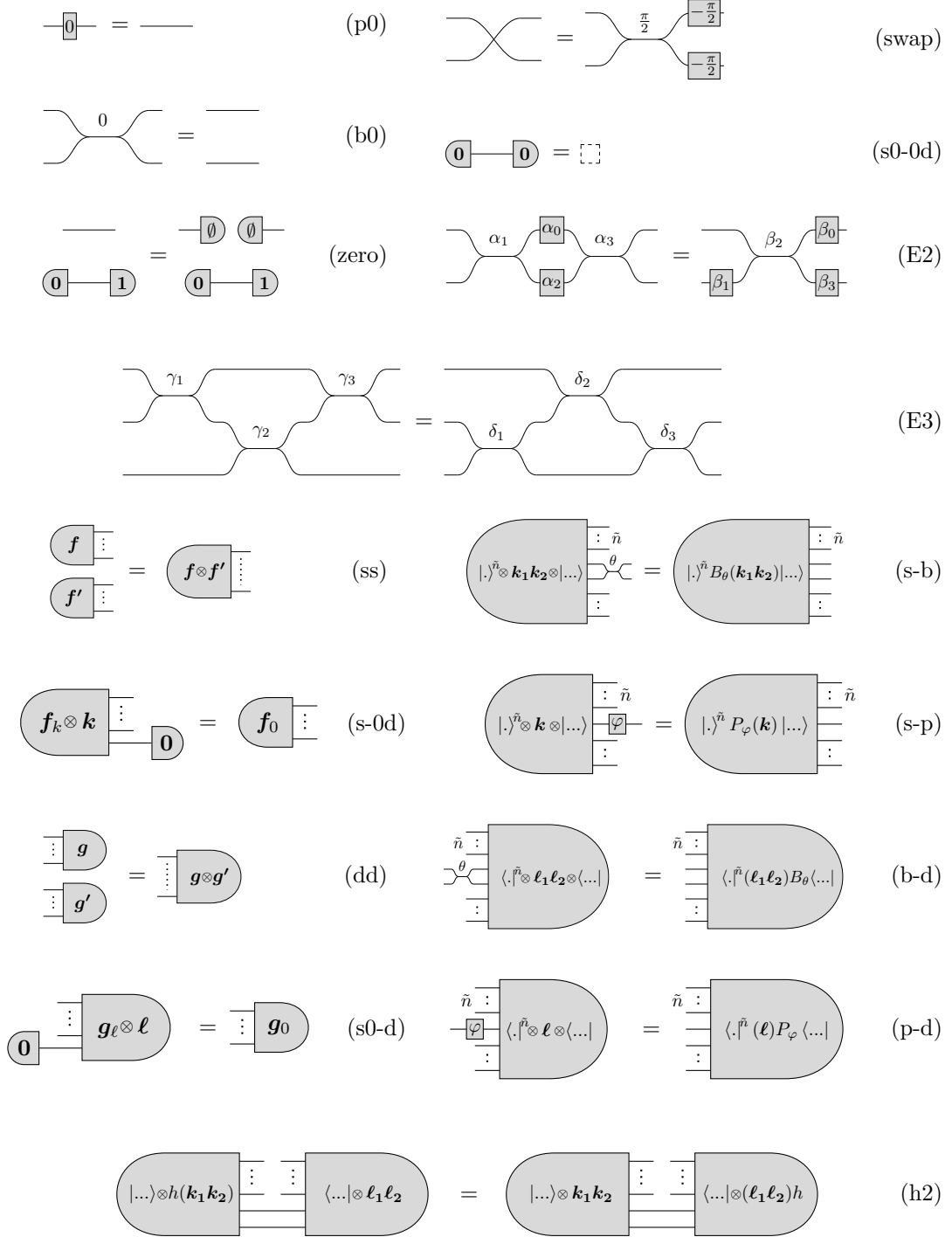
Similarly to Section 2.2, we introduce an equational theory for  $\mathbf{LO}_{\mathbf{f}\mathbf{i}}$  in Figure 5.

► **Definition 25** ( $\mathbf{LO}_{\mathbf{f}\mathbf{i}}$ -calculus). *Two  $\mathbf{LO}_{\mathbf{f}\mathbf{i}}$ -circuits  $C, C'$  are equivalent according to the rules of the  $\mathbf{LO}_{\mathbf{f}\mathbf{i}}$ -calculus, denoted  $\mathbf{LO}_{\mathbf{f}\mathbf{i}} \vdash C = C'$ , if one can transform  $C$  into  $C'$  using the equations given in Figure 5.*

► **Proposition 26** (Soundness). *For any two  $\mathbf{LO}_{\mathbf{f}\mathbf{i}}$ -circuits  $C$  and  $C'$ , if  $\mathbf{LO}_{\mathbf{f}\mathbf{i}} \vdash C = C'$  then  $\llbracket C \rrbracket = \llbracket C' \rrbracket$ .*

**Proof.** Since semantic equality is a congruence, it suffices to check that for every equation of Figure 5, which follows from Proposition 6 and Definition 23. Informally, Axiom (zero) means that if there is the scalar<sup>3</sup> 0, then the semantics of all the circuit  $(X \otimes 0 = 0)$  is the

<sup>3</sup>  $\mathbf{0} \text{---} \mathbf{1}$  is an impossible event and is one way to represent the scalar  $0 = \langle 1|0\rangle = \llbracket \mathbf{0} \text{---} \mathbf{1} \rrbracket$ .



■ **Figure 5** Axioms of the  $\mathbf{LO}_{fi}$ -calculus. The angles of (E2) and (E3) are the same as in the axioms of the  $\mathbf{LOPP}$ -calculus (Figure 3).  $h$  is any linear function  $\mathcal{B}_2^{\text{pre}} \rightarrow \mathcal{B}_2^{\text{pre}}$ . The conventions for  $\{\emptyset, |\cdot\rangle, |\dots\rangle, \langle \cdot|, \langle \dots|\}$ , and the omitted sums are detailed in Definition 22. The interpretations of the axioms are given in Proposition 26.

null function. We can therefore nullify the other wires with the zeros  $\begin{array}{c} \boxed{\emptyset} \\ \text{---} \end{array}$  and  $\text{---} \boxed{\emptyset}$ . This rule is specifically used for Remark 32. Axiom (s-0d) means we can either (from LHS to RHS) project on  $|0\rangle$  on the last mode or (from right to left) add any states  $\mathbf{f}_k \otimes |k\rangle$  with  $k \neq 0$  as they are trivially orthogonal and cancelling. Axiom (h2) means we can *shift* any function  $h : \mathcal{B}_2^{\text{pre}} \rightarrow \mathcal{B}_2^{\text{pre}}$  from left to right where there are identity wires, direct consequence of the associativity:  $\langle \ell_1, \ell_2 | (h |k_1, k_2)\rangle = (\langle \ell_1, \ell_2 | h) |k_1, k_2\rangle$ . The rules (dd), (b-d), (p-d) and (s0-d) are respectively the duals of (ss), (s-b), (s-p) and (s-0d). ◀

The main result of this paper is the following theorem.

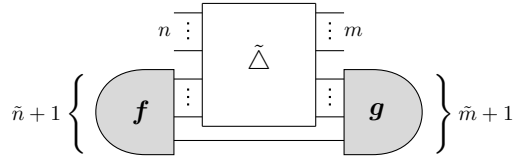
► **Theorem 27** (Completeness). *For any two  $\mathbf{LO}_{fi}$ -circuits  $C$  and  $C'$ , if  $\llbracket C \rrbracket = \llbracket C' \rrbracket$  then  $\mathbf{LO}_{fi} \vdash C = C'$ .*

## 4 Completeness of the $\mathbf{LO}_{fi}$ -calculus

We introduce a set of  $\mathbf{LO}_{fi}$ -circuits with specific shape and properties, that we prove to be normal forms (Section 4.1), i.e. that any  $\mathbf{LO}_{fi}$ -circuit can be rewritten to those within the  $\mathbf{LO}_{fi}$ -calculus. We introduce a family of morphisms  $\Omega$  (Section 4.2) that have the properties to be canonically and uniquely associated with the normal forms. Those morphisms can be decomposed with a second family of morphisms  $\Delta$  (Section 4.3) that can easily be shown to be a basis. This second decomposition will prove the linear independence of the  $\Omega$  (Section 4.4), leading to the uniqueness of the normal forms and thus the completeness of the  $\mathbf{LO}_{fi}$ -calculus (Section 4.5).

### 4.1 Normal forms of $\mathbf{LO}_{fi}$

► **Definition 28** (Normal form). *We will denote a normal form of any nonzero  $\mathbf{LO}_{fi}$ -circuit any circuit  $N : n \rightarrow m$  of the form:*



where:

- $\mathbf{f}$  is a nonzero generic state of size  $\tilde{n} + 1$ , with  $0 \leq \tilde{n} \leq m$ . We can write it as  $\mathbf{f} = \sum_{k \in \mathcal{K}} \mathbf{f}_k \otimes |k\rangle$  where  $\mathbf{f}_k \in \mathcal{B}_n^{\text{pre}}$  and  $\mathcal{K}$  is the nonempty finite set  $\{k \in \mathbb{N} \mid \mathbf{f}_k \neq 0\}$ , with the convention  $\mathcal{K} = \{0\}$  if  $\tilde{n} = 0$  or  $\tilde{m} = 0$ ,
- $\mathbf{g} = \sum_{\ell \in \mathcal{K}} \langle \mathcal{N}_m(\ell) | \otimes \langle \ell |$ , with  $0 \leq \tilde{m} \leq n$  where  $\mathcal{N}_m : \mathbb{N} \rightarrow \mathbb{N}^m$  is a bijection, that we arbitrarily choose to be  $\mathcal{N}_m^{-1} := \mathcal{N}_2^{-1} \circ \mathcal{N}_{m-1}^{-1}$  for  $m > 2$ , where  $\mathcal{N}_2^{-1}(\ell, \ell') := \frac{1}{2}(\ell + \ell')(\ell + \ell' + 1) + \ell'$  is the Cantor pairing function and  $\mathcal{N}_1$  is the identity.
- $\tilde{\Delta} : n + \tilde{n} \rightarrow m + \tilde{m}$  is a  $\tilde{n}\tilde{\Delta}_{\tilde{m}}$ -circuit as defined in Definition 12.

► **Remark 29.** There is always an identity wire. If  $\tilde{n} = \tilde{m} = 0$ , then the normal form is a normal form of  $\mathbf{LOPP}$  (can be  $\llbracket \cdot \rrbracket$  for  $n = m = 0$ ) tensored with the scalar  $\begin{array}{c} \boxed{\alpha|0\rangle} \\ \text{---} \end{array} \begin{array}{c} \boxed{|0\rangle} \\ \text{---} \end{array}$  which has the semantics of a global scalar  $\alpha \in \mathbb{C}$ .

► **Remark 30.** Diagrams with an identity wire connecting the sources and detectors are semantically equivalent to a sum of smaller circuits, as illustrated in Appendix C.1.

► **Lemma 31** (Universality of the normal forms). *For any  $\mathbf{LO}_{fi}$ -circuit  $C : n \rightarrow m$ , there exists a  $\mathbf{LO}_{fi}$ -circuit  $N$  with the properties of Definition 28 such that  $\mathbf{LO}_{fi} \vdash C = N$ .*

**Proof.** We first put all the sources (resp. detectors) on the bottom left (resp. bottom right), to have a **LOPP**-circuit  $\tilde{\Delta}$  in the middle. We show  $\mathbf{LO}_{fi}$  can derive the rules of **LOPP** (Lemma 49), so we can rewrite  $\tilde{\Delta}$  into a  $\Delta$ -circuit. We merge the sources and detectors and absorb all the beam splitters and phase shifters we can, so  $\tilde{\Delta}$  is now a  $\tilde{n}\Delta_{\tilde{m}}$ -circuit tensored with identity wires. We add one identity wire with Axiom (s0-0d) if there is none. We now use the equations of Figure 6 — that we prove to be derivable in Lemma 50 — to remove all the extra identity wires except one, and to obtain the desired forms of  $\mathbf{f}$  and  $\mathbf{g}$ . All the steps are detailed in Section D.2. ◀

► **Remark 32.** For the particular case of  $\mathbf{f} = 0$ , i.e.  $\mathcal{K} = \emptyset$ ,  $\llbracket C \rrbracket : \mathcal{B}_n \rightarrow \mathcal{B}_m$  is the null function. We show in Appendix D.3 that  $C : n \rightarrow m$  can be written to  $(\text{---}\text{---})^{\otimes m} \circ (\text{---}\text{---})^{\otimes n}$ .

The purpose of the following subsections is to prove the uniqueness of those normal forms by expressing them with other morphisms. While all the proofs should go through in  $\mathcal{B}_m$ , we prefer for simplicity to restrict  $\mathcal{B}_m$  to  $\mathcal{B}_m^{\text{pre}}$ . In particular, we introduce unbounded operators in Section 4.3, so we are assured now that every morphism is well-defined. As the sums will always be finite, the sets of the summation indexes are sometimes omitted when there is no ambiguity. Now, we aim to prove the following stronger version of uniqueness.

► **Lemma 33** (Uniqueness of the Normal Forms on  $\mathcal{B}^{\text{pre}}$ ). *If two  $\mathbf{LO}_{fi}$ -circuits  $N$  and  $N'$  in normal forms are such that  $\llbracket N \rrbracket_{\text{pre}} = \llbracket N' \rrbracket_{\text{pre}}$ , then  $N = N'$ , where  $\llbracket \cdot \rrbracket_{\text{pre}} := \llbracket \cdot \rrbracket|_{\text{pre}}$  denotes the restriction of  $\llbracket \cdot \rrbracket$  to  $\mathcal{B}^{\text{pre}}$ .*

► **Remark 34.** We can check it indeed implies the uniqueness on  $\mathcal{B}_m$ : if  $\llbracket N \rrbracket = \llbracket N' \rrbracket$ , then necessarily  $\llbracket N \rrbracket_{\text{pre}} = \llbracket N' \rrbracket_{\text{pre}}$  and  $N = N'$  by Lemma 33.

## 4.2 Canonical decomposition of the normal forms

► **Definition 35** ( $\Omega$ -morphisms). *For any **LOPP**-circuit  $D$ ,  $\mathbf{u} \in \mathbb{N}^{\tilde{n}}, \mathbf{v} \in \mathbb{N}^{\tilde{m}}$ , we define  $\Omega^{\mathbf{u}, \mathbf{v}}(D) : n \rightarrow m$  as:*

$$\Omega^{\mathbf{u}, \mathbf{v}}(D) := \left[ \left[ \begin{array}{c} n \\ \vdots \\ \text{---} \\ \text{---} \\ \vdots \\ \text{---} \\ \text{---} \\ \vdots \\ \text{---} \\ \text{---} \\ \vdots \\ \text{---} \\ \text{---} \\ \vdots \\ m \end{array} \right] \right]_{\text{pre}}$$

As  $\llbracket \cdot \rrbracket_{\text{pre}}$  is linear, by decomposing the sources and detectors and the Fock basis, every  $\llbracket C \rrbracket_{\text{pre}}$  can be expressed as a linear combination of  $\Omega^{\mathbf{u}, \mathbf{v}}(D)$ , with  $D$  a **LOPP**-circuit. This is illustrated in Appendix C.1. Remarkably, we can show the circuits  $D$  to be uniquely determined if they are  $\tilde{n}\Delta_{\tilde{m}}$ -circuits.

► **Lemma 36** (Uniqueness of  $\tilde{\Delta}$ ). *For any  $\tilde{n}\Delta_{\tilde{m}}$ -circuits  $\tilde{\Delta}, \tilde{\Delta}' : n + \tilde{n} \rightarrow m + \tilde{m}$ , if  $\sum_{\mathbf{u}, \mathbf{v}} \omega_{\mathbf{u}, \mathbf{v}} \Omega^{\mathbf{u}, \mathbf{v}}(\tilde{\Delta}) = \sum_{\mathbf{u}, \mathbf{v}} \omega'_{\mathbf{u}, \mathbf{v}} \Omega^{\mathbf{u}, \mathbf{v}}(\tilde{\Delta}') \neq 0$  then  $\tilde{\Delta} = \tilde{\Delta}'$ .*

**Proof.** We first prove that  $\llbracket \tilde{\Delta} \rrbracket_1(1 : m, 1 : n) = \llbracket \tilde{\Delta}' \rrbracket_1(1 : m, 1 : n)$  by induction on  $\max(n, m) \in \mathbb{N}^+$ . The technicality resides in the base case where  $n = m = 1 = \tilde{n} = \tilde{m}$ , where we need to show that  $\cos(\theta)e^{i\varphi} = \llbracket \tilde{\Delta} \rrbracket_1(1 : 1, 1 : 1) = \llbracket \tilde{\Delta}' \rrbracket_1(1 : 1, 1 : 1) = \cos(\theta')e^{i\varphi'}$ . We show that necessarily  $\theta = \theta'$ , otherwise one of the two morphisms will decrease exponentially faster than the other by looking at their image on the Fock basis. With another argument of

convergence, we show that necessarily  $\varphi = \varphi'$ . The base case is detailed in Appendix D.4. For the induction step, we add arbitrary nonzero inputs on the first  $k$  (resp. last  $k'$ ) wires and arbitrary nonzero  $\ell$  (resp. last  $\ell'$ ) outputs on  $\tilde{\Delta}$  and  $\tilde{\Delta}'$ . That projects both sides of the equation on a strictly smaller space. By the induction hypothesis, we can deduce an equality between smaller submatrices, i.e.  $\llbracket \tilde{\Delta} \rrbracket_1(k : k', \ell : \ell') = \llbracket \tilde{\Delta}' \rrbracket_1(k : k', \ell : \ell')$ . By taking complementary subspaces, we recover that  $\llbracket \tilde{\Delta} \rrbracket_1(1 : m, 1 : n) = \llbracket \tilde{\Delta}' \rrbracket_1(1 : m, 1 : n)$ . We conclude that  $\tilde{\Delta} = \tilde{\Delta}'$  with Proposition 13.  $\blacktriangleleft$

Those decompositions are uniquely associated with the normal forms of  $\mathbf{LO}_{fi}$ .

► **Proposition 37** (Unique canonical decomposition of the normal forms). *For any  $\tilde{n}\tilde{m}$ -circuit  $\tilde{\Delta} : n + \tilde{n} \rightarrow m + \tilde{m}$  and finite set  $\{\omega_{\mathbf{u},\mathbf{v}}, (\mathbf{u}, \mathbf{v}) \in (\mathbb{N}^{\tilde{n}}, \mathbb{N}^{\tilde{m}})\}$ , there exists a unique normal form  $N : n \rightarrow m$ , such that  $\llbracket N \rrbracket_{pre} = \sum_{\mathbf{u},\mathbf{v} \in (\mathcal{U}, \mathcal{V})} \omega_{\mathbf{u},\mathbf{v}} \Omega^{\mathbf{u},\mathbf{v}}(\tilde{\Delta})$ .*

**Proof.** Let  $\mathbf{f} = \sum_{k \in \mathcal{K}} (\sum_{\mathbf{u} \in \mathcal{U}_k} \alpha_{\mathbf{u},k} |\mathbf{u}\rangle) |k\rangle$ , with  $\llbracket N \rrbracket_{pre} = \sum_{\ell \in \mathcal{K}} \sum_{\mathbf{u} \in \mathcal{U}_\ell} \alpha_{\mathbf{u},\ell} \Omega^{\mathbf{u},\mathcal{N}_{\tilde{m}}(\ell)}(\tilde{\Delta})$ . We necessarily have  $\alpha_{\mathbf{u},\ell} = \omega_{\mathbf{u},\mathcal{N}_{\tilde{m}}(\ell)} = \omega_{\mathbf{u},\mathbf{v}}$  with  $\mathcal{U} = \bigcup_{\ell \in \mathcal{K}} \mathcal{U}_\ell$  and  $\mathcal{V} = \{\mathcal{N}_{\tilde{m}}(\ell), \ell \in \mathcal{K}\}$ .  $\blacktriangleleft$

To prove Lemma 33, it is now sufficient to prove those canonical decompositions to be also unique in the coefficients  $\omega_{\mathbf{u},\mathbf{v}}$ .

► **Lemma 38** (Linear independence of  $\Omega(\tilde{\Delta})$ ). *For any  $\tilde{n}\tilde{m}$ -circuit  $\tilde{\Delta} : n + \tilde{n} \rightarrow m + \tilde{m}$ , if  $\sum_{\mathbf{u},\mathbf{v}} \omega_{\mathbf{u},\mathbf{v}} \Omega^{\mathbf{u},\mathbf{v}}(\tilde{\Delta}) = \sum_{\mathbf{u},\mathbf{v}} \omega'_{\mathbf{u},\mathbf{v}} \Omega^{\mathbf{u},\mathbf{v}}(\tilde{\Delta})$  then and  $\omega_{\mathbf{u},\mathbf{v}} = \omega'_{\mathbf{u},\mathbf{v}}$  for every  $\mathbf{u}, \mathbf{v} \in \mathcal{U}, \mathcal{V}$ .*

The proof of Lemma 38 is the focus of Section 4.3 and 4.4. In order to simplify the proofs, we show that the linear independence of  $\Omega(\tilde{\Delta})$  with  $\tilde{n}\tilde{m}$ -circuits is equivalent to a linear independence on  $\tilde{n}\tilde{m}$ -circuits introduced in Definition 14. That is the following proposition.

► **Proposition 39** (Linear independence of  $\Omega(\tilde{\Delta})$ ). *For any  $\tilde{n}\tilde{m}$ -circuit  $\tilde{\Delta} : n' + \tilde{n} \rightarrow m' + \tilde{m}$ , there exist  $n \leq n'$ ,  $m \leq m'$  and a  $\tilde{n}\tilde{m}$ -circuit  $\tilde{\Delta} : n + \tilde{n} \rightarrow m + \tilde{m}$  such that  $\sum_{\mathbf{u},\mathbf{v}} \omega_{\mathbf{u},\mathbf{v}} \Omega^{\mathbf{u},\mathbf{v}}(\tilde{\Delta}) = \sum_{\mathbf{u},\mathbf{v}} \omega'_{\mathbf{u},\mathbf{v}} \Omega^{\mathbf{u},\mathbf{v}}(\tilde{\Delta})$  if and only if  $\sum_{\mathbf{u},\mathbf{v}} \omega_{\mathbf{u},\mathbf{v}} \Omega^{\mathbf{u},\mathbf{v}}(\tilde{\Delta}) = \sum_{\mathbf{u},\mathbf{v}} \omega'_{\mathbf{u},\mathbf{v}} \Omega^{\mathbf{u},\mathbf{v}}(\tilde{\Delta})$ .*

**Proof.** By rewriting the shape of  $\tilde{\Delta}$  with the rules of  $\mathbf{LOPP}$ , we can show that  $\llbracket \tilde{\Delta} \rrbracket_{pre} = \llbracket D' \rrbracket_{pre} \llbracket (id^{\otimes n - \tilde{m}}) \otimes \tilde{\Delta} \rrbracket_{pre} \llbracket D \rrbracket_{pre}$ . By applying the inverse of those morphisms to the first equation with the  $\Omega(\tilde{\Delta})$  and by reversibly removing the identities, we obtain the second one with the  $\Omega(\tilde{\Delta})$ . More details are provided in Appendix D.5.  $\blacktriangleleft$

### 4.3 Equivalent decomposition with the creation operators

It is standard in the second quantification formalism of quantum physics to look at the evolution of the operators acting on the system rather than directly the evolution of the state. In particular, we associate for each mode  $i$  a creation operator  $\hat{a}_i^\dagger$  such that  $\hat{a}_i^\dagger |x_1, \dots, x_m\rangle = \sqrt{x_i + 1} |x_1, \dots, x_i + 1, \dots, x_m\rangle$ . This formalism has shown to be simpler to work with as given a linear optical circuit  $D$ , while the state evolutions are given by  $\llbracket D \rrbracket_{pre}$ , the evolution of the creation operators are linear, hence *linear optics*, and directly given by  $\llbracket D \rrbracket_1$  [11, 58]. We give here the examples of the evolution of  $\hat{a}_j^\dagger$  through a phase shifter and a beam splitter, while the case for a generic circuit  $D$  is described in Proposition 42.

► **Example 40** ( $\hat{a}_j^\dagger$  through a phase shifter). Let  $D = \text{---}\boxed{\varphi}\text{---}$  with  $\llbracket D \rrbracket_1 = e^{i\varphi}$ . Through  $\llbracket D \rrbracket_{pre}$ , the creation operator has the following transformation:  $\hat{a}_1^\dagger \mapsto e^{i\varphi} \hat{a}_1^\dagger$ . We can check it is sound with  $P_\varphi^{pre} := \text{---}\boxed{\varphi}\text{---}$ . By first noticing  $|k\rangle = \frac{(\hat{a}_1^\dagger)^k}{\sqrt{k!}} |0\rangle$ , we have:

$$P_\varphi^{pre} |k\rangle = P_\varphi^{pre} \frac{(\hat{a}_1^\dagger)^k}{\sqrt{k!}} |0\rangle = \frac{(e^{i\varphi} \hat{a}_1^\dagger)^k}{\sqrt{k!}} P_\varphi^{pre} |0\rangle = \frac{(e^{i\varphi} \hat{a}_1^\dagger)^k}{\sqrt{k!}} |0\rangle = e^{ik\varphi} |k\rangle$$

► **Example 41** ( $\hat{a}_j^\dagger$  through a beam splitter). Let  $D = \text{---} \overbrace{\text{---}}^{\theta} \text{---}$  with  $\llbracket D \rrbracket_1 = \begin{pmatrix} c_\theta & is_\theta \\ is_\theta & c_\theta \end{pmatrix}$ . Similarly to Example 40 and as described in Appendix D.6, the creation operators have the following transformations:  $\hat{a}_1^\dagger \mapsto c_\theta \hat{a}_1^\dagger + is_\theta \hat{a}_2^\dagger$  and  $\hat{a}_2^\dagger \mapsto is_\theta \hat{a}_1^\dagger + c_\theta \hat{a}_2^\dagger$ .

► **Proposition 42** (General commutation rule with  $\llbracket \cdot \rrbracket_1$ ). *For any **LOPP**-circuit  $D : n + \tilde{n} \rightarrow m + \tilde{m}$  with  $(d_{i,j}) = \llbracket D \rrbracket_1$ , we have:*

$$\Lambda^{\mathbf{u}} \llbracket D \rrbracket_{pre} = \prod_{j=1}^{\tilde{n}} \left( \sum_{i=1}^{n+\tilde{n}} d_{i,j} \hat{a}_i^\dagger \right)^{u_j} \llbracket D \rrbracket_{pre} = \sum_{\#s + \#s' = \#\mathbf{u}} \delta'_{s,s'} \left( \Lambda^s \otimes \Lambda^{s'} \right) \llbracket D \rrbracket_{pre}$$

where  $\#\mathbf{x} := \sum_k x_k$  and  $\Lambda^{\mathbf{u}} := \prod_{j=1}^{\tilde{n}} (a_j^\dagger)^{u_j}$ .

**Proof.** We can prove  $\llbracket D \rrbracket_{pre} \hat{a}_j^\dagger = (\sum_i d_{i,j} \hat{a}_i^\dagger) \llbracket D \rrbracket_{pre}$  by commuting each  $\hat{a}_i^\dagger$  with all the phase shifters and beam splitters of  $D$  with the formulas of Example 40 and 41. The first equality follows as the  $\hat{a}_j^\dagger$  commute with each other. The second equality is shown by developing and noticing that  $(\hat{a}_1^\dagger)^{s_1} \dots (\hat{a}_{\tilde{n}}^\dagger)^{s_{\tilde{n}}} (\hat{a}_{\tilde{n}+1}^\dagger)^{s'_1} \dots (\hat{a}_{\tilde{n}+n}^\dagger)^{s'_n} = \Lambda^s \otimes \Lambda^{s'}$ . ◀

We can now introduce the following new decomposition.

► **Lemma 43** ( $\Delta$ -decomposition of  $\Omega^{\mathbf{u},\mathbf{v}}(\tilde{\diamond})$ ). *For any  $\tilde{n} \diamond_n$ -circuit  $\tilde{\diamond}$ ,  $\mathbf{u} \in \mathbb{N}^{\tilde{n}}$ ,  $\mathbf{v} \in \mathbb{N}^n$ :*

$$\Omega^{\mathbf{u},\mathbf{v}}(\tilde{\diamond}) = \sum_{\substack{s \preceq \mathbf{u}, t \preceq \mathbf{v} \\ \#s - \#t = \#\mathbf{u} - \#\mathbf{v}}} \delta_{s,t} \Delta^{s,t}(\tilde{\diamond})$$

where  $\Delta^{s,t}(\tilde{\diamond}) := (\Lambda^s \otimes id^n) \circ \Omega^{\mathbf{0},t}(\tilde{\diamond})$ ,  $\delta_{\mathbf{u},\mathbf{v}} \neq 0$ ,  $\prec$  is the lexicographical order, ie.  $\mathbf{x} \prec \mathbf{u}$  if there exists  $k$  such that  $x_1 = u_1, \dots, x_{k-1} = u_{k-1}$  and  $x_k < u_k$ , and  $<$  is the weak order on vectors such that  $\mathbf{y} < \mathbf{v}$  if there exists  $\ell$  with  $y_\ell < v_\ell$  and  $y_j \leq v_j$  for  $j \neq \ell$ .

**Proof.** Let us define  $\lambda(\mathbf{u}) := \prod_{j=1}^{\tilde{n}} \sqrt{u_j!}$ . First, we commute  $\llbracket \tilde{\diamond} \rrbracket_{pre}$  and  $\Lambda^{\mathbf{u}}$  as follows:

$$\begin{aligned} \Omega^{\mathbf{u},\mathbf{v}}(D) &\stackrel{\text{Def. 35 } (\Omega)}{=} (id^{\otimes m} \otimes \langle \mathbf{v} |) \llbracket \tilde{\diamond} \rrbracket_{pre} (id^{\otimes n} \otimes | \mathbf{u} \rangle) \\ &\stackrel{\text{Def. 42 } (\Lambda)}{=} (id^{\otimes m} \otimes \langle \mathbf{v} |) \llbracket \tilde{\diamond} \rrbracket_{pre} (id^{\otimes n} \otimes \lambda(\mathbf{u})^{-1} \Lambda^{\mathbf{u}} | \mathbf{0} \rangle^{\tilde{n}}) \\ &\stackrel{\text{Prop. 42}}{=} \sum_{\substack{(s,s') \in (\mathcal{S}, \mathcal{S}') \\ \#s + \#s' = \#\mathbf{u}}} \lambda(\mathbf{u})^{-1} \delta'_{s,s'} \left( \Lambda^s \otimes \langle \mathbf{v} | \Lambda^{s'} \right) \llbracket \tilde{\diamond} \rrbracket_{pre} (id^{\otimes n} \otimes | \mathbf{0} \rangle^{\tilde{n}}) \end{aligned}$$

- If  $s'_j > v_j$  then  $\langle \mathbf{v} | \Lambda^{s'} = 0$ . Otherwise, we have  $\langle \mathbf{v} | \Lambda^{s'} \propto \langle \mathbf{v} - \mathbf{s}' |$ . By taking  $\mathbf{t} = \mathbf{v} - \mathbf{s}'$ , the sum is over the set  $\mathcal{T} = \{\mathbf{t}, 0 \leq t_1 \leq v_1 \wedge \dots \wedge 0 \leq t_n \leq v_n\} = \{\mathbf{t}, \mathbf{t} \leq \mathbf{v}\}$ .
- The elements of  $\mathcal{S}$  are determined by the formula in Proposition 42. As  $\tilde{\diamond}$  is a  $\tilde{n} \diamond_n$ -circuit,  $d_{i,j} = 0$  for  $i < j - n$ . We can show by developing the product of sums that necessarily  $\delta'_{s,s'} = 0$  if  $s \succ u$  and  $\delta'_{\mathbf{u},\mathbf{v}} \neq 0$ . That is illustrated in Appendix D.7.
- $\#s + \#s' = \#\mathbf{u}$ . As  $\mathbf{t} = \mathbf{v} - \mathbf{s}'$ , we have  $\#\mathbf{t} = \#\mathbf{v} - \#\mathbf{s}'$  so  $\#s - \#\mathbf{t} = \#\mathbf{u} - \#\mathbf{v}$ .

By taking  $\delta_{s,t} = \lambda(\mathbf{u})^{-1} \delta'_{s,t}$ , we conclude that  $\Omega^{\mathbf{u},\mathbf{v}}(\tilde{\diamond})$  is equal to:

$$\begin{aligned} &\sum_{\substack{s \preceq \mathbf{u}, t \preceq \mathbf{v} \\ \#s - \#t = \#\mathbf{u} - \#\mathbf{v}}} \delta_{s,t} (\Lambda^s \otimes \langle \mathbf{t} |) \llbracket \tilde{\diamond} \rrbracket_{pre} (id^{\otimes n} \otimes | \mathbf{0} \rangle^{\tilde{n}}) \\ = &\sum_{\substack{s \preceq \mathbf{u}, t \preceq \mathbf{v} \\ \#s - \#t = \#\mathbf{u} - \#\mathbf{v}}} \delta_{s,t} (\Lambda^{\mathbf{u}} \otimes id^n) \circ \Omega^{\mathbf{0},t}(\tilde{\diamond}) = \sum_{\substack{s \preceq \mathbf{u}, t \preceq \mathbf{v} \\ \#s - \#t = \#\mathbf{u} - \#\mathbf{v}}} \delta_{s,t} \Delta^{s,t}(\tilde{\diamond}) \end{aligned}$$

◀

#### 4.4 Uniqueness of the canonical decomposition

Let us consider the scalar  $z = \langle \mathbf{y} | \Delta^{\mathbf{s}, \mathbf{t}}(\tilde{\diamond}) | \mathbf{x} \rangle$ .  $\Lambda^{\mathbf{s}}$  adds  $s_j$  photons on the  $j^{\text{th}}$  output wire, so we need to detect at least  $y_j$  on the  $j^{\text{th}}$  output mode, otherwise  $z$  is zero. Furthermore,  $\Omega^{\mathbf{0}, \mathbf{t}}(\tilde{\diamond})$  has no ancilla photon in the input, so to detect  $t_n$  in the last detector, we need at least  $t_{\bar{n}}$  in the last input mode. If we have exactly  $t_n$  in the last input mode, then we need at least  $t_{n-1}$  photon in the second to last input mode, to be able to detect  $t_{n-1}$  in the second last detector, otherwise  $z = 0$ . We can therefore prove the following proposition.

► **Proposition 44** ( $\Delta^{\mathbf{s}, \mathbf{t}}(\tilde{\diamond})$  threshold properties). *For any  $\bar{n}\tilde{\diamond}_n$ -circuit  $\tilde{\diamond} : n + m \rightarrow n + m$  and  $(\mathbf{s}, \mathbf{t}) \in (\mathbb{N}^n, \mathbb{N}^m)$ ,  $\langle \mathbf{y} | \Delta^{\mathbf{s}, \mathbf{t}}(\tilde{\diamond}) | \mathbf{x} \rangle$  is nonzero for  $(\mathbf{x}, \mathbf{y}) = (\mathbf{t}, \mathbf{s})$  and is zero if  $(\mathbf{x} \prec_r \mathbf{t}) \vee (\mathbf{y} \prec_r \mathbf{s})$ , where  $\prec_r$  is the reverse lexicographical order, i.e.  $\mathbf{y} \prec_r \mathbf{v}$  if there exists  $k$  such that  $y_n = v_n, \dots, y_{k+1} = v_{k+1}$  and  $y_k < v_k$ .*

**Proof.** More generally,  $\langle \mathbf{y} | \Delta^{\mathbf{s}, \mathbf{t}}(\tilde{\diamond}) | \mathbf{x} \rangle = 0$  if there exists one  $y_j$  such that  $y_j < s_j$ . We chose a stronger constraint with  $\mathbf{y} \prec_r \mathbf{s}$ . The nonzero term for the case  $(\mathbf{x}, \mathbf{y}) = (\mathbf{t}, \mathbf{s})$  is a direct consequence of the definitions and the nonzero beam splitters of  $\bar{n}\tilde{\diamond}_n$ -circuits. ◀

► **Lemma 45** (Linear independence of  $\Delta^{\mathbf{s}, \mathbf{t}}(\tilde{\diamond})$ ). *For any  $\bar{n}\tilde{\diamond}_n$ -circuit  $\tilde{\diamond} : n + m \rightarrow n + m$ , if  $\sum_{\mathbf{s}, \mathbf{t}} \delta_{\mathbf{s}, \mathbf{t}} \Delta^{\mathbf{s}, \mathbf{t}}(\tilde{\diamond}) = \sum_{\mathbf{s}, \mathbf{t}} \delta'_{\mathbf{s}, \mathbf{t}} \Delta^{\mathbf{s}, \mathbf{t}}(\tilde{\diamond})$  then  $\delta_{\mathbf{s}, \mathbf{t}} = \delta'_{\mathbf{s}, \mathbf{t}}$  for every  $\mathbf{s}, \mathbf{t} \in (\mathcal{S}, \mathcal{T})$ .*

**Proof.** Let  $\Delta = \sum_{\mathbf{s}, \mathbf{t}} \delta_{\mathbf{s}, \mathbf{t}} \Delta^{\mathbf{s}, \mathbf{t}}(\tilde{\diamond})$  and  $\Delta' = \sum_{\mathbf{s}, \mathbf{t}} \delta'_{\mathbf{s}, \mathbf{t}} \Delta^{\mathbf{s}, \mathbf{t}}(\tilde{\diamond})$ . By Proposition 44, we have  $\langle \mathbf{y} | \Delta^{\mathbf{x}, \mathbf{y}}(\tilde{\diamond}) | \mathbf{x} \rangle \neq 0$ . Let us consider the equation  $\langle \mathbf{y} | \Delta | \mathbf{x} \rangle = \langle \mathbf{y} | \Delta' | \mathbf{x} \rangle$ . By starting with  $|\mathbf{x}\rangle = |0\rangle^{\otimes n}$  and  $\langle \mathbf{y} | = \langle 0 |^{\otimes m}$ , we deduce with Proposition 44 that  $\delta_{\mathbf{0}, \mathbf{0}} = \delta'_{\mathbf{0}, \mathbf{0}}$ . By instancing  $\mathbf{y}$  with the successive values of  $\mathcal{S}$  ordered by  $\prec_r$ , we deduce that for every  $\mathbf{s} \in \mathcal{S}$ ,  $\delta_{\mathbf{s}, \mathbf{0}} = \delta'_{\mathbf{s}, \mathbf{0}}$ . Then, for each  $\mathbf{s}$  and by instancing  $\mathbf{x}$  with the successive values of  $\mathcal{T}$  ordered by  $\prec_r$ , we deduce that for every  $\mathbf{s}, \mathbf{t}$ ,  $\delta_{\mathbf{s}, \mathbf{t}} = \delta'_{\mathbf{s}, \mathbf{t}}$ . ◀

#### Linear independence of $\Omega(\tilde{\Delta})$ : Proof of Lemma 38

Let  $W = \sum_{\mathbf{u}, \mathbf{v}} \omega_{\mathbf{u}, \mathbf{v}} \Omega^{\mathbf{u}, \mathbf{v}}(\tilde{\diamond}) \stackrel{\text{Lem. 43}}{=} \sum_{\mathbf{u}, \mathbf{v}} \omega_{\mathbf{u}, \mathbf{v}} \left( \sum_{\mathbf{s}, \mathbf{t}} \delta_{\mathbf{s}, \mathbf{t}}^{\mathbf{u}, \mathbf{v}} \Delta^{\mathbf{s}, \mathbf{t}}(\tilde{\diamond}) \right) = \sum_{\mathbf{s}, \mathbf{t}} \delta_{\mathbf{s}, \mathbf{t}} \Delta^{\mathbf{s}, \mathbf{t}}(\tilde{\diamond})$  and  $W' = \sum_{\mathbf{u}, \mathbf{v}} \omega'_{\mathbf{u}, \mathbf{v}} \Omega^{\mathbf{u}, \mathbf{v}}(\tilde{\diamond}) \stackrel{\text{Lem. 43}}{=} \sum_{\mathbf{u}, \mathbf{v}} \omega'_{\mathbf{u}, \mathbf{v}} \left( \sum_{\mathbf{s}, \mathbf{t}} \delta_{\mathbf{s}, \mathbf{t}}^{\mathbf{u}, \mathbf{v}} \Delta^{\mathbf{s}, \mathbf{t}}(\tilde{\diamond}) \right) = \sum_{\mathbf{s}, \mathbf{t}} \delta'_{\mathbf{s}, \mathbf{t}} \Delta^{\mathbf{s}, \mathbf{t}}(\tilde{\diamond})$  with  $W' = W$ . We have  $\delta_{\mathbf{u}, \mathbf{v}}^{\mathbf{u}, \mathbf{v}} \neq 0$  (Lemma 43) and  $\delta_{\mathbf{s}, \mathbf{t}} = \delta'_{\mathbf{s}, \mathbf{t}}$  (Lemma 45). By taking  $\mathbf{u}_M$  the maximum of  $\mathcal{U}$  with the total order  $\prec$ , and  $\mathbf{v}_m$  a maximal element of  $\{\mathbf{v}, \omega_{\mathbf{u}_M, \mathbf{v}} \neq 0\}$  with the partial order  $<$ , we have  $\omega_{\mathbf{u}_M, \mathbf{v}_m} \delta_{\mathbf{u}_M, \mathbf{v}_m}^{\mathbf{u}_M, \mathbf{v}_m} = \delta_{\mathbf{u}_M, \mathbf{v}_m} = \omega'_{\mathbf{u}_M, \mathbf{v}_m} \delta_{\mathbf{u}_M, \mathbf{v}_m}^{\mathbf{u}_M, \mathbf{v}_m}$ , therefore  $\omega_{\mathbf{u}_M, \mathbf{v}_m} = \omega'_{\mathbf{u}_M, \mathbf{v}_m}$ . By repeating the same procedure with  $W - \omega_{\mathbf{u}_M, \mathbf{v}_m} \Omega^{\mathbf{u}_M, \mathbf{v}_m}(\tilde{\diamond})$  and  $W' - \omega'_{\mathbf{u}_M, \mathbf{v}_m} \Omega^{\mathbf{u}_M, \mathbf{v}_m}(\tilde{\diamond})$ , we deduce that  $\omega_{\mathbf{u}, \mathbf{v}} = \omega'_{\mathbf{u}, \mathbf{v}}$  for every  $\mathbf{u}, \mathbf{v} \in \mathcal{U}, \mathcal{V}$ , thus proving Proposition 39 and Lemma 38. ◀

#### 4.5 Completeness of the $\mathbf{LO}_{fi}$ -calculus: Proof of Theorem 27

Let  $C, C'$  two  $\mathbf{LO}_{fi}$ -circuits such that  $\llbracket C \rrbracket = \llbracket C' \rrbracket$ . They can be rewritten to normal forms by Lemma 31:  $\mathbf{LO}_{fi} \vdash C = N$  and  $\mathbf{LO}_{fi} \vdash C' = N'$ . By soundness of  $\mathbf{LO}_{fi}$ , we have  $\llbracket N \rrbracket = \llbracket C \rrbracket = \llbracket C' \rrbracket = \llbracket N' \rrbracket$  thus  $\llbracket N \rrbracket = \llbracket N' \rrbracket$ . Let  $W$  (resp.  $W'$ ) be one  $\Omega$ -decomposition of  $\llbracket N \rrbracket_{pre}$  (resp.  $\llbracket N' \rrbracket_{pre}$ ); as  $\llbracket N \rrbracket = \llbracket N' \rrbracket$  we have  $W = W'$ . The coefficients of the  $\Omega$ -decomposition are unique by Lemma 38, leading to the uniqueness of the normal forms by Proposition 37. Therefore,  $N = N'$  and we have  $\mathbf{LO}_{fi} \vdash C = N = N' = C'$ , thus  $\mathbf{LO}_{fi} \vdash C = C'$ , proving the completeness of the  $\mathbf{LO}_{fi}$ -calculus (Theorem 27). ◀

## Acknowledgements

We would like to thank Marc de Visme and Vladimir Zamdzhiev for helpful discussions, Alexandre Clément for the insight into the angles of (E3) and the derivation of (oE3), and particularly Shane Mansfield, Benoît Valiron and Renaud Vilmart for helpful discussions, support and reviews of some parts of the paper.

---

## References

- 1 Michael A. Nielsen and Isaac L. Chuang. *Quantum computation and quantum information*. Cambridge University Press, Cambridge, New York, 10th anniversary edition edition, 2010.
- 2 John Preskill. Quantum computing 40 years later, 2023.
- 3 Lov K. Grover. A fast quantum mechanical algorithm for database search. In *Proceedings of the 28th Annual ACM Symposium on Theory of Computing (STOC)*, STOC '96, pages 212–219, New York, NY, USA, Jul 1996. Association for Computing Machinery.
- 4 Peter W. Shor. Algorithms for quantum computation: discrete logarithms and factoring. In *Proceedings of the 35th Annual Symposium on Foundations of Computer Science (FOCS)*, pages 124–134, Nov 1994.
- 5 Aram W. Harrow, Avinatan Hassidim, and Seth Lloyd. Quantum algorithm for linear systems of equations. *Physical Review Letters*, 103(15):150502, 2009. Publisher: American Physical Society.
- 6 Morten Kjaergaard, Mollie E. Schwartz, Jochen Braumüller, Philip Krantz, Joel I.-J. Wang, Simon Gustavsson, and William D. Oliver. Superconducting qubits: Current state of play. *Annual Review of Condensed Matter Physics*, 11(1):369–395, Mar 2020.
- 7 Colin D. Bruzewicz, John Chiaverini, Robert McConnell, and Jeremy M. Sage. Trapped-ion quantum computing: Progress and challenges. *Applied Physics Reviews*, 6(2), May 2019.
- 8 Christian Gross and Immanuel Bloch. Quantum simulations with ultracold atoms in optical lattices. *Science*, 357(6355):995–1001, 2017.
- 9 Jeremy L. O’Brien, Akira Furusawa, and Jelena Vučković. Photonic quantum technologies. *Nature Photonics*, 3(12):687–695, Dec 2009.
- 10 Terry Rudolph. Why I am optimistic about the silicon-photonics route to quantum computing. *APL Photonics*, 2, 2017.
- 11 Pieter Kok, W. J. Munro, Kae Nemoto, T. C. Ralph, Jonathan P. Dowling, and G. J. Milburn. Review article: Linear optical quantum computing. *Reviews of Modern Physics*, 79(1):135–174, 2007.
- 12 E. Knill, R. Laflamme, and G. J. Milburn. A scheme for efficient quantum computation with linear optics. *Nature*, 409(6816):46–52, 2001.
- 13 N. Yoran and B. Reznik. Deterministic linear optics quantum computation with single photon qubits. *Phys. Rev. Lett.*, 91:037903, Jul 2003.
- 14 Michael A. Nielsen. Optical quantum computation using cluster states. *Phys. Rev. Lett.*, 93:040503, Jul 2004.
- 15 Daniel E. Browne and Terry Rudolph. Resource-efficient linear optical quantum computation. *Phys. Rev. Lett.*, 95:010501, Jun 2005.
- 16 Sara Bartolucci, Patrick Birchall, Hector Bombin, Hugo Cable, Chris Dawson, Mercedes Gimeno-Segovia, Eric Johnston, Konrad Kieling, Naomi Nickerson, Mihir Pant, Fernando Pastawski, Terry Rudolph, and Chris Sparrow. Fusion-based quantum computation. *Nature Communications*, 14(1):912, 2023.
- 17 Pieter Kok and Samuel L. Braunstein. Limitations on the creation of maximal entanglement. *Physical Review A*, 62(6):064301, 2000. Publisher: American Physical Society.
- 18 Suren A. Fldzhyan, Mikhail Yu. Saygin, and Sergei P. Kulik. Compact linear optical scheme for bell state generation. *Physical Review Research*, 3(4):043031, 2021. Publisher: American Physical Society.



- 19 Sara Bartolucci, Patrick M. Birchall, Mercedes Gimeno-Segovia, Eric Johnston, Konrad Kieling, Mihir Pant, Terry Rudolph, Jake Smith, Chris Sparrow, and Mihai D. Vidrighin. Creation of entangled photonic states using linear optics, 2021.
- 20 F. V. Gubarev, I. V. Dyakonov, M. Yu. Saygin, G. I. Struchalin, S. S. Straupe, and S. P. Kulik. Improved heralded schemes to generate entangled states from single photons. *Physical Review A*, 102(1):012604, 2020. Publisher: American Physical Society.
- 21 Warren P. Grice. Arbitrarily complete bell-state measurement using only linear optical elements. *Physical Review A*, 84:042331, 2011.
- 22 Fabian Ewert and Peter van Loock.  $3/4$ -efficient bell measurement with passive linear optics and unentangled ancillae. *Physical Review Letters*, 113(14):140403, 2014. Publisher: American Physical Society.
- 23 Andrea Olivo and Frédéric Grosshans. Ancilla-assisted linear optical bell measurements and their optimality. *Physical Review A*, 98(4):042323, 2018. Publisher: American Physical Society.
- 24 E. Knill. Quantum gates using linear optics and postselection. *Physical Review A*, 66(5):052306, 2002.
- 25 Samson Abramsky and Bob Coecke. A categorical semantics of quantum protocols. In *19th Annual IEEE Symposium on Logic in Computer Science (LICS)*, pages 415–425, 2004.
- 26 Peter Selinger. Dagger compact closed categories and completely positive maps: (extended abstract). *Electronic Notes in Theoretical Computer Science*, 170:139–163, 2007. Proceedings of the 3rd International Workshop on Quantum Programming Languages (QPL 2005).
- 27 Samson Abramsky and Bob Coecke. Categorical quantum mechanics, 2008.
- 28 Roger Penrose. Angular momentum: an approach to combinatorial space-time. In T. Bastin, editor, *Quantum Theory and Beyond*, pages 151–180. Cambridge University Press, Cambridge, 1971.
- 29 Bob Coecke and Ross Duncan. Interacting quantum observables: Categorical algebra and diagrammatics. *New Journal of Physics*, 13(4):043016, Apr 2011. arXiv: 0906.4725.
- 30 Aleks Kissinger and John van de Wetering. Reducing T-count with the ZX-calculus. *Physical Review A*, 102:022406, Aug 2020.
- 31 Miriam Backens, Hector Miller-Bakewell, Giovanni de Felice, Leo Lobski, and John van de Wetering. There and back again: A circuit extraction tale. *Quantum*, 5:421, Mar 2021.
- 32 John van de Wetering, Richie Yeung, Tuomas Laakkonen, and Aleks Kissinger. Optimal compilation of parametrised quantum circuits, Jan 2024.
- 33 Aleks Kissinger, John van de Wetering, and Renaud Vilmart. Classical simulation of quantum circuits with partial and graphical stabiliser decompositions. In François Le Gall and Tomoyuki Morimae, editors, *Proceedings of the 17th Conference on the Theory of Quantum Computation, Communication and Cryptography (TQC)*, volume 232 of *Leibniz International Proceedings in Informatics (LIPIcs)*, pages 5:1–5:13, Dagstuhl, Germany, 2022. Schloss Dagstuhl – Leibniz-Zentrum für Informatik.
- 34 Aleks Kissinger and John van de Wetering. Simulating quantum circuits with zx-calculus reduced stabiliser decompositions. *Quantum Science and Technology*, 7(4):044001, Jul 2022.
- 35 Mark Koch, Richie Yeung, and Quanlong Wang. Speedy contraction of zx diagrams with triangles via stabiliser decompositions, 2023.
- 36 Ross Duncan and Maxime Lucas. Verifying the steane code with quantomatic. *Electronic Proceedings in Theoretical Computer Science (EPTCS)*, 171:33–49, Dec 2014.
- 37 Liam Garvie and Ross Duncan. Verifying the smallest interesting colour code with quantomatic. *Electronic Proceedings in Theoretical Computer Science (EPTCS)*, 266:147–163, Feb 2018.
- 38 Emmanuel Jeandel, Simon Perdrix, and Renaud Vilmart. A complete axiomatisation of the ZX-calculus for Clifford+T quantum mechanics. In *Proceedings of the 33rd Annual ACM/IEEE Symposium on Logic in Computer Science (LICS)*, LICS '18, page 559–568, New York, NY, USA, 2018. Association for Computing Machinery.
- 39 Amar Hadzihasanovic, Kang Feng Ng, and Quanlong Wang. Two complete axiomatisations of pure-state qubit quantum computing. In *Proceedings of the 33rd Annual ACM/IEEE*

- Symposium on Logic in Computer Science (LICS)*, LICS '18, page 502–511, New York, NY, USA, 2018. Association for Computing Machinery.
- 40 Stefan Ataman. A graphical method in quantum optics. *Journal of Physics Communications*, 2(3):035032, Mar 2018.
  - 41 Alexandre Clément and Simon Perdrix. PBS-calculus: A graphical language for coherent control of quantum computations. In Javier Esparza and Daniel Král, editors, *Proceedings of the 45th International Symposium on Mathematical Foundations of Computer Science (MFCS)*, volume 170 of *Leibniz International Proceedings in Informatics (LIPIcs)*, pages 24:1–24:14, Dagstuhl, Germany, Aug 2020. Schloss Dagstuhl–Leibniz-Zentrum für Informatik.
  - 42 Paul McCloud. The category of linear optical quantum computing, 2022.
  - 43 Alexandre Clément, Nicolas Heurtel, Shane Mansfield, Simon Perdrix, and Benoît Valiron. Lov-calculus: A graphical language for linear optical quantum circuits. In *Proceedings of the 47th International Symposium on Mathematical Foundations of Computer Science (MFCS)*, volume 241 of *Leibniz International Proceedings in Informatics (LIPIcs)*, pages 35:1–35:16, Dagstuhl, Germany, 2022. Schloss Dagstuhl – Leibniz-Zentrum für Informatik.
  - 44 Giovanni de Felice and Bob Coecke. Quantum linear optics via string diagrams. *Electronic Proceedings in Theoretical Computer Science (EPTCS)*, 394:83–100, Nov 2023.
  - 45 Alexandre Clément, Nicolas Heurtel, Shane Mansfield, Simon Perdrix, and Benoît Valiron. A complete equational theory for quantum circuits. In *Proceedings of the 38th Annual ACM IEEE Symposium on Logic in Computer Science (LICS)*, Boston, MA, USA, 2023.
  - 46 Giovanni de Felice, Razin A. Shaikh, Boldizsár Poór, Lia Yeh, Quanlong Wang, and Bob Coecke. Light-matter interaction in the zxw calculus. *Electronic Proceedings in Theoretical Computer Science (EPTCS)*, 384:20–46, Aug 2023.
  - 47 J. C. Loredo, C. Antón, B. Reznichenko, P. Hilaire, A. Harouri, C. Millet, H. Ollivier, N. Somaschi, L. De Santis, A. Lemaître, I. Sagnes, L. Lanco, A. Auffèves, O. Krebs, and P. Senellart. Generation of non-classical light in a photon-number superposition. *Nature Photonics*, 13(11):803–808, 2019.
  - 48 N. Coste, D. A. Fioretto, N. Belabas, S. C. Wein, P. Hilaire, R. Frantzeskakis, M. Gundin, B. Goes, N. Somaschi, M. Morassi, A. Lemaître, I. Sagnes, A. Harouri, S. E. Economou, A. Auffèves, O. Krebs, L. Lanco, and P. Senellart. High-rate entanglement between a semiconductor spin and indistinguishable photons. *Nature Photonics*, 17(7):582–587, 2023.
  - 49 Boldizsár Poór, Quanlong Wang, Razin A. Shaikh, Lia Yeh, Richie Yeung, and Bob Coecke. Completeness for arbitrary finite dimensions of zxw-calculus, a unifying calculus. In *38th Annual ACM/IEEE Symposium on Logic in Computer Science (LICS)*. IEEE, Jun 2023.
  - 50 Quanlong Wang, Boldizsár Poór, and Razin A. Shaikh. Completeness of qfinite zxw calculus, a graphical language for finite-dimensional quantum theory, 2024.
  - 51 Marc de Visme and Renaud Vilmart. Minimality in finite-dimensional zw-calculi, 2024.
  - 52 Stefan Scheel. Permanents in linear optical networks. Available as arXiv:quant-ph/0406127., 2004. Permanents to compute LO amplitudes.
  - 53 Scott Aaronson and Alex Arkhipov. The computational complexity of linear optics. In *Proceedings of the 43rd Annual ACM Symposium on Theory of Computing (STOC)*, STOC '11, page 333–342, New York, NY, USA, 2011. Association for Computing Machinery.
  - 54 Saunders Mac Lane. Categorical algebra. *Bulletin of the American Mathematical Society*, 71:40–106, 1965.
  - 55 Alexandre Clément, Noé Delorme, and Simon Perdrix. Minimal equational theories for quantum circuits, 2023.
  - 56 Herbert Goldstein, Charles Poole, and John Safko. *Classical Mechanics*. Addison Wesley, 3 edition, 2002. Publication date: June 14, 2001.
  - 57 Michael Reck, Anton Zeilinger, Herbert J. Bernstein, and Philip Bertani. Experimental realization of any discrete unitary operator. *Physical Review Letters*, 73:58–61, 1994.
  - 58 Nicolas Heurtel, Shane Mansfield, Jean Senellart, and Benoît Valiron. Strong simulation of linear optical processes. *Computer Physics Communications*, page 108848, 2023.

59 David Eberly. Euler angle formulas. Geometric Tools, 2020.



## A

 Notations

Symbol	Meaning
$C, C'$	$\text{LO}_{fi}$ -circuits.
$D, D', T, \tilde{\Delta}, \tilde{\diamond}$	$\text{LOPP}$ -circuits, cf Table 9 for the specific classes of circuits.
$\varphi, \theta$	Parameters (angles) of phase shifters and beam splitters
$n, m, \tilde{n}, \tilde{m}$	Integers used for the number of inputs ( $n$ or $n + \tilde{n}$ ) and outputs ( $m$ or $m + \tilde{m}$ )
$i, j, k, \ell, p, q$	Integers used for indexing.
$\mathbf{s}, \mathbf{t}, \mathbf{u}, \mathbf{v}, \mathbf{x}, \mathbf{y}$	Fock basis vectors.
$\mathcal{S}, \mathcal{T}, \mathcal{U}, \mathcal{V}$	Finite set of indexes associated with their lowercase vector. Often omitted in the sums.
$\mathcal{B}_m$	Hilbert space of the bosonic Fock space over $m$ modes, cf Definition 16.
$\mathcal{B}_m^{\text{pre}}$	Pre-Hilbert space of the bosonic Fock space over $m$ modes, cf Definition 18.
$\mathbf{f}, \mathbf{f}'$	Vectors of $\mathcal{B}^{\text{pre}}$ .
$\mathbf{g}, \mathbf{g}'$	Vectors of $(\mathcal{B}^{\text{pre}})^*$ , the dual of $\mathcal{B}^{\text{pre}}$ .
$\hat{a}_j^\dagger$	Creation operator over the mode $j$ , introduced in Section 4.3
$\Lambda$	Operator defined in Proposition 42
$\Omega^{\cdot\cdot}, \Delta^{\cdot\cdot}$	Operators respectively defined in Definition 35 and Lemma 43.
$\sum, \prod$	Finite sums and products when the upper bound or the set of indexes is omitted.
$\langle, \leq$	Weak order on vectors, cf Lemma 43.
$\prec, \preceq$	Lexicographic order on vectors, cf Lemma 43.
$\prec_r, \preceq_r$	Reverse lexicographic order on vectors, cf Proposition 44.

■ **Table 1** Notations used in the paper.

## B

 Proofs of Section 2

### B.1 Euler angles of (E2) and (E3)

Let us define the following matrices:

$$\begin{aligned}
 R_X(\theta) &:= \begin{pmatrix} \cos\left(\frac{\theta}{2}\right) & -i \sin\left(\frac{\theta}{2}\right) \\ -i \sin\left(\frac{\theta}{2}\right) & \cos\left(\frac{\theta}{2}\right) \end{pmatrix} & H &:= \frac{1}{\sqrt{2}} \begin{pmatrix} 1 & 1 \\ 1 & -1 \end{pmatrix} \\
 R_z(\varphi) &:= \begin{pmatrix} \cos(\varphi) & -\sin(\varphi) & 0 \\ \sin(\varphi) & \cos(\varphi) & 0 \\ 0 & 0 & 1 \end{pmatrix} & R_x(\theta) &:= \begin{pmatrix} 1 & 0 & 0 \\ 0 & \cos(\theta) & -\sin(\theta) \\ 0 & \sin(\theta) & \cos(\theta) \end{pmatrix} \\
 P_{iy} &:= \begin{pmatrix} 1 & 0 & 0 \\ 0 & i & 0 \\ 0 & 0 & 1 \end{pmatrix}
 \end{aligned}$$

with  $HH^\dagger = I_2 = P_{iy}P_{iy}^\dagger$  where  $I_2$  is the  $2 \times 2$  identity matrix and  $\dagger$  is the conjugate transpose.

Let us also note:

$$B(\theta) = \begin{pmatrix} \cos(\theta) & i \sin(\theta) \\ i \sin(\theta) & \cos(\theta) \end{pmatrix} \quad P(\varphi) = \begin{pmatrix} 1 & 0 \\ 0 & e^{i\varphi} \end{pmatrix}$$

with

$$B_{1,2}(\theta) := \begin{pmatrix} \cos(\theta) & i \sin(\theta) & 0 \\ i \sin(\theta) & \cos(\theta) & 0 \\ 0 & 0 & 1 \end{pmatrix} \quad B_{2,3}(\theta) := \begin{pmatrix} 1 & 0 & 0 \\ 0 & \cos(\theta) & i \sin(\theta) \\ 0 & i \sin(\theta) & \cos(\theta) \end{pmatrix}$$

### B.1.1 Euler angles of (E2)

Let us note  $U_{E_2} := \begin{pmatrix} u_{1,1} & u_{1,2} \\ u_{2,1} & u_{2,2} \end{pmatrix}$  with  $[[LHS]]_1 = U_{E_2} = [[RHS]]_1$ . It is straightforward to compute the elements of  $U_{E_2}$  with either the angles of the LHS or the RHS with the definitions (cf Definition 3). Therefore, it is sufficient to give the angles from the elements of  $U_{E_2}$ . In the following paragraphs, we first give one solution for the angles, then precise all the angles that satisfy the equations.

#### From $U_{E_2}$ to RHS

We have:

$$[[RHS]]_1 = \begin{pmatrix} e^{i\beta_0} \cos(\beta_2) & ie^{i(\beta_0+\beta_1)} \sin(\beta_2) \\ ie^{i\beta_3} \sin(\beta_2) & e^{i(\beta_1+\beta_3)} \cos(\beta_2) \end{pmatrix} = \begin{pmatrix} u_{1,1} & u_{1,2} \\ u_{2,1} & u_{2,2} \end{pmatrix}$$

The following is a solution:

$$\begin{cases} \beta_0 = \arg(u_{1,1}), \\ \beta_1 = \arg(u_{2,2}) - \arg(u_{2,1}) + \frac{\pi}{2}, \\ \beta_2 = \arccos(|u_{1,1}|), \\ \beta_3 = \arg(u_{2,1}) - \frac{\pi}{2}, \end{cases} \quad (1)$$

We can note that:

- if  $\beta_2 + = \pi$  then the RHS is the same with  $\beta_0 + = \pi$  and  $\beta_3 + = \pi$ ,
- if  $\beta_2 \mapsto \pi - \beta_2$  then the RHS is the same with  $\beta_0 + = \pi$  and  $\beta_1 + = \pi$ ,
- all the angles can be taken modulo  $2\pi$  without changing the RHS.

The complete set of solutions for  $\beta_0, \beta_1, \beta_2$  and  $\beta_3$  includes all possible configurations that can be derived from the values of (1) and the three transformations outlined above.

Note there is a unique set of angles such that  $\beta_2 \in [0, \frac{\pi}{2}]$ ,  $\beta_0, \beta_1, \beta_3 \in [0, 2\pi)$  satisfying  $\beta_1 = 0$  if  $\beta_2 \in \{0, \frac{\pi}{2}\}$ . In particular, if  $|u_{1,1}| = 1$ , then  $\beta_2 = 0$ ,  $\beta_1 = 0$ , and if  $|u_{1,1}| = 0$ , then  $\beta_2 = \frac{\pi}{2}$  and  $\beta_1 = 0$ .

#### From $U_{E_2}$ to LHS

Let us first notice that:

$$HP(\varphi)H = e^{i\frac{\varphi}{2}} R_X(\varphi) = e^{i\frac{\varphi}{2}} B(-\frac{\varphi}{2})$$

We can therefore come back to a form similar to the RHS:

$$\begin{aligned}
H \llbracket LHS \rrbracket_1 H &= e^{i\alpha_0} H (B(\alpha_1)P(\alpha_2 - \alpha_0)B(\alpha_3)) H \\
&= e^{i\alpha_0} (HB(\alpha_1)H) (HP(\alpha_2 - \alpha_0)H) (HB(\alpha_3)H) \\
&= e^{i\alpha_0} (e^{i\alpha_1}P(-2\alpha_1)) \left( e^{i\frac{\alpha_2 - \alpha_0}{2}} B\left(-\frac{\alpha_2 - \alpha_0}{2}\right) \right) (e^{i\alpha_3}P(-2\alpha_3)) \\
&= e^{i\left(\frac{\alpha_0 + 2\alpha_1 + \alpha_2 + 2\alpha_3}{2}\right)} P(-2\alpha_1) B\left(\frac{\alpha_0 - \alpha_2}{2}\right) P(-2\alpha_3)
\end{aligned}$$

By noting  $\begin{pmatrix} u'_{1,1} & u'_{1,2} \\ u'_{2,1} & u'_{2,2} \end{pmatrix} = HUH$ , and from the previous paragraph we can infer the following solution:

$$\left\{ \begin{array}{l} \frac{\alpha_0 + 2\alpha_1 + \alpha_2 + 2\alpha_3}{2} = \arg(u'_{1,1}), \\ \frac{\alpha_0 - \alpha_2}{2} = \text{acos}(|u'_{1,1}|), \\ -2\alpha_3 + \frac{\alpha_0 + 2\alpha_1 + \alpha_2 + 2\alpha_3}{2} = \arg(u'_{2,1}) - \frac{\pi}{2}, \\ -2\alpha_1 = \arg(u'_{2,2}) - \arg(u'_{2,1}) + \frac{\pi}{2} \end{array} \right.$$

Thus we have the following solution:

$$\left\{ \begin{array}{l} \alpha_0 = \arg(u'_{1,1}) + \arg(u'_{2,2}), \\ \alpha_1 = \frac{\arg(u'_{2,1}) - \arg(u'_{2,2})}{2} - \frac{\pi}{4} \\ \alpha_2 = \arg(u'_{1,1}) + \arg(u'_{2,2}) - 2\text{acos}(|u'_{1,1}|), \\ \alpha_3 = \text{acos}(|u'_{1,1}|) - \frac{\arg(u'_{2,1}) + \arg(u'_{2,2})}{2} + \frac{\pi}{4}, \end{array} \right. \quad (2)$$

We can note that:

- if  $\alpha_1 + = \pi$  then the LHS is the same with  $\alpha_0 + = \pi$  and  $\alpha_2 + = \pi$ ,
- if  $\alpha_3 + = \pi$  then the LHS is the same with  $\alpha_0 + = \pi$  and  $\alpha_2 + = \pi$ ,
- all the angles can be taken modulo  $2\pi$  without changing the LHS.

The complete set of solutions for  $\alpha_0, \alpha_1, \alpha_2$  and  $\alpha_3$  includes all possible configurations that can be derived from the values of (2) and the three transformations outlined above.

Note there is a unique set of angles such that  $\alpha_1 \in [0, \frac{\pi}{2})$ ,  $\alpha_3 \in [0, \pi)$ ,  $\alpha_0, \alpha_2 \in [0, 2\pi)$  satisfying  $\alpha_1 = 0$  if  $\alpha_0 - \alpha_2 = 0 \pmod{\pi}$ . In particular, if  $|u_{1,2}| = 0$ , then  $\alpha_0 - \alpha_2 = 0 \pmod{\pi}$  and  $\alpha_1 = \alpha_3 = 0$ , and if  $|u_{1,1}| = 0$ , then  $\alpha_0 - \alpha_2 = 0 \pmod{\pi}$ ,  $\alpha_1 = 0$  and  $\alpha_3 = \frac{\pi}{2}$ .

### B.1.2 Euler angles of (E3)

Note that  $P_{iy}^\dagger B_{1,2}(\theta)P_{iy} = R_z(\theta)$  and  $P_{iy}^\dagger B_{2,3}(\theta)P_{iy} = R_x(\theta)$  with  $P_{iy}^\dagger P_{iy} = I_3$ , so we have:

$$\begin{aligned}
P_{iy}^\dagger \llbracket LHS \rrbracket_1 P_{iy} &= P_{iy}^\dagger B_{1,2}(\gamma_1)B_{2,3}(\gamma_2)B_{1,2}(\gamma_3)P_{iy} \\
&= \left( P_{iy}^\dagger B_{1,2}(\gamma_1)P_{iy} \right) \left( P_{iy}^\dagger B_{2,3}(\gamma_2)P_{iy} \right) \left( P_{iy}^\dagger B_{1,2}(\gamma_3)P_{iy} \right) \\
&= R_z(\gamma_1)R_x(\gamma_2)R_z(\gamma_3)
\end{aligned}$$

and

$$\begin{aligned}
P_{iy}^\dagger \llbracket RHS \rrbracket_1 P_{iy} &= P_{iy}^\dagger B_{2,3}(\delta_1)B_{1,2}(\delta_2)B_{2,3}(\delta_3)P_{iy} \\
&= \left( P_{iy}^\dagger B_{2,3}(\delta_1)P_{iy} \right) \left( P_{iy}^\dagger B_{1,2}(\delta_2)P_{iy} \right) \left( P_{iy}^\dagger B_{2,3}(\delta_3)P_{iy} \right) \\
&= R_x(\delta_1)R_z(\delta_2)R_x(\delta_3)
\end{aligned}$$

Thus the angles of (E3) are exactly the Euler angles for rotations in  $\mathbb{R}^3$ :

$$\begin{aligned} & \llbracket LHS \rrbracket_1 &= & \llbracket RHS \rrbracket \\ \Leftrightarrow & P_{iy}^\dagger \llbracket LHS \rrbracket_1 P_{iy} &= & P_{iy}^\dagger \llbracket RHS \rrbracket P_{iy} \\ \Leftrightarrow & R_z(\gamma_3)R_x(\gamma_2)R_z(\gamma_1) &= & R_x(\delta_3)R_z(\delta_2)R_x(\delta_1) \end{aligned}$$

One can look at [56] for the theory. For the explicit formula, let us define the  $3 \times 3$  real matrix  $R_{E_3} := \begin{pmatrix} r_{1,1} & r_{1,2} & r_{1,3} \\ r_{2,1} & r_{2,2} & r_{2,3} \\ r_{3,1} & r_{3,2} & r_{3,3} \end{pmatrix} = P_{iy}^\dagger \llbracket LHS \rrbracket_1 P_{iy} = P_{iy}^\dagger \llbracket RHS \rrbracket_1 P_{iy}$ . It is straightforward to compute the elements of  $R_{E_3}$  with either the angles of the LHS or the RHS with the definitions (cf Definition 3). Therefore, it is sufficient to give the angles from the elements of  $R_{E_3}$ .

Here, we give the formula directly taken from [59].

### From $R_{E_3}$ to RHS

- If  $-1 < r_{1,1} < 1$  then  $\delta_1 = \text{atan2}(r_{1,3}, -r_{1,2})$ ,  $\delta_2 = \text{acos}(r_{1,1})$  and  $\delta_3 = \text{atan2}(r_{3,1}, r_{2,1})$ .
- If  $r_{1,1} = 1$ , then necessarily  $\delta_2 = 0$ , and the solutions are all the angles such that  $\delta_1 + \delta_3 = \text{atan2}(r_{3,2}, r_{3,3})$ .
- If  $r_{1,1} = -1$ , then necessarily  $\delta_2 = \pi$ , and the solutions are all the angles such that  $\delta_1 - \delta_3 = \text{atan2}(r_{3,2}, r_{3,3})$ .

All those angles can be taken modulo  $2\pi$ .

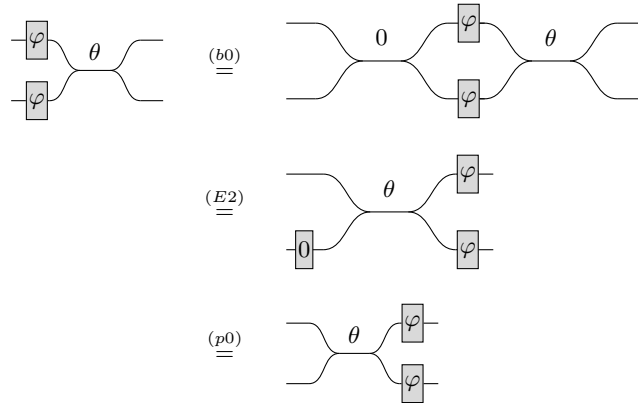
### From $R_{E_3}$ to LHS

- If  $-1 < r_{3,3} < 1$  then  $\gamma_2 = \text{acos}(r_{3,3})$ ,  $\gamma_3 = \text{atan2}(r_{1,3}, -r_{2,3})$  and  $\gamma_1 = \text{atan2}(r_{3,0}, r_{3,2})$ .
- If  $r_{3,3} = 1$ , then necessarily  $\gamma_2 = 0$ , and the solutions are all the angles such that  $\gamma_1 + \gamma_3 = \text{atan2}(-r_{1,2}, r_{1,1})$ .
- If  $r_{3,3} = -1$ , then necessarily  $\gamma_2 = \pi$ , and the solutions are all the angles such that  $\gamma_1 - \gamma_3 = \text{atan2}(-r_{1,2}, r_{1,1})$ .

All those angles can be taken modulo  $2\pi$ .

## B.2 Completeness of LOPP: Theorem 7

To prove Equation (pp-b), we have:



► **Lemma 46** (Useful **LOPP** equations). *We can derive the three following equations in **LOPP**:*

$$\text{Diagram (3)} \quad (3)$$

$$\text{Diagram (4)} \quad (4)$$

$$\text{Diagram (5)} \quad (5)$$

If  $\sin(\delta_1) \neq 0$ , we can also derive:

$$\text{Diagram (6)} \quad (6)$$

with  $\alpha = \text{atan}\left(\frac{c_{\delta_1}}{s_{\delta_1} c_{\delta_2}}\right)$ .

**Proof.** To derive Equation (3), we have:

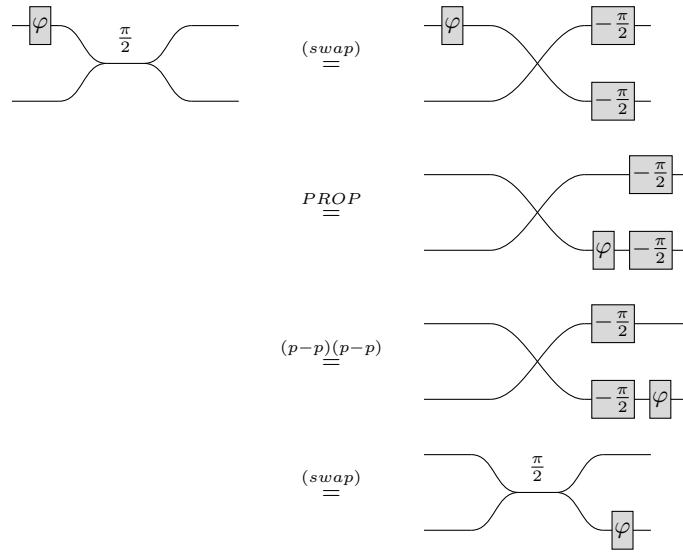
$$\text{Derivation of (3)} \quad (p0)(p-p) \quad (pp-b)$$

To derive Equation (4), we have:

$$\text{Derivation of (4)} \quad (p0)(p-p) \quad (pp-b)$$

To derive Equation (5), we have:





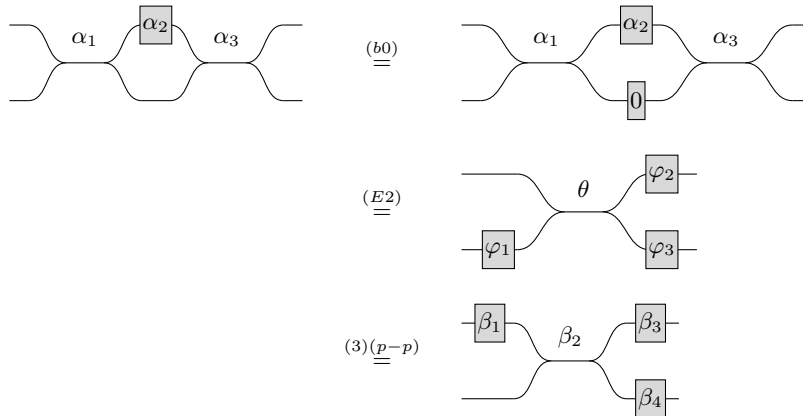
For Equation (6), by looking at the matrices of both sides of the equation we have:

$$[[LHS]]_1 = \begin{pmatrix} * & * & * \\ * & * & * \\ * & * & -s_\alpha s_{\delta_1} c_{\delta_2} + c_\alpha c_{\delta_1} \end{pmatrix} = \begin{pmatrix} * & * & * \\ * & * & * \\ * & * & 0 \end{pmatrix} = [[RHS]]_1$$

Therefore, for  $\delta_1 \neq 0$ , we have:

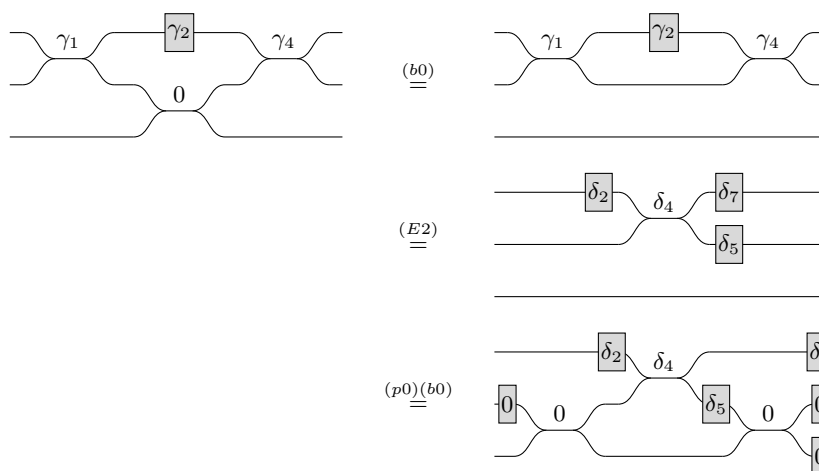
$$-s_\alpha s_{\delta_1} c_{\delta_2} + c_\alpha c_{\delta_1} = 0 \Leftrightarrow \tan(\alpha) = \frac{c_{\delta_1}}{s_{\delta_1} c_{\delta_2}} \Leftrightarrow \alpha = \text{atan}\left(\frac{c_{\delta_1}}{s_{\delta_1} c_{\delta_2}}\right).$$

To derive Equation (oE2), we have:

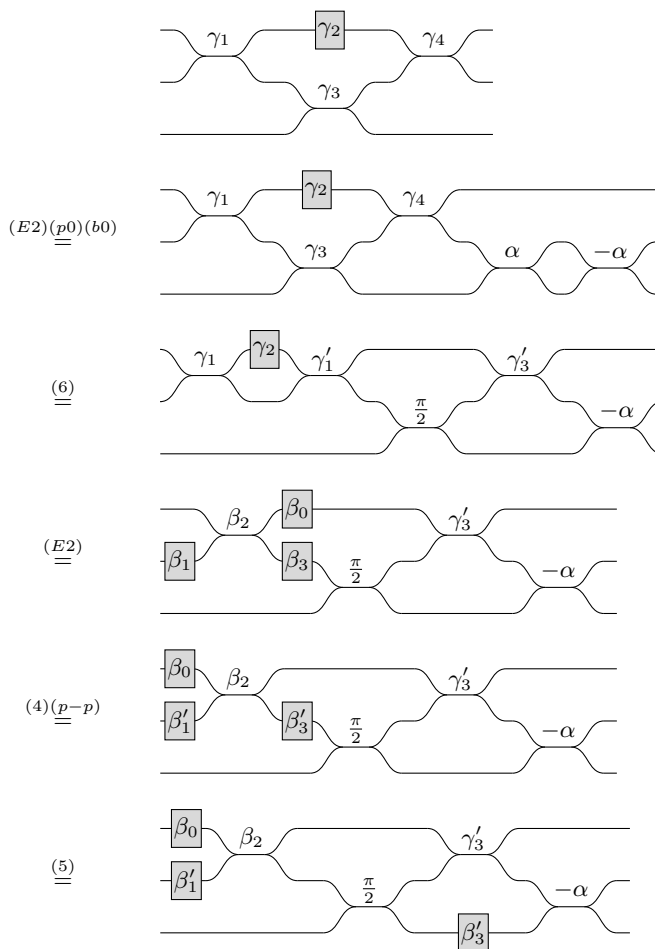


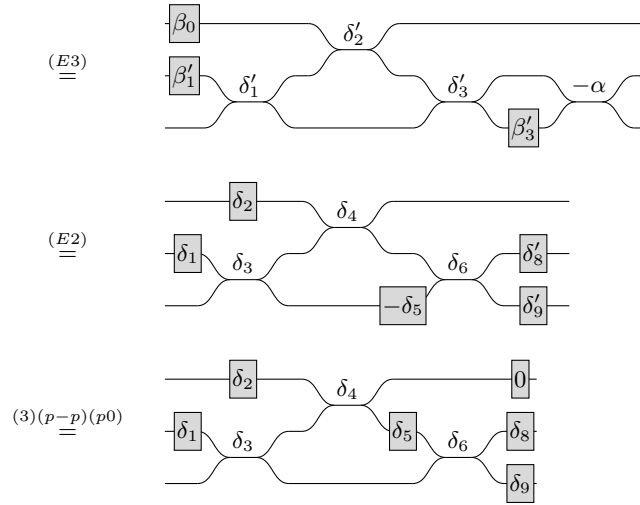
To derive Equation (oE3) if  $\gamma_3 = 0$ , we have:





To derive Equation (oE3) if  $\gamma_3 \neq 0$ , we have:





### B.3 Proofs of Section 2.3

Shape	Properties
	<p><math>\Delta</math>-circuits (Definition 8)</p> <p>Uniquely determined by <math>[[\cdot]]_1</math> (Proposition 10).</p>
	<p><math>\tilde{n}\Delta_{\tilde{m}}</math>-circuits (Definition 12)</p> <p>Uniquely determined by the submatrix <math>[[\cdot]]_1(1:m, 1:n)</math> (Proposition 13). Used for the normal forms of <math>\mathbf{LO}_{fi}</math>.</p>
	<p><math>\tilde{n}\diamond_n</math>-circuits (Definition 14)</p> <p>They have exactly <math>\tilde{n} \times \tilde{m}</math> nonzero beam splitters, with no identity wire. They are used in the proofs of Section 4.</p>

■ **Table 9** Shapes and properties of classes of triangle **LOPP**-circuits:  $n + \tilde{n} \rightarrow m + \tilde{m}$ .  $(*, \circ)$  are angles in  $[0, 2\pi) \times [0, \frac{\pi}{2}]$  that satisfy the properties of Definitions 8 and 12. We emphasize the nonzero angles of  $\diamond$  by noting  $\bullet$  an arbitrary angle in  $(0, \frac{\pi}{2}]$ . The angles which are necessarily zero for the property 3 and 4 of Definition 12 are in red. We have  $n = \tilde{n} = 3, m = 4$  and  $\tilde{m} = 2$  for the first two figures, and  $\tilde{m} = n = 2$  and  $\tilde{n} = m = 3$  for the third.

### Proof of Proposition 10

The coefficient  $t_{i,j}$  of  $[[\Delta]]_1$  is determined by the sum of all the paths from the  $j^{th}$  input wire to the  $i^{th}$  output wire, where for each path, we multiply by a  $\cos$  (resp.  $\sin$ ) term when the

photon is reflected on (resp. transmitted through) a beam splitter, and by a phase when the path crosses a phase shifter. For instance:

$$\begin{aligned} t_{1,2} &= \cos(\theta_{1,2})e^{i\varphi_{1,2}}i \sin(\theta_{1,1})e^{i\varphi_{1,1}} \text{ and} \\ t_{2,2} &= i \sin(\theta_{1,2}) \cos(\theta_{2,2})e^{\varphi_{2,2}}i \sin(\theta_{2,1})e^{i\varphi_{2,1}} + \cos(\theta_{1,2})e^{\varphi_{1,2}}i \sin(\theta_{1,1}) \cos(\theta_{2,1})e^{\varphi_{1,2}}. \end{aligned}$$

More generally, we have  $t_{i,j} = e^{i\varphi_{i,j}} \cos(\theta_{i,j}) \times q_{i,j} + r_{i,j}$  where  $q_{i,j}, r_{i,j}$  are terms depending uniquely on the the angles with lower indexes. We can notice there is at most one path from the  $j^{\text{th}}$  input wire to the  $i^{\text{th}}$  output wire involving  $\theta_{i,j}$  and  $\varphi_{i,j}$  and that  $q_{i,j} \neq 0$  if and only if all  $\theta_{k < i, j}$  and  $\theta_{i, \ell < j}$  are nonzero. If one  $\theta_{i, \ell < j}$  is zero, then we have  $\varphi_{i,j} = \theta_{i,j} = 0$  by the properties of the  $\Delta$ -circuits. If there are  $K$  values of  $\theta_{k < i, j}$  which are zero, then all the  $K$  diagonals  $\theta_{k, \ell' \geq j}$  are zero. By now considering the path from the  $(j + K)^{\text{th}}$  input wire to the  $i^{\text{th}}$  output wire, we recover the same type of equation with  $q_{i,j} \neq 0$ . Now, we can subtract  $r_{i,j}$  and dividing by  $q_{i,j}$ , so that we have  $e^{i\varphi_{i,j}} \cos(\theta_{i,j}) = z_{i,j}$  with  $z_{i,j} = (t_{i,j} - r_{i,j})/q_{i,j}$ . If  $z_{i,j} \neq 0$  then  $\theta_{i,j} \in [0, \frac{\pi}{2})$  and  $\varphi \in [0, 2\pi)$  are uniquely determined. If  $z_{i,j} = 0$ , then  $\theta_{i,j} = \frac{\pi}{2}$  and by the properties of  $\Delta$ -circuits, we have  $\varphi_{i,j} = 0$ .

► **Remark 47.** The existence and the uniqueness have been shown in [43] for very similar circuits that have two minor differences; the phases were on the top left of the beam splitters, and the range of the thetas and phases, except the last layer, were all in  $[0, \pi)$ . We can therefore have an alternative proof by changing the strongly normalising and confluent rewriting system so the thetas are always in  $[0, \frac{\pi}{2}]$  and the phases stay on the bottom left instead of the top left, without restricting their range.

## C Proofs of Section 3

### C.1 Remarkable properties

In this subsection, we show a list of remarkable properties that either illustrate the behavior of some circuits or give more insight on how they work.

**Circuit with an identity wire have the semantics of a sum of smaller diagrams.** This illustrates the Remark 30.

$$\begin{aligned} \left[ \left[ \begin{array}{c} \text{---} \\ \vdots \\ n \\ \text{---} \\ \text{---} \\ \vdots \\ m \\ \text{---} \end{array} \right] \right] &= \sum_{k \in \mathcal{K}} \sum_{\ell \in \mathcal{L}} \langle \ell | k \rangle \left[ \left[ \begin{array}{c} \text{---} \\ \vdots \\ n \\ \text{---} \\ \text{---} \\ \vdots \\ m \\ \text{---} \end{array} \right] \right] \\ &= \sum_{j \in \mathcal{L} \cap \mathcal{K}} \left[ \left[ \begin{array}{c} \text{---} \\ \vdots \\ n \\ \text{---} \\ \text{---} \\ \vdots \\ m \\ \text{---} \end{array} \right] \right] \end{aligned}$$

$\llbracket C \rrbracket_{pre}$  can always be expressed as a sum of  $\Omega$ . This illustrates the paragraph after Definition 35.

► **Proposition 48** (Canonical decomposition). *For every  $\mathbf{LO}_{fi}$ -circuit  $C$ ,  $\llbracket C \rrbracket$  can be expressed as a linear combination of  $\Omega^{u,v}(D)$ , with  $D$  a **LOPP**-circuit.*

**Proof.** This is a direct consequence of the linearity of  $\llbracket \cdot \rrbracket_{pre}$ . With  $\mathbf{f} = \sum_{\mathbf{u} \in \mathcal{U}} \alpha_{\mathbf{u}} |\mathbf{u}\rangle$ ,  $\mathcal{U} \subset_f \mathbb{N}^{\tilde{n}}$  and  $\mathbf{g} = \sum_{\mathbf{v} \in \mathcal{V}} \beta_{\mathbf{v}} |\mathbf{v}\rangle$ ,  $\mathcal{V} \subset_f \mathbb{N}^{\tilde{m}}$ , we have:

$$\begin{aligned}
 \llbracket C \rrbracket_{pre} &= \left[ \begin{array}{c} \vdots \\ \vdots \\ \vdots \end{array} \right] \left[ \begin{array}{c} \vdots \\ \vdots \\ \vdots \end{array} \right] \\
 &= \sum_{\mathbf{u} \in \mathcal{U}} \sum_{\mathbf{v} \in \mathcal{V}} \alpha_{\mathbf{u}} \beta_{\mathbf{v}} \left[ \begin{array}{c} \vdots \\ \vdots \\ \vdots \end{array} \right] \left[ \begin{array}{c} \vdots \\ \vdots \\ \vdots \end{array} \right]_{pre} \\
 &= \sum_{\mathbf{u}, \mathbf{v}} \alpha_{\mathbf{u}} \beta_{\mathbf{v}} \Omega^{\mathbf{u}, \mathbf{v}}(D) \\
 &= \sum_{\mathbf{u}, \mathbf{v}} \omega_{\mathbf{u}, \mathbf{v}} \Omega^{\mathbf{u}, \mathbf{v}}(D)
 \end{aligned}$$

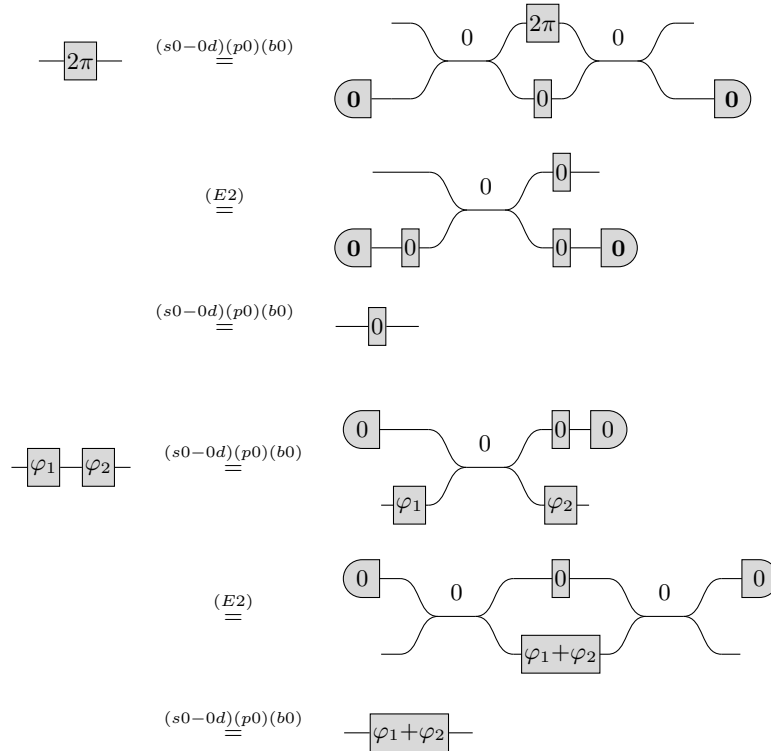


## D Proofs of Section 4

### D.1 Useful Lemmas

► **Lemma 49** ( $\mathbf{LO}_{fi}$  is complete for  $\mathbf{LOPP}$ ). *We can derive the equations of Figure 3 with the rules of the  $\mathbf{LO}_{fi}$ -calculus.*

**Proof.** All the rules are present aside from Equation (p2 $\pi$ ) and (p-p). We derive them as follows:

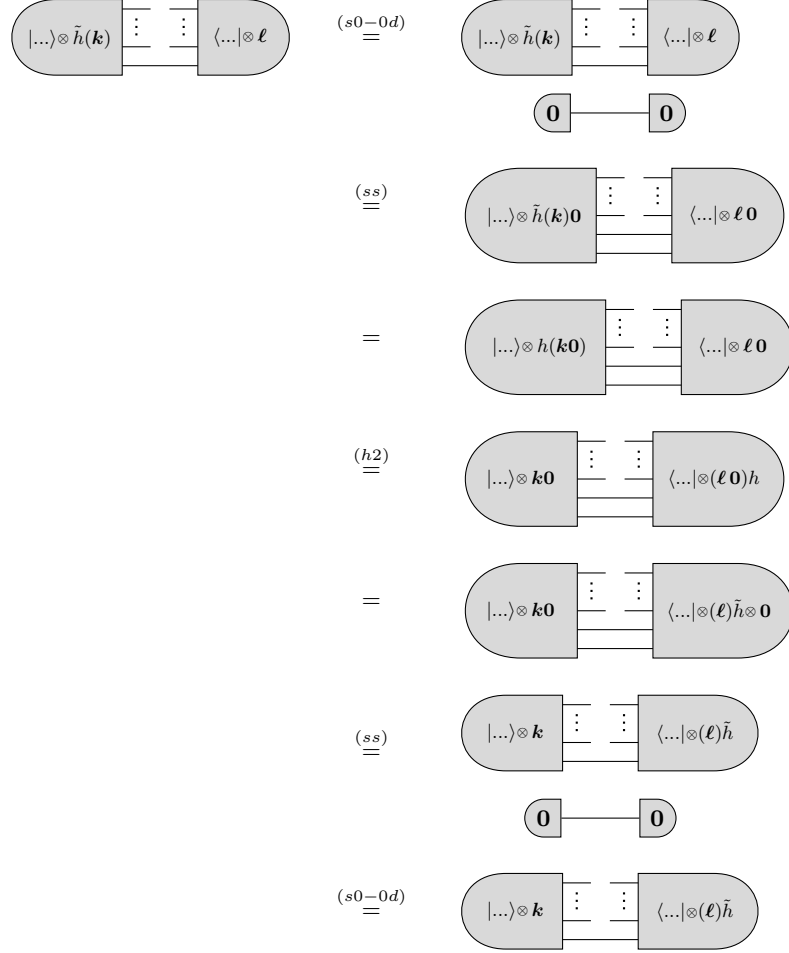


$$\begin{array}{ccc}
\begin{array}{c} \text{---} \\ \vdots \\ \text{---} \end{array} \text{---} \langle \dots | \otimes k_1 k_2 \rangle \text{---} \begin{array}{c} \text{---} \\ \vdots \\ \text{---} \end{array} \langle \dots | \otimes \ell_1 \ell_2 \rangle & = & \begin{array}{c} \text{---} \\ \vdots \\ \text{---} \end{array} \langle \dots | \otimes \mathbf{k} \rangle \text{---} \begin{array}{c} \text{---} \\ \vdots \\ \text{---} \end{array} \langle \dots | \otimes \ell \rangle \quad (\text{Rw}) \\
\begin{array}{c} \text{---} \\ \vdots \\ \text{---} \end{array} f_k \otimes \mathbf{k} \text{---} \begin{array}{c} \text{---} \\ \vdots \\ \text{---} \end{array} g_\ell \otimes \ell & = & \begin{array}{c} \text{---} \\ \vdots \\ \text{---} \end{array} f_k \otimes \mathbf{k} + \mathbf{F} \otimes \tilde{\mathbf{k}}_{\tilde{k} \notin \mathcal{L}} \text{---} \begin{array}{c} \text{---} \\ \vdots \\ \text{---} \end{array} g_\ell \otimes \ell \quad (+\text{F}) \\
\begin{array}{c} \text{---} \\ \vdots \\ \text{---} \end{array} f_k \otimes \mathbf{k} \text{---} \begin{array}{c} \text{---} \\ \vdots \\ \text{---} \end{array} g_\ell \otimes \ell & = & \begin{array}{c} \text{---} \\ \vdots \\ \text{---} \end{array} f_k \otimes \mathbf{k} \text{---} \begin{array}{c} \text{---} \\ \vdots \\ \text{---} \end{array} g_\ell \otimes \ell + \mathbf{G} \otimes \tilde{\ell}_{\tilde{i} \notin \mathcal{K}} \quad (+\text{G}) \\
\begin{array}{c} \text{---} \\ \vdots \\ \text{---} \end{array} \langle \dots | \otimes \tilde{h}(\mathbf{k}) \rangle \text{---} \begin{array}{c} \text{---} \\ \vdots \\ \text{---} \end{array} \langle \dots | \otimes \ell \rangle & = & \begin{array}{c} \text{---} \\ \vdots \\ \text{---} \end{array} \langle \dots | \otimes \mathbf{k} \rangle \text{---} \begin{array}{c} \text{---} \\ \vdots \\ \text{---} \end{array} \langle \dots | \otimes \ell \rangle \tilde{h} \quad (\text{h1}) \\
\begin{array}{c} \text{---} \\ \vdots \\ \text{---} \end{array} \tilde{m} \text{---} \begin{array}{c} \text{---} \\ \vdots \\ \text{---} \end{array} f \text{---} \begin{array}{c} \text{---} \\ \vdots \\ \text{---} \end{array} g & = & \begin{array}{c} \text{---} \\ \vdots \\ \text{---} \end{array} \tilde{m} \text{---} \begin{array}{c} \text{---} \\ \vdots \\ \text{---} \end{array} g' \quad (\text{s-md}) \\
\begin{array}{c} \text{---} \\ \vdots \\ \text{---} \end{array} f \text{---} \begin{array}{c} \text{---} \\ \vdots \\ \text{---} \end{array} \tilde{n} \text{---} \begin{array}{c} \text{---} \\ \vdots \\ \text{---} \end{array} g & = & \begin{array}{c} \text{---} \\ \vdots \\ \text{---} \end{array} f' \text{---} \begin{array}{c} \text{---} \\ \vdots \\ \text{---} \end{array} \tilde{n} \quad (\text{sn-d})
\end{array}$$

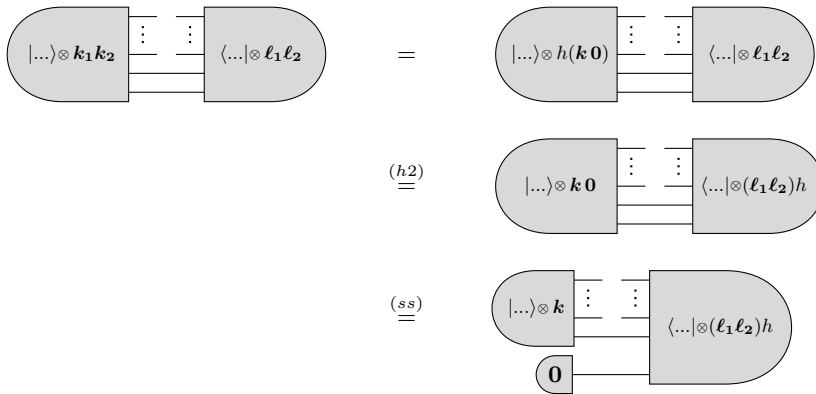
■ **Figure 6** Useful equations derived by the  $\mathbf{LO}_{fi}$ -calculus as show in Lemma 50. Equation (Rw) is removing one identity wire when there are two, Equation (+F) (resp. (+G)) add any term in the source (resp. detector) trivially orthogonal on the last mode, Equation (h1) is the same as Axiom (h2) on one mode, Equations (s-md) and (sn-d) are projections. Those equations will be useful to prove Lemma 31.

► **Lemma 50** (Useful  $\mathbf{LO}_{fi}$ -equations). *We can derive the equations of Figure 6 with the rules of the  $\mathbf{LO}_{fi}$ -calculus.*

**Proof.** We consider a linear function  $h : \mathcal{B}_2^{\text{pre}} \rightarrow \mathcal{B}_2^{\text{pre}}$  such that for every  $k \in \mathbb{N}$ ,  $h(|k, 0\rangle) = \tilde{h}(|k\rangle)$  and  $\langle k, 0|h = \langle k|\tilde{h}$ .



We consider a linear function  $h : \mathcal{B}_2^{\text{pre}} \rightarrow \mathcal{B}_2^{\text{pre}}$  and a finite set  $\mathcal{K} \subset \mathbb{N}$  such that for every  $k \in \mathcal{K}$ ,  $h(|k, 0\rangle) = |k_1, k_2\rangle$ .



$$\stackrel{(s0-d)}{=} \left( \begin{array}{c} \dots \otimes k \\ \vdots \\ \vdots \\ \langle \dots | \otimes \ell \end{array} \right)$$

We consider a linear function  $h : \mathcal{B}_2^{\text{pre}} \rightarrow \mathcal{B}_2^{\text{pre}}$  such that  $h = h^\dagger$ ,  $h$  is swapping the states  $|\tilde{\ell}, 0\rangle$  and  $|\tilde{\ell}, 1\rangle$  and is the identity everywhere else. We have:

$$\begin{aligned} & \left( \begin{array}{c} f_k \otimes k \\ \vdots \\ \vdots \\ g_{\ell \otimes \ell} + G \otimes \tilde{\ell} \\ \quad \quad \quad \tilde{i} \notin \mathcal{K} \end{array} \right) \stackrel{(s0-0d)(ss)}{=} \left( \begin{array}{c} f_k \otimes k \mathbf{0} \\ \vdots \\ \vdots \\ g_{\ell \otimes \ell} \mathbf{0} + G \otimes \tilde{\ell} \mathbf{0} \end{array} \right) \\ & = \left( \begin{array}{c} f_k \otimes k \mathbf{0} \\ \vdots \\ \vdots \\ g_{\ell \otimes (\ell)h} + G \otimes (\tilde{\ell}1)h \end{array} \right) \\ & \stackrel{(h2)}{=} \left( \begin{array}{c} f_k \otimes h(k \mathbf{0}) \\ \vdots \\ \vdots \\ g_{\ell \otimes \ell} \mathbf{0} + G \otimes \tilde{\ell} \mathbf{1} \end{array} \right) \\ & = \left( \begin{array}{c} f_k \otimes k \mathbf{0} \\ \vdots \\ \vdots \\ g_{\ell \otimes \ell} \mathbf{0} + G \otimes \tilde{\ell} \mathbf{1} \end{array} \right) \\ & \stackrel{(ss)}{=} \left( \begin{array}{c} f_k \otimes k \\ \vdots \\ \vdots \\ g_{\ell \otimes \ell} \mathbf{0} + G \otimes \tilde{\ell} \mathbf{1} \\ \mathbf{0} \end{array} \right) \\ & \stackrel{(s0-d)}{=} \left( \begin{array}{c} f_k \otimes k \\ \vdots \\ \vdots \\ g_{\ell \otimes \ell} \end{array} \right) \end{aligned}$$

Similarly and symmetrically, we can derive Equation (+F).

We consider a linear map  $\tilde{h} : \mathcal{B}_1^{\text{pre}} \rightarrow \mathcal{B}_1^{\text{pre}}$  such that  $\tilde{h}(|0\rangle) = \tilde{f}$ . We have:

$$\begin{aligned} & \left( \begin{array}{c} \tilde{m} : \\ \vdots \\ \vdots \\ f \end{array} \right) \stackrel{(Rw)}{=} \left( \begin{array}{c} \tilde{m} : \\ \vdots \\ \vdots \\ \tilde{f} \end{array} \right) \\ & = \left( \begin{array}{c} \tilde{m} : \\ \vdots \\ \vdots \\ \tilde{h}(\mathbf{0}) \end{array} \right) \\ & \stackrel{(h1)}{=} \left( \begin{array}{c} \tilde{m} : \\ \vdots \\ \vdots \\ \mathbf{0} \end{array} \right) \\ & \stackrel{(s0-d)}{=} \left( \begin{array}{c} \tilde{m} : \\ \vdots \\ \vdots \\ \mathbf{0} \end{array} \right) \end{aligned}$$

Similarly and symmetrically, we can derive Equation (sn-d). ◀



► **Lemma 51.** *We can derive the following equation in the  $\mathbf{LO}_{\mathbf{fi}}$ -calculus:*

$$\begin{array}{c} \text{f} \\ \vdots \\ \text{m} \end{array} \text{---} \begin{array}{c} \text{g}_\ell \otimes \ell \end{array} = \begin{array}{c} \text{f}' \\ \vdots \\ \text{m} \end{array} \text{---} \begin{array}{c} \mathcal{N}_{\tilde{m}(\ell)} \otimes \ell \end{array} \quad (\mathcal{N}_{\tilde{m}(\ell)})$$

**Proof.** Without loss of generality, just a different way of decomposing, we can write  $\mathbf{g} = \sum_{\ell} \mathbf{g}_\ell \otimes |\ell\rangle = \sum_{\ell} \langle \mathcal{N}_m(\ell) | \langle \psi_\ell |$  where  $|\psi_\ell\rangle$  is a generic state of  $\mathcal{B}_1^{\text{pre}}$ . We will show we can derive the following transformation:

$$\mathbf{g}^L = \sum_{\ell < L} \langle \mathcal{N}_m(\ell) | \langle \ell | + \sum_{\ell \geq L} \langle \mathcal{N}_m(\ell) | \langle \psi_\ell | \quad \rightarrow \quad \mathbf{g}^{L+1} = \sum_{\ell \leq L} \langle \mathcal{N}_m(\ell) | \langle \ell | + \sum_{\ell > L} \langle \mathcal{N}_m(\ell) | \langle \psi'_\ell |$$

with  $v < L \Rightarrow \langle \psi_\ell | v \rangle = 0$  with  $v \leq L \Rightarrow \langle \psi'_\ell | v \rangle = 0$

We take a linear function  $\tilde{h} : \mathcal{B}_1^{\text{pre}} \rightarrow \mathcal{B}_1^{\text{pre}}$  which is the identity for every  $|k\rangle$  with  $k < L$  and such that  $\langle L | \tilde{h} = \langle \psi_L |$  and  $\langle \psi'_\ell | \tilde{h} = \langle \psi_\ell |$  with  $\langle \psi'_\ell | k \rangle$  for  $k < L$ . We have:

$$\mathbf{g}^L = \sum_{\ell < L} \langle \mathcal{N}_m(\ell) | \langle \ell | \tilde{h} + \langle \mathcal{N}_m(L) | \langle L | \tilde{h} + \sum_{\ell > L} \langle \mathcal{N}_m(\ell) | \langle \psi'_\ell | \tilde{h}$$

Note that  $\langle \psi'_\ell | L \rangle$  can be nonzero. We remove  $\tilde{h}$  with Equation (h1):

$$\sum_{\ell < L} \langle \mathcal{N}_m(\ell) | \langle \ell | + \langle \mathcal{N}_m(L) | \langle L | + \sum_{\ell > L} \langle \mathcal{N}_m(\ell) | \langle \psi'_\ell |$$

We extract  $\langle \Psi | = \sum_{\ell > L} \langle \mathcal{N}_m(\ell) | \langle \psi'_\ell | L \rangle$ :

$$\sum_{\ell < L} \langle \mathcal{N}_m(\ell) | \langle \ell | + (\langle \mathcal{N}_m(L) | + \langle \Psi |) \langle L | + \sum_{\ell > L} \langle \mathcal{N}_m(\ell) | \langle \psi'_\ell |$$

with  $\langle \psi'_\ell | k \rangle = 0$  for  $k \leq L$ . We use Equation (+G) to add  $\langle G | \langle \tilde{\ell} |$  with  $\langle G | = \langle \mathcal{N}_m(L) | - \langle \Psi |$  and  $\tilde{\ell} \notin \mathcal{K} \cup \mathcal{L}$ . We have:

$$\sum_{\ell < L} \langle \mathcal{N}_m(\ell) | \langle \ell | + \langle \mathcal{N}_m(L) | (\langle L | + \langle \tilde{\ell} |) + \langle \Psi | (\langle L | - \langle \tilde{\ell} |) + \sum_{\ell > L} \langle \mathcal{N}_m(\ell) | \langle \psi'_\ell |$$

By taking a linear function  $\tilde{h} : \mathcal{B}_1^{\text{pre}} \rightarrow \mathcal{B}_1^{\text{pre}}$  such that  $\langle L | \tilde{h} = \langle L | + \langle \tilde{\ell} |$  and  $\langle \tilde{\ell} | \tilde{h} = \langle L | - \langle \tilde{\ell} |$  and which is the identity everywhere else, we have:

$$\sum_{\ell < L} \langle \mathcal{N}_m(\ell) | \langle \ell | \tilde{h} + \langle \mathcal{N}_m(L) | \langle L | \tilde{h} + \langle \Psi | \langle \tilde{\ell} | \tilde{h} + \sum_{\ell > L} \langle \mathcal{N}_m(\ell) | \langle \psi'_\ell | \tilde{h}$$

By removing the  $\tilde{h}$  with Equation (h1) and taking  $\langle \psi''_\ell | = \langle \psi'_\ell | + \langle \Psi | \mathcal{N}_m(\ell) \rangle \langle \tilde{\ell} |$ , we obtain the desired  $\mathbf{g}^{L+1}$ .

We conclude the proof by starting at the generic state  $\mathbf{g} = \mathbf{g}^{L=0}$  and apply that transformation for  $L = 0$  to  $L = \max(\mathcal{L})$ . ◀

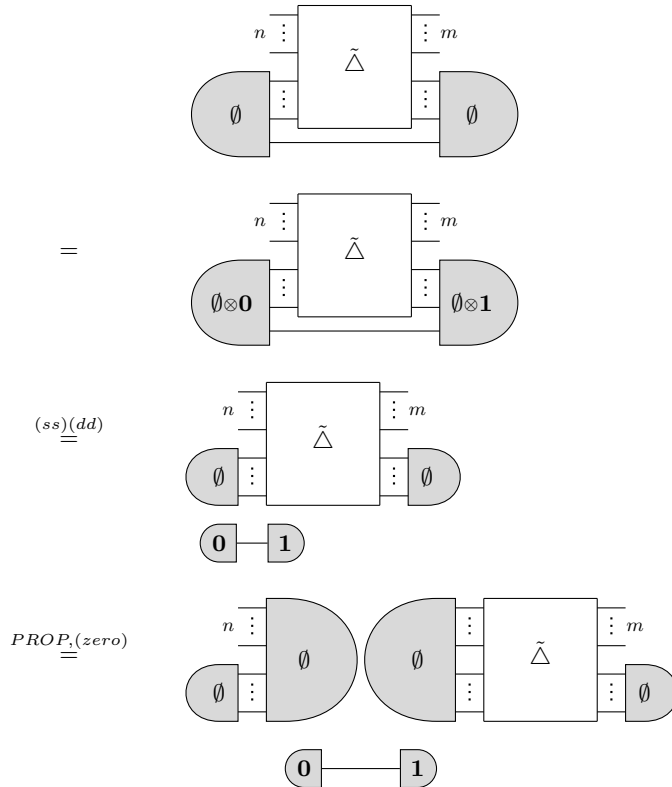
## D.2 Rewriting to the nonzero normal forms: Proof of Lemma 31

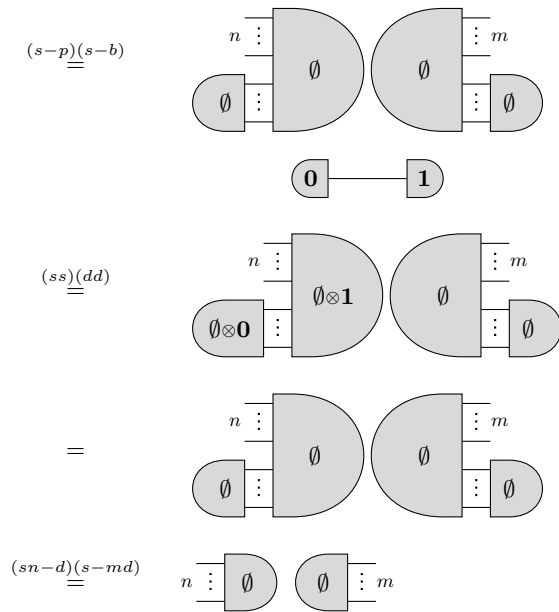
We can derive the rules of **LOPP** with Lemma 49, the Equations (Rw), (+F) and (+G) with Lemma 50, and the Equation  $(\mathcal{N}_{\tilde{m}}(\ell))$  with Lemma 51.

1. Put all the sources (resp. detectors) on the bottom left (resp. bottom right) with the rules of PROP.
2. Merge all the sources (resp. detectors) with Axiom (ss) (resp. Axiom (dd)).
3. With the rules of **LOPP**, rewrite  $D$  to a  $\Delta$ -circuit as defined in Definition 8.
4. Absorb all the beam splitters and phase shifters directly connected to the source and the detector with Axiom (s-b),(s-p) ,(b-d) and (p-d).
5. If the last wire of  $D$  is not the identity, add one with Axiom (s0-0d).
6. Apply as many times as possible Equation (Rw), so only one identity wire is remaining.  $D$  is now of the form  $\tilde{\Delta} \otimes \text{---}$ , with  $\tilde{\Delta}$  a  $\tilde{n} \Delta_{\tilde{m}}$ -circuit of Definition 12, and  $\mathbf{f}$  (resp.  $\mathbf{g}$ ) is of the desired final size  $\tilde{n} + 1$  (resp.  $\tilde{m} + 1$ ).
7. Use the Equation  $(\mathcal{N}_{\tilde{m}}(\ell))$  to transform the generic state  $\mathbf{g}$  into  $\sum_{\ell \in \mathcal{L}} \langle \mathcal{N}_{\tilde{m}}(\ell) | \langle \ell |$ .
8. Use Equation (+F) to cancel all the terms  $\mathbf{f}_k \otimes k$  such that  $k \notin \mathcal{L}$ , by taking  $|\mathbf{F}\rangle = -\mathbf{f}_k$ . So now,  $\mathcal{K} \subset \mathcal{L}$ .
9. Use Equation (+G) to cancel all the terms  $\mathbf{g}_\ell \otimes \ell$  such that  $\ell \notin \mathcal{K}$ , by taking  $\langle \mathbf{G}| = -\mathbf{g}_\ell$ . So now  $\mathcal{K} = \mathcal{L}$ .

## D.3 Rewriting to the zero normal form: Proof of Remark 32

In the normal form of Definition 28, it is possible that  $\mathcal{K} = \emptyset$ , meaning the semantics of the all circuit is the null function. Note the zero vector on  $\mathcal{B}_2^{\text{pre}}$  can be written as  $0 = 0 \otimes |0\rangle$  and the zero vector on  $\mathcal{B}_2^{\text{pre}*}$  as  $0 = 0 \otimes \langle 1|$ . We have:





### D.4 Proof of Lemma 36

► **Proposition 52.** Let  $[[\tilde{\Delta}]]_1 = \left[ \left[ \begin{array}{c} \theta \\ \varphi \end{array} \right] \right]_1 = \begin{pmatrix} e^{i\varphi} c_\theta & i e^{i\varphi} s_\theta \\ i s_\theta & c_\theta \end{pmatrix} = \begin{pmatrix} a e^{i\varphi} & b e^{i\varphi} \\ b & a \end{pmatrix}$ . Let  $k, \ell, n \in \mathbb{N}$ , with  $n \gg k, \ell$  and  $N = n + k - \ell$ . For  $a \neq 0$ , we have:

$$\langle N, \ell | \left[ \left[ \begin{array}{c} \theta \\ \varphi \end{array} \right] \right] | n, k \rangle = e^{iN\varphi} a^N \sqrt{\frac{N!}{n!}} Q_k^\ell(n)$$

where  $Q_k^\ell$  is a real polynomial of degree  $\ell$ .



**Proof.** It directly follows from Definition 23, by noting that  $n - N = \ell - k$ :

$$\begin{aligned}
& \langle N, \ell | \left[ \left[ \begin{array}{c} \theta \\ \text{---} \\ \text{---} \end{array} \right] \left[ \begin{array}{c} \varphi \\ \text{---} \\ \text{---} \end{array} \right] \right] | n, k \rangle \\
&= e^{iN\varphi} \sqrt{\frac{N!\ell!}{n!k!}} \sum_{\substack{p+q=N \\ \delta=p-q}} \binom{n}{p} \binom{k}{q} a^{k+\delta} b^{n-\delta} |\ell_1, \ell_2 \rangle \\
&= e^{iN\varphi} \sqrt{\frac{N!\ell!}{n!k!}} \sum_{q=0}^k \binom{n}{N-q} \binom{k}{q} a^{k+(N-q)-q} b^{n-((N-q)-q)} \\
&= e^{iN\varphi} \sqrt{\frac{N!\ell!}{n!k!}} \sum_{q=0}^k \binom{n}{n-N+q} \binom{k}{q} a^{N+k-2q} b^{n-N+2q} \\
&= e^{iN\varphi} \sqrt{\frac{N!\ell!}{n!k!}} \sum_{q=0}^k \binom{n}{\ell-k+q} \binom{k}{q} a^{N+k-2q} b^{(\ell-k)+2q} \\
&= e^{iN\varphi} a^N \sqrt{\frac{N!}{n!}} \left( \sqrt{\frac{\ell!}{k!}} \sum_{q=0}^k \frac{n(n-1)\dots(n-\ell+k-q)}{(\ell-k+q)!} \binom{k}{q} a^{k-2q} b^{(\ell-k)+2q} \right) \\
&= e^{iN\varphi} a^N \sqrt{\frac{N!}{n!}} Q_k^\ell(n)
\end{aligned}$$

◀

### Base case of Lemma 36

**Proof.** Let  $\llbracket \tilde{\Delta} \rrbracket_1 = \left[ \left[ \begin{array}{c} \theta \\ \text{---} \\ \text{---} \end{array} \right] \left[ \begin{array}{c} \varphi \\ \text{---} \\ \text{---} \end{array} \right] \right]_1 = \begin{pmatrix} ae^{i\varphi} & be^{i\varphi} \\ b & a \end{pmatrix}$  and  $\llbracket \tilde{\Delta}' \rrbracket_1 = \left[ \left[ \begin{array}{c} \theta' \\ \text{---} \\ \text{---} \end{array} \right] \left[ \begin{array}{c} \varphi' \\ \text{---} \\ \text{---} \end{array} \right] \right]_1 = \begin{pmatrix} a'e^{i\varphi'} & b'e^{i\varphi'} \\ b' & a' \end{pmatrix}$  with  $0 < a \leq 1$  and  $0 < a' \leq 1$  as<sup>4</sup>  $\theta, \theta' \in (0, \frac{\pi}{2}]$ . Let  $W = \sum_{k,\ell} \omega_{k,\ell} \Omega^{k,\ell}(\tilde{\Delta}) = \sum_{k,\ell} \omega'_{k,\ell} \Omega^{k,\ell}(\tilde{\Delta}')$ . Without loss of generality, let us consider that  $0 < a \leq a' \leq 1$ . By hypothesis, there exists one  $\omega'_{k,\ell} \neq 0$ . Let consider the maximum  $\ell_{max}$  such that there exists  $k_m$  with  $\omega_{k_m, \ell_{max}} \neq 0$ . We have that for every  $n \gg \ell_{max}$ ,  $k$  with  $N = k_m - \ell_{max} + n$ :

$$\begin{aligned}
\langle N | W | n \rangle &= \langle N | W' | n \rangle \\
\Leftrightarrow e^{iN\varphi} a^N \sqrt{\frac{N!}{n!}} \left( \sum_{k-\ell=k_m-\ell_{max}} \omega_{k,\ell} Q_k^\ell(n) \right) &= e^{iN\varphi'} a'^N \sqrt{\frac{N!}{n!}} \left( \sum_{k-\ell=k_m-\ell_{max}} \omega'_{k,\ell} Q_k^\ell(n) \right)
\end{aligned}$$

where  $Q_k^\ell$  and  $Q_k^{\ell'}$  are real polynomials of degree  $\ell$  (Proposition 52). Therefore for every such  $n, N$  we have:

$$e^{iN(\varphi-\varphi')} \left( \frac{a}{a'} \right)^N \left( \sum_{k-\ell=k_m-\ell_{max}} \omega_{k,\ell} Q_k^\ell(n) \right) = \left( \sum_{k-\ell=k_m-\ell_{max}} \omega'_{k,\ell} Q_k^\ell(n) \right)$$

As  $\omega_{k_m, \ell_{max}} \neq 0$ , the RHS is a nonzero complex polynomial of degree  $\ell_{max}$  evaluated in  $n$ . Note the limit of the absolute value of the RHS is  $\infty$  for  $n \rightarrow \infty$ . Then the LHS has necessarily a nonzero  $\omega_{k,\ell}$  and  $a' \leq a$ , otherwise the limit of the absolute value of the LHS is 0. Therefore,  $a = a'$ , thus  $\cos(\theta) = \cos(\theta')$  and  $\theta = \theta'$  as they are in  $[0, \frac{\pi}{2}]$ .

<sup>4</sup> Note the case  $a = 0$  is not considered as  $\tilde{\Delta}$  or  $\tilde{\Delta}'$  would be a phase tensored the identity, and therefore wouldn't be a  $\tilde{n}\Delta_{\tilde{m}}$ -circuit.

As  $\theta = \theta'$ , we have  $a = a'$  and  $b = b'$ , thus  $Q_k^\ell = Q_k'^\ell$  and for every  $N \gg k_m, \ell_{max}$  with  $n = \ell_{max} - k_m + N$ :

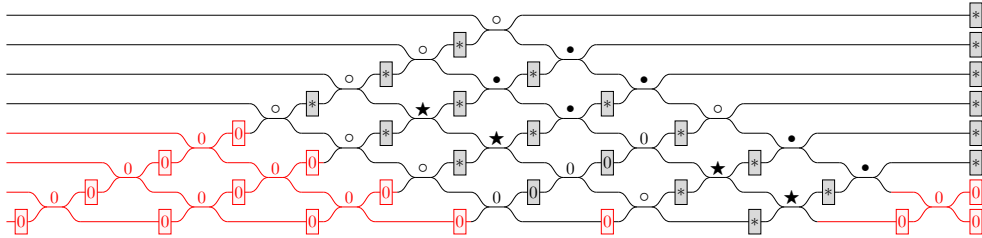
$$\sum_{k=\ell_{max}-\ell_{max}}^{\ell_{max}-\ell_{max}} \left( e^{iN(\varphi-\varphi')} \omega_{k,\ell} - \omega'_{k,\ell} \right) Q_k^\ell(n) = 0$$

Necessarily, there exists  $N_0$  such that for every  $N \geq N_0$ , we have  $e^{iN(\varphi-\varphi')} \omega_{k_m, \ell_{max}} = \omega'_{k_m, \ell_{max}} \neq 0$ . Otherwise, the absolute value of the LHS doesn't converge to 0 and therefore can't be equal to 0 for every  $N$ . As it is true for every  $N \geq N_0$ , is it in particular true for  $N = N_0$  and  $N = N_0 + 1$ , thus  $e^{i(\varphi-\varphi')} = 1$ , thus  $\varphi = \varphi'$ . ◀

### D.5 Proof of Proposition 39

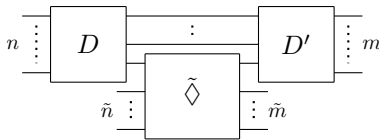
Let us consider a generic subtriangle  $\tilde{n}\Delta_{\tilde{m}} : n + \tilde{n} \rightarrow m + \tilde{m}$ . With the property 4, we know there exists one beam splitter with a nonzero angle on the  $(n + \tilde{n} - 1, n + \tilde{n})$  wires. We note  $\star$  the one on the most right. As this beam splitter cannot be connected to the  $\tilde{n}$  last input wires, there is necessarily one beam splitter on the  $(n + \tilde{n} - 1, n + \tilde{n})$  on its top left, and we also denote the most right of them with  $\star$ . Up to the  $(\tilde{n} - 1, \tilde{n})$ , we can show there is at least one nonzero beam splitter on the top left of the previous considered nonzero beam splitters, and we note with  $\star$  the most right of them, meaning all the other beam splitters on its right and before the have zero angles 0. We denote  $\circ$  (resp.  $\bullet$ ) an arbitrary (resp. arbitrary but nonzero) beam splitter angle. With the property of Definition 8, if there is a nonzero angle  $\star$  (resp. zero angle 0), then we necessarily have nonzero (resp. zero) angles for all the beam splitters above (resp. under) in the right diagonal. The angles which are necessarily zero for the property 3 and 4 of Definition 12 are in red.

Therefore, a  $\tilde{n}\Delta_{\tilde{m}}$ -circuit is always of the following form:



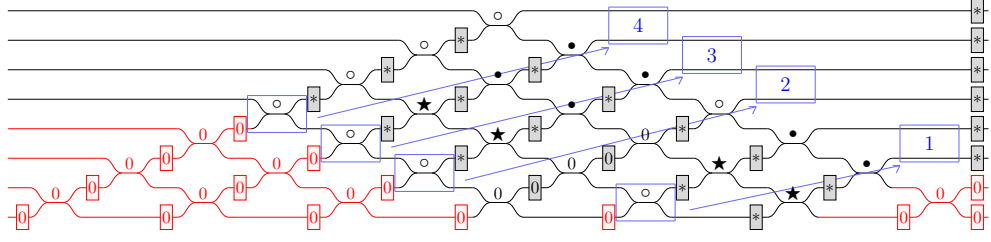
Now, we can prove the following lemma.

► **Lemma 53** ( $\tilde{n}\diamond_n$ -circuit extraction). *Any  $\tilde{n}\Delta_{\tilde{m}}$ -circuit can be rewritten to:*



where  $D : n \rightarrow n$  and  $D' : m \rightarrow m$  are two **LOPP**-circuits and  $\tilde{\diamond}$  is a  $\tilde{n}\diamond_{\tilde{m}}$ -circuit.

**Proof.** With the completeness of **LOPP**, we can change the shape of the circuit so the apex of the triangle is now at the bottom. More precisely, we can apply Equation (oE3) many times to move all the beam splitters under the diagonal of  $\star$  as follows:



We conclude by noticing we have indeed the nonzero beam splitters as expected. ◀

We can now prove Proposition 39. Let  $U = D \otimes id^{\otimes \tilde{n}}$ ,  $U' = D' \otimes id^{\otimes \tilde{m}}$  and  $I_k = id^{\otimes n - \tilde{m}}$ . We have:

$$\begin{aligned}
& \sum_{\mathbf{u}, \mathbf{v}} \omega_{\mathbf{u}, \mathbf{v}} \Omega^{\mathbf{u}, \mathbf{v}}(\tilde{\Delta}) = \sum_{\mathbf{u}, \mathbf{v}} \omega'_{\mathbf{u}, \mathbf{v}} \Omega^{\mathbf{u}, \mathbf{v}}(\tilde{\Delta}) \\
\Leftrightarrow & \sum_{\mathbf{u}, \mathbf{v}} \omega_{\mathbf{u}, \mathbf{v}} \Omega^{\mathbf{u}, \mathbf{v}}(U' \circ (I_k \otimes \tilde{\diamond}) \circ U) = \sum_{\mathbf{u}, \mathbf{v}} \omega'_{\mathbf{u}, \mathbf{v}} \Omega^{\mathbf{u}, \mathbf{v}}(U' \circ (I_k \otimes \tilde{\diamond}) \circ U) \\
\Leftrightarrow & \sum_{\mathbf{u}, \mathbf{v}} \omega_{\mathbf{u}, \mathbf{v}} \left( \llbracket D' \rrbracket_{pre} \Omega^{\mathbf{u}, \mathbf{v}}(I_k \otimes \tilde{\diamond}) \llbracket D \rrbracket_{pre} \right) = \sum_{\mathbf{u}, \mathbf{v}} \omega'_{\mathbf{u}, \mathbf{v}} \left( \llbracket D' \rrbracket_{pre} \Omega^{\mathbf{u}, \mathbf{v}}(I_k \otimes \tilde{\diamond}) \llbracket D \rrbracket_{pre} \right) \\
\Leftrightarrow & \llbracket D' \rrbracket_{pre} \left( \sum_{\mathbf{u}, \mathbf{v}} \omega_{\mathbf{u}, \mathbf{v}} \Omega^{\mathbf{u}, \mathbf{v}}(I_k \otimes \tilde{\diamond}) \right) \llbracket D \rrbracket_{pre} = \llbracket D' \rrbracket_{pre} \left( \sum_{\mathbf{u}, \mathbf{v}} \omega'_{\mathbf{u}, \mathbf{v}} \Omega^{\mathbf{u}, \mathbf{v}}(I_k \otimes \tilde{\diamond}) \right) \llbracket D \rrbracket_{pre} \\
\Leftrightarrow & \sum_{\mathbf{u}, \mathbf{v}} \omega_{\mathbf{u}, \mathbf{v}} \Omega^{\mathbf{u}, \mathbf{v}}(I_k \otimes \tilde{\diamond}) = \sum_{\mathbf{u}, \mathbf{v}} \omega'_{\mathbf{u}, \mathbf{v}} \Omega^{\mathbf{u}, \mathbf{v}}(I_k \otimes \tilde{\diamond}) \\
\Leftrightarrow & I_k \otimes \left( \sum_{\mathbf{u}, \mathbf{v}} \omega_{\mathbf{u}, \mathbf{v}} \Omega^{\mathbf{u}, \mathbf{v}}(\tilde{\diamond}) \right) = I_k \otimes \left( \sum_{\mathbf{u}, \mathbf{v}} \omega'_{\mathbf{u}, \mathbf{v}} \Omega^{\mathbf{u}, \mathbf{v}}(\tilde{\diamond}) \right) \\
\Leftrightarrow & \sum_{\mathbf{u}, \mathbf{v}} \omega_{\mathbf{u}, \mathbf{v}} \Omega^{\mathbf{u}, \mathbf{v}}(\tilde{\diamond}) = \sum_{\mathbf{u}, \mathbf{v}} \omega'_{\mathbf{u}, \mathbf{v}} \Omega^{\mathbf{u}, \mathbf{v}}(\tilde{\diamond})
\end{aligned}$$

## D.6 Example 41: the creation operator through a beam splitter

Similarly to Example 40 with the phase shifter, let  $D = \text{---} \begin{array}{c} \theta \\ \text{---} \end{array} \text{---}$  with  $\llbracket D \rrbracket_1 = \begin{pmatrix} c_\theta & is_\theta \\ is_\theta & c_\theta \end{pmatrix}$ .

Through  $\llbracket D \rrbracket$ , the creation operators have the following transformations:  $\hat{a}_1^\dagger \mapsto c_\theta \hat{a}_1^\dagger + is_\theta \hat{a}_2^\dagger$  and  $\hat{a}_2^\dagger \mapsto is_\theta \hat{a}_1^\dagger + c_\theta \hat{a}_2^\dagger$ . We can check it is sound with  $\llbracket \text{---} \begin{array}{c} \theta \\ \text{---} \end{array} \text{---} \rrbracket$  defined in Definition 23. ◀

Indeed, we have:

$$\begin{aligned}
& \left[ \left[ \begin{array}{c} \theta \\ \text{---} \end{array} \right] \right] |k_1, k_2\rangle \\
&= \left[ \left[ \begin{array}{c} \theta \\ \text{---} \end{array} \right] \right] \frac{(\hat{a}_1^\dagger)^{k_1} (\hat{a}_2^\dagger)^{k_2}}{\sqrt{k_1! k_2!}} |0, 0\rangle \\
&= \frac{1}{\sqrt{k_1! k_2!}} (c_\theta \hat{a}_1^\dagger + i s_\theta \hat{a}_2^\dagger)^{k_1} (i s_\theta \hat{a}_1^\dagger + c_\theta \hat{a}_2^\dagger)^{k_2} \left[ \left[ \begin{array}{c} \theta \\ \text{---} \end{array} \right] \right] |0, 0\rangle \\
&= \frac{1}{\sqrt{k_1! k_2!}} (c_\theta \hat{a}_1^\dagger + i s_\theta \hat{a}_2^\dagger)^{k_1} (i s_\theta \hat{a}_1^\dagger + c_\theta \hat{a}_2^\dagger)^{k_2} |0, 0\rangle \\
&= \frac{1}{\sqrt{k_1! k_2!}} \left( \sum_{p=0}^{k_1} \binom{k_1}{p} (c_\theta \hat{a}_1^\dagger)^p (i s_\theta \hat{a}_2^\dagger)^{k_1-p} \right) \left( \sum_{q=0}^{k_2} \binom{k_2}{q} (i s_\theta \hat{a}_1^\dagger)^q (c_\theta \hat{a}_2^\dagger)^{k_2-q} \right) |0, 0\rangle \\
&= \frac{1}{\sqrt{k_1! k_2!}} \left( \sum_{\ell_1=0}^{k_1+k_2} \sum_{\substack{p+q=\ell_1 \\ \delta=p-q}} \binom{k_1}{p} \binom{k_2}{q} c_\theta^{k_2+\delta} (i s_\theta)^{k_1-\delta} (\hat{a}_1^\dagger)^{\ell_1} (\hat{a}_2^\dagger)^{k_1+k_2-\ell_1} \right) |0, 0\rangle \\
&= \sum_{\ell_1+\ell_2=k_1+k_2} \sqrt{\frac{\ell_1! \ell_2!}{k_1! k_2!}} \sum_{\substack{p+q=\ell_1 \\ \delta=p-q}} \binom{k_1}{p} \binom{k_2}{q} c_\theta^{k_2+\delta} (i s_\theta)^{k_1-\delta} |\ell_1, \ell_2\rangle
\end{aligned}$$

## D.7 Proof of Lemma 43

We want to illustrate that  $\mathbf{s} \preceq \mathbf{t}$  in the  $\Delta$ -decomposition of  $\Omega^{u,v}(\tilde{\diamond})$ . Let us consider the following example with  $n = 2$  and  $\tilde{n} = 3$ :

$$\begin{aligned}
\Omega^{u,v}(\tilde{\diamond}) &= \left[ \left[ \begin{array}{c} \text{---} \\ \text{---} \\ \text{---} \\ \text{---} \end{array} \right] \right]_{pre} \\
&= \sum_{\mathbf{s}, \mathbf{t}} \delta_{\mathbf{s}, \mathbf{t}} (\hat{a}_1^\dagger)^{s_1} (\hat{a}_2^\dagger)^{s_2} (\hat{a}_3^\dagger)^{s_3} \left[ \left[ \begin{array}{c} \text{---} \\ \text{---} \\ \text{---} \\ \text{---} \end{array} \right] \right]_{pre} \\
&= \sum_{\mathbf{s}, \mathbf{t}} \delta_{\mathbf{s}, \mathbf{t}} \Delta^{\mathbf{s}, \mathbf{t}}(\tilde{\diamond})
\end{aligned}$$

At first, we have  $\left[ \left[ \tilde{\diamond} \right] \right]_{pre} (\hat{a}_3^\dagger)^{u_1} (\hat{a}_4^\dagger)^{u_2} (\hat{a}_5^\dagger)^{u_3}$ . The only path for the photons to be in the first output wire is by the third input wire. Therefore, we necessarily have  $s_1 \leq u_1$ . If all the photons went into the first output wire, ie.  $s_1 = u_1$ , then necessarily we have  $s_2 \leq u_2$ , as the only paths that could add photons to the second output are the third and fourth input modes. Similarly, if  $s_2 = u_2$  then  $s_3 \leq u_3$ . Therefore, we have  $\mathbf{s} \preceq \mathbf{u}$ .