

# Stochastic expansion for the pricing of Asian options\*

Fabien Le Floc'h<sup>†</sup>

**Abstract.** We present closed analytical approximations for the pricing of Asian options with discrete averaging under the Black-Scholes model with time-dependent parameters. The formulae are obtained by using a stochastic Taylor expansion around a log-normal proxy model and are found to be highly accurate in practice.

**Key words.** Stochastic expansion, Asian option, Black-Scholes, Arithmetic averaging

**1. Introduction.** The buyer of an arithmetic Asian option of strike  $K$  and maturity  $T$  on an underlying  $S$  with observation dates  $(t_i)_{i=1,\dots,n}$  with  $t_n = T$ , receives at maturity  $\max(\sum_{i=1}^n w_i S(t_i) - K)$  for a call and  $\max(K - \sum_{i=1}^n w_i S(t_i))$  for a put. The weights  $w_i$  are often taken to be equal and summing to one. This kind of options is particularly popular among commodity traders, but is also traded regularly in the foreign exchange and in the equity derivatives spaces.

There is no exact closed analytic formula for the pricing of arithmetic Asian options and the pricing those has been widely studied. In the context of the Black-Scholes model, early valuation techniques were based on approximating the arithmetic mean by a geometric mean [10], or on moment matching against a lognormal distribution as in Levy [8]. Later, Curran [3] introduced a much more accurate pricing based on geometric conditioning which has been more recently further improved, by exploring better integration cutoffs and conditioning variables [4]. Ju proposed a third-order correction for the Levy moment matching in [6], while Zhou [12] looked at matching four moments with the log extended skew normal distribution. Beyond the Black-Scholes model, Zhang and Oosterlee propose an efficient method based on the Fourier cosine series for affine models with a known characteristic function in [11].

Here, we consider a Black-Scholes setting with time-dependent parameters, and propose a stochastic expansion using the geometric average as a proxy, following the ideas of Etoré and Gobet, who applied their expansion to price vanilla options with discrete dividends under the piecewise-lognormal model in [5], with further refinements in [7]. We start by deriving the first, second and third-order expansions and then evaluate their accuracy on a sample of previously published cases. This allows for a comparison with other accurate approximations.

## 2. Expansion.

**2.1. The proxy.** An early technique, first explored by Vorst [10] to estimate the price of Asian options with arithmetic averaging is to approximate it by the geometric average option equivalent, because the geometric average of geometric Brownian motions is another geometric Brownian motion and can thus be priced with the usual Black-Scholes formula.

Let  $F(0, t)$  be the forward price from valuation time to the date  $t$ . In the Black-Scholes

---

\*Date: February 26, 2024.

<sup>†</sup>fabien@2ipi.com

model with time-dependent parameters we have

$$F(0, t) = S(0)e^{\int_0^t r(s) - q(s) ds},$$

with  $r, q$  being the instantaneous interest rate and dividend yield and  $S(t)$  the underlying asset spot at time  $t$ . Under the risk-neutral measure  $\mathbb{Q}$ , the forward price follows

$$dF(t, T) = F(t, T)\sigma(t) dW(t),$$

where  $W$  is a  $\mathbb{Q}$ -Brownian motion. The payoff at maturity of the arithmetic Asian option reads

$$\begin{aligned} V(T) &= \left[ \eta \left( \sum_{i=1}^n w_i S(t_i) - K \right) \right]^+ \\ &= \left( \sum_{i=1}^n w_i F(0, t_i) \right) \left[ \eta \left( \sum_{i=1}^n a_i S^\star(t_i) - K^\star \right) \right]^+ = A \left[ \eta \left( \sum_{i=1}^n a_i S^\star(t_i) - K^\star \right) \right]^+ \end{aligned}$$

with  $\eta = \pm 1$  for a call (respectively a put) option and

$$\begin{aligned} a_i &= \frac{w_i}{A(T)}, \quad A = \sum_{i=1}^n w_i F(0, t_i), \quad K^\star = \frac{K}{A}, \\ S^\star(t) &= \frac{S(t)}{F(0, t)} = e^{-\frac{1}{2} \int_0^t \sigma^2(s) ds + \int_0^t \sigma(s) dW(s)}. \end{aligned}$$

We approximate the arithmetic average by the geometric average leading to

$$(2.1) \quad V(0) \approx B(0, T) A \mathbb{E} \left[ \left( \eta \left( \prod_{i=1}^n S^\star(t_i)^{a_i} - K^\star \right) \right)^+ \right]$$

Let

$$G(T) = \prod_{i=1}^n S^\star(t_i)^{a_i} = e^{\sum_{i=1}^n -\frac{1}{2} a_i \int_0^{t_i} \sigma^2(s) ds + \sum_{i=1}^n a_i \int_0^{t_i} \sigma(s) dW(s)}$$

We have

$$(2.2) \quad m(T) = \mathbb{E} [\ln G(T)] = -\frac{1}{2} \sum_{i=1}^n a_i \int_0^T \sigma^2(s) 1_{s \leq t_i} ds,$$

$$(2.3) \quad \nu^2(T) = \text{Var} [\ln G(T)] = \sum_{i=1}^n \sum_{j=1}^n a_i a_j \int_0^T \sigma^2(s) 1_{s \leq t_i} 1_{s \leq t_j} ds.$$

Vorst [10] proposes<sup>1</sup> to adjust the strike price of the geometric average option such that the expectation of the term inside the max function is preserved and use  $\tilde{K}^\star = K^\star - (1 - \mathbb{E}[G(T)])$  instead of  $K^\star$ . A different way to preserve the expectation consists in adjusting the spot side instead of the strike side:

$$(2.4) \quad V(0) \approx B(0, T) A \mathbb{E} \left[ \left( \eta \left( \alpha \prod_{i=1}^n S^\star(t_i)^{a_i} - K^\star \right) \right)^+ \right]$$

with  $\alpha = \frac{1}{\mathbb{E}[G(T)]}$  and  $B(0, T)$  is the discount factor to the payment date. The latter is found to be more accurate in Castellacci and Siclari [2], Borovykh [1]. We will adopt a similar nomenclature as [2] and name the geometric average with the Vorst strike adjustment "Vorst geometric", and the geometric average with spot correction "Vorst lognormal". Using Equations 2.2 and 2.3, we obtain the following formula for the Vorst lognormal approximation:

$$(2.5) \quad V(0) \approx A \cdot \text{Black}(1, K^\star, \nu^2, T)$$

where  $\text{Black}(F, K, v, T)$  denotes the Black-76 formula applied to the forward  $F$ , strike  $K$  and total variance  $v$  to maturity  $T$ . We have

$$(2.6) \quad \text{Black}(F, K, v, T) = \eta B(0, T) [F \Phi(\eta d_1) - K \Phi(\eta d_2)]$$

with  $d_1 = \frac{1}{\sqrt{v}} (\ln \frac{F}{K} + \frac{1}{2}v)$ ,  $d_2 = d_1 - \sqrt{v}$ .

We will adopt the Vorst lognormal formula as proxy for our stochastic Taylor expansion. The Vorst geometric formula leads to slightly more complicated equations. Interestingly, it results in exactly the same approximation for expansions of order 1 and above.

**2.2. First order expansion.** Let  $h(x) = \max(\eta x, 0)$ , we apply a Taylor expansion of order-1 on  $h$ :

$$(2.7) \quad \mathbb{E} \left[ B(0, T) h \left( \sum_{i=1}^n a_i S^\star(t_i) - K^\star \right) \right] = \mathbb{E} \left[ B(0, T) h \left( \alpha \prod_{i=1}^n S^\star(t_i)^{a_i} - K^\star \right) \right] \\ + \mathbb{E} \left[ B(0, T) \left( \sum_{i=1}^n a_i S^\star(t_i) - \alpha \prod_{i=1}^n S^\star(t_i)^{a_i} \right) h' \left( \alpha \prod_{i=1}^n S^\star(t_i)^{a_i} - K^\star \right) \right] \\ + \text{Error}_2(h)$$

where  $\text{Error}_2(h) \leq_c 2 (\| \sum_{i=1}^n a_i S^\star(t_i) - \alpha \prod_{i=1}^n S^\star(t_i)^{a_i} \|_3)^2$ . We may rewrite the second term using a derivative with regards to  $K^\star$ , and interchange derivation and expectation (see Etoré and Gobet [5]) to obtain

$$(2.8) \quad \mathbb{E} \left[ \left( \sum_{i=1}^n a_i S^\star(t_i) - \alpha \prod_{i=1}^n S^\star(t_i)^{a_i} \right) h' \left( \alpha \prod_{i=1}^n S^\star(t_i)^{a_i} - K^\star \right) \right] \\ = - \frac{\partial}{\partial K^\star} \mathbb{E} \left[ \left( \sum_{i=1}^n a_i S^\star(t_i) - \alpha \prod_{i=1}^n S^\star(t_i)^{a_i} \right) h \left( \alpha \prod_{i=1}^n S^\star(t_i)^{a_i} - K^\star \right) \right]$$

---

<sup>1</sup>The idea is sometimes credited to David Gentle, who used this adjustment in the context of basket options. The paper from Ton Vorst predates the publication of David Gentle and includes the strike adjustment.

Let  $G^\star = \alpha G$ , we have  $\mathbb{E}[G^\star(T)] = 1$  and  $G^\star$  may be thus expressed as

$$G^\star(T) = e^{-\frac{1}{2} \int_0^T \beta(s)^2 ds + \int_0^T \beta(s) dW_G(T)}$$

in probability, with  $W_G$  being a Brownian motion and  $\beta^2(s) = \frac{\partial \nu^2(s)}{\partial s}$ . We interpret  $\frac{G^\star(T)}{G^\star(0)}$  as a change of measure on  $\mathcal{F}_T$ . Under the new induced measure  $\mathbb{Q}^G$ ,  $\tilde{W}_G(T) = W_G(T) - \int_0^T \beta(s) ds$  is a Brownian motion. Then  $G^\star(T)$  under  $\mathbb{Q}^G$  has the same law as  $G^\star(T)e^{\nu^2(T)}$  under  $\mathbb{Q}$ . Thus,

$$(2.9) \quad \mathbb{E}[G^\star(T)h'(G^\star(T) - K^\star)] = -\frac{\partial}{\partial K^\star} \mathbb{E}^G \left[ h \left( \tilde{G}^\star(T)e^{\nu^2(T)} - K^\star \right) \right].$$

The right hand side corresponds to the derivative of a vanilla option price under the Black model with forward  $e^{\nu^2(T)}$ , strike  $K^\star$  and total variance  $\nu^2(T)$ .

In similar fashion we use a change of measure  $\frac{S^\star(t_i)}{S^\star(0)}$  and define

$$\tilde{W}^i(t) = W(t) - \int_0^t \sigma(s) 1_{s \leq t_i} ds$$

to obtain

$$(2.10) \quad \mathbb{E}[S^\star(t_i)h'(G^\star(T) - K^\star)] = -\frac{\partial}{\partial K^\star} \mathbb{E}^i \left[ h \left( \tilde{G}^\star(T)e^{\sum_{j=1}^n a_j \int_0^{t_j \wedge t_i} \sigma^2(s) ds} - K^\star \right) \right].$$

Using Equation 2.9 and Equation 2.10 in Equation 2.8 leads to our first order expansion

$$(2.11) \quad V_{\text{VLE-1}} = A \cdot \text{Black}(1, K^\star, \nu^2, T) + A \frac{\partial}{\partial K^\star} \text{Black}(e^{\nu^2}, K^\star, \nu^2, T) - A \sum_{i=1}^n a_i \frac{\partial}{\partial K^\star} \text{Black}\left(e^{\sum_{j=1}^n a_j \int_0^{t_j \wedge t_i} \sigma^2(s) ds}, K^\star, \nu^2, T\right).$$

The relevant derivatives of the Black-76 formula are given in Appendix A.

**2.3. Second order expansion.** The second-order Taylor expansion involves the additional term

$$\frac{1}{2} \frac{\partial}{\partial K^\star} \mathbb{E} \left[ \left( \sum_{i=1}^n a_i S^\star(t_i) - \alpha \prod_{i=1}^n S^\star(t_i)^{a_i} \right)^2 h \left( \alpha \prod_{i=1}^n S^\star(t_i)^{a_i} - K^\star \right) \right]$$

We decompose it into three terms. The first term involves only  $G^\star$ , we perform two successive changes of measure around  $\frac{G^\star(T)}{G^\star(0)}$  to obtain

$$\begin{aligned} \mathbb{E}[G^\star(T)^2 h(G^\star(T) - K)] &= \mathbb{E}^G \left[ \tilde{G}^\star e^{\nu^2(T)} h \left( \tilde{G}^\star e^{\nu^2(T)} - K^\star \right) \right] \\ &= e^{\nu^2(T)} \mathbb{E}^{G^2} \left[ h \left( \tilde{\tilde{G}}^\star e^{2\nu^2(T)} - K^\star \right) \right]. \end{aligned}$$

The second term involves the cross product  $S^\star(t_i)G^\star(T)$ . We perform two successive changes of measure around  $\frac{G^\star(T)}{G^\star(0)}$  and  $\frac{S^\star(t_i)}{S^\star(0)}$  to obtain

$$\begin{aligned} \mathbb{E}[S^\star(t_i)G^\star(T)h(G^\star(T) - K)] &= \\ \mathbb{E}^i \left[ \tilde{G}^\star e^{\sum_{j=1}^n a_j \int_0^{t_i \wedge t_j} \sigma^2(s) ds} h \left( \tilde{G}^\star e^{\sum_{j=1}^n a_j \int_0^{t_i \wedge t_j} \sigma^2(s) ds} - K^\star \right) \right] &= \\ e^{\sum_{j=1}^n a_j \int_0^{t_i \wedge t_j} \sigma^2(s) ds} \mathbb{E}^{i,G} \left[ h \left( \tilde{G}^\star e^{\nu^2(T) + \sum_{j=1}^n a_j \int_0^{t_i \wedge t_j} \sigma^2(s) ds} - K^\star \right) \right]. \end{aligned}$$

The third term involves  $S^\star(t_i)S^\star(t_j)$ . We perform two successive changes of measure around  $\frac{S^\star(t_i)}{S^\star(0)}$  and  $\frac{S^\star(t_j)}{S^\star(0)}$  to obtain

$$\begin{aligned} \mathbb{E}[S^\star(t_i)S^\star(t_j)h(G^\star(T) - K)] &= \mathbb{E}^i \left[ \tilde{S}^\star(t_j) e^{\int_0^{t_i \wedge t_j} \sigma^2(s) ds} h \left( \tilde{G}^\star e^{\sum_{l=1}^n a_l \int_0^{t_i \wedge t_l} \sigma^2(s) ds} - K^\star \right) \right] \\ &= e^{\int_0^{t_i \wedge t_j} \sigma^2(s) ds} \mathbb{E}^{i,j} \left[ h \left( \tilde{G}^\star e^{\sum_{l=1}^n a_l \left( \int_0^{t_i \wedge t_l} \sigma^2(s) ds + \int_0^{t_j \wedge t_l} \sigma^2(s) ds \right)} - K^\star \right) \right]. \end{aligned}$$

Our formula for the second order expansion thus reads

$$\begin{aligned} (2.12) \quad V_{\text{VLE-2}} &= A \cdot \text{Black}(1, K^\star, \nu^2, T) \\ &+ A \frac{\partial}{\partial K^\star} \text{Black}(e^{\nu^2}, K^\star, \nu^2, T) - A \sum_{i=1}^n a_i \frac{\partial}{\partial K^\star} \text{Black} \left( e^{\sum_{j=1}^n a_j \int_0^{t_j \wedge t_i} \sigma^2(s) ds}, K^\star, \nu^2, T \right) \\ &\quad + \frac{1}{2} A e^{\nu^2} \frac{\partial^2}{\partial K^{\star 2}} \text{Black}(e^{2\nu^2}, K^\star, \nu^2, T) \\ &\quad + \frac{1}{2} A \sum_{i=1}^n a_i e^{\sum_{j=1}^n a_j \int_0^{t_i \wedge t_j} \sigma^2(s) ds} \frac{\partial^2}{\partial K^{\star 2}} \text{Black} \left( e^{\nu^2 + \sum_{j=1}^n a_j \int_0^{t_i \wedge t_j} \sigma^2(s) ds}, K^\star, \nu^2, T \right) \\ &- A \sum_{i=1}^n \sum_{j=1}^n a_i a_j e^{\int_0^{t_i \wedge t_j} \sigma^2(s) ds} \frac{\partial^2}{\partial K^{\star 2}} \text{Black} \left( e^{\sum_{l=1}^n a_l \left( \int_0^{t_i \wedge t_l} \sigma^2(s) ds + \int_0^{t_j \wedge t_l} \sigma^2(s) ds \right)}, K^\star, \nu^2, T \right). \end{aligned}$$

**2.4. Third order expansion.** The third order expansion adds the term

$$-\frac{1}{6} \frac{\partial}{\partial K^\star} \mathbb{E} \left[ \left( \sum_{i=1}^n a_i S^\star(t_i) - \alpha \prod_{i=1}^n S^\star(t_i)^{a_i} \right)^3 h \left( \alpha \prod_{i=1}^n S^\star(t_i)^{a_i} - K^\star \right) \right]$$

In similar fashion as for the second order, we perform three consecutive changes of measure involving  $\frac{G^\star(0)}{G^\star(0)}$ ,  $\frac{S^\star(t_i)}{S^\star(0)}$ . This leads to our third order expansion. Our formula for the second order expansion thus reads

$$\begin{aligned}
(2.13) \quad V_{\text{VLE-3}} = & A \cdot \text{Black}(1, K^\star, \nu^2, T) \\
& + A \frac{\partial}{\partial K^\star} \text{Black}(e^{\nu^2}, K^\star, \nu^2, T) - A \sum_{i=1}^n a_i \frac{\partial}{\partial K^\star} \text{Black}(e^{v_i}, K^\star, \nu^2, T) \\
& + \frac{A}{2} e^{\nu^2} \frac{\partial^2}{\partial K^{\star 2}} \text{Black}(e^{2\nu^2}, K^\star, \nu^2, T) \\
& - A \sum_{i=1}^n a_i e^{v_i} \frac{\partial^2}{\partial K^{\star 2}} \text{Black}(e^{\nu^2+v_i}, K^\star, \nu^2, T) \\
& + \frac{A}{2} \sum_{i,j=1}^n a_i a_j e^{v_{i,j}} \frac{\partial^2}{\partial K^{\star 2}} \text{Black}(e^{v_i+v_j}, K^\star, \nu^2, T) \\
& + \frac{A}{6} e^{2\nu^2} \frac{\partial^3}{\partial K^{\star 3}} \text{Black}(e^{3\nu^2}, K^\star, \nu^2, T) \\
& - \frac{A}{2} \sum_{i=1}^n a_i e^{\nu^2+2v_i} \frac{\partial^3}{\partial K^{\star 3}} \text{Black}(e^{2\nu^2+v_i}, K^\star, \nu^2, T) \\
& + \frac{A}{2} \sum_{i,j=1}^n a_i a_j e^{v_i+v_j+\int_0^{t_i \wedge t_j} \sigma^2(s) ds} \frac{\partial^3}{\partial K^{\star 3}} \text{Black}(e^{\nu^2+v_i+v_j}, K^\star, \nu^2, T) \\
& - \frac{A}{6} \sum_{i,j,l=1}^n a_i a_j a_l e^{v_{i,l}+v_{j,l}+v_{i,j}} \frac{\partial^3}{\partial K^{\star 3}} \text{Black}(e^{v_i+v_j+v_l}, K^\star, \nu^2, T) .
\end{aligned}$$

with  $v_i = \sum_{l=1}^n a_l v_{i,l}$  and  $v_{i,l} = \int_0^{t_i \wedge t_l} \sigma^2(s) ds$ .

**2.5. Symmetries.** We may exploit the symmetries in the double and triple sums to reduce the number terms being summed and speed up the corresponding algorithm. In particular,

$$\begin{aligned}
\sum_{i,j=1}^n a_i a_j e^{v_{i,j}} \frac{\partial^2}{\partial K^{\star 2}} \text{Black}(e^{v_i+v_j}, K^\star, \nu^2, T) &= \sum_{i=1}^n a_i^2 e^{v_{i,i}} \frac{\partial^2}{\partial K^{\star 2}} \text{Black}(e^{2v_i}, K^\star, \nu^2, T) \\
&+ 2 \sum_{i=1}^n \sum_{j=1}^{i-1} a_i a_j e^{v_{i,j}} \frac{\partial^2}{\partial K^{\star 2}} \text{Black}(e^{v_i+v_j}, K^\star, \nu^2, T) .
\end{aligned}$$

and

$$\begin{aligned}
& \sum_{i,j,l=1}^n a_i a_j a_l e^{v_{i,l}+v_{j,l}+v_{i,j}} \frac{\partial^3}{\partial K^{\star 3}} \text{Black}(e^{v_i+v_j+v_l}, K^{\star}, \nu^2, T) = \\
& 6 \sum_{i=1}^n \sum_{j=1}^{i-1} \sum_{l=1}^{j-1} a_i a_j a_l e^{v_{i,l}+v_{j,l}+v_{i,j}} \frac{\partial^3}{\partial K^{\star 3}} \text{Black}(e^{v_i+v_j+v_l}, K^{\star}, \nu^2, T) \\
& + 3 \sum_{i=1}^n \sum_{j=1}^{i-1} a_i a_j^2 e^{2v_{i,j}+v_{j,j}} \frac{\partial^3}{\partial K^{\star 3}} \text{Black}(e^{v_i+2v_j}, K^{\star}, \nu^2, T) \\
& + 3 \sum_{i=1}^n \sum_{l=1}^{i-1} a_i^2 a_l e^{2v_{i,l}+v_{i,i}} \frac{\partial^3}{\partial K^{\star 3}} \text{Black}(e^{2v_i+v_l}, K^{\star}, \nu^2, T) \\
& + \sum_{i=1}^n a_i^3 e^{3v_{i,i}} \frac{\partial^3}{\partial K^{\star 3}} \text{Black}(e^{3v_i}, K^{\star}, \nu^2, T) .
\end{aligned}$$

### 3. Numerical examples.

**3.1. Weekly.** We start by reproducing the example of Ju [6, Table 4] of a weekly averaging call option of maturity 3 years with different strikes and volatilities in Table 1. It consists in 157 averaging dates, starting at the valuation date  $t = 0$  and ending at the maturity date  $t = T = 3$  years. We add the prices for the lower bound and refined conditioned moment matching lognormal approximation of [4] (respectively named "LB" and "Deelstra") as well as the first, second and third order stochastic expansions named "VLE-1", "VLE-2", "VLE-3". The reference prices are obtained by a quasi Monte-Carlo simulation with Brownian-bridge variance reduction on 32 million paths. The Deelstra lower bound is found to be more accurate than the Curran geometric conditioning in [6]. We also report slightly lower errors for the Ju approximation than what is presented in [6], because the reference prices used in [6] are less precise than ours. The Ju approximation is slightly more accurate than the Deelstra lower bound. The second order stochastic expansion is significantly more accurate, and the third order expansion is of similar accuracy as the more refined Deelstra approximation.

**3.2. Monthly.** We then consider the example of an Asian option of maturity 1 year with monthly averaging, on the HAL stock ticker, presented in [12]. The interest rate is chosen to be  $r = 6\%$ , the dividend yield  $q = 0.97\%$ , the volatility is  $\sigma = 41.33\%$  and the spot price is  $S = 30.78$ . The 12 averaging dates are evenly<sup>2</sup> spread out. Figure 1 shows the error in price expressed in b.p. of the underlying spot. The reference prices are obtained with a quasi Monte-Carlo simulation on 128 million paths.

The first order expansion is of similar accuracy as the Deelstra lower bound approximation. The second order expansion is already very accurate, with maximum error well below 0.1 b.p., much lower than the error of the Deelstra lower bound approximation. In Zhou [12], their four moments matching is found to be comparable but slightly less accurate than the Deelstra

---

<sup>2</sup>We reproduce here the example of Zhou as is. It is a manufactured example albeit on realistic market data, as, in practice, the averaging dates are typically not exactly evenly spread out due to holidays and week-ends.

Table 1: Prices of weekly averaging call options of maturity 3 years with different strikes  $K$  and volatilities  $\sigma$ , with a constant interest rate  $r = 9\%$ .

$(\sigma, K)$	MC	Ju	LB	Deelstra	VLE-1	VLE-2	VLE-3
(0.05, 95)	15.1197	15.1197	15.1197	15.1197	15.1197	15.1197	15.1197
(0.05, 100)	11.3069	11.3069	11.3069	11.3069	11.3069	11.3070	11.3069
(0.05, 105)	7.5561	7.5562	7.5561	7.5561	7.5561	7.5561	7.5561
(0.10, 95)	15.2163	15.2165	15.2161	15.2163	15.2159	15.2163	15.2163
(0.10, 100)	11.6390	11.6394	11.6388	11.6390	11.6387	11.6390	11.6390
(0.10, 105)	8.3911	8.3913	8.3909	8.3911	8.3908	8.3911	8.3911
(0.20, 95)	16.6342	16.6365	16.6322	16.6342	16.6317	16.6341	16.6342
(0.20, 100)	13.7626	13.7634	13.7607	13.7626	13.7600	13.7625	13.7626
(0.20, 105)	11.2146	11.2134	11.2128	11.2146	11.2118	11.2145	11.2146
(0.30, 95)	19.0145	19.0179	19.0089	19.0145	19.0058	19.0140	19.0144
(0.30, 100)	16.5766	16.5755	16.5712	16.5766	16.5675	16.5762	16.5766
(0.30, 105)	14.3830	14.3774	14.3775	14.3830	14.3733	14.3827	14.3830
(0.40, 95)	21.7269	21.7307	21.7148	21.7269	21.7056	21.7256	21.7268
(0.40, 100)	19.5738	19.5690	19.5614	19.5738	19.5516	19.5727	19.5737
(0.40, 105)	17.6110	17.5978	17.5979	17.6109	17.5878	17.6100	17.6109
(0.50, 95)	24.5527	24.5583	24.5296	24.5527	24.5106	24.5498	24.5524
(0.50, 100)	22.6115	22.6032	22.5871	22.6116	22.5679	22.6090	22.6113
(0.50, 105)	20.8241	20.8023	20.7980	20.8242	20.7791	20.8219	20.8239
RMSE		0.0068	0.0115	0.0000	0.0204	0.0011	0.0001
MAE		0.0218	0.0262	0.0001	0.0450	0.0029	0.0002

lower bound. The third order and the Deelstra approximations are extremely accurate, below the Monte-Carlo sampling error, as evidenced by the wiggles in the error profile, with however a slightly larger error for the Deelstra approximation. Asian options with weekly averaging lead to similar observations.

**3.3. Yearly.** Finally, we study the more extreme examples of Lord [9]: yearly averaging call options of maturity 5 and 30 years. The 5 year options are on an asset of spot price  $S = 100$ , with interest rate  $r = 5\%$ , no dividend and a somewhat large volatility  $\sigma = 50\%$  while the 30 year option use a volatility  $\sigma = 25\%$ . They respectively consist in 5 and 30 averaging dates. Tables 2 and 3 reproduce [9, Tables 7 and 9] and reports the error in basis points of the underlying spot for three strikes  $K$  of Asian moneyness

$$M = \frac{K}{\sum w_i F(0, t_i)} - 1.$$

We name LB(2,3) and Deelstra(2,3) the lower bound and conditioned lognormal moment matching approximations in Deelstra et al. [4] using  $\delta_2$  and  $f_3$  as defined in their paper. We also test the Deelstra(3,3) variant with  $\delta_3$  and  $f_3$ . For the (2,3) variant, the errors for LB



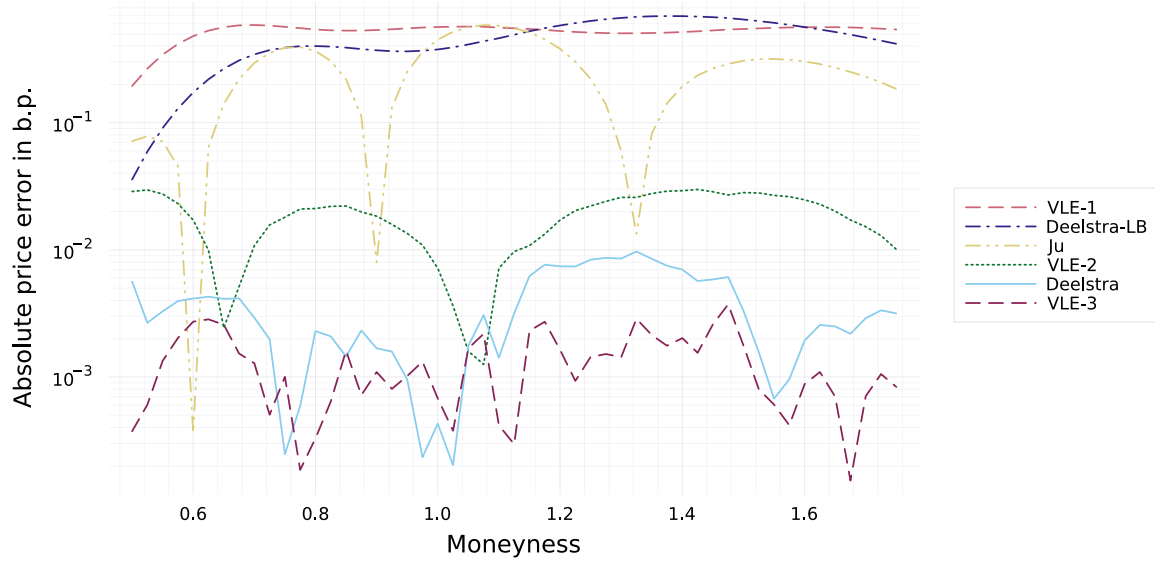


Figure 1: Error in the price of Asian options of maturity 1 year on HAL with monthly averaging, for a range of spot moneyness.

Table 2: Error in b.p. in the prices of yearly averaging call options of maturity 5 years with different strikes.  $D(i,j)$  corresponds to the Deelstra( $i,j$ ) approximation with  $\delta_i$  and  $f_j$  [4].

Strike	$M$	Ju	LB(2,3)	$D(2,3)$	$D(3,3)$	VLE-1	VLE-2	VLE-3
58.2370	-0.5	5.99	-7.93	-0.24	0.43	-10.96	-0.20	0.19
116.4741	0.0	-2.62	-8.19	-0.03	0.06	-10.67	-0.37	-0.11
174.7111	0.5	-9.27	-10.41	-0.21	-0.04	-10.27	0.45	-0.29

and Deelstra match respectively what is reported in [9] as "LB-GA" and "Curran2M+". The maximum error of the (3,3) variant is slightly larger. The second and third order expansions are found to be nearly as accurate as the Deelstra conditioned lognormal moment matching approximation. The third order here does not appear to improve significantly over the second order. Figure 2 shows that the third-order is markedly more accurate if we widen the moneyness range. Again, the first order expansion exhibits a similar error as the Deelstra lower bound approximation.

For yearly options of maturity 30 years, Table 3 shows the first order expansion to be more accurate than the Ju and the LB(2,3) lower bound approximations. The Deelstra(3,3) performs slightly better than the Deelstra(2,3) on this example. The second-order expansion is as accurate as the Deelstra(2,3) approximation within the range of Asian moneyness  $[-0.5, 0.5]$  and becomes slightly less accurate for larger Asian moneyness (Figure 3). The third order expansion allows to further reduce the error, but it is still in general less accurate than the

Table 3: Error in b.p. in the prices of yearly averaging call options of maturity 30 years with different strikes.  $D(i,j)$  corresponds to the Deelstra( $i,j$ ) approximation with  $\delta_i$  and  $f_j$  [4].

Strike	$M$	Ju	LB(2,3)	D(2,3)	D(3,3)	VLE-1	VLE-2	VLE-3
118.9819	-0.5	10.30	-3.62	0.05	-0.10	-7.59	-0.51	0.06
237.9638	0.0	-2.43	-14.04	-0.29	0.05	-7.95	-0.43	-0.04
356.9457	0.5	-12.39	-22.87	-0.48	0.03	-7.84	0.02	-0.10

Deelstra(3,3) approximation.

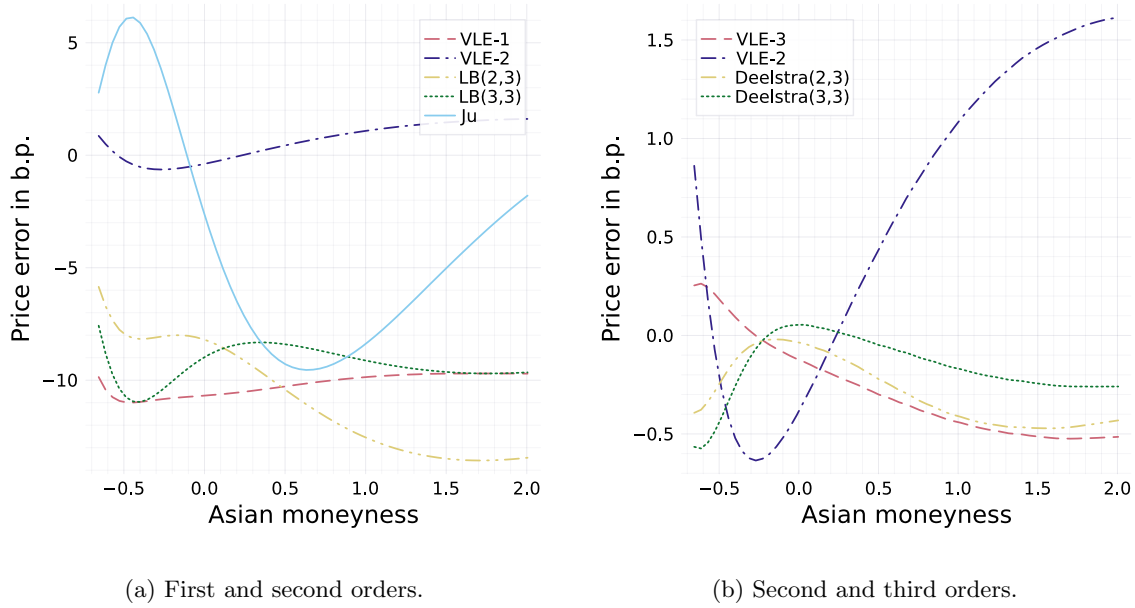
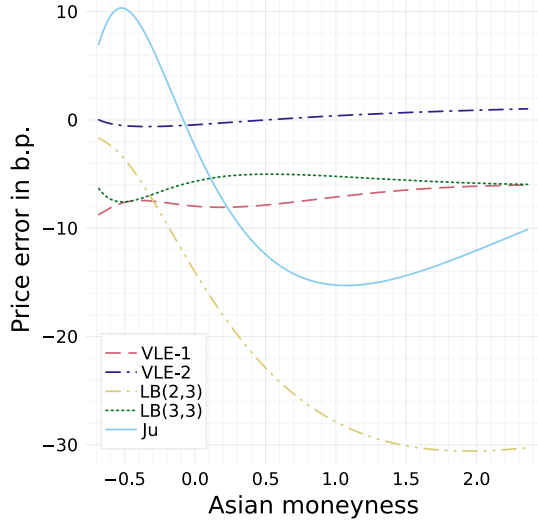


Figure 2: Error in the price of Asian options of maturity 5 years with yearly averaging.

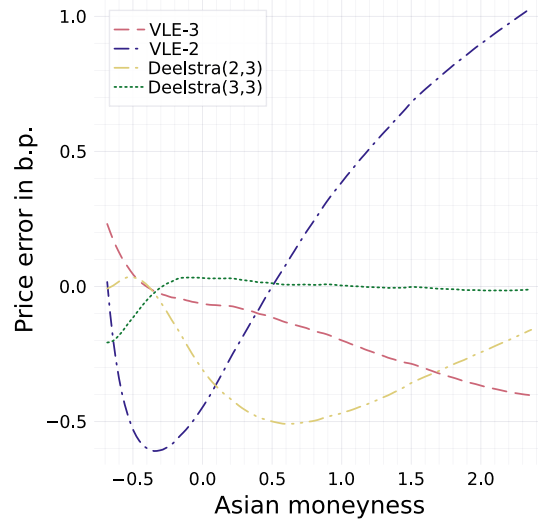
**3.4. Two remaining observations.** We keep the same setting as the maturity 5 years in [9] but change the maturity to 1.1 year such that only two observations remain at  $t = 0.1$  and  $t = T = 1.1$ . Figure 4 plots the error for a wide range of strikes.

The Ju approximation leads to a maximum error of 10 b.p., twice as large as the Deelstra lower bound approximations. The first order expansion is slightly less accurate than the Deelstra lower bound and the second order expansion is significantly more accurate (with an maximum error of around 1 b.p.). The third order expansion is slightly more accurate than the Deelstra conditioned moment matching approximations.

It is also interesting to consider the same options but with a floating strike instead of a fixed strike...

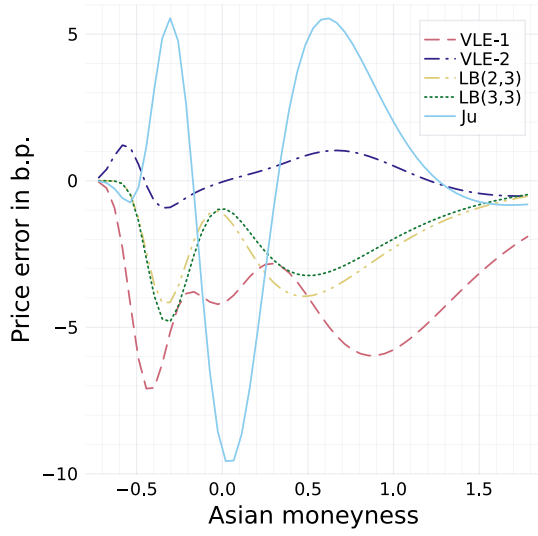


(a) First and second orders.

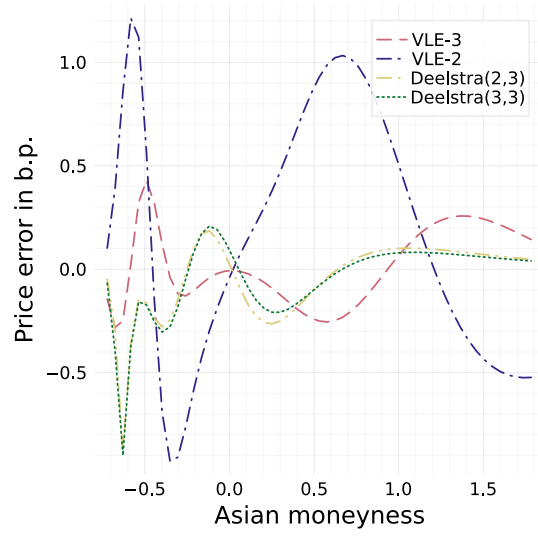


(b) Second and third orders.

Figure 3: Error in the price of Asian options of maturity 30 years with yearly averaging.



(a) First and second orders.



(b) Second and third orders.

Figure 4: Error in the price of Asian options with observations at  $t = 0.1$  and  $t = 1.1$  year.

**4. Conclusion.** The second order expansion is already very accurate, better than the third order formula of Ju or the Deelstra lower bound approximations. The third order expansion is comparable in accuracy to the more sophisticated Deelstra conditioning with moment matching. The stochastic expansions have the advantage of requiring no numerical solver and no numerical integration; they thus allow for a straightforward stable calculation of the greeks, and facilitate a robust implementation.

Further research may apply similar expansions to Asian spread options, using a double geometric approximation as proxy (see also [2]). Other possible extensions would be for Asian options under discrete dividends assumptions, Asian options under stochastic volatility models with a reasonably fast pricing of European options such as Heston, as well as Basket options under the Black-Scholes model with time-dependent parameters.

**Appendix A. Derivatives of the Black-76 formula towards the strike.** The following formulae are used to compute the expansions in practice:

$$(A.1) \quad \frac{\partial}{\partial K} \text{Black}(F, K, v, T) = -\eta B(0, T) \Phi(\eta d_2),$$

$$(A.2) \quad \frac{\partial^2}{\partial K^2} \text{Black}(F, K, v, T) = \frac{B(0, T)}{K \sqrt{v}} \phi(d_2),$$

$$(A.3) \quad \frac{\partial^3}{\partial K^3} \text{Black}(F, K, v, T) = \frac{B(0, T)}{K^2 \sqrt{v}} \left( \frac{\phi(d_2)}{\sqrt{v}} - 1 \right),$$

where  $\Phi, \phi$  are the cumulative normal distribution function and the normal probability density function.

## REFERENCES

- [1] A. BOROVYKH, *The pricing of an Asian option on a basket of futures (nederlandse titel: "het prijzen van aziatische opties op baskets van futures")*, Bachelor Thesis, (2013).
- [2] G. CASTELLACCI AND M. SICLARI, *Asian basket spreads and other exotic averaging options*, Energy Power Risk Management, (2003).
- [3] M. CURRAN, *Valuing Asian and portfolio options by conditioning on the geometric mean price*, Management science, 40 (1994), pp. 1705–1711.
- [4] G. DEELSTRA, I. DIALLO, AND M. VANMAELE, *Moment matching approximation of Asian basket option prices*, Journal of computational and applied mathematics, 234 (2010), pp. 1006–1016.
- [5] P. ETORÉ AND E. GOBET, *Stochastic expansion for the pricing of call options with discrete dividends*, Applied Mathematical Finance, 19 (2012), pp. 233–264.
- [6] N. JU, *Pricing Asian and basket options via Taylor expansion*, Journal of Computational Finance, 5 (2002), pp. 79–103.
- [7] F. LE FLOC'H, *More stochastic expansions for the pricing of vanilla options with cash dividends*, Available at SSRN 2698283, (2015).
- [8] E. LEVY, *Pricing European average rate currency options*, Journal of International Money and Finance, 11 (1992), pp. 474–491.
- [9] R. LORD, *Partially exact and bounded approximations for arithmetic Asian options*, Available at SSRN 678041, (2005).
- [10] T. VORST, *Prices and hedge ratios of average exchange rate options*, International Review of Financial Analysis, 1 (1992), pp. 179–193.
- [11] B. ZHANG AND C. W. OOSTERLEE, *Efficient pricing of European-style Asian options under exponential lévy processes based on fourier cosine expansions*, SIAM Journal on Financial Mathematics, 4 (2013), pp. 399–426.

- [12] J. ZHOU AND X. WANG, *Accurate closed-form approximation for pricing Asian and basket options*, Applied stochastic models in business and industry, 24 (2008), pp. 343–358.