

Unleashing the Potential of Large Language Models as Prompt Optimizers: Analogical Analysis with Gradient-based Model Optimizers

Xinyu Tang^{1*}, Xiaolei Wang^{1*}, Wayne Xin Zhao^{1†}, Siyuan Lu², Yaliang Li³, Ji-Rong Wen¹

¹Gaoling School of Artificial Intelligence, Renmin University of China

²International School, Beijing University of Posts and Telecommunications

³Alibaba Group

txy20010310@163.com, wxl1999@foxmail.com, batmanfly@gmail.com

Abstract

Automatic prompt optimization is an important approach to improving the performance of large language models (LLMs). Recent research demonstrates the potential of using LLMs as prompt optimizers, which can generate improved task prompts via iterative refinement. In this paper, we propose a novel perspective to investigate the design of LLM-based prompt optimizers, by drawing an analogy with gradient-based model optimizers. To connect these two approaches, we identify two pivotal factors in model parameter learning: *update direction* and *update method*. By systematically analyzing a rich set of improvement strategies on the two aspects, we further develop a capable Gradient-inspired LLM-based Prompt Optimizer called **GPO**. At each step, it first retrieves relevant prompts from the optimization trajectory as the update direction. Then, it utilizes the generation-based refinement strategy to perform the update, while controlling the edit distance through a cosine-based decay strategy. Extensive experiments demonstrate the effectiveness and efficiency of GPO. In particular, GPO brings an additional improvement of up to 56.8% on Big-Bench Hard and 62.6% on MMLU compared to baseline methods. The code is available at <https://github.com/RUCAIBox/GPO>.

Introduction

Nowadays, prompting has become the pivotal approach to unleashing the power of large language models (LLMs) (Zhao et al. 2023). However, prompt engineering is not easy and requires extensive trial-and-error efforts since LLMs are sensitive to prompts (Lu et al. 2022; Wang et al. 2024; Tang et al. 2024). Although general guidelines for high-quality prompts exist (Kojima et al. 2022; Amatriain 2024), they cannot always lead to optimal task performance.

To improve the task performance of LLMs, *automatic prompt optimization* has been proposed (Zhou et al. 2023). Early work either performs discrete optimization through methods like reinforcement learning (Zhang et al. 2023) or performs continuous optimization in the embedding space (Chen et al. 2023; Wang et al. 2022a, 2023). However, they often require access to the logits or internal states of LLMs, which is infeasible for those only accessible through

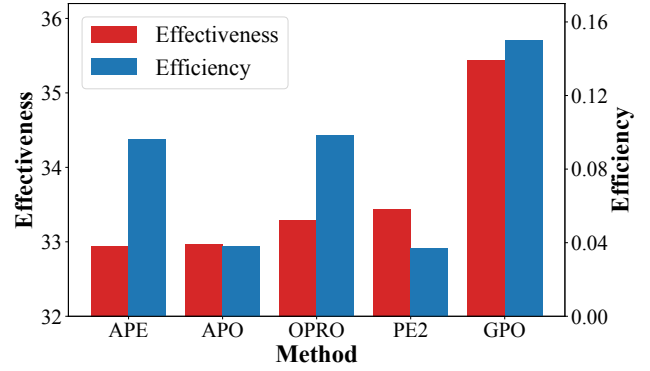


Figure 1: Comparisons of GPO to existing LLM-based prompt optimizers in terms of effectiveness (Accuracy) and efficiency (improvement per dollar spent on API) on BBH.

APIs. In addition, they need to be specially trained for each task. Considering these issues, recent work proposes to model the optimization problem in natural language and using LLMs as *prompt optimizers* due to their strong understanding (Zhan et al. 2024) and generation capabilities (Schnabel and Neville 2024). In this approach, LLMs perform optimization with only outputs from the task model and quickly adapt to various tasks without training. However, such a method raises a new challenge for the design of *meta-prompt*, which is the prompt for LLMs to perform prompt optimization.

To tackle this issue, we aim to investigate the design of meta-prompts. Existing methods for creating meta-prompts typically involve either manual human effort (Yang et al. 2023) or heuristic algorithms (Fernando et al. 2023). Despite the flexibility, these studies still lack principled guidelines about their designs. Our work is inspired by the great success of gradient-based optimizers in model optimization, which have been systemically studied in both theory and practice (Sun et al. 2020). Since both optimizers aim at enhancing model performance through iterative optimization, it is feasible to connect the two different approaches via analogical analysis. In this way, we can borrow the theoretical framework and extensive research of gradient-based model optimizers to enhance LLM-based prompt optimizers.

Therefore, in this paper, we propose a comprehensive anal-

* Equal contribution.

† Corresponding author.

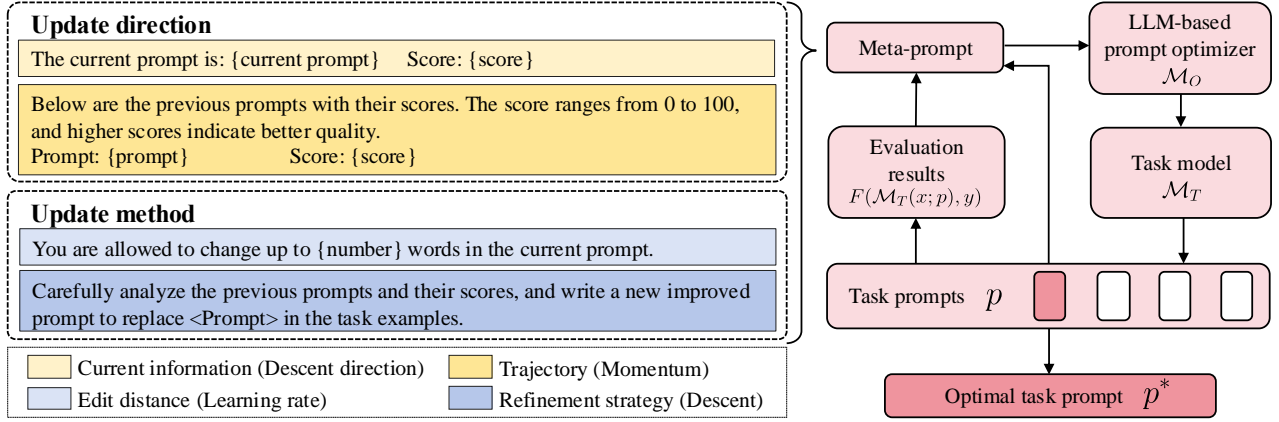


Figure 2: The overview of the GPO framework. “Current information”, “Trajectory”, “Edit distance”, and “Refinement strategy” are concepts of LLM-based prompt optimizers, which can correspond to “Descent direction”, “Momentum”, “Learning rate”, and “Descent” in gradient-based model optimizers.

ogy framework for the two key factors (*i.e.*, *update direction* and *update method*) in LLM-based optimizers. As illustrated in Table 1, for update direction, we analogize descent direction to the information of the current prompt and momentum to the information of the historical prompt, while for the update method, we analogize the learning rate to edit distance and gradient descent to the refinement strategy. Based on such a framework, we conduct systematic empirical studies on various implementations for each component and report their experimental results with detailed analysis.

Based on the findings from our systematic analysis, we further develop a capable Gradient-inspired LLM-based Prompt Optimizer called **GPO**, with the best implementation for each component. Figure 2 illustrates the overall framework of GPO. We evaluate its effectiveness across various LLMs, tasks, and evaluation settings. When using Llama-2-7b-chat as the task model, the prompts produced by GPO surpass the instruction “Let’s think step by step” by 18.5% on Big-Bench Hard (BBH) and 7.6% on MMLU. Furthermore, GPO produces an additional improvement of up to 56.8% on BBH and 62.6% on MMLU compared with baseline methods while using fewer tokens.

Our contributions can be summarized as follows:

- To the best of our knowledge, this is the first time that a systematic analogy has been conducted for LLM-based prompt optimizers with gradient-based model optimizers.
- We conduct a comprehensive experimental analysis on the two key factors (*i.e.*, update direction and update method) and report several key findings.
- Based on the findings of the systematic analysis, we develop a more effective and efficient LLM-based prompt optimizer, GPO, which surpasses competitive baseline methods across various LLMs, tasks, and evaluation settings while incurring lower costs.

Related Work

Prompt Engineering and Optimization. Prompt engineering aims to find suitable prompts for LLMs to perform various

tasks. To reduce human efforts, researchers have explored automatic prompt optimization, which can be categorized into continuous and discrete optimization methods. Discrete methods directly optimize the natural language prompts through methods like reinforcement learning (Deng et al. 2022; Zhang et al. 2023) and editing (Xu et al. 2022; Prasad et al. 2023). In contrast, continuous methods perform optimization in the embedding space of LLMs, allowing for optimization through gradient (Li and Liang 2021). We focus on discrete methods, especially LLM-based prompt optimizers.

LLM-based Prompt Optimizers. Due to the unprecedented capabilities of LLMs, recent work starts to utilize them as prompt optimizers. One line of work (Guo et al. 2023; Yang and Li 2023) combines LLMs with evolutionary algorithms to perform prompt optimization. Another line of work (Yang et al. 2023) aims to adapt concepts and techniques from gradient-based model optimizers (*e.g.*, gradient (Pryzant et al. 2023) and momentum (Yang et al. 2023)) to LLM-based prompt optimizers. However, no comprehensive guidelines exist for using LLMs as prompt optimizers. We aim to tackle this with a systematic investigation, which is conducted by analogy with gradient-based model optimizers.

Analogy Analysis

In this section, we present an analogical analysis between model optimization and prompt optimization to build connections and improve existing LLM-based prompt optimizers.

Background

In this part, we first introduce the task definition of LLM-based prompt optimization, and then establish connections with gradient-based optimizers.

Task Formulation. Prompt optimization aims to find the optimal *task prompt* p^* in the format of natural language that maximizes the performance on a specific task dataset \mathcal{D} when using an LLM as the task model \mathcal{M}_T . To perform such optimization, our idea is to develop a prompt optimizer, which

Factor	Gradient-based model optimizer	LLM-based prompt optimizer
Update direction	Descent direction Momentum	Current information Trajectory
Update method	Learning rate Descent	Edit distance Refinement strategy

Table 1: Analogy between glossaries in model optimizer and prompt optimizer.

can be built upon some search algorithm (*e.g.*, evolutionary algorithms (Guo et al. 2023)) or an LLM (Yang et al. 2023). In this paper, we focus on using an LLM as the prompt optimizer \mathcal{M}_O . Formally, the problem of prompt optimization can be formulated as:

$$p^* = \arg \max_{p \sim \mathcal{M}_O} \mathbb{E}_{(x,y) \in \mathcal{D}} [F(\mathcal{M}_T(x;p), y)], \quad (1)$$

where p is the prompt generated by the prompt optimizer \mathcal{M}_O , $\mathcal{M}_T(x;p)$ represents the output from the task model for input x conditioned on the prompt p , and the function $F(\cdot)$ calculates the task performance based on some measurement.

Revisiting Gradient-based Optimizers. Similar to LLM-based prompt optimizer, gradient-based model optimizer aims to find the optimal values of model parameters that minimize the loss function. In the basic form of gradient descent (Boyd and Vandenberghe 2014), a single optimization step can be formulated as follows:

$$\Theta_{k+1} = \Theta_k - \tau_k g_k, \quad (2)$$

where Θ_k and Θ_{k+1} are the values of model parameters at the last and current steps, τ_k and g_k are the learning rate and gradient at the current step. Gradient descent can be improved by focusing on two elements in the formula: τ_k and g_k . For τ_k , learning rate schedulers (Gotmare et al. 2019) are proposed to dynamically adjust the learning rate. For g_k , the concept of momentum (Sutskever et al. 2013) is introduced to include historical gradients, and its computation can be expressed as follows: $v_{k+1} = \beta v_k + g_k = \sum_{i=1}^k \beta^{k-i} g_i$, where β represents the momentum coefficient.

Despite various gradient-based optimizers, they mainly model two key factors, namely *update direction* (*e.g.*, gradient g_k) and *update method* (*e.g.*, subtract $\tau_k g_k$). Our approach is inspired by the observation that existing LLM-based prompt optimization methods also implicitly employ the two aspects (see Table 1). However, existing work only initially explores the design of the two key factors, we aim to conduct more in-depth and systematic investigations from these two novel perspectives in the following subsection.

Update Direction

The update direction refers to the adjustments based on the information of previous or current prompts to determine the best direction for improving them. We apply the descent direction and momentum concepts to design the meta-prompts.

Analogical Descent Direction. Descent direction determines the direction of parameter updates based on the model performance. We analogize two similar forms that determine how to improve new prompts according to the current information.

- *Prompt+Performance.* One straightforward method is to include the last-round task prompt and the corresponding model performance into the meta-prompt for the LLM-based optimizer \mathcal{M}_O . It leverages the capacity of LLMs to reason about how to improve prompting optimization.

- *Prompt+Performance+Reflection.* Another way to solve the barrier of the descent direction is to leverage the reflection capability of LLMs (Pryzant et al. 2023). With the reflection mechanism, LLMs can generate feedback from past failures to improve performance. Such feedback can be seen as a form of “semantic” gradient signals.

Analogical Momentum. Inspired by the momentum in gradient descent, we aim to make LLMs aware of the prompts used in the optimization process and their corresponding results (*i.e.*, descent direction), thereby achieving a more global update direction. A straightforward way is to directly include all intermediate results into the meta-prompt. However, it might be limited by the context length of LLMs and affected by the accumulated noise. To better utilize the optimization trajectory, we propose two alternative methods.

- *Summarization-based trajectory.* One simple approach is to summarize the intermediate results from the optimization trajectory. Specifically, at each step, we use an instruction (*i.e.*, “Your task is to summarize the problems in the previous prompt and the current prompt.”) to let the LLM perform summarization using the summary in the last step and the result in the current step.

- *Retrieval-based trajectory.* Another approach is to select k pieces of intermediate results from the optimization trajectory. Specifically, we consider three strategies: (1) Recency: selecting k nearest intermediate results; (2) Relevance: selecting k most relevant intermediate results, which are measured by the semantic similarity based on the BGE model (Xiao et al. 2023); (3) Importance: selecting k most important intermediate results, which are measured by the performance.

Update Method

The update method can refer to how the LLM utilizes such information to improve task prompts. Accordingly, we explore how to analogize the learning rate and the descent process into the design of meta-prompts.

Analogical Learning Rate. In the model optimization, the learning rate controls the extent of gradient updates at each step. Similarly, we aim to control the variation degree of prompt optimization. Specifically, we limit the number of words that can be modified in the meta-prompt (*i.e.*, *edit distance*). Accordingly, we propose two methods of controlling edit distance as follows:

- *Decay-based constraint.* To avoid overshooting the optimal solution, the decay strategy is proposed to gradually reduce the learning rate (Izmailov et al. 2018). Here, we borrow the idea of controlling the maximum edit distance and consider gradually reducing its value following either a linear

Prompt Optimizer		GPT-3.5-turbo		GPT-4		GPT-4	
Task Model		Llama-2-7b-chat		Llama-2-7b-chat		GPT-3.5-turbo	
Gradient		P+M	P+M+R	P+M	P+M+R	P+M	P+M+R
Momentum	None	41.07	40.34	40.32	39.56	64.76	64.55
	Summarization	41.03	40.63	40.58	40.41	64.62	64.55
	Recency	41.93	41.55	42.02	41.34	65.26	64.97
	Relevance	42.53	40.81	42.89	41.97	65.87	65.39
	Importance	41.84	39.73	41.73	41.04	65.26	65.11

Table 2: The performance comparison of various update directions based on different prompt optimizers and task models. “P” denotes prompt, “M” denotes performance, and “R” denotes reflection.

or cosine curve. In particular, we reduce the constraint to approximately 20% of its maximum value until convergence.

- *Warmup-based constraint.* To avoid instability in the early stage of optimization, the warmup strategy is proposed to gradually increase the learning rate at the beginning (Goyal et al. 2017). Similarly, we adopt the widely used linear warmup schedule to gradually increase the constraint for the maximum edit distance in the initial 5% steps.

Analogical Gradient Descent. By analogy with the subtraction operation in gradient descent (*i.e.*, $-\tau_k g_k$ in Eq. (2)), we introduce two methods to update the task prompt accordingly.

- *Editing-based refinement.* The first method directly edits the last-round task prompt to improve performance. Specifically, we add an instruction (*i.e.*, “Modify the current prompt”) into the meta-prompt, which requires the LLM to edit the task prompt from the last step according to the update direction. This method allows for effectively exploiting the existing prompt.

- *Generation-based refinement.* In addition to direct edits, we can also leverage the in-context learning capability of LLMs to generate refined task prompts. Specifically, we present the information regarding the updated direction in the format of demonstrations. Then, We add an instruction (*i.e.*, “Write a new improved prompt”) to let the LLM follow the demonstration to directly generate a new task prompt. Compared with the editing-based method, the generation-based approach explores a wider range of prompt variations.

Empirical Experiments

In this part, we describe the experiment setting for our analogical analysis and detail our findings from the experiment.

Experiment Setup. We select a dataset from each type of task in BBH (Suzgun et al. 2023) to create a lite BBH benchmark for our analysis: i) Navigate (binary choice); ii) Movie Recommendation (multiple choice); iii) Object Counting (numeric response); iv) Word Sorting (free response). We adopt exact match as the metric for performance evaluation. We use three different model combinations of prompt optimizers and task models (*i.e.*, GPT-3.5-turbo and Llama-2-7b-chat, GPT-4 and Llama-2-7b-chat, GPT-4 and GPT-3.5-turbo).

The optimization process lasts for at most 3 epochs, under which the task prompt can reach the plateau.

Findings for Update Direction. The results for the update direction are presented in Table 2. Here are the main findings:

- *Reflection Leads to Performance Drop.* Regarding the analogy to descent direction, *prompt+performance* achieves better performance than *prompt+performance+reflection*, which brings an improvement of up to 31% compared with the initial task prompt. The improvement brought by prompts can be attributed to their rich semantic information about the task, which can activate the task-specific knowledge of LLMs for optimization. In contrast, LLMs are limited in their capabilities of reflection (Huang et al. 2023), which may lead to inaccurate updates.

- *Prompt Optimizers can Learn More from Contextually Relevant Prompts.* The analogical concept of momentum can further improve the performance. Among various designs, *relevance-based trajectory* emerges as the most effective one, which brings an additional 15% improvement. This can be attributed to the fact that LLMs can learn more from contextually relevant prompts, while it might be challenging for LLMs to fully understand the signal of recency or importance. By contrast, the summarization-based trajectory proves to be less helpful. One possible reason is that summarization only captures common aspects of the trajectory while neglecting details that may be crucial.

Findings for Update Method. To investigate the update method for prompt optimization, we conduct experiments using the best configuration found in the previous experiments. The results for the update method are presented in Table 3.

- *Generation-based Refinement is Better.* In general, *generation-based refinement* outperforms *editing-based refinement*, which brings an improvement of up to 36% compared with the initial task prompt. This can be partly attributed to the significance of exploration in prompt optimization. Generation-based strategy is not confined to the current prompt, allowing the model to better leverage the in-context examples. Therefore, this approach can demonstrate great flexibility to enable LLMs to explore a larger search space.

- *Decay Strategy is Helpful.* Among various controlling methods for prompt variation, *cosine decay-based constraint*

Prompt Optimizer		GPT-3.5-turbo		GPT-4		GPT-4	
Task Model		Llama-2-7b-chat		Llama-2-7b-chat		GPT-3.5-turbo	
Learning rate		Editing	Generation	Editing	Generation	Editing	Generation
Descent	No control	42.53	42.61	42.89	43.17	65.87	66.37
	Fixed	42.91	43.09	43.38	43.66	66.48	66.91
	+Warmup	41.76	40.08	42.53	42.95	65.79	65.52
	Linear decay	42.68	42.86	43.55	44.03	66.56	67.10
	+Warmup	41.47	41.12	41.47	42.91	66.03	66.18
	Cosine decay	42.95	43.75	43.98	44.97	66.74	67.80
	+Warmup	40.19	41.29	42.68	43.13	65.94	66.37

Table 3: The performance comparison of various update methods based on different prompt optimizers and task models.

Prompt optimizer	Update direction		Update method	
	Current information	Trajectory	Edit distance	Refinement strategy
APE	P	None	None	Generation
APO	P+R	None	None	Editing
OPRO	P+M	Recency	None	Generation
PE2	P+M+R	Recency	Fixed	Generation
GPO	P+M	Relevance	Decay	Generation

Table 4: Comparisons of GPO with existing LLM-based prompt optimizers. ‘‘P’’ refers to prompt, ‘‘M’’ refers to performance, and ‘‘R’’ refers to reflection.

achieves the best performance, bringing an additional 10% improvement. However, unlike gradient-based model optimization, the warmup strategy does not yield improvement. This finding suggests that, at the early stage of prompt optimization, exploration plays a crucial role in conducting large-scale prompt searches, while stability becomes more important in the later stage for more refined adjustments.

Method

In this section, we present our novel gradient-inspired LLM-based prompt optimizer called **GPO**, which leverages the insights gained from our systematic study. GPO adopts an iterative prompt optimization framework. At each step, it first retrieves relevant prompts from the optimization trajectory as the update direction. Then, it utilizes the generation-based refinement strategy to perform the update, while controlling the edit distance through a cosine-based decay strategy.

Iterative Prompt Optimization. GPO performs prompt optimization through a multi-step iterative process. At each step, it first generates multiple candidate task prompts based on a meta-prompt. The meta-prompt serves as the input that guides the LLM in optimizing its prompts. Subsequently, we select the task prompt with the best performance for the next iteration. This iterative process continues until either the performance of the task prompt reaches a plateau or the predefined maximum number of optimization steps is

reached.

The Design of Meta-Prompt. As the input to the LLM, our meta-prompt consists of two key components: update direction and update method.

- *Update direction.* To determine the update direction, we leverage the retrieval-based optimization trajectory. This trajectory consists of past task prompts, along with their model performance. They are selected using a *relevance-based strategy* and sorted in ascending order based on their similarity to the current prompt.

- *Update method.* After the update direction is determined, we further employ the *generation-based refinement* strategy to update the task prompt. Specifically, we present the trajectory in the format of demonstrations in the meta-prompt. Then, the LLM can follow these demonstrations to generate a new task prompt via in-context learning. Additionally, we implement the *cosine-based decay strategy* to control the edit distance between task prompts at consecutive iterations, ensuring gradual and controllable changes.

Furthermore, we enhance the meta-prompt by incorporating a few task examples. These examples provide additional context to aid the LLM in understanding the task effectively.

Comparison of LLM-Based Prompt Optimizers. Existing LLM-based prompt optimizers can be divided into two main classes by their update direction. Some work (*i.e.*, APO (Pryzant et al. 2023) and PE2 (Ye et al. 2023)) leverages the reflection capability of LLMs to produce textual ‘‘gradients’’ as the update direction, while others (*i.e.*, OPRO (Yang et al. 2023) and APE (Zhou et al. 2023)) directly use task prompts as the update direction. Our approach is based on the systematic investigation of the update direction and the update method. In particular, we propose several novel designs for the meta-prompt: relevance-based trajectory as the update direction and decay-based constraint for edit distance in the update method. Table 4 presents a detailed comparison.

Experiments

In this section, we first set up the experiments and then report the results and detailed analysis.

Task	Complex reasoning task		Knowledge intensive task					Common NLP task	
Dataset	BBH	GSM8K	MMLU					WSC	WebNLG
			STEM	Human.	Social.	Other	Average		
Empty	30.51	22.00	31.05	36.54	41.75	37.20	35.96	60.67	32.14
CoT	29.91	24.00	32.53	37.05	41.05	36.94	36.36	59.33	31.11
SGDM	33.30	27.33	32.88	38.36	41.88	38.02	37.20	64.00	38.01
APE	32.94	25.00	33.51	38.69	42.02	37.96	37.50	62.00	36.49
APO	32.97	25.33	33.17	37.94	44.94	38.23	37.71	62.00	34.92
OPRO	33.29	26.67	34.76	38.72	43.55	37.11	38.05	63.33	37.89
PE2	33.43	25.33	33.77	37.95	44.80	38.25	38.07	62.67	39.10
GPO	35.43	28.33	35.00	38.84	46.61	38.60	39.14	65.33	42.51

Table 5: Performance comparison using only the task prompts obtained from different methods. “Human.” and “Social.” denote the datasets classified as Humanities and Social Science in MMLU.

Experimental Setup

Tasks and Datasets. We select datasets from three groups of tasks for the experiment: Big-Bench Hard (BBH) (Suzgun et al. 2023) and GSM8K (Cobbe et al. 2021) for complex reasoning tasks, MMLU (Hendrycks et al. 2021) for knowledge-intensive tasks, and WSC (Levesque, Davis, and Morgenstern 2012) and WebNLG (Gardent et al. 2017) for common NLP tasks. Due to computational limitations, we sample a subset from each dataset for the main experiment. In addition, we use the lite BBH benchmark for detailed analysis.

Baselines. We select several representative methods for comparison, including existing LLM-based prompt optimizers and one from gradient-based model optimizers. (1) *SGDM* (Sutskever et al. 2013) is a momentum-based model optimizer. We adapt it for prompt optimization using the summarization-based trajectory and the editing-based refinement strategy. (2) *APE* (Zhou et al. 2023) utilizes LLMs to generate semantically similar variants of task prompts and selects one with the best performance. (3) *APO* (Pryzant et al. 2023) first uses reflection to obtain the gradient and then edits the task prompt accordingly. (4) *OPRO* (Yang et al. 2023) incorporates historical prompts with their scores into the meta-prompt. (5) *PE2* (Ye et al. 2023) adds historical prompts and reflection into the meta-prompt and controls the edit distance with a fixed constraint. In addition, we consider the baseline without an instruction (“Empty”) and the instruction “Let’s think step by step.” from chain-of-thought prompting (Kojima et al. 2022) for performance comparison.

Evaluation Metrics. We report the average accuracy of all the subtasks for BBH and MMLU following Suzgun et al. (2023) and Hendrycks et al. (2021), accuracy for GSM8K following Cobbe et al. (2021), ROUGE-L for WSC and WebNLG following Wang et al. (2022b).

Implementation Details. We use both the base model (*i.e.*, Llama-2-7b and Llama-3-8b) and the instruction-

Task model	Llama-2-7b	Llama-3-8b	Llama-2-7b-chat		Llama-3-8b-instruct	
Setting	I + D		I	I + D	I	I + D
Empty	40.28	60.42	32.29	36.63	48.26	54.86
CoT	36.46	51.39	31.25	34.20	52.43	54.34
SGDM	42.19	62.50	40.63	35.77	60.42	58.51
APE	42.54	61.28	42.01	36.29	59.43	58.51
APO	42.19	61.45	40.34	36.29	59.38	57.99
OPRO	42.02	62.68	42.14	36.46	62.33	59.02
PE2	42.88	63.20	42.01	36.81	62.67	58.68
GPO	45.48	65.11	43.75	38.02	63.89	61.11

Table 6: Performance comparison under different evaluation settings. “I” denotes instruction and “D” denotes demonstration.

tuned models (*i.e.*, Baichuan2-7b-chat, Llama-2-7b-chat, Llama-2-13b-chat, Llama-3-8b-instruct (Dubey et al. 2024), GPT-3.5-turbo, and GPT-4) as the task model. For the prompt optimizer, we use GPT-3.5-turbo and GPT-4. Unless otherwise specified, we use Llama-2-7b-chat as task model and GPT-3.5-turbo as prompt optimizer throughout experiments. We repeat all the experiments three times and report the average of the results.

Main Results

Table 5 and 6 show the results of different methods for prompt optimization across various tasks and evaluation settings.

First, when only considering the task prompt, we can see that trajectory-based methods (*i.e.*, SGDM, OPRO, PE2, and GPO) perform very well. One possible reason is that the trajectory helps the prompt optimizer pay more attention to the important information instead of the noise in the current step. Furthermore, our prompt optimizer GPO achieves the best performance across all tasks. Our relevance-based trajectory provides semantically similar demonstrations that can be ef-

Prompt optimizer	GPT-3.5-turbo					GPT-4				
Task model	Baichuan2-7b-chat	Llama-2-7b-chat	Llama-2-13b-chat	GPT-3.5-turbo	GPT-4	Baichuan2-7b-chat	Llama-2-7b-chat	Llama-2-13b-chat	GPT-3.5-turbo	GPT-4
Empty CoT	15.75	32.29	40.97	60.48	72.87	15.75	32.29	40.97	60.48	72.87
	19.45	31.25	40.28	62.15	73.61	19.45	31.25	40.28	62.15	73.61
SGDM	20.87	40.63	42.24	64.18	75.23	21.85	40.41	42.03	64.55	75.82
APE	20.61	42.01	41.65	63.63	74.71	20.29	39.98	42.96	64.38	74.13
APO	19.97	40.34	41.79	63.96	74.13	22.09	39.56	43.67	64.55	74.56
OPRO	19.86	42.14	42.89	64.56	75.06	21.28	41.77	43.35	64.91	76.67
PE2	21.11	42.01	42.68	64.95	75.27	22.43	42.03	44.91	65.23	76.55
GPO	23.35	43.75	44.83	67.02	76.56	25.34	44.97	46.17	67.80	78.65

Table 7: Performance of different prompt optimization methods with various models.

fectively learned by the LLM, while the cosine-based decay strategy can control the optimization process in a fine-grained manner through edit distance.

Second, under various evaluation settings for the lite BBH benchmark, it can be observed that GPO not only excels in the “Instruction” setting but also yields substantial gains in the “Instruction + Demonstration” setting for both the base model and the instruction-tuned variant. Even in the scenario that is challenging for baselines (*i.e.*, Llama-2-7b-chat with “Instruction + Demonstration”), our approach still demonstrates strong improvement. This showcases the versatility of our approach in both zero-shot and few-shot evaluation settings.

Detailed Analysis

Next, we conduct a detailed analysis of our prompt optimizer GPO from the following aspects.

The Impact of Model Selection. To confirm the effectiveness of GPO across different models, we explore the impact of different model combinations compared with other baseline methods. Table 7 presents the results on the lite BBH benchmark. In general, GPO demonstrates remarkable capabilities for prompt optimization across various scenarios, including strong-to-weak optimization, self-optimization, and weak-to-strong optimization. This indicates the versatility of our framework. Notably, GPT-4 can consistently find better task prompts than GPT-3.5-turbo, which suggests the need for a capable model as the prompt optimizer.

The Efficiency of Optimization. LLM-based prompt optimization requires multiple interactions with the LLM. In this part, we investigate the efficiency of LLM-based prompt optimizers by examining the optimization curve over the first 12 steps. Figure 3 shows that on the movie recommendation dataset, compared to other methods, GPO demonstrates rapid enhancement of the task prompt in the early stage, followed by steady and consistent performance improvement in the later stage of optimization. Since GPO only utilizes task prompts to derive the update direction and performs fine-grained control over the variation, it can achieve better performance with high efficiency.

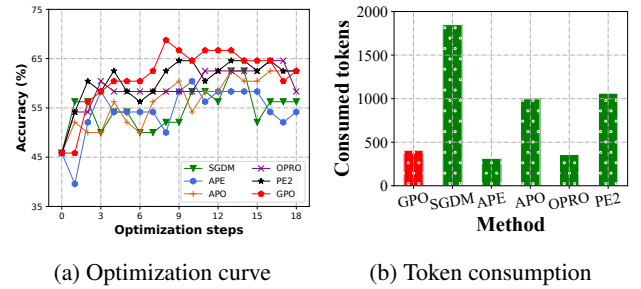


Figure 3: The efficiency of our approach GPO w.r.t. optimization steps and token consumption.

Conclusion and Discussion

In this paper, we conduct a systematic analogy between gradient-based model optimizers and LLM-based prompt optimizers. Based on existing work and our newly proposed approach, we conduct an experimental analysis of the two key factors (*i.e.*, update direction and update method) to determine the best configuration. According to this configuration, we further propose a novel prompt optimization framework GPO. At each step, it retrieves relevant prompts from the optimization trajectory as the update direction. Then, it utilizes the generation-based refinement strategy to perform the update, while controlling the edit distance through a cosine-based decay strategy. Extensive experiments demonstrate the effectiveness and efficiency of GPO.

One limitation of our work is that we only draw an analogy with the most widely used gradient-based optimizers. More advanced model optimizers like Newton’s method and its application to meta-prompts remain to be investigated. Additionally, our approach relies on textual update directions, future research could explore more direct and fine-grained numerical update signal methods (Nie et al. 2024).

Acknowledgements

This work was partially supported by National Natural Science Foundation of China under Grant No. 92470205 and 62222215. Xin Zhao is the corresponding author.

References

- Amatriain, X. 2024. Prompt Design and Engineering: Introduction and Advanced Methods. *CoRR*, abs/2401.14423.
- Boyd, S. P.; and Vandenberghe, L. 2014. *Convex Optimization*. Cambridge University Press. ISBN 978-0-521-83378-3.
- Chen, L.; Chen, J.; Goldstein, T.; Huang, H.; and Zhou, T. 2023. InstructZero: Efficient Instruction Optimization for Black-Box Large Language Models. *CoRR*, abs/2306.03082.
- Cobbe, K.; Kosaraju, V.; Bavarian, M.; Chen, M.; Jun, H.; Kaiser, L.; Plappert, M.; Tworek, J.; Hilton, J.; Nakano, R.; Hesse, C.; and Schulman, J. 2021. Training Verifiers to Solve Math Word Problems. *CoRR*, abs/2110.14168.
- Crispino, N.; Montgomery, K.; Zeng, F.; Song, D.; and Wang, C. 2023. Agent Instructs Large Language Models to be General Zero-Shot Reasoners. *CoRR*, abs/2310.03710.
- Deng, M.; Wang, J.; Hsieh, C.; Wang, Y.; Guo, H.; Shu, T.; Song, M.; Xing, E. P.; and Hu, Z. 2022. RLPrompt: Optimizing Discrete Text Prompts with Reinforcement Learning. In Goldberg, Y.; Kozareva, Z.; and Zhang, Y., eds., *Proceedings of the 2022 Conference on Empirical Methods in Natural Language Processing, EMNLP 2022, Abu Dhabi, United Arab Emirates, December 7-11, 2022*, 3369–3391. Association for Computational Linguistics.
- Dubey, A.; Jauhri, A.; Pandey, A.; Kadian, A.; Al-Dahle, A.; Letman, A.; Mathur, A.; Schelten, A.; Yang, A.; Fan, A.; et al. 2024. The Llama 3 Herd of Models. *arXiv preprint arXiv:2407.21783*.
- Fernando, C.; Banarse, D.; Michalewski, H.; Osindero, S.; and Rocktäschel, T. 2023. Promptbreeder: Self-Referential Self-Improvement Via Prompt Evolution. *CoRR*, abs/2309.16797.
- Gardent, C.; Shimorina, A.; Narayan, S.; and Perez-Beltrachini, L. 2017. Creating Training Corpora for NLG Micro-Planners. In Barzilay, R.; and Kan, M., eds., *Proceedings of the 55th Annual Meeting of the Association for Computational Linguistics, ACL 2017, Vancouver, Canada, July 30 - August 4, Volume 1: Long Papers*, 179–188. Association for Computational Linguistics.
- Gotmare, A.; Kesar, N. S.; Xiong, C.; and Socher, R. 2019. A Closer Look at Deep Learning Heuristics: Learning rate restarts, Warmup and Distillation. In *7th International Conference on Learning Representations, ICLR 2019, New Orleans, LA, USA, May 6-9, 2019*. OpenReview.net.
- Goyal, P.; Dollár, P.; Girshick, R. B.; Noordhuis, P.; Wesolowski, L.; Kyrola, A.; Tulloch, A.; Jia, Y.; and He, K. 2017. Accurate, Large Minibatch SGD: Training ImageNet in 1 Hour. *CoRR*, abs/1706.02677.
- Guo, Q.; Wang, R.; Guo, J.; Li, B.; Song, K.; Tan, X.; Liu, G.; Bian, J.; and Yang, Y. 2023. Connecting Large Language Models with Evolutionary Algorithms Yields Powerful Prompt Optimizers. *CoRR*, abs/2309.08532.
- Hendrycks, D.; Burns, C.; Basart, S.; Zou, A.; Mazeika, M.; Song, D.; and Steinhardt, J. 2021. Measuring Massive Multi-task Language Understanding. In *9th International Conference on Learning Representations, ICLR 2021, Virtual Event, Austria, May 3-7, 2021*. OpenReview.net.
- Huang, J.; Chen, X.; Mishra, S.; Zheng, H. S.; Yu, A. W.; Song, X.; and Zhou, D. 2023. Large Language Models Cannot Self-Correct Reasoning Yet. *CoRR*, abs/2310.01798.
- Izmailov, P.; Podoprikin, D.; Garipov, T.; Vetrov, D. P.; and Wilson, A. G. 2018. Averaging Weights Leads to Wider Optima and Better Generalization. In Globerson, A.; and Silva, R., eds., *Proceedings of the Thirty-Fourth Conference on Uncertainty in Artificial Intelligence, UAI 2018, Monterey, California, USA, August 6-10, 2018*, 876–885. AUAI Press.
- Kojima, T.; Gu, S. S.; Reid, M.; Matsuo, Y.; and Iwasawa, Y. 2022. Large Language Models are Zero-Shot Reasoners. In Koyejo, S.; Mohamed, S.; Agarwal, A.; Belgrave, D.; Cho, K.; and Oh, A., eds., *Advances in Neural Information Processing Systems 35: Annual Conference on Neural Information Processing Systems 2022, NeurIPS 2022, New Orleans, LA, USA, November 28 - December 9, 2022*.
- Levesque, H. J.; Davis, E.; and Morgenstern, L. 2012. The Winograd Schema Challenge. In Brewka, G.; Eiter, T.; and McIlraith, S. A., eds., *Principles of Knowledge Representation and Reasoning: Proceedings of the Thirteenth International Conference, KR 2012, Rome, Italy, June 10-14, 2012*. AAAI Press.
- Li, X. L.; and Liang, P. 2021. Prefix-Tuning: Optimizing Continuous Prompts for Generation. In Zong, C.; Xia, F.; Li, W.; and Navigli, R., eds., *Proceedings of the 59th Annual Meeting of the Association for Computational Linguistics and the 11th International Joint Conference on Natural Language Processing, ACL/IJCNLP 2021, (Volume 1: Long Papers), Virtual Event, August 1-6, 2021*, 4582–4597. Association for Computational Linguistics.
- Ling, W.; Yogatama, D.; Dyer, C.; and Blunsom, P. 2017. Program Induction by Rationale Generation: Learning to Solve and Explain Algebraic Word Problems. In Barzilay, R.; and Kan, M., eds., *Proceedings of the 55th Annual Meeting of the Association for Computational Linguistics, ACL 2017, Vancouver, Canada, July 30 - August 4, Volume 1: Long Papers*, 158–167. Association for Computational Linguistics.
- Lu, Y.; Bartolo, M.; Moore, A.; Riedel, S.; and Stenetorp, P. 2022. Fantastically Ordered Prompts and Where to Find Them: Overcoming Few-Shot Prompt Order Sensitivity. In Muresan, S.; Nakov, P.; and Villavicencio, A., eds., *Proceedings of the 60th Annual Meeting of the Association for Computational Linguistics (Volume 1: Long Papers), ACL 2022, Dublin, Ireland, May 22-27, 2022*, 8086–8098. Association for Computational Linguistics.
- Nie, A.; Cheng, C.; Kolobov, A.; and Swaminathan, A. 2024. The Importance of Directional Feedback for LLM-based Optimizers. *CoRR*, abs/2405.16434.
- Prasad, A.; Hase, P.; Zhou, X.; and Bansal, M. 2023. GrIPS: Gradient-free, Edit-based Instruction Search for Prompting Large Language Models. In Vlachos, A.; and Augenstein, I., eds., *Proceedings of the 17th Conference of the European Chapter of the Association for Computational Linguistics, EACL 2023, Dubrovnik, Croatia, May 2-6, 2023*, 3827–3846. Association for Computational Linguistics.
- Pryzant, R.; Iter, D.; Li, J.; Lee, Y. T.; Zhu, C.; and Zeng, M. 2023. Automatic Prompt Optimization with "Gradient

- Descent” and Beam Search. In Bouamor, H.; Pino, J.; and Bali, K., eds., *Proceedings of the 2023 Conference on Empirical Methods in Natural Language Processing, EMNLP 2023, Singapore, December 6-10, 2023*, 7957–7968. Association for Computational Linguistics.
- Roy, S.; and Roth, D. 2016. Solving General Arithmetic Word Problems. *CoRR*, abs/1608.01413.
- Schnabel, T.; and Neville, J. 2024. Prompts As Programs: A Structure-Aware Approach to Efficient Compile-Time Prompt Optimization. *arXiv preprint arXiv:2404.02319*.
- Strivastava, A.; Rastogi, A.; Rao, A.; Shoeb, A. A. M.; Abid, A.; Fisch, A.; Brown, A. R.; Santoro, A.; Gupta, A.; Garriga-Alonso, A.; Kluska, A.; Lewkowycz, A.; Agarwal, A.; Power, A.; Ray, A.; Warstadt, A.; Kocurek, A. W.; Safaya, A.; Tazarv, A.; Xiang, A.; Parrish, A.; Nie, A.; Hussain, A.; Askell, A.; Dsouza, A.; Rahane, A.; Iyer, A. S.; Andreassen, A.; Santilli, A.; Stuhlmüller, A.; Dai, A. M.; La, A.; Lampinen, A. K.; Zou, A.; Jiang, A.; Chen, A.; Vuong, A.; Gupta, A.; Gottardi, A.; Norelli, A.; Venkatesh, A.; Gholamidavoodi, A.; Tabasum, A.; Menezes, A.; Kirubarajan, A.; Mullokandov, A.; Sabharwal, A.; Herrick, A.; Efrat, A.; Erdem, A.; Karakas, A.; and et al. 2022. Beyond the Imitation Game: Quantifying and extrapolating the capabilities of language models. *CoRR*, abs/2206.04615.
- Sun, S.; Cao, Z.; Zhu, H.; and Zhao, J. 2020. A Survey of Optimization Methods From a Machine Learning Perspective. *IEEE Trans. Cybern.*, 50(8): 3668–3681.
- Sutskever, I.; Martens, J.; Dahl, G. E.; and Hinton, G. E. 2013. On the importance of initialization and momentum in deep learning. In *Proceedings of the 30th International Conference on Machine Learning, ICML 2013, Atlanta, GA, USA, 16-21 June 2013*, volume 28 of *JMLR Workshop and Conference Proceedings*, 1139–1147. JMLR.org.
- Suzgun, M.; Scales, N.; Schärli, N.; Gehrmann, S.; Tay, Y.; Chung, H. W.; Chowdhery, A.; Le, Q. V.; Chi, E. H.; Zhou, D.; and Wei, J. 2023. Challenging BIG-Bench Tasks and Whether Chain-of-Thought Can Solve Them. In Rogers, A.; Boyd-Graber, J. L.; and Okazaki, N., eds., *Findings of the Association for Computational Linguistics: ACL 2023, Toronto, Canada, July 9-14, 2023*, 13003–13051. Association for Computational Linguistics.
- Tang, X.; Wang, X.; Zhao, W. X.; and Wen, J. 2024. DAWN-ICL: Strategic Planning of Problem-solving Trajectories for Zero-Shot In-Context Learning. *CoRR*, abs/2410.20215.
- Wang, X.; Zhou, K.; Tang, X.; Zhao, W. X.; Pan, F.; Cao, Z.; and Wen, J. 2023. Improving Conversational Recommendation Systems via Counterfactual Data Simulation. In Singh, A. K.; Sun, Y.; Akoglu, L.; Gunopulos, D.; Yan, X.; Kumar, R.; Ozcan, F.; and Ye, J., eds., *Proceedings of the 29th ACM SIGKDD Conference on Knowledge Discovery and Data Mining, KDD 2023, Long Beach, CA, USA, August 6-10, 2023*, 2398–2408. ACM.
- Wang, X.; Zhou, K.; Wen, J.; and Zhao, W. X. 2022a. Towards Unified Conversational Recommender Systems via Knowledge-Enhanced Prompt Learning. In Zhang, A.; and Rangwala, H., eds., *KDD ’22: The 28th ACM SIGKDD Conference on Knowledge Discovery and Data Mining, Washington, DC, USA, August 14 - 18, 2022*, 1929–1937. ACM.
- Wang, Y.; Mishra, S.; Alipoormolabashi, P.; Kordi, Y.; Mirzaei, A.; Naik, A.; Ashok, A.; Dhanasekaran, A. S.; Arunkumar, A.; Stap, D.; Pathak, E.; Karamanolakis, G.; Lai, H. G.; Purohit, I.; Mondal, I.; Anderson, J.; Kuznia, K.; Doshi, K.; Pal, K. K.; Patel, M.; Moradshahi, M.; Parmar, M.; Purohit, M.; Varshney, N.; Kaza, P. R.; Verma, P.; Puri, R. S.; Karia, R.; Doshi, S.; Sampat, S. K.; Mishra, S.; A, S. R.; Patro, S.; Dixit, T.; and Shen, X. 2022b. Super-NaturalInstructions: Generalization via Declarative Instructions on 1600+ NLP Tasks. In *EMNLP*, 5085–5109. Association for Computational Linguistics.
- Wang, Y.; Ren, R.; Li, J.; Zhao, X.; Liu, J.; and Wen, J. 2024. REAR: A Relevance-Aware Retrieval-Augmented Framework for Open-Domain Question Answering. In Al-Onaizan, Y.; Bansal, M.; and Chen, Y., eds., *Proceedings of the 2024 Conference on Empirical Methods in Natural Language Processing, EMNLP 2024, Miami, FL, USA, November 12-16, 2024*, 5613–5626. Association for Computational Linguistics.
- Xiao, S.; Liu, Z.; Zhang, P.; and Muennighof, N. 2023. C-Pack: Packaged Resources To Advance General Chinese Embedding. *CoRR*, abs/2309.07597.
- Xu, H.; Chen, Y.; Du, Y.; Shao, N.; Wang, Y.; Li, H.; and Yang, Z. 2022. GPS: Genetic Prompt Search for Efficient Few-Shot Learning. In Goldberg, Y.; Kozareva, Z.; and Zhang, Y., eds., *Proceedings of the 2022 Conference on Empirical Methods in Natural Language Processing, EMNLP 2022, Abu Dhabi, United Arab Emirates, December 7-11, 2022*, 8162–8171. Association for Computational Linguistics.
- Yang, C.; Wang, X.; Lu, Y.; Liu, H.; Le, Q. V.; Zhou, D.; and Chen, X. 2023. Large Language Models as Optimizers. *CoRR*, abs/2309.03409.
- Yang, H.; and Li, K. 2023. InstOptima: Evolutionary Multi-objective Instruction Optimization via Large Language Model-based Instruction Operators. In Bouamor, H.; Pino, J.; and Bali, K., eds., *Findings of the Association for Computational Linguistics: EMNLP 2023, Singapore, December 6-10, 2023*, 13593–13602. Association for Computational Linguistics.
- Ye, Q.; Axmed, M.; Pryzant, R.; and Khani, F. 2023. Prompt Engineering a Prompt Engineer. *CoRR*, abs/2311.05661.
- Zhan, Y.-L.; Lu, Z.-Y.; Sun, H.; and Gao, Z.-F. 2024. Overparameterized Student Model via Tensor Decomposition Boosted Knowledge Distillation. In *The Thirty-eighth Annual Conference on Neural Information Processing Systems*.
- Zhang, T.; Wang, X.; Zhou, D.; Schuurmans, D.; and Gonzalez, J. E. 2023. TEMPORA: Test-Time Prompt Editing via Reinforcement Learning. In *The Eleventh International Conference on Learning Representations, ICLR 2023, Kigali, Rwanda, May 1-5, 2023*. OpenReview.net.
- Zhao, W. X.; Zhou, K.; Li, J.; Tang, T.; Wang, X.; Hou, Y.; Min, Y.; Zhang, B.; Zhang, J.; Dong, Z.; Du, Y.; Yang, C.; Chen, Y.; Chen, Z.; Jiang, J.; Ren, R.; Li, Y.; Tang, X.; Liu,

Z.; Liu, P.; Nie, J.; and Wen, J. 2023. A Survey of Large Language Models. *CoRR*, abs/2303.18223.

Zhou, Y.; Muresanu, A. I.; Han, Z.; Paster, K.; Pitis, S.; Chan, H.; and Ba, J. 2023. Large Language Models are Human-Level Prompt Engineers. In *The Eleventh International Conference on Learning Representations, ICLR 2023, Kigali, Rwanda, May 1-5, 2023*. OpenReview.net.

A Additional Details for the Experimental Setup

In this part, we detail the setup for the analogical analysis and experiment.

A.1 Additional Details for the Setup of Analogical Analysis

Tasks and Metrics. Following Yang et al. (2023), we utilize Big-Bench Hard (BBH) (Suzgun et al. 2023) for evaluation. BBH is a suite of 23 challenging BIG-Bench tasks (Srivastava et al. 2022) that covers various kinds of reasoning capabilities. Due to the constraints of computational resources, we select a dataset from each type of task in BBH to create a lite benchmark for our analysis: i) Navigate (Binary choice); ii) Movie Recommendation (Multiple choice); iii) Object Counting (Numeric response); iv) Word Sorting (Free response). For each dataset, we split it into train/valid/test sets with a ratio of 2:2:6. Following Suzgun et al. (2023), we adopt the exact match as the metric for performance evaluation.

Implementation Details. Following Crispino et al. (2023), we select Llama-2-7b-chat as the task model and set its temperature to 0 to make the output as deterministic as possible. For the prompt optimizer, we employ GPT-3.5-turbo, which is the underlying model of ChatGPT. We set its temperature to 1.0 to encourage the generation to be more diverse. To help the prompt optimizer understand the downstream task, following Yang et al. (2023), we randomly sample 3 examples from the dataset and fill them into the meta-prompt of the prompt optimizer. In the process of optimization, we take the instruction “Let’s think step by step.” as the initial prompt and insert it at the end of the question to obtain better performance following Suzgun et al. (2023). At each step, we first prompt the optimizer to generate 8 candidate task prompts, and then select the best-performing one as the task prompt for the next iteration following Yang et al. (2023); Ye et al. (2023). The optimization process lasts for at most 3 epochs with a batch size of 8. We repeat all the experiments three times and report the average of the results. The meta-prompts we used are detailed in Appendix .

A.2 Additional Details for the Setup of Experiment The Statistics of Datasets

As mentioned in the main body, we sample a subset of the dataset for efficient evaluation. For BBH and MMLU, we split the entire dataset into training, validation, and test sets with a ratio of 2:2:6. For GSM8k and WebNLG, we randomly sample 100 examples as the training set, 100 for the validation set, and 300 for the test set. For WSC, we randomly sample

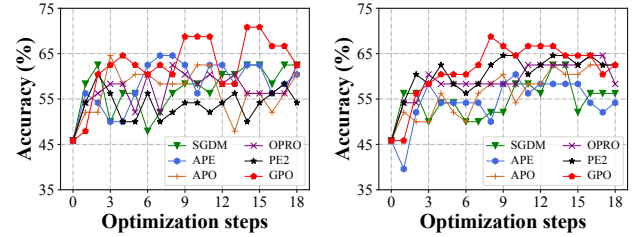
50 examples as the training set, 50 for the validation set, and 150 for the test set.

Implementation Details

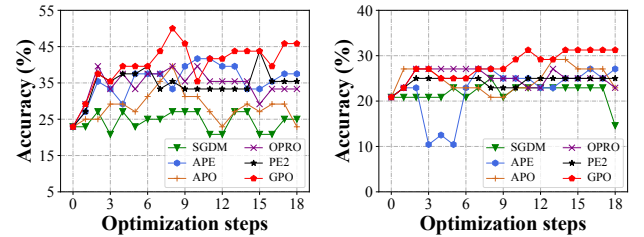
For the task model, we use both the base model (*i.e.*, Llama-2-7b) and the instruction-tuned models (*i.e.*, Llama-2-7b-chat, GPT-3.5-turbo, and GPT-4). The temperature is 0. For the prompt optimizer, we use GPT-3.5-turbo and GPT-4. The temperature is 1.0. Unless otherwise specified, we use Llama-2-7b-chat as the task model and GPT-3.5-turbo as the prompt optimizer throughout experiments. In the meta-prompt, we include 3 task examples and 7 historical task prompts. For the initial task prompt, we use the original ones from Hendrycks et al. (2021) for MMLU, “Let’s think step by step.” from Kojima et al. (2022) for GSM8K and BBH, and “Let’s solve the problem.” from Yang et al. (2023) for WSC and WebNLG. At each step, the optimizer generates 8 candidates, and the best-performing one is selected. The optimization lasts for at most 3 epochs with a batch size of 8. We repeat all the experiments three times and report the average of the results. The meta-prompts are detailed in Appendix .

B Extended Analysis

B.1 The Convergence of LLM-based Prompt Optimization



(a) Optimization curve on Navigation dataset. (b) Optimization curve on Movie Recommendation dataset.



(c) Optimization curve on Object Counting dataset. (d) Optimization curve on Word Sorting dataset.

The convergence of LLM-based prompt optimization occurs when performance stabilizes at a plateau during the iterative process. Here, we illustrate the entire optimization curve on the lite BBH benchmark in Figure 4a, Figure 4b, Figure 4c, and Figure 4d. It can be observed that all the prompt optimization methods tend to reach a stable state within 12 steps. Therefore, our experimental settings (*i.e.*, 3 epochs) are sufficient to demonstrate the effectiveness of GPO.

Method	Prompt	Accuracy	
		MultiArith	AQUA
Zero-shot CoT	Let’s think step by step.	58.00	19.69
OPRO	Take a deep breath and work on this problem step-by-step.	59.33	20.47
GPO	Thoroughly strategize and meticulously plan every single aspect of your approach, leaving no room for oversight, and give utmost attention to even the smallest details, with the goal of achieving exceptional results and excelling.	62.33	24.80

Table 8: Generalizability across datasets: Accuracies of optimal prompts for GSM8k on MultiArith and AQUA.

Initial prompt		Accuracy (before / after)
Default	Let’s think step by step.	31.25 / 43.75
Instructive	Let’s think about this logically.	32.64 / 44.40
	First,	33.85 / 43.15
	Let’s solve this problem by splitting it into steps.	30.38 / 37.85
Misleading	Don’t think. Just feel.	29.34 / 39.59
	Let’s think step by step but reach an incorrect answer.	26.22 / 41.15
	Let’s count the number of “a” in the question	26.73 / 36.11
Irrelevant	By the way, I found a good restaurant nearby.	30.03 / 34.89
	AbraKadabra!	29.69 / 35.42
	It’s a beautiful day.	30.55 / 38.02
Empty	Null	32.46 / 39.02

Table 9: The performance before/after prompt optimization with different initial prompts.

B.2 The Generalizability of Optimized Prompts

To assess the generalizability of optimized prompts, following Zhou et al. (2023), we evaluate the prompts optimized on GSM8k (Cobbe et al. 2021) by OPRO and GPO on two additional math reasoning benchmarks MultiArith (Roy and Roth 2016) and AQUA (Ling et al. 2017). Table 8 demonstrates that the optimized prompts by GPO can be generalized well on these two benchmarks, which perform better than those by OPRO.

B.3 The Impact of Initial Prompts

In our main experiment, we take “Let’s think step by step.” as the initial prompt. In this part, we aim to explore the impact of initial task prompts. Specifically, we consider prompts from four categories (instructive, misleading, irrelevant, and empty) following Kojima et al. (2022). Table 9 presents the results on the lite BBH benchmark. In general, GPO can boost performance across various initial prompts. This observation underscores the versatility of GPO as a prompt optimizer. Furthermore, the efficacy of optimization is more pronounced with relevant initial prompts (*i.e.*, instructive and misleading). It means that prompt initialization is still important, especially in conveying task-specific information.

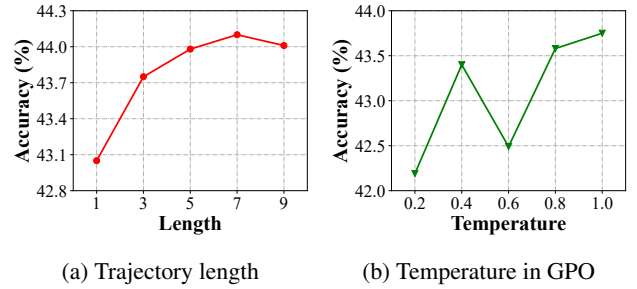


Figure 5: Performance comparison w.r.t. the temperature of the LLM in GPO and the length of the trajectory.

B.4 Hyper-Parameter Analysis

GPO includes a few hyper-parameters to tune. Here, we report the tuning results of two hyper-parameters on the lite BBH benchmark: the temperature of the prompt optimizer and the length of the trajectory. The performance curve depicting these results is illustrated in Figure 5. We can see that GPO achieves the best performance when setting the length of the trajectory to 7. A trajectory that is too short does not provide sufficient context for the LLM to engage in effective in-context learning. Conversely, a long trajectory may introduce excessive noise, negatively impacting performance. In addition, the performance shows an upward trend as temperature increases, reaching its peak at 1.0. It suggests the significance of exploration in optimizing task prompts.

B.5 The Execution Time of LLM-based Prompt Optimizers

To further assess the computation costs of LLM-based prompt optimizers, we conduct five repetition experiments and record their average execution time. Figure 6 shows the results on the lite BBH benchmark. We can observe that the execution time is almost consistent with the trend of token consumption. The average execution time of GPO is much lower than SGDM, APO, and PE2, and comparable to OPRO.

C The Interpretability of Optimized Prompts

To further enhance the interpretability of optimized prompts, we present the intermediate prompts optimized by GPO on

Step	Prompt
0	Let’s think step by step.
1	Plan your steps carefully.
2	Strategize your approach meticulously.
3	Strategically plan your approach down to the smallest details.
4	Carefully strategize and meticulously plan your approach down to the tiniest details.
5	Thoroughly strategize and meticulously plan every aspect of your approach, ensuring attention to even the most minuscule details.
6	Strive to meticulously strategize and thoroughly plan each and every aspect of your approach, leaving no room for oversight, and paying utmost attention to even the most infinitesimal details.
9	Thoroughly strategize and meticulously plan every single aspect of your approach, ensuring there is no room for oversight, and paying utmost attention to even the minutest details, in order to achieve perfect results.
12	Thoroughly strategize and meticulously plan every single aspect of your approach, leaving no room for oversight, and give utmost attention to even the smallest details, with the goal of achieving exceptional results and excelling.

Table 10: Intermediate prompts optimized by GPO on GSM8k dataset.

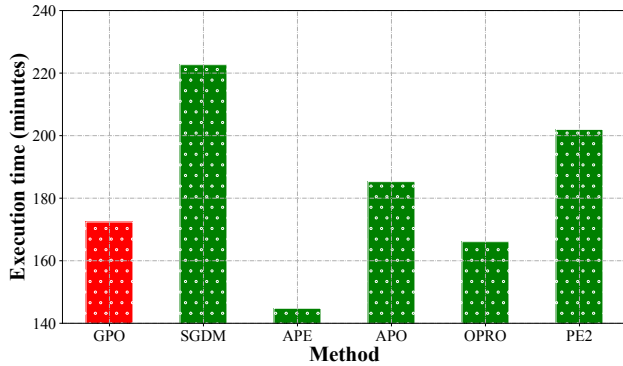


Figure 6: Execution time of LLM-based prompt optimizers

GSM8k and Word Sorting dataset in Table 10 and Table 11. It can be observed that as the number of steps increases, the optimized prompts contain more task-related information (*e.g.*, “Sort the given list of words in ascending alphabetical order, starting from the word with the lowest letter and ending with the word with the highest letter”) and fine-grained hints (*e.g.*, “Thoroughly strategize and meticulously plan every single aspect of your approach, leaving no room for oversight, and give utmost attention to even the smallest detail”) to better solve the task. In addition, we find that the optimized prompts do not contain information on specific task samples, leading to better generalizability and robustness.

D Prompts Optimized by Different Methods

In this part, we present the prompts optimized by all the methods on the lite BBH benchmark in Table 12, Table 13, Table 14 and Table 15.

E Detailed Experiment Results

In this section, we provide the detailed results of the experiment on MMLU in Table 16 and BBH in Table 17.

F Meta-Prompt

F.1 Analogical Analysis

Here are the meta-prompts we used in the Analogical Analysis Section of the main body.

Prompt+performance.

Below is the current prompt with its score. The score ranges from 0 to 100, and higher score indicates better quality.

Prompt: {current prompt}

Score: {current prompt score}

Step	Prompt
0	Let's think step by step.
1	Thinking step by step will help us find the solution.
2	Sort the given list of words in alphabetical order.
3	Arrange the given list of words in ascending order based on their alphabetical order.
4	Arrange the given list of words in alphabetical order, from A to Z.
5	Sort the given words in alphabetical order, from A to Z.
6	Arrange the given words in alphabetical order, from A to Z.
9	Arrange the given list of words in ascending alphabetical order, starting from the word with the lowest letter and ending with the word with the highest letter, disregarding case sensitivity.
12	Sort the given list of words in ascending alphabetical order, starting from the word with the lowest letter and ending with the word with the highest letter, while considering both uppercase and lowercase letters.

Table 11: Intermediate prompts optimized by GPO on Word Sorting dataset.

Methods	Optimized prompt
SGDM	Based on your current facing direction and any changes in direction, will following these step-by-step instructions, with explicit reference to direction and orientation, lead you back to the starting point?
APE	Will following the given set of instructions result in returning to the starting point?
APO	Based on the provided instructions, including the starting direction and the changes in direction throughout the sequence, determine if the person will return to the starting point.
OPRO	Think systematically and consider each step to determine the correct answer.
PE2	Carefully analyze the given instructions step by step and determine if you will return to the starting point.
GPO	Analyze the given step-by-step instructions in detail and determine if they will guide you back to the starting point. Carefully evaluate each instruction and vividly imagine the movements to make your decision.

Table 12: Prompts optimized by different methods on the Navigate task.

Prompt+performance+reflection

Your task is to point out the problems with the current prompt based on the wrong examples.

The current prompt is:
{current prompt}

But this prompt gets the following examples wrong.
You should analyze the differences between wrong predictions and ground truth answers, and carefully consider why this prompt led to incorrect predictions.

Below are the task examples with Question, Wrong prediction, and Ground truth answer.

{error demonstrations}

Give a reason why the prompt could have gotten these examples wrong.
Wrap the reason with START and END.

Summarization-based trajectory

Your task is to integrate the problems in the previous prompt and the current prompt.

Below are the problems that arose from the previous prompts.
{previous problems}

Below are the problems of the current prompt.
{current problem}

You should integrate the problems of the previous prompt and the current prompt.
Wrap the integrated problems with START and END.

Methods	Optimized prompt
SGDM	What specific aspects of storytelling style, narrative structure, plot structure, character development, and narrative techniques should be considered when finding a movie similar to films like Pulp Fiction, Forrest Gump, Dances with Wolves, and The Usual Suspects? Analyze these elements in each movie's construction and compare them against the given list to determine similarity. Focus on shared storytelling elements rather than thematic or genre similarities. Keep in mind that the most important factor in determining similarity might not be the overall theme or genre. Provide a single letter as your answer.
APE	Which of the following movies is most similar to the given movies based on their genre, themes, and plot elements? Choose the best option from the following choices:
APO	Which movie from the following options is most similar to the given movies, taking into account specific themes, plot, genre, characters, setting, tone, and style? Please provide a ranked list of the relevant elements mentioned above in determining similarity between movies. Consider the highest ranked element as the primary criteria and subsequent elements as secondary criteria in determining similarity. Additionally, consider the overall popularity and critical acclaim of the movies when making your selection. This will help ensure more accurate predictions.
OPRO	Which of the given movies is most similar to the listed options? Consider the movies Batman, The Usual Suspects, The Silence of the Lambs, and Jurassic Park. Choose the option that closely matches the given movies.
PE2	Select the movie option that is most closely related to the given list of movies after conducting a meticulous analysis.
GPO	Thoroughly analyze the themes, genres, and narrative elements of each film to identify the movie that best aligns with the provided options. Make a well-informed decision based on your comprehensive evaluation.

Table 13: Prompts optimized by different methods on the Movie Recommendation task.

Methods	Optimized prompt
SGDM	Count the number of items
APE	Develop a systematic approach to accurately determine the total number of items by counting each individual item separately and recording their corresponding quantities.
APO	What is the total count of mentioned items, considering each item individually without categorization and counting duplicates as separate items? Please provide the correct count as your output.
OPRO	How can we solve the problem by breaking it down step by step?
PE2	By employing a systematic and thorough approach, meticulously analyze each item in a step-by-step manner to precisely determine the total count.
GPO	Let's break down the problem systematically by deconstructing it into individual steps and accurately computing the total number of objects.

Table 14: Prompts optimized by different methods on the Object Counting task.

Retrieval-based trajectory

Below are the previous prompts with their scores. The score ranges from 0 to 100, and higher scores indicate better quality.

Prompt: {prompt1}
Score: {score1}

Prompt: {prompt2}
Score: {score2}

Prompt: {prompt3}
Score: {score3}

...

Editing-based refinement

Your task is to modify the current prompt to replace Prompt

Below is the current prompt with its score. The score ranges from 0 to 100, and higher score indicates better quality.

Prompt: {current prompt}
Score: {current prompt score}

The current prompt is:
{current prompt}

The following exemplars show how to apply the prompt: you replace Prompt in each input with your new prompt, then read the input and give an output. We say your output is wrong if it is different from the given output, and we say your output is correct if they are the same.

{task examples}

Modify the current prompt and get a new improved prompt to replace Prompt {prompt position description} in the task examples. Wrap the modified prompt with START and END.

Methods	Optimized prompt
SGDM	Sort the given words, alphabetically, in case-sensitive order, considering the entire word, including all characters. The sorting should be done in ascending order based on the lowercase versions of the words, while preserving the original case and considering the entire word.
APE	How would you sort the given list of words in alphabetical order, considering both uppercase and lowercase letters?
APO	Sort the given list of words in lowercase alphabetical order, taking into account all characters including special characters and numbers. Ensure that the sorting process is case-insensitive and considers all characters, including special characters and numbers. Convert all letters to lowercase before sorting. Consider special characters and numbers in the sorting process.
OPRO	Arrange the given words in alphabetical order by considering only the first letter of each word and exclude punctuation or special characters.
PE2	Analyze the given words and provide a sorted list in alphabetical order.
GPO	Arrange the following words in alphabetical order:

Table 15: Prompts optimized by different methods on the Word Sorting task.

Generation-based refinement

Your task is to write a prompt to replace Prompt.

Below is the current prompt with its score. The score ranges from 0 to 100, and higher score indicates better quality.

Prompt: {current prompt}

Score: {current prompt score}

The current prompt is:
{current prompt}

The following exemplars show how to apply the prompt: you replace Prompt in each input with your new prompt, then read the input and give an output. We say your output is wrong if it is different from the given output, and we say your output is correct if they are the same.

{task examples}

Write a new improved prompt to replace Prompt {prompt position description} in the task examples. Wrap the new prompt with START and END.

F.2 Experiment

Here are the meta-prompts we used in the Experiments Section of the main body.

APE

The meta-prompt for update:

Your task is to write a prompt to replace Prompt.

Below is the current prompt with its score. The score ranges from 0 to 100, and higher score indicates better quality.

Prompt: {current prompt}

Score: {current prompt score}

The current prompt is:
{current prompt}

The following exemplars show how to apply the prompt: you replace Prompt in each input with your new prompt, then read the input and give an output. We say your output is wrong if it is different from the given output, and we say your output is correct if they are the same.

{task examples}

Write a new improved prompt to replace Prompt {prompt position description} in the task examples. Wrap the new prompt with START and END.

The meta-prompt for gradient:

Your task is to point out the problems with the current prompt based on the wrong examples.

The current prompt is:
{current prompt}

But this prompt gets the following examples wrong. You should analyze the differences between wrong predictions and ground truth answers, and carefully consider why this prompt led to incorrect predictions.

Below are the task examples with Question, Wrong prediction, and Ground truth answer.

{error demonstrations}

Give a reason why the prompt could have gotten these examples wrong.
Wrap the reason with START and END.

The meta-prompt for update:

Your task is to modify the current prompt to replace Prompt.

Below is the current prompt with its score. The score ranges from 0 to 100, and higher score indicates better quality.

Prompt: {current prompt}
Score: {current prompt score}

The current prompt is:
{current prompt}

Below are the problems with this prompt.
{problems}

The following exemplars show how to apply the prompt: you replace Prompt in each input with your new prompt, then read the input and give an output. We say your output is wrong if it is different from the given output, and we say your output is correct if they are the same.

{task examples}

Modify the current prompt and get a new improved prompt to replace Prompt {prompt position description} in the task examples.
Wrap the modified prompt with START and END.

The meta-prompt for update:

Your task is to write a prompt to replace Prompt.

Below are the previous prompts with their scores. The score ranges from 0 to 100, and higher scores indicate better quality.

Prompt: {prompt1}
Score: {score1}

Prompt: {prompt2}
Score: {score2}

Prompt: {prompt3}
Score: {score3}

...

The current prompt is:
{current prompt}

The following exemplars show how to apply the prompt: you replace Prompt in each input with your new prompt, then read the input and give an output. We say your output is wrong if it is different from the given output, and we say your output is correct if they are the same.

{task examples}

Carefully analyze the previous prompts and their scores, and write a new improved prompt to replace Prompt {prompt position description} in the task examples.
Wrap the new prompt with START and END.

The meta-prompt for gradient:

Your task is to point out the problems with the current prompt based on the wrong examples.

The current prompt is:

{current prompt}

But this prompt gets the following examples wrong.

You should analyze the differences between wrong predictions and ground truth answers, and carefully consider why this prompt led to incorrect predictions.

Below are the task examples with Question, Wrong prediction, and Ground truth answer.

{error demonstrations}

Give a reason why the prompt could have gotten these examples wrong.

Wrap the reason with START and END.

The meta-prompt for update:

Your task is to write a prompt to replace Prompt.

Below are the previous prompts with their scores. The score ranges from 0 to 100, and higher scores indicate better quality.

Prompt: {prompt1}

Score: {score1}

Prompt: {prompt2}

Score: {score2}

Prompt: {prompt3}

Score: {score3}

...

The current prompt is:

{current prompt}

Below are the problems with this prompt.

{problems}

The following exemplars show how to apply the prompt: you replace Prompt in each input with your new prompt, then read the input and give an output. We say your output is wrong if it is different from the given output, and we say your output is correct if they are the same.

{task examples}

Carefully analyze the previous prompts and their scores, and write a new improved prompt to replace Prompt {prompt position description} in the task examples.

You are allowed to change up to {modified word number} words in the current prompt.

Wrap the new prompt with START and END.

The meta-prompt for gradient:

Your task is to point out the problems with the current prompt based on the wrong examples.

The current prompt is:

{current prompt}

But this prompt gets the following examples wrong.

You should analyze the differences between wrong predictions and ground truth answers, and carefully consider why this prompt led to incorrect predictions.

Below are the task examples with Question, Wrong prediction, and Ground truth answer.

{error demonstrations}

Give a reason why the prompt could have gotten these examples wrong.

Wrap the reason with START and END.

The meta-prompt for momentum:

Your task is to integrate the problems in the previous prompt and the current prompt.

Below are the problems that arose from the previous prompts.

{previous problems}

Below are the problems of the current prompt.

{current problem}

You should integrate the problems of the previous prompt and the current prompt.

Wrap the integrated problems with START and END.

The meta-prompt for update:

Your task is to modify the current prompt to replace Prompt.

Below is the current prompt with its score. The score ranges from 0 to 100, and higher score indicates better quality.

Prompt: {current prompt}

Score: {current prompt score}

The current prompt is:

{current prompt}

Below are the problems with this prompt.

{problems}

The following exemplars show how to apply the prompt: you replace Prompt in each input with your new prompt, then read the input and give an output. We say your output is wrong if it is different from the given output, and we say your output is correct if they are the same.

{task examples}

Modify the current prompt and get a new improved prompt to replace Prompt {prompt position description} in the task examples.

Wrap the modified prompt with START and END.

The meta-prompt for update:

Your task is to write a prompt to replace Prompt.

Below are the previous prompts with their scores. The score ranges from 0 to 100, and higher scores indicate better quality.

Prompt: {prompt1}
Score: {score1}

Prompt: {prompt2}
Score: {score2}

Prompt: {prompt3}
Score: {score3}

...

The current prompt is:
{current prompt}

The following exemplars show how to apply the prompt: you replace Prompt in each input with your new prompt, then read the input and give an output. We say your output is wrong if it is different from the given output, and we say your output is correct if they are the same.

{task examples}

Carefully analyze the previous prompts and their scores, and write a new improved prompt to replace Prompt {prompt position description} in the task examples.

You are allowed to change up to {modified word number} words in the current prompt.

Wrap the new prompt with START and END.

MMLU Tasks	Empty	CoT	SGDM	APE	APO	OPRO	PE2	GPO
abstract algebra	27.12	22.03	27.33	32.20	27.12	25.42	30.51	32.20
anatomy	28.33	26.67	23.33	30.00	28.33	31.67	30.00	36.67
astronomy	35.00	36.67	38.33	33.33	35.00	43.33	41.67	41.67
business ethics	37.29	35.59	31.67	27.12	37.29	35.59	45.76	37.29
clinical knowledge	36.67	41.67	43.33	38.33	40.00	38.33	36.67	38.33
college biology	36.67	38.33	45.00	43.33	43.33	45.00	45.00	48.33
college chemistry	37.29	33.90	33.90	35.59	35.59	40.68	37.29	38.98
college computer science	37.29	38.98	33.33	40.68	35.59	38.98	38.98	37.29
college mathematics	30.51	27.12	38.98	30.51	38.98	32.20	32.20	33.90
college medicine	30.00	40.00	31.45	33.33	31.67	28.33	26.67	31.67
college physics	23.33	31.67	36.67	36.67	35.00	33.90	38.98	31.67
computer security	44.07	37.29	44.07	38.98	42.37	38.98	33.90	35.59
conceptual physics	28.33	38.33	35.00	41.67	35.00	36.67	35.00	33.33
econometrics	25.00	28.33	23.33	28.33	26.67	31.67	23.33	26.67
electrical engineering	35.00	31.67	35.00	35.00	31.67	40.00	30.00	40.00
elementary mathematics	33.33	33.33	36.67	33.33	33.33	36.67	33.33	36.67
formal logic	40.00	46.67	35.00	36.67	38.33	45.00	43.33	36.67
global facts	40.68	32.20	35.33	35.59	38.98	35.59	23.73	35.59
high school biology	28.33	43.33	30.00	33.33	26.67	31.67	33.33	31.67
high school chemistry	28.33	26.67	28.67	31.67	31.67	23.33	30.00	35.00
high school computer science	20.34	28.81	23.73	20.34	30.51	20.34	23.73	22.03
high school european history	41.67	48.33	40.00	46.67	41.67	45.00	48.33	48.33
high school geography	48.33	50.00	40.00	45.00	45.00	50.00	51.67	51.67
high school government and politics	45.00	45.00	35.00	43.33	45.00	41.67	50.00	50.00
high school macroeconomics	45.00	30.00	46.67	36.67	46.67	43.33	46.67	48.33
high school mathematics	18.33	21.67	18.33	25.00	18.33	25.00	20.00	23.33
high school microeconomics	31.67	33.33	35.00	35.00	38.33	31.67	35.00	41.67
high school physics	31.67	35.00	30.00	28.33	28.33	35.00	33.33	31.67
high school psychology	48.33	53.33	50.00	55.00	58.33	53.33	55.00	53.33
high school statistics	36.67	35.00	35.00	30.00	36.67	40.00	35.00	36.67
high school us history	41.67	38.33	38.33	38.33	40.00	41.67	40.00	38.33
high school world history	43.33	46.67	41.67	41.67	43.33	45.00	40.00	43.33
human aging	28.33	26.67	38.33	38.33	35.00	30.00	41.67	40.00
human sexuality	30.00	33.33	31.67	38.33	40.00	38.33	45.00	40.00
international law	38.33	40.00	40.00	41.33	38.33	33.33	40.00	38.33
jurisprudence	35.00	40.00	38.67	38.33	33.33	23.33	43.33	38.33
logical fallacies	40.00	30.00	38.33	40.00	40.00	40.00	30.00	35.00
machine learning	30.00	31.67	31.67	36.67	36.67	41.67	40.00	38.33
management	40.00	46.67	40.00	41.67	48.33	41.67	46.67	43.33
marketing	43.33	46.67	38.33	46.67	45.00	40.67	48.67	56.67
medical genetics	40.68	47.46	47.55	45.76	40.68	38.98	42.37	35.59
miscellaneous	43.33	40.00	36.67	36.67	33.33	40.00	36.67	40.00
moral disputes	26.67	25.00	38.33	28.33	21.67	28.33	30.00	30.00
moral scenarios	30.00	11.67	30.00	31.67	45.00	33.33	26.67	31.67
nutrition	45.00	36.67	40.00	48.33	45.00	43.33	48.33	41.67
philosophy	28.33	33.33	45.00	40.00	40.00	50.00	36.67	45.00
prehistory	25.00	28.33	23.33	31.67	26.67	28.33	20.00	28.33
professional accounting	26.67	23.33	38.33	25.00	28.33	45.00	26.67	30.00
professional law	33.33	33.33	33.33	35.00	31.67	35.00	31.67	33.33
professional medicine	45.00	38.33	43.33	43.33	45.00	38.33	40.00	43.33
professional psychology	38.33	35.00	48.33	33.33	35.00	40.00	35.00	43.33
public relations	35.00	36.67	38.33	41.67	41.67	36.78	38.33	40.00
security studies	48.33	46.67	46.67	45.00	56.67	56.67	48.33	50.00
sociology	46.67	45.00	51.67	46.67	48.33	50.00	51.67	55.00
us foreign policy	59.32	55.93	55.93	55.93	57.63	49.15	57.63	59.32
virology	26.67	25.00	30.00	33.33	28.33	26.67	33.33	28.33
world religions	51.67	60.00	56.67	53.33	43.33	55.00	63.33	58.33
Average	35.96	36.36	37.20	37.50	37.71	38.05	38.07	39.14

Table 16: Detailed Results (Accuracy%) on MMLU.

BBH Tasks	Empty	CoT	SGDM	APE	APO	OPRO	PE2	GPO
Boolean Expressions	38.89	43.06	48.61	58.33	43.75	42.36	45.14	51.39
Causal Judgement	28.04	23.36	46.73	44.86	42.99	49.53	50.47	47.66
Date Understanding	29.86	36.11	34.03	22.22	35.42	34.72	34.72	33.33
Disambiguation QA	53.47	37.50	46.53	33.33	40.97	29.17	34.03	47.92
Dyck Languages	1.39	2.78	5.56	7.64	2.78	4.86	2.08	4.17
Formal Fallacies	59.03	54.17	55.56	54.86	54.86	48.61	45.83	55.56
Geometric Shapes	6.94	14.58	24.31	22.92	29.17	22.22	27.08	28.47
Hyperbaton	49.31	63.89	63.19	61.81	61.55	75.00	65.97	62.50
Logical Deduction (five objects)	20.83	22.92	25.69	22.92	24.31	23.91	25.00	23.61
Logical Deduction (seven objects)	19.44	17.36	13.89	12.50	13.19	18.75	16.67	17.36
Logical Deduction (three objects)	45.14	36.11	37.50	42.36	34.72	36.81	36.81	41.67
Movie Recommendation	27.08	27.78	48.61	50.69	48.61	52.08	54.17	50.69
Multi-Step Arithmetic	0.00	2.08	0.69	2.78	2.08	0.00	3.47	2.78
Navigate	44.44	43.75	59.03	51.39	49.57	49.84	47.22	51.93
Object Counting	32.64	36.81	36.81	43.75	50.69	44.44	45.83	50.86
Penguins in a Table	31.71	19.51	29.27	26.83	20.73	24.39	20.73	26.83
Reasoning about Colored Objects	29.17	22.92	22.92	21.53	21.53	25.00	21.53	20.83
Ruin Names	27.78	30.56	23.61	30.56	29.17	27.78	29.86	31.94
Salient Translation Error Detection	15.97	13.19	7.64	15.28	18.75	19.44	23.61	18.75
Snarks	46.08	59.80	62.75	64.71	52.94	56.86	59.80	63.73
Sports Understanding	54.86	59.72	59.72	52.08	63.19	59.03	63.19	62.50
Temporal Sequences	20.83	22.92	27.78	19.44	29.17	22.22	25.00	23.61
Tracking Shuffled Objects (five objs)	18.06	10.42	11.81	12.84	10.42	16.67	12.50	17.36
Tracking Shuffled Objects (seven objs)	14.58	9.72	13.19	17.36	10.42	17.36	13.19	16.67
Tracking Shuffled Objects (three objs)	36.11	32.64	30.56	29.86	34.72	29.86	33.33	34.03
Web of Lies	47.22	47.22	45.14	44.44	52.08	45.83	44.44	49.01
Word Sorting	25.00	16.67	18.08	22.22	12.50	22.19	20.83	21.53
All Tasks (avg)	30.51	29.91	33.30	32.94	32.97	33.29	33.43	35.43

Table 17: Detailed Results (Accuracy (%)) on the BBH benchmark.