

Superconducting-transition-temperature dependence of superfluid density and conductivity in pressurized cuprate superconductors

Jinyu Zhao^{1,4*}, Shu Cai^{2*}, Yiwen Chen^{1,4*}, Genda Gu³, Hongtao Yan¹, Jing Guo¹, Jinyu Han^{1,4}, Pengyu Wang^{1,4}, Yazhou Zhou¹, Yanchun Li⁵, Xiaodong Li⁵, Zhian Ren¹, Qi Wu¹, Xingjiang Zhou^{1,4}, Yang Ding², Tao Xiang^{1,4,6}, Ho-kwang Mao² and Liling Sun^{1,2,4†}

¹*Institute of Physics, Chinese Academy of Sciences, Beijing 100190, China*

²*Center for High Pressure Science & Technology Advanced Research, 100094 Beijing, China*

³*Condensed Matter Physics & Materials Science Department, Brookhaven National Laboratory, NY, 11973-5000 USA*

⁴*University of Chinese Academy of Sciences, Beijing 100190, China*

⁵*Institute of High Energy Physics, Chinese Academy of Science, Beijing 100049, China*

⁶*Beijing Academy of Quantum Information Sciences, Beijing 100193, China*

What factors fundamentally determine the value of superconducting transition temperature (T_c) in high temperature superconductors has been the subject of intense debate. Following the establishment of an empirical law known as Homes' law, there is a growing consensus in the community that the T_c value of the cuprate superconductors is closely linked to its superfluid density (ρ_s) and conductivity (σ). However, all the data supporting this empirical law ($\rho_s = A \sigma T_c$) have been obtained from the ambient-pressure superconductors. In this study, we present the first high-pressure results about the connection of these two quantities of ρ_s and σ with T_c , through the studies on the $\text{Bi}_{1.74}\text{Pb}_{0.38}\text{Sr}_{1.88}\text{CuO}_{6+\delta}$ and $\text{Bi}_2\text{Sr}_2\text{CaCu}_2\text{O}_{8+\delta}$, in which the value of their high-pressure resistivity ($\rho=1/\sigma$) is achieved by adopting our newly established method, while the quantity of ρ_s is extracted using the Homes' law. We highlight that the T_c values are strongly linked the two joint response factors of magnetic field and electric field, *i.e.* ρ_s and σ , respectively, implying that the physics governing the determination of T_c is influenced by the intrinsic electromagnetic fields of the system.

There are more than two hundred copper-oxide (cuprate) superconductors have been found after the discovery of superconductivity in Ba-doped La_2CuO_4 ¹⁻³, in which their T_c values vary widely from 35 K in Ba-doped La_2CuO_4 to 134 K in $\text{HgBa}_2\text{Ca}_2\text{Cu}_3\text{O}_9$ at ambient pressure⁴, and to 164 K under the pressure of 30 GPa⁵. Despite intense investigations have been done in the past decades, the issues about why the critical transition temperature (T_c) is high for some cuprate superconductors and low for some others, why T_c can be tuned by the parameters such as doping, pressure or magnetic field, and what the physical quantities decisively control the superconducting properties, are still on the list of mysteries of the condensed matter physics⁶⁻²⁵. Previous studies by Uemura *et al* found that T_c of the superconductors is associated with the superfluid density (referred to as Uemura's law)²⁶, however this law works well only for the under-doped high- T_c superconductors. Based on the Uemura's law and other experimental data, a more powerful empirical law was proposed by Homes *et al* (known as Homes' law)^{11, 12}, which states that the superfluid density (ρ_s) in the ground state and the normal-state conductivity (σ) just above T_c are directly connected to the T_c value of both conventional and high-temperature superconductors - $\rho_s = A\sigma \times T_c$ (A is a constant). Currently, Homes' law provides a reasonable description for many ambient-pressure superconducting materials, however, the validity of this law for superconductors under high pressure remains largely unknown. If we assume that Homes' law is applicable to all bulk superconductors, it should hold true for superconductors that can be tuned through various methods. To know the connection of the superconductivity in compressed high- T_c superconducting materials with

superfluid density and normal-state conductivity, we performed high-pressure resistance measurements on the bulk cuprate superconductors that contain single and double CuO_2 planes in a unit cell. Subsequently, we utilized our newly established method to convert the measured resistance under pressure into resistivity²⁷, enabling us to examine the correlation among the three physical quantities, T_c , σ and ρ_s , with increasing pressure.

Figure 1 illustrates the temperature dependence of *in-plane* resistance for three over-doped $\text{Bi}_{1.74}\text{Pb}_{0.38}\text{Sr}_{1.88}\text{CuO}_{6+\delta}$ (referred to as Bi-2201) single crystals, measured at different pressures. As shown in Fig.1a-1c, the three samples display comparable superconducting transition temperatures (18 K, 19 K, and 21 K, respectively) at ambient pressure. Furthermore, we observed that the normal-state resistance of these samples initially decreases until it reaches a minimum value. For Sample #1, this minimum resistance occurs at 4.1 GPa, for Sample #2 at 4.0 GPa, and for Sample #3 at 3.8 GPa (Fig. 1a-1c). However, beyond these pressure points, the normal-state resistance increases significantly with further compression. To determine the normal-state conductivity (σ) for the three superconducting samples, we employed our newly established method²⁷ to convert the measured resistance values to resistivity (ρ). Subsequently, we obtained σ by taking the reciprocal of ρ ($\sigma = 1/\rho$). The obtained resistivity versus temperature were then plotted in Fig. 1d-1f.

It is generally believed that the stability of superconductivity is usually related to the crystal structure. To investigate the structure stability of the compressed sample, we conducted the high-pressure synchrotron X-ray diffraction measurements on the

Bi_{1.74}Pb_{0.38}Sr_{1.88}CuO_{6+δ} sample at 300 K at 4W2 beamline of the Beijing Synchrotron Radiation Facility. As shown in Fig.2a, all the peaks observed in the X-ray diffraction measurements can be precisely indexed by the orthorhombic structure in space group *Pnan*. Notably, no new peaks were detected within the pressure range of up to 20.5 GPa. Based on the analysis results, we obtained the lattice parameters and volume as a function of pressure (Fig. 2b-2d). It is seen that the lattice parameters and volume consistently decrease as the pressure increases, indicating that no structural phase transition occurs within the pressure range investigated. This lack of structural phase transition is essential for the successful implementation of our method to convert resistance to resistivity²⁷.

We summarize our high-pressure results of the coevolution of T_c , σ , and the value of ρ_s calculated through Homs' law for the over-doped Bi-2201 in the pressure- T_c phase diagram (Fig. 3a-3c), together with the results achieved from the over-doped Bi-2212 sample (Fig. 3d-3f) for comparison. To assess the validity of the ρ_s value obtained using our method, we performed extrapolation of our high-pressure data ($\rho_s(P)$) to ambient pressure and compared the extrapolated ambient-pressure ρ_s values (1.5×10^7 cm⁻² for Bi-2201 and 9.4×10^7 cm⁻² for Bi-2212) with the ambient-pressure ρ_s values (1.2×10^7 cm⁻² for Bi-2201 and 9.3×10^7 cm⁻² for Bi-2212) reported for these two types of materials^{28,29} (see red diamond and circle in Fig.3c and 3f). Encouragingly, we found that they exhibit good agreement, indicating the reliability of the $\rho_s(P)$ obtained from our high-pressure investigation.

From the results observed at ambient pressure, we note that the average T_c value of

the three Bi-2201 samples is about 19.3 K (Fig.3a), which is significantly lower than that of the Bi-2212 sample (Fig.3d). The reason behind the higher T_c value in Bi-2212 compared to Bi-2201 still lacks a comprehensive explanation based on experimental data, although some theoretical investigations proposed that this difference is primarily attributed to the coupling between the layers³⁰⁻³². In order to unravel this puzzle, we conducted estimations of the pressure dependence of conductivity (σ) and superfluid density (ρ_s) for these two different kinds of materials (Fig.3b-3c, Fig.3e-3f and SI). Interestingly, we found that although the ambient-pressure σ values at T_c for both Bi-2201 and Bi-2212 are basically at the same level (Fig.3b and 3e), but the ρ_s value of the Bi-2201 samples is nearly 10 times lower than that of Bi-2212 (Fig.3c and 3f), suggesting that the superfluid density (ρ_s) plays a crucial role in determining the T_c values of high- T_c superconductors.

Furthermore, we also found that the superconducting transition temperatures (T_c) of these two kinds of superconductors exhibit low sensitivity to the pressure applied in the experimental range investigated (Fig.3a and 3d). In contrast, both the conductivity (σ) and superfluid density (ρ_s) display significant changes as the pressure increases, exhibiting a dome-like shape (Fig.3b-3c and Fig.3e-3f). These results notably highlight that the T_c value of the given material is influenced not only by its superfluid density (ρ_s) but also by the conductivity (σ) at T_c . In other words, the T_c value of a superconductor is closely linked to the ratio of ρ_s/σ , which serves as a combined response factor reflecting the intrinsic electromagnetic state of the superconducting system to external electromagnetic fields^{12, 33}. To provide a clearer representation of the

relationship between the relevant physical quantities governing T_c , we reformulate Homes' law as $T_c = (1/A) \times (\rho_s/\sigma)$, where T_c is proportional to the ratio of the response coefficients of magnetic field (ρ_s) to electric field (σ). This revised formulation may provide a plausible explanation for why T_c remains insensitive to external pressure while being influenced by $\rho_s(P)$ and $\sigma(P)$.

Finally, we propose that the dome-like evolution of ρ_s and σ with pressure may be attributed to the interplay between the effects of hole-doping and pressure on the metallization process and the subsequent development of superconductivity. It is expected that our results obtained from the compressed high- T_c superconductors and the reformulated Homes' law ($T_c = (1/A) \times (\rho_s/\sigma)$) may provide valuable insights for a better understanding on the mechanism of the high- T_c superconductors, a longstanding challenge of condensed matter physics and material sciences.

These authors with star (*) contributed equally to this work.

Correspondence and requests for materials should be addressed to Liling Sun (llsun@iphy.ac.cn or liling.sun@hpstar.ac.cn)

Acknowledgements

The work in China was supported by the National Key Research and Development Program of China (Grant No. 2021YFA1401800 and 2022YFA1403900), the NSF of China (Grant Numbers Grants No. U2032214, 12122414, 12104487 and 12004419) and the Strategic Priority Research Program (B) of the Chinese Academy of Sciences

(Grant No. XDB25000000). The work at BNL was supported by the US Department of Energy, office of Basic Energy Sciences, contract no. DOE-sc0012704.

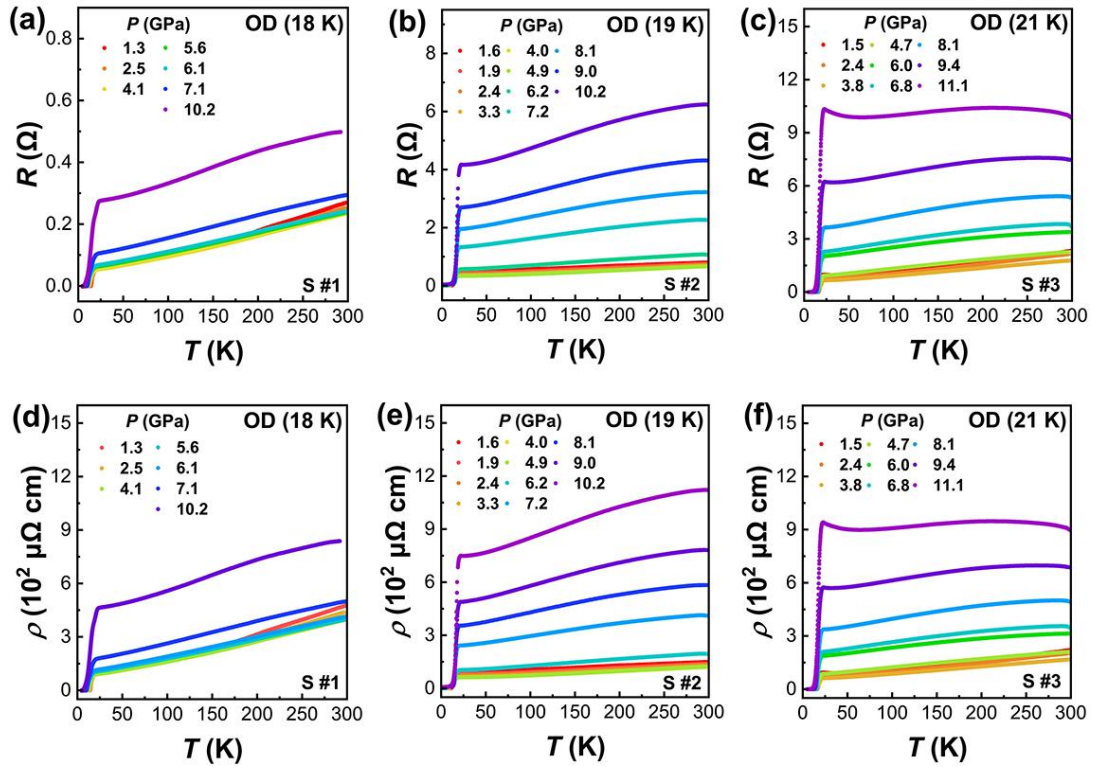


Figure 1 The transport properties of the over doped $\text{Bi}_{1.74}\text{Pb}_{0.38}\text{Sr}_{1.88}\text{CuO}_{6+\delta}$ (Bi-2201) superconductors. (a)-(c) Temperature dependence of the electrical resistance at different pressures for the three samples with superconducting transition temperature (T_c) of 18 K, 19 K and 21K, respectively. (d-f) Resistivity versus temperature for the same three samples. OD stands for the over-doped samples.

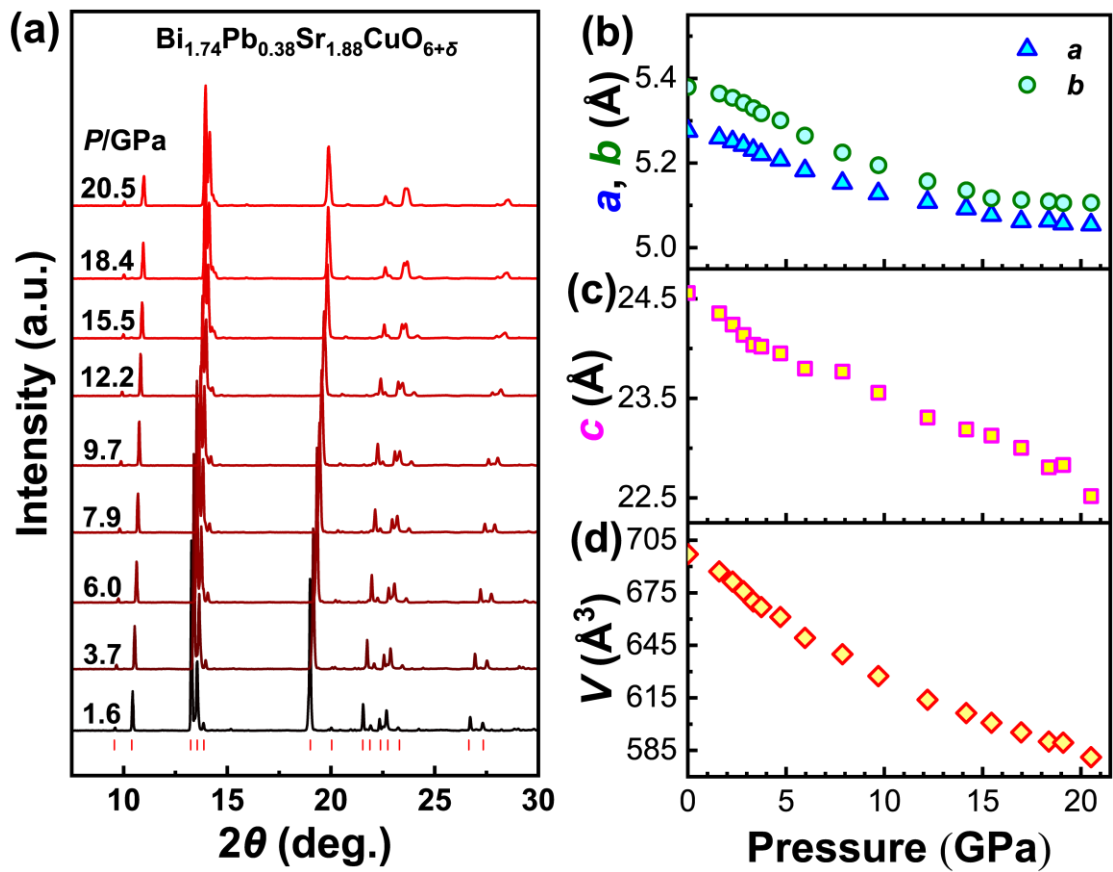


Figure 2 High-pressure structural information of the $\text{Bi}_{1.74}\text{Pb}_{0.38}\text{Sr}_{1.88}\text{CuO}_{6+\delta}$ (Bi-2201) superconductor at room temperature. (a) X-ray diffraction patterns collected at different pressures. All peaks can be indexed well by the orthorhombic structure in space group $Pnan$. (b) and (c) Pressure dependences of lattice parameters (a , b and c). (d) Volume (V) as a function of pressure. All the data indicates that no structural phase transition occurs in the pressure range investigated.

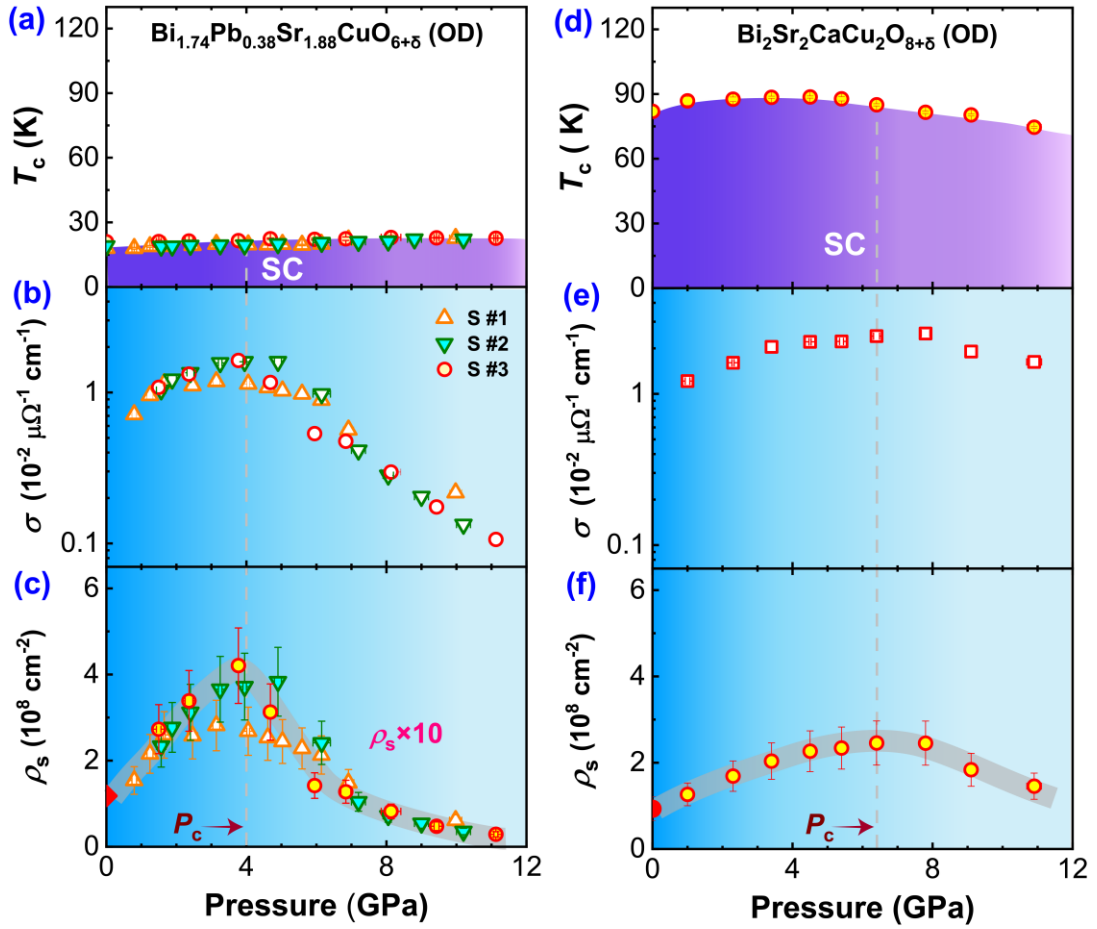


Figure 3 Summary of the superconducting transition temperature (T_c), conductivity (σ) and superfluid density (ρ_s) as a function of pressure for the over doped $\text{Bi}_{1.74}\text{Pb}_{0.38}\text{Sr}_{1.88}\text{CuO}_{6+\delta}$ (Bi-2201) and slightly over doped $\text{Bi}_2\text{Sr}_2\text{CaCu}_2\text{O}_{8+\delta}$ (Bi-2212) superconductors. (a) and (d) Pressure- T_c phase diagram for the Bi-2201 and Bi-2212 superconductors. The data displayed in Fig. 3(d) are taken from Ref. 34. (b) and (e) Pressure dependence of σ for the Bi-2201 and Bi-2212 superconductors. The data displayed in Fig. 3(e) are extracted from the results reported in Ref. 34. (c) and (f) Plots of ρ_s (red circle, orange and green triangles) versus pressure. The red diamond and solid represent the ambient-pressure superfluid density taken from the Ref. 28 and Ref. 29 respectively, the values of which are consistent with the ones extrapolated from our high pressure data.

References

- [1] Bednorz J G and Müller K A 1986 *Z. Phys. B-Condens. Matter* **64** 189-193
- [2] Wu M K, Ashburn J R, Torng C J, Hor P H, Meng R L, Gao L, Huang Z J, Wang Y Q and Chu C W 1987 *Phys. Rev. Lett.* **58** 908-910
- [3] Chu C W, Deng L Z and Lv B 2015 *Physica C* **514** 290-313
- [4] Schilling A, Cantoni M, Guo J D and Ott H R 1993 *Nature* **363** 56-58
- [5] Gao L, Xue Y Y, Chen F, Xiong Q, Meng R L, Ramirez D, Chu C W, Eggert J H and Mao H K 1994 *Phys. Rev. B Condens. Matter* **50** 4260-4263
- [6] Dagotto E 1994 *Rev. Mod. Phys.* **66** 763-840
- [7] Ding H, Yokoya T, Campuzano J C, Takahashi T, Randeria M, Norman M R, Mochiku T, Kadowaki K and Giapintzakis J 1996 *Nature* **382** 51-54
- [8] Orenstein J and Millis A J 2000 *Science* **288** 468-475
- [9] Norman M R and Pepin C 2003 *Rep. Prog. Phys.* **66** 1547-1610
- [10] Hussey N E, Abdel-Jawad M, Carrington A, Mackenzie A P and Balicas L 2003 *Nature* **425** 814-817
- [11] Homes C C, Dordevic S V, Strongin M, Bonn D A, Liang R, Hardy W N, Komiya S, Ando Y, Yu G, Kaneko N, Zhao X, Greven M, Basov D N and Timusk T 2004 *Nature* **430** 539-541
- [12] Zaanen J 2004 *Nature* **430** 512-513
- [13] Coleman P and Schofield A J 2005 *Nature* **433** 226-229
- [14] Zaanen J 2006 *Nat. Phys.* **2** 138-143
- [15] Lee P A, Nagaosa N and Wen X G 2006 *Rev. Mod. Phys.* **78** 17-85
- [16] Chen X J, Struzhkin V V, Yu Y, Goncharov A F, Lin C T, Mao H K and Hemley R J 2010 *Nature* **466** 950-953
- [17] Wu J, Pelleg O, Logvenov G, Bollinger A T, Sun Y J, Boebinger G S, Vanevic M, Radovic Z and Bozovic I 2013 *Nat. Mater* **12** 877-881
- [18] Keimer B, Kivelson S A, Norman M R, Uchida S and Zaanen J 2015 *Nature* **518** 179-186
- [19] Vishik I M 2018 *Rep. Prog. Phys.* **81** 062501
- [20] Zaanen J 2016 *Nature* **536** 282-283

- [21] Bozovic I, He X, Wu J and Bollinger A T 2016 *Nature* **536** 309-311
- [22] Zaanen J 2019 *Scipost Phys.* **6** 061
- [23] Proust C and Taillefer L 2019 *Annu. Rev. Condens. Matter Phys.* **10** 409-429
- [24] Deng L, Zheng Y, Wu Z, Huyan S, Wu H C, Nie Y, Cho K and Chu C W 2019 *Proc. Natl. Acad. Sci. USA* **116** 2004-2008
- [25] Greene R L, Mandal P R, Poniatowski N R and Sarkar T 2020 *Annu. Rev. Condens. Matter Phys.* **11** 213-229
- [26] Uemura Y J, Luke G M, Sternlieb B J, Brewer J H, Carolan J F, Hardy W N, Kadono R, Kempton J R, Kiefl R F, Kreitzman S R, Mulhern P, Riseman T M, Williams D L, Yang B X, Uchida S, Takagi H, Gopalakrishnan J, Sleight A W, Subramanian M A, Chien C L, Cieplak M Z, Xiao G, Lee V Y, Statt B W, Stronach C E, Kossler W J and Yu X H 1989 *Phys. Rev. Lett.* **62** 2317-2320
- [27] Sun L, Wu Q, Cai S, Ding Y and Mao H K, *to be published*
- [28] Triscone G, Chae M S, de Andrade M C and Maple M B 1997 *Physica C: Superconductivity* **290** 188-205
- [29] Hwang J, Timusk T and Gu G D 2007 *Journal of Physics: Condensed Matter* **19** 125208
- [30] Chakravarty S, Kee H Y and Volker K 2004 *Nature* **428** 53-55
- [31] Wu J B, Pei M X and Wang Q H 2005 *Phys. Rev. B* **71** 172507
- [32] Zaleski T A and Kopeć T K 2005 *Phys. Rev. B* **71** 014519
- [33] Xiang T and Wu C J 2022 *D-wave Superconductivity*, 1st edn. (Cambridge University Press)
- [34] Zhou Y Z, Guo J, Cai S, Zhao J Y, Guo G, Lin C T, Yan H T, Huang C, Yang C L, Long S J, Gong Y, Li Y C, Li X D, Wu Q, Hu J P, Zhou X J, Xiang T and Sun L L 2022 *Nat. Phys.* **18** 406-410