

CONTINUOUS FAMILY OF SURFACES TRANSLATING BY POWERS OF GAUSS CURVATURE

BEOMJUN CHOI, KYEONGSU CHOI, AND SOOJUNG KIM

ABSTRACT. This paper shows the existence of convex translating surfaces under the flow by the α -th power of Gauss curvature for the sub-affine-critical regime $0 < \alpha < 1/4$. The key aspect of our study is that our ansatz at infinity is the graph of homogeneous functions whose level sets are closed curves shrinking under the flow by the $\frac{\alpha}{1-\alpha}$ -th power of curvature. For each ansatz, we construct a family of translating surfaces generated by the Jacobi fields with effective growth rates. Moreover, the construction shows quantitative estimate on the rate of convergence between different translators to each other, which is required to show the continuity of the family. As a result, the family is regarded as a topological manifold. The construction in this paper will become the ground of forthcoming research, where we aim to prove that every translating surface must correspond to one of the solutions obtained herein, classifying translating surfaces and identifying the topology of the moduli space.

CONTENTS

1. Introduction	1
2. Preliminaries and main result	5
2.1. Change of coordinates	5
2.2. Function space	7
2.3. Main result	8
3. Existence on exterior domains	9
4. Construction of global barriers	16
5. Proof of Theorem 2.9	27
Appendix A. Support functions of level curves	30
Appendix B. Interior regularity estimate	32
Acknowledgments	33
References	34

1. INTRODUCTION

The α -Gauss curvature flow (α -GCF) is the evolution of complete convex hypersurfaces under the speed of α -th power of Gaussian curvature in the inner-pointing¹ normal direction. A convex hypersurface Σ is a translating soliton (or simply a translator) under the α -GCF if $\Sigma_t = \Sigma + vt$ is an α -GCF for some $v \in \mathbb{R}^3$. The translator Σ satisfies the equation

$$(1.1) \quad K^\alpha = \langle -\nu, v \rangle,$$

at every point X on the hypersurface Σ . Here, K and ν denote the Gauss curvature and the unit outward-pointing normal vector at X , respectively. Throughout this paper, let us fix $v = \mathbf{e}_3$. If a translator is an entire smooth convex graph $x_3 = u(x_1, x_2)$, the translator equation for $u(x)$ becomes

$$(1.2) \quad \det D^2 u = (1 + |Du|^2)^{2 - \frac{1}{2\alpha}}.$$

¹The convex hull of the image surface Σ_t is the inside region when Σ_t is non-compact.

The main result of this paper addresses the existence of smooth entire convex graphical translators for sub-affine-critical powers $\alpha < 1/4$. Note that not all translators in all ranges of $\alpha > 0$ are entire strictly convex graphs [22, 23]. In forthcoming paper(s), we will show that every complete convex hypersurface that satisfies the translator equation (1.1) in a generalized sense, for some $\alpha \in (0, 1/4)$, has to be the graph of entire smooth strictly convex function.

The equation for translating solitons under the α -GCF can be written for higher dimensional space. In \mathbb{R}^{n+1} , a graphical equation for $x_{n+1} = u(x)$ is

$$(1.3) \quad \det D^2u = (1 + |Du|^2)^{\frac{n+2}{2} - \frac{1}{2\alpha}}.$$

The existence and classification for solutions to Monge-Ampere equations have been studied for decades and the most promising result is established for the affine-critical case $\alpha = \frac{1}{n+2}$, i.e., the equation with a homogeneous constant right-hand side $\det D^2u = 1$ on \mathbb{R}^n for all dimensions $n \geq 1$. By the celebrated result of Jörgens, Calabi, and Pogorelov, the entire convex solutions are quadratic polynomials [21, 19, 6, 8, 3]. There are extensions of this result by Caffarelli–Y. Li [4] to the case when the right-hand side is constant outside of a compact set, and by Y. Li–S. Lu [5, 20] to the case with the periodic right-hand side.

Urbas [22, 23] showed that if $\alpha > \frac{1}{2}$, each translator has to be a graph over a bounded convex domain $\Omega \subset \mathbb{R}^n$. Conversely, given a convex open bounded domain $\Omega \subset \mathbb{R}^n$ and $\alpha > \frac{1}{2}$, there exists a unique translator Σ under the α -GCF which is asymptotic to $\partial\Omega \times \mathbb{R}$. Moreover, he proved that Σ is strictly convex and smooth in $\Omega \times \mathbb{R}$. In general, the translators attract nearby non-compact flows; see [11, 10]. Moreover, the translator is the only non-compact ancient solution in each $\Omega \times \mathbb{R}$; see [9].

For $\alpha \leq \frac{1}{2}$ and $\alpha \neq \frac{1}{n+2}$, to our knowledge, no complete classification is known. In [18], H. Jian–X.J. Wang constructed infinitely many solutions for $\alpha \leq \frac{1}{2}$, and also showed that Ω should be the entire space \mathbb{R}^n for $\alpha < \frac{1}{n+1}$. To be specific, they showed that given an ellipsoid $E \subset \mathbb{R}^n$, there exists a solution u satisfying $u(0) = 0$ and $Du(0) = 0$, such that E is homothetic to the John ellipsoid of the level set $\{x \in \mathbb{R}^n : u^*(x) = 1\}$, where u^* is the Legendre transformation of u ; c.f. K.S. Chou–X.J. Wang [14].

The asymptotic behavior of translators (near infinity) is closely tied with the blow-down equation

$$(1.4) \quad \det D^2\bar{u} = |D\bar{u}|^{4 - \frac{1}{\alpha}}.$$

More precisely, we construct translators that are asymptotic to self-similar solutions to the blow-down equation having a form $\bar{u}(rx) = r^d\bar{u}(x)$ for some $d > 1$. By a direct computation, the degree d must be $(1 - 2\alpha)^{-1}$, i.e., a self-similar solution can be written as $\bar{u}(x) = |x|^{\frac{1}{1-2\alpha}}g(\theta)$ for some $g(\theta)$, where θ denotes the angle between the positive x_1 -axis and $x = (x_1, x_2)$. Let us also call self-similar solutions by homogeneous solutions. This prompts us to define the following notion.

Definition 1.1 (Blow-down). We say that the blow-down of translator $x_3 = u(x)$ is $\bar{u}(x)$ if $u_\lambda(x) := \lambda^{-\frac{1}{1-2\alpha}}u(\lambda x)$ converges locally uniformly to $\bar{u}(x)$ as $\lambda \rightarrow \infty$. If \bar{u} is the rotationally symmetric homogeneous solution to (1.4), then the blow-down is called rotationally symmetric. If \bar{u} is a (non-radially symmetric) k -fold symmetric homogeneous solution to (1.4), then the blow-down is called k -fold symmetric. See Definition 2.3 for the definition of k -fold symmetry.

Let \bar{u} be the blow-down of u . Then u has the asymptotics $|u(x) - \bar{u}(x)| = o(|x|^{\frac{1}{1-2\alpha}})$ as $x \rightarrow \infty$. By a formal computation, one easily checks that the blow-down \bar{u} of the translator $x_3 = u(x)$ has to be a solution to the blow-down equation if u_λ converges smoothly to \bar{u} .

The crucial observation is that the level curve of homogeneous blow-down \bar{u} must be a shrinking soliton (or simply shrinker) under the curve shortening flow of speed $\kappa^{\frac{\alpha}{1-\alpha}}$; see Remark 2.2. Different ranges of α can accommodate different types of shrinkers. There has been the classification of shrinkers by B. Andrews [2], which is re-stated in our Theorem 2.5. See also [15, Section 5] by Daskalopoulos–Savin, where homogeneous solutions to the dual equation $\det D^2u = |x|^{\frac{1}{\alpha}-4}$ have been studied for $0 < \alpha < 1/4$ and $1/4 < \alpha < 1/2$. Moreover, we should mention that the dimension of effective Jacobi fields to the blow-down

equation, generating a family of translators asymptotic to a given blow-down, varies with respect to α and the limit shrinker. Now we state the main existence theorem. See also Theorem 2.9 for the precise version, stated after required preliminaries are introduced.

Theorem 1.2 (Existence). *For $\alpha \in (0, 1/4)$, let $m := \lceil \alpha^{-1/2} \rceil - 1$.² There exists a $(2m+1)$ -parameter family of smooth translators under the α -Gauss curvature flow whose blow-downs are the rotationally symmetric homogeneous solution to (1.4). In addition, for each integer $k \in [3, m]$ (which necessarily implies $\alpha < 1/9$), there exists a $(2k-1)$ -parameter family of smooth translators whose blow-downs are a given k -fold symmetric homogeneous solution to (1.4). Moreover, the parametrization is continuous in the topology of locally uniform convergence of surfaces.*





					...
$\frac{1}{9} \leq \alpha < \frac{1}{4}$	5	X	X	X	...
$\frac{1}{16} \leq \alpha < \frac{1}{9}$	7	5	X	X	...
$\frac{1}{25} \leq \alpha < \frac{1}{16}$	9	5	7	X	...
$\frac{1}{36} \leq \alpha < \frac{1}{25}$	11	5	7	9	...
\vdots	\vdots	\vdots	\vdots	\vdots	\ddots

TABLE 1. the number of parameters for fixed blow-down homogeneous solutions

Remark 1.3 (Rigid motion). (a) *For each family in Theorem 1.2, three parameters always correspond to the translation in \mathbb{R}^3 : see (iii) in Theorem 2.9.*

(b) *In the case of non-radial blow-downs, the family is presented for a fixed blow-down and hence the rotation about the x_3 -axis can not be counted: if one rotates a translator about the x_3 -axis, then the blow-down also changes. In the case of the radial blow-down, a rotation about the x_3 -axis provides another solution having the same blow-down. Our construction does not explicitly count the rotation as one of parameters. Nevertheless, in the construction, the deviation of translators from the radial blow-down does not prefer a particular direction, and this suggests rotated copies of a given solution are also contained in the family. This point will become clear once we show the family contains all possible solutions in forthcoming research³, and hence the family itself is invariant under rotations.*

A Jacobi field of a given blow-down refers a solution to the linearized equation about the blow-down. This represents a candidate for an infinitesimal deformation in the space of translating solitons. If we write

²Recalling the definition $\lceil x \rceil := \min\{n \in \mathbb{Z} : x \leq n\}$, m is the unique integer such that $\frac{1}{(m+1)^2} \leq \alpha < \frac{1}{m^2}$.

³The first preprint of current research [12], posted in 2021, includes an existence result weaker than Theorem 1.2 and a classification theorem. The preprint, however, has an error in the classification part. In this paper we establish the improved existence Theorem 1.2 which entails the quantitative estimate in Corollary 5.1. They will play a crucial role in the corrected classification proof that will be updated in the new version of [12].

translators as graphs (a.k.a. fixing a gauge), then a Jacobi field that can be written as a separation of variables is effective when the growth rate β in $|x|^\beta$ respectively belongs to $(0, \frac{1}{1-2\alpha}]$ and $(0, \frac{1}{1-2\alpha})$ in the case of a non-radial blow-down and in the radial blow-down. Note that $\frac{1}{1-2\alpha}$ is the growth rate of given translator. Heuristically, the lower bound of the growth rate β is needed as any two graphical translator that converges to each other near infinity have to be identical by the comparison principle, and the upper bound condition is imposed as a Jacobi field which grows strictly faster than the solution itself will not generate a solution asymptotic to the given one. It is a delicate question if a Jacobi field that has the same growth rate of the given blow-down can generate a solution. Indeed, non-rotational blow-downs always have one-dimensional such Jacobi fields generated by rotations with respect to x_3 -axis. On the other hand, the radial blow-down have such Jacobi fields for certain $\alpha = \frac{1}{m^2}$, $m = 3, 4, \dots$, and in the forthcoming research we show that there is no translator generated by those Jacobi fields. Since the existence of translators in this paper is shown for each fixed blow-down, non-radial blow-downs are not allowed to rotate and hence we will only count Jacobi fields whose growth rates are strictly less than $\frac{1}{1-2\alpha}$ both radial and non-radial cases and prove the result.

Merely constructing a family of surfaces may provide no information regarding how the surfaces change as the parameter of the family changes: the surfaces can jump discontinuously with respect to the variation of the parameter. Indeed, with a proper choice of topology in the space of surfaces, our construction shows the continuity of the parametrization, and hence the family forms a topological manifold. Although there is no distinction on the regularities of convergence due to elliptic regularity theory, one has to choose the topology of locally uniform convergence rather than the one induced by the global convergence. Indeed, the (Hausdorff) distance between two translating surfaces is infinite unless they are identical upto a translation in space. This is foreseen by the fact that an effective Jacobi field grows near infinity unless it is generated by a translation.

To achieve this objective, significant effort has been devoted to prove quantitative estimates on solutions near infinity, which are necessary for the delicate continuity statement in Theorem 1.2 and for the future research. More precisely, in this work, we express a surface by the support function of its level set in the plane $x_3 = \ell$, denoted by $S(\ell, \theta)$. In this expression, the blow-down homogeneous function has a form $\sigma^{-1}\ell^\sigma h(\theta)$, where $\sigma = 1 - 2\alpha$ and $h(\theta)$ is the support function of a shrinking curve. We construct a family of translators $\{S_{\mathbf{a}}(\ell, \theta)\}_{\mathbf{a} \in \mathbb{R}^K}$, which have the asymptotic expansion $S_{\mathbf{a}}(\ell, \theta) = \sigma^{-1}\ell^\sigma h(\theta) + o(\ell^\sigma)$. Here, K denotes the dimension of effective Jacobi fields, i.e., the number of parameters. Natural questions are whether (i) one has better estimates on $o(\ell^\sigma)$. e.g. an improvement on the rate σ , (ii) there is a quantitative estimate revealing how large ℓ should be to have a desired smallness of this error, and (iii) such previously mentioned estimates can be made uniform in the parameter $\mathbf{a} \in \mathbb{R}^K$. Note it is unlikely that one has an affirmative answer to (iii). For instance, let $\Sigma \subset \mathbb{R}^3$ be a given translating surface; when its translated solutions $\Sigma + s\vec{v}$ are considered for a non-zero $\vec{v} \in \mathbb{R}^3$ and large $s < \infty$, no uniform estimate is expected to hold for such a family. We may only expect estimates that are locally uniform in parameters.

Corollary 5.1 answers (i) and (ii) in the way that is locally uniform on the parameter. Roughly, we show the rate is $\sigma - \varepsilon$ with some $\varepsilon = \varepsilon(h, \alpha) > 0$ and

$$(1.5) \quad |S_{\mathbf{a}}(\ell, \theta) - \sigma^{-1}\ell^\sigma h(\theta)| \leq C\ell^{\sigma-\varepsilon}$$

for $\ell \geq M(1 + |\mathbf{b}(\mathbf{a})|)$. Here, $|\mathbf{b}(\mathbf{a})|$ is the effective modulus of parameter in Definition 3.4, $C = C(h, \alpha, |\mathbf{a}|)$, and $M = M(h, \alpha)$. This would be an optimal as it is the estimate anticipated by the behavior of Jacobi fields. Next, we also obtain an estimate on the difference between two translators. i.e., we estimate the rate of convergence of one translator to another translator in terms of the difference in their parameters. In Proposition 4.4 and in the later part of Section 5, again roughly speaking, we show that

$$(1.6) \quad |S_{\mathbf{a}_1}(\ell, \theta) - S_{\mathbf{a}_2}(\ell, \theta)| \leq C|\mathbf{a}_1 - \mathbf{a}_2|\ell^{\sigma-\varepsilon} + o(\ell^{-2\alpha})$$

for $\ell \geq C(1 + \max_{i=1,2} |\mathbf{b}(\mathbf{a}_i)|)$ with some $C = C(\alpha, h, \max_{i=1,2} |\mathbf{a}_i|) < \infty$. In Proposition 4.4, it was shown for each family of global barriers $\{S_{\mathbf{a},+}\}$, and $\{S_{\mathbf{a},-}\}$, respectively, the estimate has no extra $o(\ell^{-2\alpha})$ error.

The error appears since $|S_{\mathbf{a},+} - S_{\mathbf{a},-}| = o(\ell^{-2\alpha})$ and the solution $S_{\mathbf{a}}$ sits between two global barriers. Indeed, one may consider the error $o(\ell^{-2\alpha})$ as negligible: global barriers uniquely determine a translating surface in sitting between them. A difference of order $o(\ell^{-2\alpha})$ makes no difference among translators as by applying the comparison principle directly, they must be identical (c.f. Lemma 5.2).

The estimates (1.5) and (1.6) are pivotal for the topological assertions. The estimate (1.6) is a key component in the continuity statement of our main theorem. In the future research, we aim to classify translating surfaces by establishing that each translator possesses a unique blow-down and it is one of the solutions constructed in this work. Once the classification is resolved, the previous continuity implies the continuity of the bijection from \mathbb{R}^K to the moduli space. Corollary 5.1 will provides a delicate compactness theorem for translating surfaces with diverging parameters (once they are appropriately rescaled), which will be necessary for ensuring the continuity of the bijection in reverse and thus verifies the topology of moduli space.

2. PRELIMINARIES AND MAIN RESULT

2.1. Change of coordinates. Given a translator Σ which is a graph of strictly convex entire function $u(x)$ on \mathbb{R}^2 , suppose $\inf_{\mathbb{R}^2} u > -\infty$ and hence $\{x : u(x) = l\}$ is a convex closed curve for all $l > \inf_{\mathbb{R}^2} u$. We define the support function of the level convex curve $\{u(x) = l\} \subset \mathbb{R}^2$ at height l as follows: for $(l, \theta) \in \{l \in \mathbb{R} : l > \inf_{\mathbb{R}^2} u\} \times \mathbb{S}^1$,

$$(2.1) \quad S(l, \theta) := \sup_{\{u(x)=l\}} \langle x, (\cos \theta, \sin \theta) \rangle.$$

When no confusion is possible, we simply call $S(l, \theta)$ the support function of a given convex hypersurface in this paper. Then the translator equation (1.2) translates into the following equation in terms of $S(l, \theta)$.

Proposition 2.1. *Let u be a smooth strictly convex function on \mathbb{R}^2 with $\inf_{\mathbb{R}^2} u > -\infty$.*

(a) *If u solves the translator equation (1.2), then $S = S(l, \theta)$ solves the equation*

$$(2.2) \quad S_{\theta\theta} + S + (1 + S_l^{-2})^{\frac{1}{2\alpha}-2} S_l^{-4} S_{ll} = 0,$$

on $\{l \in \mathbb{R} : l > \inf_{\mathbb{R}^2} u\} \times \mathbb{S}^1$.

(b) *If u solves the blow-down equation (1.4), then the corresponding $S = S(l, \theta)$ solves*

$$(2.3) \quad S_{\theta\theta} + S + S_{ll} S_l^{-\frac{1}{\alpha}} = 0,$$

on the same region.

Proof. See Appendix A. □

It is convenient to consider the equations of translators (2.2) and blow-downs (2.3) together as many results can be dealt with for both at once. So, let us introduce a new parameter $\eta \in \{0, 1\}$ and write both equations as

$$(2.4) \quad S + S_{\theta\theta} + (\eta + S_l^{-2})^{\frac{1}{2\alpha}-2} S_l^{-4} S_{ll} = 0.$$

Remark 2.2. *Let \bar{u} be a σ^{-1} -homogeneous solution to the blow-down equation (1.4), i.e., $\bar{u}(\lambda x) = \lambda^{\frac{1}{\sigma}} \bar{u}(x)$ with $\sigma := 1 - 2\alpha$. Then the support function $S(l, \theta)$ is σ -homogeneous, namely, $S(l, \theta) = \sigma^{-1} l^\sigma h(\theta)$ for some function $h = h(\theta)$ on \mathbb{S}^1 . From (2.3), we infer that $h : \mathbb{S}^1 \rightarrow \mathbb{R}$ solves*

$$(2.5) \quad h_{\theta\theta} + h = 2\alpha\sigma h^{\frac{\alpha-1}{\alpha}}.$$

Indeed, $h(\theta)$ represents the support function for a shrinking soliton under the $\frac{\alpha}{1-\alpha}$ -curve shortening flow in \mathbb{R}^2 . We say a convex closed embedded curve $\Gamma \subset \mathbb{R}^2$ is a shrinking soliton under the β -curve shortening flow (β -CSF) if

$$(2.6) \quad \kappa^\beta = \lambda \langle x, \nu \rangle$$

for some $\lambda > 0$. Since the curvature of a convex curve is $(h + h_{\theta\theta})^{-1}$ in terms of its support function $h(\theta)$, this readily shows that the level curves of the homogeneous solution \bar{u} are shrinking solitons for the $\frac{\alpha}{1-\alpha}$ -CSF which are unique upto rescalings.

Remark 2.2 suggests an important connection between the asymptotic behavior of translating solitons for the α -GCF at infinity and the shrinking solitons for the $\frac{\alpha}{1-\alpha}$ -CSF. In [2], Andrews classified all possible shrinking solitons for the CSF, which will be used to classify possible blow-downs of the translating solitons for the α -GCF on surfaces. In the following, we state the classification result of [2].

Definition 2.3 (*k*-fold symmetry). Let $\Gamma \subset \mathbb{R}^2$ be a closed embedded curve that contains the origin in its inside. We say Γ is *k*-fold symmetric if there is the largest positive integer *k* such that Γ is invariant under the rotation by angle $\frac{2\pi}{k}$.

Similarly, an *l*-homogeneous function $u = r^l g(\theta)$ on \mathbb{R}^2 is said to be *k*-fold symmetric if its level curves are *k*-fold symmetric, i.e., $g(\theta + \frac{2\pi}{k}) = g(\theta)$ for all $\theta \in \mathbb{S}^1$ and there is no larger integer with the same property.

Remark 2.4. According to the definition, circles are not *k*-fold symmetric for any integer *k*. Unless the curve Γ in Definition 2.3 is a circle, there is a unique positive integer *k*.

Theorem 2.5 (Shrinkers, [2]). Smooth strictly convex closed embedded shrinking solitons to the $\frac{\alpha}{1-\alpha}$ -CSF

$$(2.7) \quad \kappa^{\frac{\alpha}{1-\alpha}} = \langle x, \nu \rangle$$

for $\alpha \in (0, 1)$ are classified as follows:

- (a) If $\alpha = \frac{1}{4}$, all ellipses centered at the origin with the area π are only shrinking solitons.
- (b) If $\alpha \in [\frac{1}{9}, \frac{1}{4}) \cup (\frac{1}{4}, 1)$, the unit circle is the only shrinking soliton.
- (c) If $\alpha \in [\frac{1}{(m+1)^2}, \frac{1}{m^2})$ for some integer $m \geq 3$, there exist exactly $(m-1)$ shrinking solitons modulo rotations. These are the unit circle and the *k*-fold symmetric curves for $3 \leq k \leq m$.

From Theorem 2.5, we have the following corollary for the homogeneous solutions to (1.4).

Corollary 2.6 (Classification of homogeneous solutions). Given $\alpha \in (0, 1/4)$, let *m* be the largest integer satisfying $m^2 < \frac{1}{\alpha}$. Then modulo rotations in x_1x_2 -plane, there are exactly $(m-1)$ homogeneous solutions to (1.4), which are the rotationally symmetric solution and (if $m \geq 3$,) *k*-fold symmetric solutions for $3 \leq k \leq m$.

In order to study translators for the α -GCF, we consider the asymptotic expansion of the support function near infinity. Let h be a solution to the equation (2.5) which is satisfied by the support function of the homogeneous solutions to (1.4). Suppose that $S(l, \theta)$ represents a translator and it is asymptotic to the homogeneous function $\sigma^{-1}l^\sigma h(\theta)$, which is a solution to (2.3), near $l = \infty$. To investigate the higher order asymptotics, we express the solution $S(l, \theta)$ as follows:

$$(2.8) \quad S(l, \theta) = \sigma^{-1}e^{\sigma s}h(\theta) + w(s, \theta) \quad \text{for } s = \ln l$$

with some function $w = w(s, \theta)$. If $S(l, \theta)$ solves (2.4) (translator or blow-down equation), $w(s, \theta)$ solves an equation of form

$$(2.9) \quad w_{ss} + w_s + h^{\frac{1}{\alpha}}(w_{\theta\theta} + w) = -E_1(w) - \eta E_2(w).$$

Here, the precise expressions of the error terms $E_1(w)$ and $E_2(w)$ can be found in Lemma A.1, but we will rarely make use of them once the structural estimates in Lemma 3.3 are shown.

Regarding the error terms above, observe that a given solution to the blow-down equation has a rescaling denoted by $S_\lambda(l, \theta) = \lambda^{-1}S(\lambda^{\frac{1}{\sigma}}l, \theta)$. Consequently, $w(s, \theta)$ is transformed into $w_\lambda(s, \theta) = \lambda^{-1}w(s + \ln \lambda^{\frac{1}{\sigma}}, \theta)$. From this perspective, the function $e^{-\sigma s}w(s, \theta)$ behaves as scaling invariant one. For this reason, $e^{-\sigma s}E_1(w)$ is a collection of terms that are at least quadratic in $e^{-\sigma s}w$ (and its derivatives), and $e^{-\sigma s}E_2(w)$ is a collection of rapidly decaying terms in s , which are due to the difference between the translator and the blow-down equation. The properties mentioned above are summarized to the extent necessary for this paper in Lemma 3.3.

2.2. Function space. For a given shrinker $h = h(\theta)$, let us consider the operator L defined by

$$(2.10) \quad L\varphi =: h^{\frac{1}{\alpha}}(\varphi_{\theta\theta} + \varphi).$$

Let $L_h^2(\mathbb{S}^1)$ denote the Hilbert space of functions in $L^2(\mathbb{S}^1)$ equipped with the inner product

$$(2.11) \quad (f, g)_h := \int_{\mathbb{S}^1} fg h^{-\frac{1}{\alpha}} d\theta,$$

which is adapted to the operator L . The operator L is self-adjoint with respect to $(\cdot, \cdot)_h$ and the resolvent $(-L + \mu I)^{-1}$ (for large μ) is compact and self-adjoint with respect to $(\cdot, \cdot)_h$. Thus it follows that the eigenvalues of L are real and its eigenfunctions provide an orthonormal basis of $L_h^2(\mathbb{S}^1)$.

Given the shrinker h , let us denote the spectrum of L by

$$(2.12) \quad \lambda_0 \geq \lambda_1 \geq \lambda_2 \geq \dots,$$

where the eigenvalues λ_j are of finite multiplicity and $\lambda_j \rightarrow -\infty$. An orthonormal basis of $L_h^2(\mathbb{S}^1)$ is denoted by $\{\varphi_j\}_{j=0}^\infty$ which consists of eigenfunctions satisfying

$$(2.13) \quad L\varphi_j = \lambda_j \varphi_j.$$

In light of [1, Lemma 5], the first three eigenvalues λ_0, λ_1 and λ_2 are known as

$$(2.14) \quad \lambda_0 = 2\alpha\sigma > 0 = \lambda_1 = \lambda_2 > \lambda_3 \geq \dots$$

and their associated eigenfunctions are

$$(2.15) \quad h, \quad \cos \theta, \quad \sin \theta,$$

respectively. Here, we recall $\sigma = 1 - 2\alpha$. In view of this observation, from now on, let us fix

$$(2.16) \quad \varphi_0 := m_0 h, \quad \varphi_1 := m_1 \cos \theta, \quad \varphi_2 := m_2 \sin \theta,$$

where m_i 's are positive normalizing constants.

We introduce L^2 and Hölder norms which will be used to study the asymptotic behavior at infinity.

Definition 2.7 (Norms on annuli and exterior domains). Let $w = w(s, \theta)$ be a function over $I \times \mathbb{S}^1$ for an interval $I \subset \mathbb{R}$. Let k be a non-negative integer, let $0 < \beta < 1$ be a constant and let t and a be constants such that $[t - a, t + a] \subset I$. Let us define

$$(2.17) \quad \|w\|_{L_{t,a}^2} := \|w\|_{L^2([t-a, t+a] \times \mathbb{S}^1)},$$

$$(2.18) \quad \|w\|_{C_{t,a}^k} := \|w\|_{C^k([t-a, t+a] \times \mathbb{S}^1)}, \quad \text{and} \quad \|w\|_{C_{t,a}^{k,\beta}} := \|w\|_{C^{k,\beta}([t-a, t+a] \times \mathbb{S}^1)}.$$

For a given function w over $[R, \infty) \times \mathbb{S}^1$ with some $R \in \mathbb{R}$ and a constant $\gamma \in \mathbb{R}$, we define a γ -weighted $C^{k,\beta}$ -norm on exterior domain $[R, \infty) \times \mathbb{S}^1$ as follows:

$$(2.19) \quad \|w\|_{C_R^{k,\beta,\gamma}} := \sup_{t \geq R+1} e^{-\gamma t} \|w\|_{C_{t,1}^{k,\beta}}.$$

We denote by $C_R^{k,\beta,\gamma}$ the Banach space equipped with the norm $\|\cdot\|_{C_R^{k,\beta,\gamma}}$.

2.3. Main result. With previously introduced preliminaries, let us introduce the precise statement of our main result. Assume that $\alpha \in (0, 1/4)$ and h , a smooth solution to the shrinker equation (2.5) are fixed. In terms of the support function $S(l, \theta)$, we aim to construct solutions that are asymptotic to $\sigma^{-1}l^\sigma h(\theta)$. The difference $w = w(s, \theta)$ defined in (2.8) would have asymptotics

$$(2.20) \quad w(s, \theta) = S(e^s, \theta) - \sigma^{-1}e^{\sigma s}h(\theta) = o(e^{\sigma s}) \quad \text{as } s \rightarrow \infty.$$

Here, we recall the constant $\sigma := 1 - 2\alpha$. In view of (2.9) and the explanation followed by, the equation

$$(2.21) \quad w_{ss} + w_s + h^{\frac{1}{\alpha}}(w_{\theta\theta} + w) = 0$$

amounts to the Jacobi equation (the linearized equation) around $\sigma^{-1}e^{\sigma s}h(\theta)$ near infinity.

The Jacobi fields, solutions to the Jacobi equation (2.21), serve as ansatzs for $w(s, \theta)$ given in (2.20) near infinity. In terms of the spectral decomposition of L on $L_h^2(\mathbb{S}^1)$ in Section 2.2, we may find Jacobi fields of the form $e^{\beta s}\varphi_j(\theta)$ via a separation of variables. For each $j = 0, 1, 2, \dots$, there are two solutions $\beta = \beta_j^+$ and β_j^- which are two distinct real roots of $\beta^2 + \beta + \lambda_j = 0$, namely,

$$(2.22) \quad \beta_j^\pm := -\frac{1}{2} \pm \frac{\sqrt{1 - 4\lambda_j}}{2}.$$

Note that $\beta_0^+ = -2\alpha$, $\beta_0^- = -\sigma$, $\beta_1^+ = 0 = \beta_2^+$ and $\beta_1^- = -1 = \beta_2^-$, and the exponents β_j^+ and β_j^- have the following order:

$$(2.23) \quad \dots < \beta_2^- = -1 = \beta_1^- < \beta_0^- = -\sigma < \beta_0^+ = -2\alpha < \beta_1^+ = 0 = \beta_2^+ < \dots$$

We say the decaying rate β_j^+ is ‘slow’ if $\beta_j^+ < \sigma = 1 - 2\alpha$. The dimension of ‘slowly decaying’ Jacobi fields is defined by

$$(2.24) \quad K := \#\{j \in \mathbb{N} \cup \{0\} : \beta_j^+ < \sigma\}.$$

Here, the term ‘slowly decaying’ was previously used in [7] for minimal hypersurfaces asymptotic to minimal cones near infinity. Let \mathcal{J} denote the space of the slowly decaying Jacobi fields:

$$(2.25) \quad \mathcal{J} := \left\{ \sum_{j=0}^{K-1} y_j l^{\beta_j^+} \varphi_j(\theta) \right\}_{(y_0, \dots, y_{K-1}) \in \mathbb{R}^K}.$$

We will construct the translators which roughly correspond to the space of slowly decaying Jacobi fields \mathcal{J} .

Remark 2.8. *The dimension K can be expressed in terms of α and h as follows.*

(a) *If h is radial, then $K = 2m + 1$ with $m = \lceil \alpha^{-1/2} \rceil - 1$.*

(b) *If h is k -fold symmetric, then $K = 2k - 1$.*

In fact, if h is radial, i.e., $h \equiv (2\alpha\sigma)^\alpha$, then λ_j and β_j^\pm are explicitly computed, and hence we obtain that $K = 2m + 1$ in the case. Next, if h is k -fold symmetric, utilizing the result of [13, Theorem 1.2] implies that $K = 2k - 1$.

The construction is based on a fixed point argument, i.e., we perturb the blow-down by a Jacobi field and design an iteration that gradually (geometrically) reduces the error originating from the nonlinearity of the equation. In forthcoming papers, we will conversely prove that a slowly decaying Jacobi field appears as the leading asymptotics of the difference between two translators. Then the translators will be classified by showing a one-to-one correspondence between the translators and the constructed translators in this paper. To make this plan work, we construct translators hierarchically starting from the last parameter (corresponding to the coefficient of the slowest decaying mode) subject to a reference translator. In this way, the construction assigns each translator a coordinate (parameter) $\mathbf{y} = (y_0, \dots, y_{K-1}) \in \mathbb{R}^K$. Moreover, we will also be interested in the topology of moduli space of translators. For this reason, here we construct the

translators so that they change continuously with respect to the parameter \mathbf{y} . Let us introduce the following convention:

$$(2.26) \quad (\mathbf{0}_j, (a_j, \dots, a_{K-1})) = (\mathbf{0}_j, a_j, a_{j+1}, \dots, a_{K-1}) = (0, 0, \dots, 0, a_j, \dots, a_{K-1}),$$

for $(a_0, a_1, \dots, a_{K-1}) \in \mathbb{R}^K$ abusing the notation, where $\mathbf{0}_j$ denotes the zero vector in \mathbb{R}^j .

Theorem 2.9 (Existence). *For given $\alpha \in (0, \frac{1}{4})$ and shrinker h , there exists K -parameter (see Remark 2.8 for K) family of translators, namely $\{\Sigma_{\mathbf{y}}\}_{\mathbf{y} \in \mathbb{R}^K}$, whose level curves are asymptotic to the shrinker after rescalings. More precisely, the surfaces $\Sigma_{\mathbf{y}}$ and their support functions $S_{\mathbf{y}}$ defined in (2.1) satisfy the followings: for some constant $\varepsilon > 0$ depending only on α and h ,*

(i) $\Sigma_{\mathbf{y}}$ is the graph of a smooth strictly convex entire function and $S_{\mathbf{y}}$ has the asymptotics

$$S_{\mathbf{y}}(l, \theta) = \sigma^{-1} l^\sigma h(\theta) + o(l^{\sigma-\varepsilon}) \quad \text{as } l \rightarrow \infty.$$

(ii) For distinct vectors $\hat{\mathbf{y}} = (\hat{y}_0, \dots, \hat{y}_{K-1})$, $\bar{\mathbf{y}} = (\bar{y}_0, \dots, \bar{y}_{K-1})$ in \mathbb{R}^K , let $j = \max\{i : \hat{y}_i \neq \bar{y}_i\}$ be the last parameter that does not coincide. Then there holds

$$S_{\hat{\mathbf{y}}}(l, \theta) - S_{\bar{\mathbf{y}}}(l, \theta) = (\hat{y}_j - \bar{y}_j) l^{\beta_j^+} \varphi_j(\theta) + o(l^{\beta_j^+ - \varepsilon}).$$

(iii) The first three parameters correspond to translations in \mathbb{R}^3 : for $\mathbf{y} \in \mathbb{R}^K$ and $a_j \in \mathbb{R}$ ($j = 0, 1, 2$),

$$\Sigma_{\mathbf{y} + (a_0, a_1, a_2, \mathbf{0}_{K-3})} = \Sigma_{\mathbf{y}} - a_0 m_0 \mathbf{e}_3 + a_1 m_1 \mathbf{e}_1 + a_2 m_2 \mathbf{e}_2,$$

where m_j 's are the positive normalizing constants given in (2.16).

(iv) The parametrization $\mathbf{y} \mapsto \Sigma_{\mathbf{y}}$ is continuous in the C_{loc}^0 -convergence topology of surfaces.

Remark 2.10. (a) It is a direct consequence of (ii) that $\Sigma_{\hat{\mathbf{y}}} \neq \Sigma_{\bar{\mathbf{y}}}$ if $\hat{\mathbf{y}} \neq \bar{\mathbf{y}}$.

(b) The construction is designed so that the proof shows more quantitative estimates than (i) and (ii). See Corollary 5.1.

(c) By the regularity theory for the Monge–Ampère equation, we also get the continuity of parametrization in the C_{loc}^∞ -convergence topology in (iv).

(d) The proof equally works for constructing a family of entire solutions to the blow-down equation $\det D^2 u = |Du|^{4-\frac{1}{\alpha}}$ and we get the same result except that now each solution $u(x)$ is smooth away from the point at which the gradient Du is 0. See Remark 5.3 at the end of Section 5.

3. EXISTENCE ON EXTERIOR DOMAINS

We first establish the existence of translators on exterior domains. To begin with, we study an invertibility of the following (asymptotic) Jacobi operator

$$(3.1) \quad \hat{L}w := w_{ss} + w_s + h^{\frac{1}{\alpha}}(w_{\theta\theta} + w)$$

on exterior regions.

Lemma 3.1 (Invertibility of Jacobi operator). *Let β and γ be constants such that $0 < \beta < 1$ and $\beta_{m-1}^+ < \gamma < \beta_m^+$ for some $m \in \mathbb{Z}_{\geq 0}$ (here we use the notational convention $\beta_{-1}^+ := \beta_0^-$). For a given function g in $C_R^{0, \beta, \gamma}$ for some $R \in \mathbb{R}$, there exists a solution $w \in C_R^{2, \beta, \gamma}$ to the Jacobi equation*

$$(3.2) \quad \hat{L}w = w_{ss} + w_s + h^{\frac{1}{\alpha}}(w_{\theta\theta} + w) = g \quad \text{on } (R, \infty) \times \mathbb{S}^1$$

with the zero boundary condition: $w \equiv 0$ on $\{s = R\} \times \mathbb{S}^1$. More precisely, w has an explicit representation

$$(3.3) \quad w(s, \theta) = \sum_{j=0}^{\infty} w_j(s) \varphi_j(\theta),$$

where

$$(3.4) \quad w_j(s) = -e^{\beta_j^- s} \int_R^s e^{(\beta_j^+ - \beta_j^-)r} \int_r^\infty e^{-\beta_j^+ t} g_j(t) dt dr \quad \text{for } j \geq m,$$

$$(3.5) \quad w_j(s) = e^{\beta_j^- s} \int_R^s e^{(\beta_j^+ - \beta_j^-)r} \int_R^r e^{-\beta_j^+ t} g_j(t) dt dr \quad \text{for } 0 \leq j < m$$

with $g_j(s) := (g(s, \cdot), \varphi_j)_h$. Moreover, there holds an estimate

$$(3.6) \quad \|w\|_{C_R^{2,\beta,\gamma}} \leq C \|g\|_{C_R^{0,\beta,\gamma}}$$

for some constant $C > 0$ independent of $R \in \mathbb{R}$. Here, C may depend on α, h, m, γ , and β .

Proof. If we express our solution $w = \sum_{j=0}^\infty w_j(s) \varphi_j(\theta)$, then each function $w_j(s)$ should solve

$$(3.7) \quad (w_j)_{ss} + (w_j)_s + \lambda_j w_j = g_j \quad \text{with } w_j(R) = 0.$$

We note that this is a second-order ODE in the variable s , and it is easy to check that w_j given in (3.4)-(3.5) solves (3.7) with the zero boundary data. Here, we notice that w_j is well-defined since $g_j(s) = (g(s, \cdot), \varphi_j)_h$ belongs to $C_R^{0,\beta,\gamma}$.

To prove that w satisfies (3.2) and (3.6), the following weighted L_h^2 -estimate is crucial.

Claim 3.1 (Weighted L_h^2 -estimate). *There is a constant $C > 0$ (independent of R) such that*

$$(3.8) \quad e^{-\gamma s} \|w(s, \cdot)\|_{L_h^2(\mathbb{S}^1)} = e^{-\gamma s} \left(\sum_{j=0}^\infty w_j^2(s) \right)^{1/2} \leq C \|g\|_{C_R^{0,0,\gamma}} \quad \text{for all } s \geq R.$$

Here, a constant $C > 0$ may depend on α, h, m , and γ .

Once Claim 3.1 is shown, we obtain a weighted C^0 -estimate

$$(3.9) \quad \|w\|_{C_R^{0,0,\gamma}} \leq C \|g\|_{C_R^{0,0,\gamma}}$$

for a constant $C > 0$ (independent in R). Indeed, note first that $\sum_{i=0}^j w_i(s) \varphi_i(\theta)$ solves (3.2) with $\sum_{i=0}^j g_i(s) \varphi_i(\theta)$ as the right-hand side. Since the equation (3.2) is uniformly elliptic in terms of (s, θ) , we infer (3.9) by applying (interior and boundary) $W^{2,2}$ -estimates and the Sobolev embedding to $\sum_{i=0}^j g_i(s) \varphi_i(\theta)$ and then taking $j \rightarrow \infty$. Therefore, by the Schauder theory, w satisfies (3.2) and (3.6), which completes the proof.

Lastly, we will give the proof of Claim 3.1.

Proof of Claim 3.1. Let $\delta > 0$ be a small constant such that

$$(3.10) \quad 0 < \delta < \min(\beta_m^+ - \gamma, \gamma - \beta_m^-).$$

By Hölder's inequality applied to (3.4), it follows that for $j \geq m$ and $s \geq R$,

$$(3.11) \quad w_j^2(s) \leq e^{2\beta_j^- s} \left[\int_R^s e^{2(\gamma - \beta_j^- - \delta)r} dr \right] \left[\int_R^s e^{2(\beta_j^+ + \delta - \gamma)r} \left(\int_r^\infty e^{-\beta_j^+ t} g_j(t) dt \right)^2 dr \right].$$

We see that for $s \geq R$,

$$(3.12) \quad \int_R^s e^{2(\gamma - \beta_j^- - \delta)r} dr \leq \frac{e^{2(\gamma - \beta_j^- - \delta)s} - e^{2(\gamma - \beta_j^- - \delta)R}}{2(\gamma - \beta_j^- - \delta)} \leq \frac{e^{2(\gamma - \beta_j^- - \delta)s}}{2(\gamma - \beta_j^- - \delta)}$$

since $\gamma - \beta_j^- \geq \gamma - \beta_m^- > \delta > 0$ for $j \geq m$. Using Hölder's inequality again implies that

$$(3.13) \quad \begin{aligned} \left(\int_r^\infty e^{-\beta_j^+ t} g_j(t) dt \right)^2 &\leq \int_r^\infty e^{2(\gamma + \delta - \beta_j^+)t} dt \int_r^\infty e^{-2(\gamma + \delta)t} g_j^2(t) dt \\ &= \frac{e^{2(\gamma + \delta - \beta_j^+)r}}{2(\beta_j^+ - \gamma - \delta)} \int_r^\infty e^{-2(\gamma + \delta)t} g_j^2(t) dt \end{aligned}$$

since $\beta_j^+ - \gamma \geq \beta_m^+ - \gamma > \delta > 0$ for $j \geq m$. Combining the estimates above together, we get that for $j \geq m$ and $s \geq R$,

$$(3.14) \quad \begin{aligned} e^{-2\gamma s} w_j^2(s) &\leq \frac{e^{-2\delta s}}{4(\gamma - \beta_j^- - \delta)(\beta_j^+ - \gamma - \delta)} \int_R^s e^{4\delta r} \int_r^\infty e^{-2(\gamma+\delta)t} g_j^2(t) dt dr \\ &\leq \frac{e^{-2\delta s}}{4(\gamma - \beta_m^- - \delta)(\beta_m^+ - \gamma - \delta)} \int_R^s e^{4\delta r} \int_r^\infty e^{-2(\gamma+\delta)t} g_j^2(t) dt dr. \end{aligned}$$

Since

$$(3.15) \quad \sum_{j=1}^{\infty} g_j^2(t) = \|g(t, \cdot)\|_{L_h^2(\mathbb{S}^1)}^2 \leq C e^{2\gamma t} \|g\|_{C_R^{0,0,\gamma}}^2 \quad \text{for } t \geq R,$$

we obtain that for $s \geq R$,

$$(3.16) \quad \begin{aligned} e^{-2\gamma s} \sum_{j \geq m} w_j^2(s) &\leq C e^{-2\delta s} \int_R^s e^{4\delta r} \int_r^\infty e^{-2(\gamma+\delta)t} \sum_{j \geq m} g_j^2(t) dt dr \\ &\leq C e^{-2\delta s} \int_R^s e^{4\delta r} \int_r^\infty e^{-2\delta t} \|g\|_{C_R^{0,0,\gamma}}^2 dt dr \leq C \|g\|_{C_R^{0,0,\gamma}}^2. \end{aligned}$$

Here, a constant $C > 0$ may depend on $\alpha, h, \beta_m^+ - \gamma, \gamma - \beta_m^-$ and δ , and may vary from line to line.

A similar argument applied to (3.5) yields that

$$(3.17) \quad e^{-2\gamma s} \sum_{0 \leq j \leq m-1} w_j^2(s) \leq C \|g\|_{C_R^{0,0,\gamma}}^2,$$

where we used that $\gamma - \beta_j^+ \geq \gamma - \beta_{m-1}^+ > 0$ for $0 \leq j \leq m-1$. Thus by (3.16) and (3.17), we obtain the weighted L_h^2 -estimate in (3.8), which finishes the proof of Claim 3.1. \square

The proof of Lemma 3.1 is complete. \square

In light of Lemma 3.1, define an inverse operator of \hat{L} :

$$(3.18) \quad H_{m,R} : C_R^{0,\beta,\gamma} \rightarrow C_R^{2,\beta,\gamma}$$

by

$$(3.19) \quad H_{m,R}(g) := \sum_{j=0}^{\infty} w_j(s) \varphi_j(\theta),$$

Here, for a given $g \in C_R^{0,\beta,\gamma}$, w_j 's are defined as in (3.4)-(3.5). A convenient version of Lemma 3.1 which we will use throughout this section is the following. We first define a constant $\delta_0 = \delta_0(\alpha, h) > 0$ by

$$(3.20) \quad \delta_0 := \min\{\sigma - \beta_{K-1}^+\} \cup \{\beta_m^+ - \beta_{m-1}^+ : 1 \leq m \leq K-1, \beta_m^+ - \beta_{m-1}^+ > 0\} \cup \{\beta_0^+ - \beta_0^-\}.$$

Here, the nonzero condition $\beta_m^+ - \beta_{m-1}^+ \neq 0$ is due to possible multiplicity of β_m^+ .

Corollary 3.2. *For any $\delta \in (0, \delta_0)$, there is a constant $C = C(\alpha, h, \delta, \beta) > 0$ such that*

$$(3.21) \quad \|H_{m,R}(g)\|_{C_R^{2,\beta,\beta_m^+ - \delta}} \leq C \|g\|_{C_R^{0,\beta,\beta_m^+ - \delta}}$$

and

$$(3.22) \quad \|H_{K,R}(g)\|_{C_R^{2,\beta,\sigma - \delta}} \leq C \|g\|_{C_R^{0,\beta,\sigma - \delta}}$$

for all $m \in \{0, \dots, K-1\}$ and $R \in \mathbb{R}$.

The term $E(w)$ in (2.9) is the remainder when the translator or blow-down equation is linearized around the homogeneous profile. The nonlinear term $E(w)$ basically consists of quadratic terms and exponentially decaying terms. The following lemma makes this assertion precise.

Lemma 3.3 (Error estimate). *Let $E = -E_1 - \eta E_2$ be the remainder terms in (2.9) with $\eta \in \{0, 1\}$ (see also Lemma A.1). Then there is a small constant $c_0 = c_0(\alpha, h, \beta) > 0$ so that if functions $w(s, \theta)$, $u(s, \theta)$ and $w_i(s, \theta)$ ($i = 1, 2$) satisfy*

$$(3.23) \quad \|w\|_{C_{\tau,1}^{2,\beta}}, \|u\|_{C_{\tau,1}^{2,\beta}}, \|w_i\|_{C_{\tau,1}^{2,\beta}} \leq c_0 e^{\sigma\tau}$$

for some $0 < \beta < 1$ and $\tau \geq 0$, then

$$(3.24) \quad e^{-\sigma\tau} \|E(w+u) - E(w)\|_{C_{\tau,1}^{0,\beta}} \leq C \left(\eta e^{-4\alpha\tau} + e^{-\sigma\tau} \|w\|_{C_{\tau,1}^{2,\beta}} + e^{-\sigma\tau} \|u\|_{C_{\tau,1}^{2,\beta}} \right) e^{-\sigma\tau} \|u\|_{C_{\tau,1}^{2,\beta}},$$

$$(3.25) \quad e^{-\sigma\tau} \|E(w)\|_{C_{\tau,1}^{0,\beta}} \leq C \left[\eta e^{-4\alpha\tau} + \left(e^{-\sigma\tau} \|w\|_{C_{\tau,1}^{2,\beta}} \right)^2 \right],$$

and

$$(3.26) \quad e^{-\sigma\tau} \|(E(w_1+u) - E(w_1)) - (E(w_2+u) - E(w_2))\|_{C_{\tau,1}^{0,\beta}} \leq C e^{-2\sigma\tau} \|w_1 - w_2\|_{C_{\tau,1}^{2,\beta}} \|u\|_{C_{\tau,1}^{2,\beta}},$$

for some $C = C(\alpha, h, \beta) < \infty$.

Proof. To denote the full dependency of $E(w)$ on all derivatives of w , we write $E(v)$ as $E(v)(s, \theta) = E(D^2v(s, \theta), \nabla v(s, \theta), v(s, \theta), s, \theta)$ in the proof. At $(s, \theta) \in \mathbb{R} \times \mathbb{S}^1$,

$$(3.27) \quad E(w+u) - E(w) = \int_0^1 \langle (DE)_{w+tu}, (D^2u, \nabla u, u, 0, 0) \rangle dt.$$

Here, $(DE)_{w+tu}$ denotes the gradient of E (in five arguments) evaluated at $(D^2(w+tu), \nabla(w+tu), w+tu, s, \theta)$ and the derivatives of u and $w+tu$ are evaluated at (s, θ) . Similarly, it holds that at $(s, \theta) \in \mathbb{R} \times \mathbb{S}^1$,

$$(3.28) \quad \begin{aligned} & [E(w_1+u) - E(w_1)] - [E(w_2+u) - E(w_2)] \\ &= \int_0^1 \int_0^1 (D^2E)_{w_2+tu+r(w_1-w_2)}[(D^2(w_1-w_2), \nabla(w_1-w_2), w_1-w_2, 0, 0), (D^2u, \nabla u, u, 0, 0)] dt dr. \end{aligned}$$

We observe that $e^{-\sigma s} E_1(w)$ is at least quadratic in the derivatives of $e^{-\sigma s} w$. If $\|w\|_{C_{\tau,1}^{2,\beta}}, \|w_i\|_{C_{\tau,1}^{2,\beta}}, \|u\|_{C_{\tau,1}^{2,\beta}} \leq c_0 e^{\tau s}$ for some sufficiently small $c_0 > 0$, then there exists $C = C(\alpha, h, \beta)$ (independent of $\tau \geq 0$ and $c_0 > 0$) such that for all $t \in [0, 1]$,

$$(3.29) \quad e^{-\sigma\tau} \|(DE_1)_{w+tu}\|_{C_{\tau,1}^{0,\beta}} \leq C e^{-\sigma\tau} \left(e^{-\sigma\tau} \|w\|_{C_{\tau,1}^{2,\beta}} + e^{-\sigma\tau} \|u\|_{C_{\tau,1}^{2,\beta}} \right),$$

and for all $t, s \in [0, 1]$,

$$(3.30) \quad e^{-\sigma\tau} \|(D^2E_1)_{w_2+tu+s(w_1-w_2)}\|_{C_{\tau,1}^{0,\beta}} \leq C e^{-2\sigma\tau}.$$

Similarly, we get that for all $t \in [0, 1]$,

$$(3.31) \quad e^{-\sigma\tau} \|(DE_2)_{w+tu}\|_{C_{\tau,1}^{0,\beta}} \leq C e^{-(\sigma+4\alpha)\tau}, \quad e^{-\sigma\tau} \|(D^2E_2)_{w_2+tu+s(w_1-w_2)}\|_{C_{\tau,1}^{0,\beta}} \leq C e^{-(2\sigma+4\alpha)\tau}.$$

Here, a sufficiently small $c_0 > 0$ is chosen to control nonlinear terms involving $(h + e^{-\sigma s} w_s)$ in E for the estimates above. The first and third estimates are direct consequences of these bounds and the integral representations (3.27) and (3.28). The second estimate follows from the first one since

$$(3.32) \quad e^{-\sigma\tau} \|E(0)\|_{C_{\tau,1}^{0,\beta}} \leq C \eta e^{-4\alpha\tau}.$$

This finishes the proof. \square

Now we introduce effective coordinates which are designed to obtain the quantitative estimate of translators.

Definition 3.4 (Effective coordinates). We define a transformation $\mathbf{b} : \mathbb{R}^K \rightarrow \mathbb{R}^K$ which maps $\mathbf{a} = (a_0, \dots, a_{K-1})$ to $\mathbf{b}(\mathbf{a}) = (b_0, \dots, b_{K-1})$ with $b_i = \text{sgn}(a_i) |a_i|^{1/(\sigma - \beta_i^+)}$.

Later, the translators $\Sigma_{\mathbf{a}}$ will be constructed so that they satisfy uniform estimates on a region $s \geq R_{\rho, \mathbf{a}}$, where we denote

$$(3.33) \quad R_{\rho, \mathbf{a}} := \rho + \ln(|\mathbf{b}(\mathbf{a})| + 1)$$

for $0 < \rho < \infty$ and $\mathbf{a} \in \mathbb{R}^K$; see Corollary 5.1 for instance.

Next, let us fix the constants

$$(3.34) \quad \bar{\gamma} := \sigma - \delta \quad \text{with } \delta := \frac{1}{2} \min(\delta_0, 4\alpha) > 0,$$

where $\delta_0 > 0$ is the constant defined by (3.20).

Theorem 3.5 (Existence on exterior domains). *There exist a constant $0 < \rho_1 < \infty$ and a K -parameter family of translators defined outside of compact sets, which are represented by functions $\tilde{w}_{\mathbf{a}}$ in $C_{R_{\rho_1, \mathbf{a}}}^{2, \frac{1}{2}, \bar{\gamma}}$ for $\mathbf{a} \in \mathbb{R}^K$. Here, $R_{\rho_1, \mathbf{a}} := \rho_1 + \ln(|\mathbf{b}(\mathbf{a})| + 1)$.*

More precisely, the constructed solutions $\tilde{w}_{\mathbf{a}}$ satisfy the following estimates with some constant $0 < c_1 < \infty$ and a family of functions $\tilde{g}_{\mathbf{a}}$ in $C_{R_{\rho_1, \mathbf{a}}}^{2, \frac{1}{2}, \bar{\gamma}}$ for $\mathbf{a} \in \mathbb{R}^K$:

(a) For each $\mathbf{a} \in \mathbb{R}^K$,

$$(3.35) \quad \|\tilde{w}_{\mathbf{a}}\|_{C_{R_{\rho_1, \mathbf{a}}}^{2, \beta, \bar{\gamma}}} \leq 2c_1 K e^{(\sigma - \bar{\gamma})R_{\rho_1, \mathbf{a}}} < e^{(\sigma - \bar{\gamma})R_{\rho_1, \mathbf{a}}} \quad \left(\beta = \frac{1}{3}, \frac{1}{2}\right),$$

with the constant $\bar{\gamma}$ in (3.34).

(b) For any two vectors $\mathbf{a} = (\mathbf{0}_{j+1}, \mathbf{a}_{K-j-1})$ and $\mathbf{a}' = (\mathbf{0}_j, a_j, \mathbf{a}_{K-j-1})$ with $\mathbf{a}_{K-j-1} \in \mathbb{R}^{K-j-1}$ and $a_j \neq 0$,

$$(3.36) \quad \tilde{w}_{\mathbf{a}'} - \tilde{w}_{\mathbf{a}} = a_j \left(e^{\beta_j^+ s} \varphi_j(\theta) + g_{\mathbf{a}'}(s, \theta) \right) \quad \text{with } \|g_{\mathbf{a}'}\|_{C_{R_{\rho_1, \mathbf{a}'}}^{2, \beta, \beta_j^+ - \delta}} \leq e^{\delta R_{\rho_1, \mathbf{a}'}} \quad \left(\beta = \frac{1}{3}, \frac{1}{2}\right),$$

with the constant $\delta > 0$ in (3.34).

Here, positive constants ρ_1 and c_1 depend only on α and h .

Remark 3.6. *Theorem 3.5 implies that $\|\tilde{w}_{\mathbf{a}}\|_{C_{R_{\rho_1, \mathbf{a}}}^{2, \beta, \sigma}} \leq 2c_1 K < 1$ and $\|g_{\mathbf{a}'}\|_{C_{R_{\rho_1, \mathbf{a}'}}^{2, \beta, \beta_j^+}} \leq 1$. Next, we should mention that the Hölder exponents are fixed at $\beta = 1/2$ or $1/3$ for the sake of notational simplicity. The reason why we introduce two Hölder exponents and ensure the estimates hold uniformly for both exponents will become apparent in Proposition 4.4. In the proposition, we will show the continuity of barriers in a weighted $C^{2, \frac{1}{3}}$ -norm on exterior regions. When proving it, the following interpolation inequality is used:*

$$\|w\|_{C_{s,1}^{2, \frac{1}{3}}} \leq C \|w\|_{L_{s,1}^2}^{\vartheta} \|w\|_{C_{s,1}^{2, \frac{1}{2}}}^{1-\vartheta}$$

in order to bypass a technical difficulty. Apart from this, it can be regarded that we construct a solution in the Hölder space with the higher exponent $1/2$.

Proof of Theorem 3.5. We will construct $\tilde{w}_{\mathbf{a}}$ in $C_{R_{\rho_1, \mathbf{a}}}^{2, \frac{1}{2}, \bar{\gamma}}$ for $\mathbf{a} \in \mathbb{R}^K$ of the form $\mathbf{a} = (\mathbf{0}_{j+1}, \mathbf{a}_{K-j-1}) \in \mathbb{R}^K$ with a fixed j which runs backward from $j = K - 1$ to $j = 0$, so that the resulting solutions satisfy a slightly better bound than (3.35):

$$(3.37) \quad \|\tilde{w}_{\mathbf{a}}\|_{C_{R_{\rho_1, \mathbf{a}}}^{2, \beta, \bar{\gamma}}} \leq 2c_1 (K - j) e^{(\sigma - \bar{\gamma})R_{\rho_1, \mathbf{a}}}.$$

In order to choose appropriate constants ρ_1 and c_1 , let us select a small constant $c_0 > 0$ from (3.23) in Lemma 3.3 which is satisfied with both $\beta = \frac{1}{3}, \frac{1}{2}$. Let C_0 be the constant from the invertibility estimates of Jacobi operator in Corollary 3.2, C_1 be the constant from the error estimates in Lemma 3.3, and C_2 be a constant such that

$$(3.38) \quad \|\varphi_j e^{\beta_j^+ s}\|_{C_0^{2, \beta, \beta_j^+}} \leq C_2 \quad \text{for all } j \in \{1, \dots, K - 1\}.$$

Here and below, the constants appearing in uniform estimates with the Hölder norm are chosen to satisfy those estimates for both the exponents $\beta = \frac{1}{3}, \frac{1}{2}$. Moreover, we shall often abbreviate estimates with “ $\|\cdot\|_{k,\beta,\gamma}$ ” satisfied for both $\beta = \frac{1}{3}, \frac{1}{2}$ ” to those only with “ $\|\cdot\|_{k,\beta,\gamma}$ ”, omitting which β 's are considered. We also notice that $\|E(0)\|_{C_0^{0,\beta,\bar{\gamma}}} < \infty$ from Lemma 3.3. Throughout the proof, we fix a small constant c_1 such that

$$(3.39) \quad c_1 C_0 C_1 (2K + 5)(1 + C_2) \leq 1/2, \quad \text{and} \quad 2c_1 K \leq c_0,$$

and then fix a large positive constant ρ_1 satisfying

$$(3.40) \quad e^{(\bar{\gamma}-\sigma)\rho_1} C_0 \|E(0)\|_{C_0^{0,\beta,\bar{\gamma}}} \leq c_1, \quad e^{-4\alpha\rho_1} \leq c_1, \quad \text{and} \quad e^{(\beta_{K-1}^+-\sigma)\rho_1} C_2 \leq c_1.$$

for $\beta = \frac{1}{3}, \frac{1}{2}$. Later, c_1 may be replaced by smaller ones as shown in (4.1) and the explanation following (5.7), and ρ_1 may be replaced by a larger one as per (4.1). Here, we do not impose such conditions to avoid extra complications.

(i) First, we construct a reference translator \tilde{w}_0 by a fixed point argument with the operator H_{K,ρ_1} and the zero function for the initial iteration. We inductively define

$$(3.41) \quad u_0 := H_{K,\rho_1}(E(0)), \quad u_1 := H_{K,\rho_1}(E(u_0) - E(0)),$$

and

$$(3.42) \quad u_{k+1} := H_{K,\rho_1} \left(E \left(\sum_{i=0}^k u_i \right) - E \left(\sum_{i=0}^{k-1} u_i \right) \right) \quad \text{for } k \geq 1.$$

(To define u_k as above, we need to check that $E \left(\sum_{i=0}^k u_i \right) - E \left(\sum_{i=0}^{k-1} u_i \right)$ belongs to $C_{\rho_1}^{0,\frac{1}{2},\bar{\gamma}}$ and this follows from (3.45) below.) Note also that the solution given by Lemma 3.1 has the explicit expression and the solutions are identical for different β . Then we will show that $\sum_{i=1}^{\infty} u_i$ converges in $C_{\rho_1}^{2,\beta,\bar{\gamma}}$ for $\beta = \frac{1}{3}, \frac{1}{2}$, and $\tilde{w}_0 := \sum_{i=0}^{\infty} u_i$ solves $\hat{L}\tilde{w}_0 = E(\tilde{w}_0)$ on $(\rho_1, \infty) \times \mathbb{S}^1$.

By Corollary 3.2 and the choice of ρ_1 ,

$$(3.43) \quad \|u_0\|_{C_{\rho_1}^{2,\beta,\sigma}} \leq e^{(\bar{\gamma}-\sigma)\rho_1} \|u_0\|_{C_{\rho_1}^{2,\beta,\bar{\gamma}}} \leq e^{(\bar{\gamma}-\sigma)\rho_1} C_0 \|E(0)\|_{C_{\rho_1}^{0,\beta,\bar{\gamma}}} \leq c_1 \leq c_0$$

for $\beta = \frac{1}{3}, \frac{1}{2}$. Then by Corollary 3.2 and Lemma 3.3, we have

$$(3.44) \quad \begin{aligned} \|u_1\|_{C_{\rho_1}^{2,\beta,\bar{\gamma}}} &\leq C_0 \|E(u_0) - E(0)\|_{C_{\rho_1}^{0,\beta,\bar{\gamma}}} \leq C_0 C_1 \left\{ e^{(\bar{\gamma}-\sigma)\rho_1} \|u_0\|_{C_{\rho_1}^{2,\beta,\bar{\gamma}}} + e^{-4\alpha\rho_1} \right\} \|u_0\|_{C_{\rho_1}^{2,\beta,\bar{\gamma}}} \\ &\leq 2C_0 C_1 c_1 \|u_0\|_{C_{\rho_1}^{2,\beta,\bar{\gamma}}} < \|u_0\|_{C_{\rho_1}^{2,\beta,\bar{\gamma}}}/2 \end{aligned}$$

for $\beta = \frac{1}{3}, \frac{1}{2}$. Moreover, we will prove by an induction that u_i given in (3.42) satisfy

$$(3.45) \quad \|u_i\|_{C_{\rho_1}^{2,\beta,\bar{\gamma}}} \leq 2^{-i} \|u_0\|_{C_{\rho_1}^{2,\beta,\bar{\gamma}}} \quad \forall i \geq 1$$

for $\beta = \frac{1}{3}, \frac{1}{2}$. Note that this, in particular, implies

$$(3.46) \quad \|u_i\|_{C_{\rho_1}^{2,\beta,\sigma}} \leq e^{(\bar{\gamma}-\sigma)\rho_1} \|u_i\|_{C_{\rho_1}^{2,\beta,\bar{\gamma}}} \leq 2^{-i} e^{(\bar{\gamma}-\sigma)\rho_1} \|u_0\|_{C_{\rho_1}^{2,\beta,\bar{\gamma}}} \leq 2^{-i} c_1.$$

Suppose that (3.45) is true for all $1 \leq i \leq k$. From the assumption, it follows that $\sum_{i=0}^k \|u_i\|_{C_{\rho_1}^{2,\beta,\sigma}} \leq 2c_1 \leq c_0$ for $\beta = \frac{1}{3}, \frac{1}{2}$. Utilizing Corollary 3.2 and Lemma 3.3 yields that

$$(3.47) \quad \begin{aligned} \|u_{k+1}\|_{C_{\rho_1}^{2,\beta,\bar{\gamma}}} &\leq C_0 \left\| E \left(\sum_{i=0}^k u_i \right) - E \left(\sum_{i=0}^{k-1} u_i \right) \right\|_{C_{\rho_1}^{0,\beta,\bar{\gamma}}} \\ &\leq C_0 C_1 \left\{ e^{(\bar{\gamma}-\sigma)\rho_1} \sum_{i=0}^k \|u_i\|_{C_{\rho_1}^{2,\beta,\bar{\gamma}}} + e^{-4\alpha\rho_1} \right\} \|u_k\|_{C_{\rho_1}^{2,\beta,\bar{\gamma}}} \\ &\leq C_0 C_1 (2c_1 + c_1) \|u_k\|_{C_{\rho_1}^{2,\beta,\bar{\gamma}}} < \|u_k\|_{C_{\rho_1}^{2,\beta,\bar{\gamma}}}/2 \end{aligned}$$

for $\beta = \frac{1}{3}, \frac{1}{2}$. Thus, we have proved (3.45) since (3.45) is true for $i = 1$ by (3.44). Thus $\tilde{w}_0 = \sum_{i=0}^{\infty} u_i$ satisfies

$$(3.48) \quad \|\tilde{w}_0\|_{C_{R_{\rho_1, \mathbf{0}}}^{2, \beta, \bar{\gamma}}} \leq 2\|u_0\|_{C_{\rho_1}^{2, \beta, \bar{\gamma}}} \leq 2c_1 e^{(\sigma - \bar{\gamma})R_{\rho_1, \mathbf{0}}}$$

for $\beta = \frac{1}{3}, \frac{1}{2}$, and $\hat{L}\tilde{w}_0 = E(\tilde{w}_0)$ on $(R_{\rho_1, \mathbf{0}}, \infty) \times \mathbb{S}^1$.

(ii) Next, suppose that $\tilde{w}_{\mathbf{a}} \in C_{R_{\rho_1, \mathbf{a}}}^{2, \frac{1}{2}, \bar{\gamma}}$ is a solution with some $\mathbf{a} = (\mathbf{0}_{j+1}, \mathbf{a}_{K-j-1}) \in \mathbb{R}^K$ (for some $0 \leq j \leq K-1$) that satisfies

$$(3.49) \quad e^{(\bar{\gamma} - \sigma)R_{\rho_1, \mathbf{a}}} \|\tilde{w}_{\mathbf{a}}\|_{C_{R_{\rho_1, \mathbf{a}}}^{2, \beta, \bar{\gamma}}} \leq 2(K-j)c_1$$

for $\beta = \frac{1}{3}, \frac{1}{2}$. For a given $\mathbf{a}' = (\mathbf{0}_j, a_j, \mathbf{a}_{K-j-1})$ with $a_j \neq 0$, it suffices to construct a solution $\tilde{w}_{\mathbf{a}'} \in C_{R_{\rho_1, \mathbf{a}'}}^{2, \frac{1}{2}, \bar{\gamma}}$ satisfying the estimate

$$(3.50) \quad e^{(\bar{\gamma} - \sigma)R_{\rho_1, \mathbf{a}'}} \|\tilde{w}_{\mathbf{a}'} - \tilde{w}_{\mathbf{a}}\|_{C_{R_{\rho_1, \mathbf{a}'}}^{2, \beta, \bar{\gamma}}} \leq 2c_1$$

for $\beta = \frac{1}{3}, \frac{1}{2}$, and (3.36). We define $\tilde{w}_{\mathbf{a}'}$ by

$$(3.51) \quad \tilde{w}_{\mathbf{a}'} = \tilde{w}_{\mathbf{a}} + \sum_{i=0}^{\infty} u_i \quad \text{with} \quad u_0 := a_j \varphi_j e^{\beta_j^+ s},$$

where the remaining u_i 's in $C_{R_{\rho_1, \mathbf{a}'}}^{2, \frac{1}{2}, \bar{\gamma}}$ are inductively defined by

$$(3.52) \quad u_1 = H_{j, R_{\rho_1, \mathbf{a}'}} \left(E(\tilde{w}_{\mathbf{a}} + u_0) - E(\tilde{w}_{\mathbf{a}}) \right), \quad u_{k+1} := H_{j, R_{\rho_1, \mathbf{a}'}} \left(E(\tilde{w}_{\mathbf{a}} + \sum_{i=0}^k u_i) - E(\tilde{w}_{\mathbf{a}} + \sum_{i=0}^{k-1} u_i) \right)$$

for $k \geq 1$. Here, we conveniently interpret $\tilde{w}_{\mathbf{a}}$ and $a_j \varphi_j e^{\beta_j^+ s}$ as functions defined on $[R_{\rho_1, \mathbf{a}'}, \infty) \times \mathbb{S}^1$ by restricting their domains since $R_{\rho_1, \mathbf{a}'} \geq R_{\rho_1, \mathbf{a}}$. Then we will show that

$$(3.53) \quad \|u_1\|_{C_{R_{\rho_1, \mathbf{a}'}}^{2, \beta, \beta_j^+ - \delta}} \leq [2(1 + C_2)]^{-1} e^{\delta R_{\rho_1, \mathbf{a}'}} \|u_0\|_{C_{R_{\rho_1, \mathbf{a}'}}^{2, \beta, \beta_j^+}},$$

for $\beta = \frac{1}{3}, \frac{1}{2}$, and by an induction,

$$(3.54) \quad \|u_{i+1}\|_{C_{R_{\rho_1, \mathbf{a}'}}^{2, \beta, \beta_j^+ - \delta}} \leq 2^{-1} \|u_i\|_{C_{R_{\rho_1, \mathbf{a}'}}^{2, \beta, \beta_j^+ - \delta}} \quad \forall i \geq 1.$$

for $\beta = \frac{1}{3}, \frac{1}{2}$.

To begin with, by the choice of C_2 , we have

$$(3.55) \quad \|u_0\|_{C_{R_{\rho_1, \mathbf{a}'}}^{2, \beta, \sigma}} \leq e^{(\beta_j^+ - \sigma)R_{\rho_1, \mathbf{a}'}} \|u_0\|_{C_{R_{\rho_1, \mathbf{a}'}}^{2, \beta, \beta_j^+}} \leq e^{(\beta_j^+ - \sigma)R_{\rho_1, \mathbf{a}'}} |a_j| C_2$$

for $\beta = \frac{1}{3}, \frac{1}{2}$. Since $R_{\rho_1, \mathbf{a}'} = \rho_1 + \ln(|\mathbf{b}(\mathbf{a}')| + 1)$, $|b_j| = |a_j|^{1/(\sigma - \beta_j^+)}$, and $\beta_j^+ \leq \beta_{K-1}^+$, we obtain

$$(3.56) \quad \|u_0\|_{C_{R_{\rho_1, \mathbf{a}'}}^{2, \beta, \sigma}} \leq e^{(\beta_j^+ - \sigma)R_{\rho_1, \mathbf{a}'}} \|u_0\|_{C_{R_{\rho_1, \mathbf{a}'}}^{2, \beta, \beta_j^+}} \leq e^{(\beta_j^+ - \sigma)\rho_1} C_2 \leq c_1 \leq c_0$$

for $\beta = \frac{1}{3}, \frac{1}{2}$. Once (3.53)-(3.54) are shown, we deduce that

$$(3.57) \quad \left\| \sum_{i=0}^{\infty} u_i \right\|_{C_{R_{\rho_1, \mathbf{a}'}}^{2, \beta, \bar{\gamma}}} \leq e^{(\beta_j^+ - \bar{\gamma})R_{\rho_1, \mathbf{a}'}} \sum_{i=0}^{\infty} \|u_i\|_{C_{R_{\rho_1, \mathbf{a}'}}^{2, \beta, \beta_j^+}} \leq e^{(\beta_j^+ - \bar{\gamma})R_{\rho_1, \mathbf{a}'}} 2 \|u_0\|_{C_{R_{\rho_1, \mathbf{a}'}}^{2, \beta, \beta_j^+}} \leq 2c_1 e^{(\sigma - \bar{\gamma})R_{\rho_1, \mathbf{a}'}} ,$$

and

$$(3.58) \quad \left\| \sum_{i=1}^{\infty} u_i \right\|_{C_{R_{\rho_1, \mathbf{a}'}}^{2, \beta, \beta_j^+ - \delta}} \leq 2 \|u_1\|_{C_{R_{\rho_1, \mathbf{a}'}}^{2, \beta, \beta_j^+ - \delta}} \leq (1 + C_2)^{-1} e^{\delta R_{\rho_1, \mathbf{a}'}} \|u_0\|_{C_{R_{\rho_1, \mathbf{a}'}}^{2, \beta, \beta_j^+}} \leq e^{\delta R_{\rho_1, \mathbf{a}'}} |a_j|$$

for $\beta = \frac{1}{3}, \frac{1}{2}$, which imply (3.50) and (3.36).

So, it remains to prove (3.53) and (3.54). By (3.49) and (3.56), we apply Corollary 3.2 and Lemma 3.3 to get

$$(3.59) \quad \begin{aligned} & \|u_1\|_{C_{R_{\rho_1, \mathbf{a}'}}^{2, \beta, \beta_j^+ - \delta}} \leq C_0 \|E(\tilde{w}_{\mathbf{a}} + u_0) - E(\tilde{w}_{\mathbf{a}})\|_{C_{R_{\rho_1, \mathbf{a}'}}^{0, \beta, \beta_j^+ - \delta}} \\ & \leq C_0 C_1 e^{\delta R_{\rho_1, \mathbf{a}'}} \left\{ e^{(\tilde{\gamma} - \sigma) R_{\rho_1, \mathbf{a}'}} \|\tilde{w}_{\mathbf{a}}\|_{C_{R_{\rho_1, \mathbf{a}'}}^{2, \beta, \tilde{\gamma}}} + e^{(\beta_j^+ - \sigma) R_{\rho_1, \mathbf{a}'}} \|u_0\|_{C_{R_{\rho_1, \mathbf{a}'}}^{2, \beta, \beta_j^+}} + e^{-4\alpha R_{\rho_1, \mathbf{a}'}} \right\} \|u_0\|_{C_{R_{\rho_1, \mathbf{a}'}}^{2, \beta, \beta_j^+}} \\ & \leq C_0 C_1 e^{\delta R_{\rho_1, \mathbf{a}'}} (2Kc_1 + c_1 + c_1) \|u_0\|_{C_{R_{\rho_1, \mathbf{a}'}}^{2, \beta, \beta_j^+}} \end{aligned}$$

for $\beta = \frac{1}{3}, \frac{1}{2}$. Here, we recall that δ is given by (3.34) when applying the error estimate in Lemma 3.3. This shows (3.53) since $C_0 C_1 (2K + 2)c_1 \leq [2(1 + C_2)]^{-1}$ by the choice of c_1 . Next, suppose that (3.54) holds for all $2 \leq i \leq k$ with a given $k \geq 2$. By (3.53), (3.56) and the induction hypothesis, it follows that

$$(3.60) \quad \sum_{i=0}^k \|u_i\|_{C_{R_{\rho_1, \mathbf{a}'}}^{2, \beta, \sigma}} \leq \sum_{i=0}^k e^{(\beta_j^+ - \sigma) R_{\rho_1, \mathbf{a}'}} \|u_i\|_{C_{R_{\rho_1, \mathbf{a}'}}^{2, \beta, \beta_j^+}} \leq 2e^{(\beta_j^+ - \sigma) R_{\rho_1, \mathbf{a}'}} \|u_0\|_{C_{R_{\rho_1, \mathbf{a}'}}^{2, \beta, \beta_j^+}} \leq 2c_1 \leq c_0$$

for $\beta = \frac{1}{3}, \frac{1}{2}$. Applying Corollary 3.2 and Lemma 3.3 again, we obtain

$$(3.61) \quad \begin{aligned} & \|u_{k+1}\|_{C_{R_{\rho_1, \mathbf{a}'}}^{2, \beta, \beta_j^+ - \delta}} \leq C_0 \|E(\tilde{w}_{\mathbf{a}} + \sum_{i=0}^k u_i) - E(\tilde{w}_{\mathbf{a}} + \sum_{i=0}^{k-1} u_i)\|_{C_{R_{\rho_1, \mathbf{a}'}}^{0, \beta, \beta_j^+ - \delta}} \\ & \leq C_0 C_1 \left\{ e^{(\tilde{\gamma} - \sigma) R_{\rho_1, \mathbf{a}'}} \|\tilde{w}_{\mathbf{a}}\|_{C_{R_{\rho_1, \mathbf{a}'}}^{2, \beta, \tilde{\gamma}}} + \sum_{i=0}^k e^{(\beta_j^+ - \sigma) R_{\rho_1, \mathbf{a}'}} \|u_i\|_{C_{R_{\rho_1, \mathbf{a}'}}^{2, \beta, \beta_j^+}} + e^{-4\alpha R_{\rho_1, \mathbf{a}'}} \right\} \|u_k\|_{C_{R_{\rho_1, \mathbf{a}'}}^{2, \beta, \beta_j^+ - \delta}}, \end{aligned}$$

and hence

$$(3.62) \quad \|u_{k+1}\|_{C_{R_{\rho_1, \mathbf{a}'}}^{2, \beta, \beta_j^+ - \delta}} \leq C_0 C_1 (2Kc_1 + 2c_1 + c_1) \|u_k\|_{C_{R_{\rho_1, \mathbf{a}'}}^{2, \beta, \beta_j^+ - \delta}} \leq 2^{-1} \|u_k\|_{C_{R_{\rho_1, \mathbf{a}'}}^{2, \beta, \beta_j^+ - \delta}}$$

for $\beta = \frac{1}{3}, \frac{1}{2}$. Since the case when $k = 1$ can be proved by the same argument, we deduce that (3.54) holds true. This completes the proof. \square

4. CONSTRUCTION OF GLOBAL BARRIERS

The next goal is to fill in translators existing on exterior domains, given in Theorem 3.5, and obtain complete translators. This goal is achieved by constructing global barriers which are asymptotic to exterior translators. In this section, we first construct a translator on the exterior of a large ball $B_{R_{\rho_2, \mathbf{a}}}$ (for $\rho_2 > \rho_1$), that has a prescribed behavior of its value and radial derivative of $S(e^s, \theta)/h(\theta)$ on the boundary $\partial B_{R_{\rho_2, \mathbf{a}}}$ in Proposition 4.1. This technical result will be used to construct global upper and lower barriers in Proposition 4.3.

For this task, the constants c_1 and ρ_1 in (3.39)-(3.40) need to satisfy an additional condition. By possibly replacing with smaller c_1 and larger ρ_1 , let us further assume that

$$(4.1) \quad C_0 C_1 [2c_1 K + 2c_1 + e^{-4\alpha \rho_1}] < \frac{\sigma \zeta}{4(\inf_{\mathbb{S}^1} h + \sup_{\mathbb{S}^1} h)}, \quad \text{where } \zeta := \frac{1}{4} \left(2 - \frac{1}{\sigma} \right).$$

Here, the constants C_0 and C_1 are given by Corollary 3.2, and Lemma 3.3, respectively, as before for both $\beta = \frac{1}{3}, \frac{1}{2}$. Let us also fix a small constant $c_2 > 0$ such that

$$(4.2) \quad c_2 \leq \frac{c_1}{\inf_{\mathbb{S}^1} h + \sup_{\mathbb{S}^1} h},$$

$$(4.3) \quad (1 - \sigma c_2)^{\frac{1}{\sigma} - 1} > 1 - (\sigma^{-1} - 1 + \zeta) \sigma c_2, \quad (1 - \zeta)(\sigma^{-1} - 1 + \zeta) \sigma c_2 < \zeta,$$

$$(4.4) \quad \text{and} \quad (1 + \sigma c_2)^{\frac{1}{\sigma} - 1} < 1 + (\sigma^{-1} - 1 + \zeta) \sigma c_2.$$

Here, the last three conditions will be used when constructing global barriers in Proposition 4.3.

In the following, we obtain exterior translators having a prescribed behavior of its value and radial derivative on the boundary.

Proposition 4.1 (Barriers on exterior domains). *For $\mathbf{a} \in \mathbb{R}^K$, let $\tilde{w}_{\mathbf{a}} \in C_{R_{\rho_1, \mathbf{a}}}^{2, \frac{1}{2}, \bar{\gamma}}$ represent the translator obtained in Theorem 3.5 with $R_{\rho_1, \mathbf{a}} = \rho_1 + \ln(|\mathbf{b}(\mathbf{a})| + 1)$. Then, there is a constant $\rho_2 > \rho_1$ (depending on α and h) such that for each $\mathbf{a} \in \mathbb{R}^K$ and for each $\rho \geq \rho_2$, there exist solutions w_+ and w_- in $C_{R_{\rho, \mathbf{a}}}^{2, \frac{1}{2}, -\frac{1}{2}}$ to the equation*

$$(4.5) \quad \hat{L}(\tilde{w}_{\mathbf{a}} + w_{\pm}) = E(\tilde{w}_{\mathbf{a}} + w_{\pm}) \quad \text{on} \quad (R_{\rho, \mathbf{a}}, \infty) \times \mathbb{S}^1$$

with $R_{\rho, \mathbf{a}} = \rho + \ln(|\mathbf{b}(\mathbf{a})| + 1)$, which satisfy the following boundary conditions:

$$(4.6) \quad \begin{cases} \frac{\tilde{w}_{\mathbf{a}} + w_{\pm}}{h} = \mp c_2 e^{\sigma R_{\rho, \mathbf{a}}} & \text{on} \quad s = R_{\rho, \mathbf{a}}, \\ \pm \frac{\partial}{\partial s} \left(\frac{\tilde{w}_{\mathbf{a}} + w_{\pm}}{h} \right) > (1 - \zeta) \sigma c_2 e^{\sigma R_{\rho, \mathbf{a}}} & \text{on} \quad s = R_{\rho, \mathbf{a}}. \end{cases}$$

Moreover, we have

$$(4.7) \quad \|w_{\pm}\|_{C_{R_{\rho, \mathbf{a}}}^{2, \beta, -\frac{1}{2}}} \leq 2c_1 e^{(\sigma + \frac{1}{2})R_{\rho, \mathbf{a}}} \quad (\beta = \frac{1}{3}, \frac{1}{2}).$$

Proof. It suffices to construct a solution w_+ to (4.5) since the other is similar. For each $\rho > \rho_1$, there exists a solution \hat{g} in $C_{R_{\rho, \mathbf{a}}}^{2, \frac{1}{2}, \beta_0^-}$ to the problem

$$(4.8) \quad \begin{cases} \hat{L}(\hat{g}) = 0 & \text{on} \quad (R_{\rho, \mathbf{a}}, \infty) \times \mathbb{S}^1, \\ \hat{g} = -\tilde{w}_{\mathbf{a}} & \text{on} \quad \{s = R_{\rho, \mathbf{a}}\} \times \mathbb{S}^1, \end{cases}$$

where we recall $\beta_0^- = -\sigma$. More specifically, let $\tilde{w}_{\mathbf{a}}(R_{\rho, \mathbf{a}}, \cdot) = \sum_{j=0}^{\infty} d_j \varphi_j(\cdot)$ with some constants $d_j \in \mathbb{R}$ for $j \geq 0$. Here, $\{\varphi_j\}_{j=0}^{\infty}$ is an orthonormal basis of $L_h^2(\mathbb{S}^1)$ consisting of eigenfunctions of L solving (2.13). Then a solution \hat{g} can be explicitly written as

$$(4.9) \quad \hat{g}(s, \theta) = - \sum_{j=0}^{\infty} d_j e^{\beta_j^- (s - R_{\rho, \mathbf{a}})} \varphi_j(\theta) \quad \text{on} \quad [R_{\rho, \mathbf{a}}, \infty) \times \mathbb{S}^1.$$

Here, it can be shown that \hat{g} belongs to $C_{R_{\rho, \mathbf{a}}}^{2, \frac{1}{2}, \beta_0^-}$ by using (interior and boundary) $W^{2,2}$ and Schauder estimates for elliptic equations. Indeed, it holds that for each $\rho \geq \rho_2$,

$$(4.10) \quad e^{\beta_0^- R_{\rho, \mathbf{a}}} \|\hat{g}\|_{C_{R_{\rho, \mathbf{a}}}^{2, \beta, \beta_0^-}} \leq C e^{\bar{\gamma} R_{\rho, \mathbf{a}}} \|\tilde{w}_{\mathbf{a}}\|_{C_{R_{\rho, \mathbf{a}}}^{2, \beta, \bar{\gamma}}} \leq C e^{(\sigma - \bar{\gamma})(\rho_1 - \rho)} e^{\sigma R_{\rho, \mathbf{a}}}$$

with $\beta = \frac{1}{3}, \frac{1}{2}$, since $\|\tilde{w}_{\mathbf{a}}\|_{C_{R_{\rho_1, \mathbf{a}}}^{2, \beta, \bar{\gamma}}} \leq e^{(\sigma - \bar{\gamma})R_{\rho_1, \mathbf{a}}}$ by Theorem 3.5. Here, a constant $C > 1$ is chosen to satisfy regularity estimates for both $\beta = \frac{1}{3}, \frac{1}{2}$, and it depends on α and h . As in the proof of Theorem 3.5, we may

omit to mention that constants appearing uniform estimates are selected to satisfy those for both $\beta = \frac{1}{3}, \frac{1}{2}$. By choosing $\rho_2 > \rho_1$ sufficiently large, this implies that for each $\rho \geq \rho_2$,

$$(4.11) \quad e^{\beta_0^- R_{\rho, \mathbf{a}}} \|\hat{g}\|_{C_{R_{\rho, \mathbf{a}}}^{2, \beta, \beta_0^-}} + e^{\bar{\gamma} R_{\rho, \mathbf{a}}} \|\tilde{w}_{\mathbf{a}}\|_{C_{R_{\rho, \mathbf{a}}}^{2, \beta, \bar{\gamma}}} < \frac{1}{2} (\inf_{\mathbb{S}^1} h) \zeta \sigma c_2 e^{\sigma R_{\rho, \mathbf{a}}},$$

with $\beta = \frac{1}{3}, \frac{1}{2}$, where ρ_2 depends only on α and h .

In order to construct a solution u , we first define

$$(4.12) \quad u_0(s, \theta) := \hat{g}(s, \theta) - c_2 e^{\sigma R_{\rho, \mathbf{a}}} e^{\beta_0^- (s - R_{\rho, \mathbf{a}})} h(\theta) \quad \text{on } [R_{\rho, \mathbf{a}}, \infty) \times \mathbb{S}^1.$$

Using (4.11) and $\beta_0^- = -\sigma$, we obtain

$$(4.13) \quad \begin{cases} \hat{L}(u_0) = 0 & \text{on } (R_{\rho, \mathbf{a}}, \infty) \times \mathbb{S}^1, \\ \frac{\tilde{w}_{\mathbf{a}} + u_0}{h} = -c_2 e^{\sigma R_{\rho, \mathbf{a}}} & \text{on } \{s = R_{\rho, \mathbf{a}}\} \times \mathbb{S}^1, \\ \frac{\partial}{\partial s} \left(\frac{\tilde{w}_{\mathbf{a}} + u_0}{h} \right) > \left(1 - \frac{\zeta}{2}\right) \sigma c_2 e^{\sigma R_{\rho, \mathbf{a}}} & \text{on } \{s = R_{\rho, \mathbf{a}}\} \times \mathbb{S}^1. \end{cases}$$

In view of Lemma 3.1 (with $\beta_0^- = -\sigma < -\frac{1}{2} < \beta_0^+ = -2\alpha$), we inductively define

$$(4.14) \quad u_1 := H_{0, R_{\rho, \mathbf{a}}} \left(E(\tilde{w}_{\mathbf{a}} + u_0) - E(\tilde{w}_{\mathbf{a}}) \right),$$

and

$$(4.15) \quad u_{k+1} := H_{0, R_{\rho, \mathbf{a}}} \left(E\left(\tilde{w}_{\mathbf{a}} + \sum_{i=0}^k u_i\right) - E\left(\tilde{w}_{\mathbf{a}} + \sum_{i=0}^{k-1} u_i\right) \right) \quad \text{for all } k \geq 1.$$

(We will verify that $E\left(\tilde{w}_{\mathbf{a}} + \sum_{i=0}^k u_i\right) - E\left(\tilde{w}_{\mathbf{a}} + \sum_{i=0}^{k-1} u_i\right)$ belongs to $C_{R_{\rho, \mathbf{a}}}^{0, \frac{1}{2}, -\frac{1}{2}}$ as before.)

To construct a desired solution u , we claim that for each $\rho \geq \rho_2$,

$$(4.16) \quad \|u_{i+1}\|_{C_{R_{\rho, \mathbf{a}}}^{2, \beta, -\frac{1}{2}}} \leq 2^{-i} c_1 e^{(\frac{1}{2} + \sigma) R_{\rho, \mathbf{a}}} \quad \forall i \geq 0$$

with $\beta = \frac{1}{3}, \frac{1}{2}$. To prove the claim, we first obtain from (4.11) and the choice of c_2 in (4.2) that

$$(4.17) \quad \|u_0\|_{C_{R_{\rho, \mathbf{a}}}^{2, \beta, -\frac{1}{2}}} \leq e^{(\frac{1}{2} + \beta_0^-) R_{\rho, \mathbf{a}}} \|u_0\|_{C_{R_{\rho, \mathbf{a}}}^{2, \beta, \beta_0^-}} \leq c_2 e^{(\frac{1}{2} + \sigma) R_{\rho, \mathbf{a}}} \left[\frac{1}{2} (\inf_{\mathbb{S}^1} h) \zeta \sigma + (\sup_{\mathbb{S}^1} h) \right] \leq c_1 e^{(\frac{1}{2} + \sigma) R_{\rho, \mathbf{a}}}$$

for $\beta = \frac{1}{3}, \frac{1}{2}$. By a similar argument as in the proof of Theorem 3.5, we have

$$(4.18) \quad \begin{aligned} \|u_{k+1}\|_{C_{R_{\rho, \mathbf{a}}}^{2, \beta, -\frac{1}{2}}} &\leq C_0 \|E(\tilde{w}_{\mathbf{a}} + \sum_{i=0}^k u_i) - E(\tilde{w}_{\mathbf{a}} + \sum_{i=0}^{k-1} u_i)\|_{C_{R_{\rho, \mathbf{a}}}^{0, \beta, -\frac{1}{2}}} \\ &\leq C_0 C_1 \left[e^{(\bar{\gamma} - \sigma) R_{\rho, \mathbf{a}}} \|\tilde{w}_{\mathbf{a}}\|_{C_{R_{\rho, \mathbf{a}}}^{2, \beta, \bar{\gamma}}} + \sum_{i=0}^k \|u_i\|_{C_{R_{\rho, \mathbf{a}}}^{2, \beta, \sigma}} + e^{-4\alpha R_{\rho, \mathbf{a}}} \right] \|u_k\|_{C_{R_{\rho, \mathbf{a}}}^{2, \beta, -\frac{1}{2}}} \\ &\leq C_0 C_1 [2c_1 K + 2c_1 + e^{-4\alpha \rho_1}] \|u_k\|_{C_{R_{\rho, \mathbf{a}}}^{2, \beta, -\frac{1}{2}}} < 2^{-1} \|u_k\|_{C_{R_{\rho, \mathbf{a}}}^{2, \beta, -\frac{1}{2}}} \end{aligned}$$

for $\beta = \frac{1}{3}, \frac{1}{2}$. This implies (4.16) and hence $\{u_k\}_{k=0}^{\infty}$ geometrically converges in $C_{R_{\rho, \mathbf{a}}}^{2, \beta, -\frac{1}{2}}$ (for $\beta = \frac{1}{3}, \frac{1}{2}$), and letting $w_+ := \sum_{i=0}^{\infty} u_i$, (4.17) yields that for $\beta = \frac{1}{3}, \frac{1}{2}$,

$$(4.19) \quad \|w_+\|_{C_{R_{\rho, \mathbf{a}}}^{2, \beta, -\frac{1}{2}}} \leq 2 \|u_0\|_{C_{R_{\rho, \mathbf{a}}}^{2, \beta, -\frac{1}{2}}} \leq 2c_1 e^{(\sigma + \frac{1}{2}) R_{\rho, \mathbf{a}}}.$$

Note that $\tilde{w}_{\mathbf{a}} + w_+$ solves the translator equation on $(R_{\rho, \mathbf{a}}, \infty) \times \mathbb{S}^1$. It remains to check the boundary conditions in (4.13). Since (4.18), (4.1) and (4.17) imply

$$(4.20) \quad \|u_1\|_{C_{R_{\rho, \mathbf{a}}}^{2, \beta, -\frac{1}{2}}} \leq \frac{\sigma \zeta}{4(\inf_{\mathbb{S}^1} h + \sup_{\mathbb{S}^1} h)} \|u_0\|_{C_{R_{\rho, \mathbf{a}}}^{2, \beta, -\frac{1}{2}}} < \frac{1}{4} \zeta \sigma c_2 e^{(\frac{1}{2} + \sigma) R_{\rho, \mathbf{a}}},$$

it follows that

$$(4.21) \quad \left\| \sum_{i=1}^{\infty} u_i \right\|_{C_{R_{\rho, \mathbf{a}}}^{2, \beta, -\frac{1}{2}}} \leq 2 \|u_1\|_{C_{R_{\rho, \mathbf{a}}}^{2, \beta, -\frac{1}{2}}} \leq \frac{1}{2} \zeta \sigma c_2 e^{(\frac{1}{2} + \sigma) R_{\rho, \mathbf{a}}}$$

for $\beta = \frac{1}{3}, \frac{1}{2}$. By the zero boundary condition for the operator $H_{0, R_{\rho, \mathbf{a}}}$, we have

$$(4.22) \quad \sum_{i=1}^{\infty} u_i = 0, \quad \left| \frac{\partial}{\partial s} \sum_{i=1}^{\infty} u_i \right| < \frac{1}{2} \zeta \sigma c_2 e^{\sigma R_{\rho, \mathbf{a}}} \quad \text{on } s = R_{\rho, \mathbf{a}}.$$

Therefore, the boundary conditions in (4.6) follow from (4.13) and (4.22). This finishes the proof. \square

Remark 4.2. In Proposition 4.1, the weight $-\frac{1}{2}$ for the function space is chosen arbitrarily to satisfy $\beta_0^- = 2\alpha - 1 < -\frac{1}{2} < \beta_0^+ = -2\alpha$.

Next, we construct global barriers that are asymptotic to an exterior translator $\tilde{w}_{\mathbf{a}}$.

Proposition 4.3 (Global barriers). *There is a constant $\rho_3 > \rho_2$ such that for each exterior translator $\tilde{w}_{\mathbf{a}}$ given in Theorem 3.5, we have continuous global barriers $S_{\pm}(l, \theta)$ on $[l_{\pm}, \infty) \times \mathbb{S}^1$ for some $l_{\pm} < \ln R_{\rho_3, \mathbf{a}}$ with $R_{\rho_3, \mathbf{a}} = \rho_3 + \ln(|\mathbf{b}(\mathbf{a})| + 1)$, which satisfy the following properties:*

(a) On $[R_{\rho_3, \mathbf{a}}, \infty) \times \mathbb{S}^1$,

$$(4.23) \quad S_{\pm}(e^s, \theta) = \sigma^{-1} e^{\sigma s} h(\theta) + \tilde{w}_{\mathbf{a}}(s, \theta) + w_{\pm}(s, \theta)$$

with $\|w_{\pm}\|_{C_{R_{\rho_3, \mathbf{a}}}^{2, \beta, -\frac{1}{2}}} \leq 2c_1 e^{(\sigma + \frac{1}{2}) R_{\rho_3, \mathbf{a}}}$ ($\beta = \frac{1}{3}, \frac{1}{2}$). Here, w_{\pm} are given by Proposition 4.1.

- (b) $S_{\pm}(l, \theta)$ are the support functions (2.1) of graphs of continuous entire functions $u_{\pm}(x)$ on \mathbb{R}^2 .
- (c) u_+ (resp. u_-) is a smooth supersolution (resp. subsolution) to the translator equation (1.2) away from the origin and the level curve $\{u_+ = e^{R_{\rho_3, \mathbf{a}}}\}$ (resp. $\{u_- = e^{R_{\rho_3, \mathbf{a}}}\}$).
- (d) u_+ (resp. u_-) is a viscosity supersolution (resp. subsolution) to (1.2) on \mathbb{R}^2 .
- (e) $u_- \leq u_+$ on \mathbb{R}^2 .

Proof. Step 1. In order to construct global barriers, we first consider a barrier on an inner region. For a constant $M > 0$, let $f_M = f_M(l)$ be the radial solution to an M -modified translator equation

$$(4.24) \quad S + S_{\theta\theta} + (M + S_l^{-2})^{\frac{1}{2\alpha} - 2} S_l^{-4} S_{ll} = 0 \quad \text{for } l > 0$$

with the conditions $f_M(0) = 0$ and $f'_M(0) = \infty$. Note that f_1 is the radial translator. By direct computations, there holds an asymptotic expansion

$$(4.25) \quad f_M(l) = c_{\alpha} \sigma^{-1} l^{\sigma} + \frac{c_{\alpha}^3 M}{2(1 - 4\alpha)} l^{\sigma - 4\alpha} (1 + o(1)) \quad \text{as } l \rightarrow \infty$$

with a constant $c_{\alpha} := (2\alpha\sigma)^{\alpha}$. Now let us consider a barrier of the form

$$(4.26) \quad S(l, \theta) = C f_M(l) h(\theta),$$

where constants C and M will be determined later. By plugging this into (2.2), we have

$$\begin{aligned}
(4.27) \quad & S + S_{\theta\theta} + (1 + S_l^{-2})^{\frac{1}{2\alpha}-2} S_l^{-4} S_{ll} \\
&= C f_M \cdot 2\alpha\sigma h^{1-\frac{1}{\alpha}} + (1 + (C f'_M h)^{-2})^{\frac{1}{2\alpha}-2} (C f'_M h)^{-4} (C f''_M h) \\
&= -C(2\alpha\sigma) h^{1-\frac{1}{\alpha}} (M + f_M'^{-2})^{\frac{1}{2\alpha}-2} f_M'^{-4} f_M'' + C^{1-\frac{1}{\alpha}} h^{1-\frac{1}{\alpha}} \{(Ch)^2 + f_M'^{-2}\}^{\frac{1}{2\alpha}-2} f_M'^{-4} f_M'' \\
&= -C h^{1-\frac{1}{\alpha}} f_M'^{-4} f_M'' \cdot \left[2\alpha\sigma (M + f_M'^{-2})^{\frac{1}{2\alpha}-2} - C^{-\frac{1}{\alpha}} \{(Ch)^2 + f_M'^{-2}\}^{\frac{1}{2\alpha}-2} \right].
\end{aligned}$$

Letting $C = c_\alpha^{-1}$, a barrier $c_\alpha^{-1} f_M(l)h(\theta)$ solves

$$(4.28) \quad \begin{cases} S + S_{\theta\theta} + (1 + S_l^{-2})^{\frac{1}{2\alpha}-2} S_l^{-4} S_{ll} \geq 0 & \text{if } M \geq c_\alpha^{-2} \sup_{\mathbb{S}^1} h^2, \\ S + S_{\theta\theta} + (1 + S_l^{-2})^{\frac{1}{2\alpha}-2} S_l^{-4} S_{ll} \leq 0 & \text{if } M \leq c_\alpha^{-2} \inf_{\mathbb{S}^1} h^2, \end{cases}$$

since $f'_M > 0$, $f''_M < 0$, and $\frac{1}{2\alpha} - 2 > 0$.

Now we choose positive constants M_+ and M_- such that

$$(4.29) \quad M_+ \geq c_\alpha^{-2} \sup_{\mathbb{S}^1} h^2 \quad \text{and} \quad M_- \leq c_\alpha^{-2} \inf_{\mathbb{S}^1} h^2,$$

and define

$$(4.30) \quad U_\pm(l, \theta) = c_\alpha^{-1} f_{M_\pm}(l)h(\theta).$$

Then, U_+ is a subsolution and U_- is a supersolution to (2.2) on each region where U_i is smooth. Later, we will replace by a larger M_+ and a smaller M_- so that barriers are respectively a viscosity subsolution and supersolution of (1.2) at the origin. Using (4.25), it follows that

$$(4.31) \quad \frac{U_\pm(l, \theta)}{h(\theta)} = \sigma^{-1} l^\sigma \left\{ 1 + \frac{\sigma c_\alpha^2 M_\pm}{2(1-4\alpha)} l^{-4\alpha} (1 + o(1)) \right\} \quad \text{as } l \rightarrow \infty.$$

Letting g_\pm be the inverse of $c_\alpha^{-1} f_{M_\pm} = U_\pm/h$, we have

$$(4.32) \quad g_\pm(t) = (\sigma t)^{\frac{1}{\sigma}} - \frac{c_\alpha^2 M_\pm}{2(1-4\alpha)} (\sigma t)^{\frac{1}{\sigma} - \frac{4\alpha}{\sigma}} (1 + o(1)) \quad \text{as } t \rightarrow \infty.$$

There also hold corresponding asymptotic expansions for derivatives of $g_\pm(t)$ (in t) and U_\pm/h (in l). Using this, we obtain

$$(4.33) \quad \frac{\partial}{\partial l} \Big|_{U_\pm/h=L} (U_\pm/h) = \frac{1}{g'_\pm(L)} = (\sigma L)^{1-\frac{1}{\sigma}} + \frac{c_\alpha^2 M_\pm}{2} (\sigma L)^{1-\frac{1}{\sigma} - \frac{4\alpha}{\sigma}} (1 + o(1)) \quad \text{as } L \rightarrow \infty.$$

In view of (4.33), there is a sufficiently large $L_0 = L_0(\alpha, h, M_\pm)$ such that for all $L > L_0$,

$$(4.34) \quad (\sigma L)^{1-\frac{1}{\sigma}} < \frac{\partial}{\partial l} \Big|_{U_-/h=L} (U_-/h) < \frac{\partial}{\partial l} \Big|_{U_+/h=L} (U_+/h) < (1 + \zeta \sigma c_2) (\sigma L)^{1-\frac{1}{\sigma}}.$$

Here, ζ and c_2 are given in (4.1)-(4.4).

Next, we construct a barrier on an outer region. In light of Proposition 4.1, for $\rho_3 > \rho_2$ to be chosen later, consider

$$(4.35) \quad V_\pm(s, \theta) = \sigma^{-1} e^{\sigma s} h(\theta) + \tilde{w}_\mathbf{a}(s, \theta) + w_\pm(s, \theta)$$

which solve (2.2) on $(R_{\rho_3, \mathbf{a}}, \infty) \times \mathbb{S}^1$. Then, $V_\pm(s, \theta)$ satisfy that

$$(4.36) \quad (V_\pm/h) \Big|_{s=R_{\rho_3, \mathbf{a}}} = (\sigma^{-1} \mp c_2) e^{\sigma R_{\rho_3, \mathbf{a}}}, \quad \pm \frac{\partial}{\partial s} \Big|_{s=R_{\rho_3, \mathbf{a}}} (V_\pm/h) > \pm [1 \pm (1 - \zeta) \sigma c_2] e^{\sigma R_{\rho_3, \mathbf{a}}}.$$

Let $L_{\pm} := (V_{\pm}/h)|_{s=R_{\rho_3, \mathbf{a}}}$. Then by using (4.36) and the choice of ζ and c_2 in (4.1)-(4.4), we have

$$(4.37) \quad \begin{aligned} \frac{\partial}{\partial l} \Big|_{V_+/h=L_+} (V_+/h) &= e^{-R_{\rho_3, \mathbf{a}}} \cdot \frac{\partial}{\partial s} \Big|_{s=R_{\rho_3, \mathbf{a}}} (V_+/h) > [1 + (1 - \zeta)\sigma c_2] (1 - \sigma c_2)^{\frac{1}{\sigma}-1} (\sigma L_+)^{1-\frac{1}{\sigma}} \\ &> [1 + (2 - \sigma^{-1} - 3\zeta)\sigma c_2] (\sigma L_+)^{1-\frac{1}{\sigma}} \\ &= (1 + \zeta\sigma c_2) (\sigma L_+)^{1-\frac{1}{\sigma}}, \end{aligned}$$

and similarly

$$(4.38) \quad \frac{\partial}{\partial l} \Big|_{V_-/h=L_-} (V_-/h) < (1 - \zeta\sigma c_2) (\sigma L_-)^{1-\frac{1}{\sigma}}.$$

Step 2. Global barriers $S_{\pm}(l, \theta)$ will be constructed by gluing the exterior barrier $V_{\pm}(\ln l, \theta)$ and a translated U_{\pm} , say $U_{\pm}(l - l_{\pm}, \theta)$ for some $l_{\pm} \in \mathbb{R}$, along $l = e^{R_{\rho_3, \mathbf{a}}}$. Note that ρ_3 has not yet been determined. Let us define

$$(4.39) \quad S_{\pm}(l, \theta) := \begin{cases} V_{\pm}(\ln l, \theta) & \text{for } l \geq e^{R_{\rho_3, \mathbf{a}}}, \\ U_{\pm}(l - l_{\pm}, \theta) & \text{for } l_{\pm} \leq l \leq e^{R_{\rho_3, \mathbf{a}}}, \end{cases}$$

where each l_{\pm} is the unique number such that S_{\pm} is continuous along $l = e^{R_{\rho_3, \mathbf{a}}}$. Selecting $\rho_3 = \rho_3(\alpha, h, M_{\pm}) > \rho_2$ large so that

$$(4.40) \quad (\sigma^{-1} - c_2)e^{\sigma \rho_3} > L_0,$$

and utilizing (4.34), (4.36), (4.37) and (4.38), it follows that

$$(4.41) \quad \begin{cases} \lim_{\varepsilon \rightarrow 0^-} \partial_l S_+(e^{R_{\rho_3, \mathbf{a}}} + \varepsilon, \theta) < \lim_{\varepsilon \rightarrow 0^+} \partial_l S_+(e^{R_{\rho_3, \mathbf{a}}} + \varepsilon, \theta) & \text{for all } \theta \in \mathbb{S}^1, \\ \lim_{\varepsilon \rightarrow 0^-} \partial_l S_-(e^{R_{\rho_3, \mathbf{a}}} + \varepsilon, \theta) > \lim_{\varepsilon \rightarrow 0^+} \partial_l S_-(e^{R_{\rho_3, \mathbf{a}}} + \varepsilon, \theta) & \text{for all } \theta \in \mathbb{S}^1. \end{cases}$$

Now we will check that $\partial_{ll} S_{\pm} < 0$ on $\{l > l_{\pm} : l \neq e^{R_{\rho_3, \mathbf{a}}}\} \times \mathbb{S}^1$ to obtain an entire function $u_{\pm}(x)$ corresponding to S_{\pm} as in (2.1), respectively. Recalling V_{\pm} in (4.35), we see that

$$(4.42) \quad l^2 \partial_{ll} S_{\pm} = \partial_{ss} V_{\pm} - \partial_s V_{\pm} = (\sigma - 1)e^{\sigma s} h(\theta) + (\partial_{ss} \tilde{w}_{\mathbf{a}} - \partial_s \tilde{w}_{\mathbf{a}}) + (\partial_{ss} w_{\pm} - \partial_s w_{\pm})$$

for $l > e^{R_{\rho_3, \mathbf{a}}}$. Since $\|\tilde{w}_{\mathbf{a}}\|_{C_{R_{\rho_1, \mathbf{a}}}^{2, \beta, \gamma}} \leq 2c_1 K e^{(\sigma - \bar{\gamma})R_{\rho_1, \mathbf{a}}}$, $\|w_{\pm}\|_{C_{R_{\rho_2, \mathbf{a}}}^{2, \beta, -\frac{1}{2}}} \leq 2c_1 e^{(\sigma + \frac{1}{2})R_{\rho_2, \mathbf{a}}}$, and $R_{\rho_1, \mathbf{a}} - R_{\rho_3, \mathbf{a}} = \rho_1 - \rho_3$, it follows that

$$(4.43) \quad l^2 \partial_{ll} S_{\pm} = \partial_{ss} V_{\pm} - \partial_s V_{\pm} \leq -2\alpha e^{\sigma s} h(\theta) + 2c_1 K e^{(\sigma - \bar{\gamma})(\rho_1 - \rho_3)} e^{\sigma s} + 2c_1 e^{(\sigma + \frac{1}{2})(\rho_1 - \rho_3)} e^{\sigma s}$$

for $s > R_{\rho_3, \mathbf{a}}$. Choosing ρ_3 sufficiently large, we deduce that

$$(4.44) \quad \partial_{ll} S_{\pm} < 0 \quad \text{and} \quad \partial_l S_{\pm} > 0 \quad \text{on } \{l > e^{R_{\rho_3, \mathbf{a}}}\} \times \mathbb{S}^1.$$

Using properties of $f_{M_{\pm}}$ solving (4.24), we deduce that $\partial_{ll} S_{\pm} < 0$ and $\partial_l S_{\pm} > 0$ on $\{l > l_{\pm} : l \neq e^{R_{\rho_3, \mathbf{a}}}\} \times \mathbb{S}^1$.

Step 3. In light of Proposition A.2, there exists an entire function $u_+(x)$ on \mathbb{R}^2 whose support function is S_+ , and u_+ is a smooth supersolution to (1.2) away from the origin and the level curve $\{x \in \mathbb{R}^2 : u_+(x) = e^{R_{\rho_3, \mathbf{a}}}\}$. Similarly, we obtain an entire function u_- corresponding to S_- .

We will show that u_+ (resp. u_-) is a viscosity supersolution (resp. subsolution). Observe that u_+ is a smooth supersolution away from the origin and the level set $\{u_+ = e^{R_{\rho_3, \mathbf{a}}}\}$ and no smooth function can touch from above at a point on $\{u_+ = e^{R_{\rho_3, \mathbf{a}}}\}$ by (4.41). So it remains to prove that u_+ is a viscosity supersolution to (1.2) at the origin. Let v be a smooth strictly convex function which touches u_+ at $x = 0$ from below.

Note that $v(0) = l_+$ and $\nabla v(0) = 0$. Let $A(l)$ be the area enclosed by the level curve $\{v(x) = l\}$ for $l > l_+$. Then we have

$$(4.45) \quad A(l) = \frac{2\pi(l - l_+)}{\sqrt{\det D^2 v(0) + o(1)}} \quad \text{as } l \rightarrow l_+.$$

Let $A_+(l)$ be the area enclosed by the level curve $\{u_+(x) = l\}$ for $l > l_+$, and let w be the radial solution to $\det D^2 w = (M_+ + |Dw|^2)^{2 - \frac{1}{2\alpha}}$ with $w(0) = l_+$, whose support function at level l is $f_{M_+}(l - l_+)$. From the definition of S_+ (or see (4.30)), there is a constant $c = c(\alpha, h) > 0$ such that

$$(4.46) \quad A_+(l) = \frac{2\pi c(l - l_+)}{\sqrt{\det D^2 w(0) + o(1)}} = \frac{2\pi c(l - l_+)}{\sqrt{M_+^{2 - \frac{1}{2\alpha}} + o(1)}} \quad \text{as } l \rightarrow l_+.$$

The touching implies an obvious inequality $A_+(l) \leq A(l)$, which further yields that

$$(4.47) \quad \det D^2 v(0) \leq CM_+^{2 - \frac{1}{2\alpha}}$$

with some constant $C = C(\alpha, h) > 0$. By selecting M_+ large, we obtain that $\det D^2 v(0) < 1$. Combining above, u_+ is a viscosity supersolution to (1.2) on \mathbb{R}^2 . Similarly, by selecting $M_- > 0$ small, we obtain that u_- is a viscosity subsolution to (1.2) on \mathbb{R}^2 .

Finally, we prove that $u_- \leq u_+$ on \mathbb{R}^2 . Proposition 4.1 implies that for each constant $\delta > 0$,

$$(4.48) \quad \begin{aligned} S_+(l - \delta, \theta) &= V_{\pm}(\ln(l - \delta), \theta) = \sigma^{-1}(l - \delta)^{\sigma} h(\theta) + \tilde{w}_{\mathbf{a}}(\ln(l - \delta), \theta) + O(l^{-\frac{1}{2}}), \\ &= \sigma^{-1}(l - \delta)^{\sigma} h(\theta) + \tilde{w}_{\mathbf{a}}(\ln l, \theta) + O(l^{\bar{\gamma}-1}), \\ S_-(l, \theta) &= V_-(\ln l, \theta) = \sigma^{-1} l^{\sigma} h(\theta) + \tilde{w}_{\mathbf{a}}(\ln l, \theta) + O(l^{-\frac{1}{2}}) \quad \text{as } l \rightarrow \infty. \end{aligned}$$

Note that $\bar{\gamma} - 1, -\frac{1}{2} < \sigma - 1 = -2\alpha$. Let $u_{+, \delta}$ be the entire graph obtained by $S_+(l - \delta, \theta)$. For each $\delta > 0$, (4.48) implies that $u_- \leq u_{+, \delta}$ on the exterior of a large ball, and then by the comparison principle, it follows that $u_- \leq u_{+, \delta}$ on \mathbb{R}^2 . Letting $\delta \rightarrow 0^+$, we conclude that $u_- \leq u_+$ on \mathbb{R}^2 . \square

In order to prove the continuity of translators with respect to the parameter in Theorem 2.9, we first show continuity of barriers on an exterior region.

Proposition 4.4. *Let $\mathbf{a}_i \in \mathbb{R}^K$ for $i = 1, 2$, and let $w_{\mathbf{a}_i}^{\pm}$ be the barriers given by Proposition 4.3 satisfying the relation*

$$(4.49) \quad S_{\mathbf{a}_i}^{\pm}(e^s, \theta) = \sigma^{-1} e^{\sigma s} h(\theta) + w_{\mathbf{a}_i}^{\pm}(s, \theta) \quad \text{for } i = 1, 2.$$

If $|\mathbf{a}_i| \leq M$ ($i = 1, 2$) for some $M > 0$, then there holds

$$(4.50) \quad \|w_{\mathbf{a}_1}^{\pm} - w_{\mathbf{a}_2}^{\pm}\|_{C_{R^*}^{2, \frac{1}{3}, \bar{\gamma}}} \leq C_* |\mathbf{a}_1 - \mathbf{a}_2|,$$

where $R := \max_{i=1,2} R_{\rho_3, \mathbf{a}_i}$ and $C_* < \infty$ is a constant depending on M, α , and h .

Proof. Step 1. Recall that for $\mathbf{a} \in \mathbb{R}^K$, $\tilde{w}_{\mathbf{a}} \in C_{R_{\rho_1, \mathbf{a}}}^{2, \frac{1}{2}, \bar{\gamma}}$ is the exterior translator constructed in Theorem 3.5. In this step, we show

$$(4.51) \quad \|\tilde{w}_{\mathbf{a}_1} - \tilde{w}_{\mathbf{a}_2}\|_{C_{R_*}^{2, \frac{1}{3}, \bar{\gamma}}} \leq C_* |\mathbf{a}_1 - \mathbf{a}_2|$$

with $R_* := \max_{i=1,2} R_{\rho_1, \mathbf{a}_i}$ for some positive constant C_* depending on M, α , and h . Indeed, we will prove that

$$(4.52) \quad \|\tilde{w}_{\mathbf{a}'_1} - \tilde{w}_{\mathbf{a}'_2}\|_{C_{\bar{R}}^{2, \frac{1}{3}, \bar{\gamma}}} \leq C \left[\|\tilde{w}_{\mathbf{a}_1} - \tilde{w}_{\mathbf{a}_2}\|_{C_{\bar{R}}^{2, \frac{1}{3}, \bar{\gamma}}} + C_* e^{(\beta_I^+ - \bar{\gamma})\bar{R}} (|\mathbf{a}_1 - \mathbf{a}_2| + |d_1 - d_2|) \right]$$

for parameters of form $\mathbf{a}'_i := \mathbf{a}_i + d_i \mathbf{e}_{I+1}$ ($i = 1, 2$), with

$$(4.53) \quad \mathbf{a}_i = (\mathbf{0}_{I+1}, \mathbf{c}_i) \in \mathbb{R}^K, \quad \mathbf{c}_i \in \mathbb{R}^{K-I-1}, \quad 0 \leq I \leq K-1, \quad d_i \in \mathbb{R} \quad (i = 1, 2),$$

where

$$(4.54) \quad \tilde{R} := \max_{i=1,2} R_{\rho_1, \mathbf{a}'_i}$$

with ρ_1 appearing in Theorem 3.5. Here and below, C depends on α and h , and C_* may additionally depend on $\max_{i=1,2} |\mathbf{a}'_i|$. Then (4.51) follows by applying (4.52) at most K times.

In order to show (4.52), we recall from the proof of Theorem 3.5 that

$$(4.55) \quad \tilde{w}_{\mathbf{a}'_i} = \tilde{w}_{\mathbf{a}_i} + \sum_{j=0}^{\infty} \tilde{u}_{i,j},$$

where $\tilde{u}_{i,j} \in C_{\tilde{R}_i}^{2, \frac{1}{2}, \tilde{\gamma}}$ ($i = 1, 2, j = 0, 1, 2, \dots$) are defined by (3.52) as follows:

$$(4.56) \quad \begin{cases} \tilde{u}_{i,0} := d_i e^{\beta_I^+ s} \varphi_I, \\ \tilde{u}_{i,1} := \tilde{H}_i \left(E(\tilde{w}_{\mathbf{a}_i} + \tilde{u}_{i,0}) - E(\tilde{w}_{\mathbf{a}_i}) \right), \\ \tilde{u}_{i,k+1} := \tilde{H}_i \left(E(\tilde{w}_{\mathbf{a}_i} + \sum_{j=0}^k \tilde{u}_{i,j}) - E(\tilde{w}_{\mathbf{a}_i} + \sum_{j=0}^{k-1} \tilde{u}_{i,j}) \right) \quad \text{for } k \geq 1. \end{cases}$$

Here and below, we simply denote

$$(4.57) \quad \tilde{R}_i := R_{\rho_1, \mathbf{a}'_i}, \quad \tilde{H}_i := H_{I, \tilde{R}_i} \quad \text{for } i = 1, 2,$$

and $\|\cdot\|_{\gamma} := \|\cdot\|_{C_{\tilde{R}}^{2, \frac{1}{3}, \gamma}}$ for $\gamma \in \mathbb{R}$.

Firstly, we prove that an recursive inequality: for all $k \geq 0$,

$$(4.58) \quad \begin{aligned} \left\| \sum_{j=1}^{k+1} (\tilde{u}_{1,j} - \tilde{u}_{2,j}) \right\|_{\beta_I^+ - \delta} &\leq \frac{1}{2} \left\| \sum_{j=1}^k (\tilde{u}_{1,j} - \tilde{u}_{2,j}) \right\|_{\beta_I^+ - \delta} \\ &\quad + C e^{\delta \tilde{R}} \left[|d_2| e^{(\tilde{\gamma} - \sigma) \tilde{R}} \|\tilde{w}_{\mathbf{a}_1} - \tilde{w}_{\mathbf{a}_2}\|_{\tilde{\gamma}} + C_* (|\mathbf{a}_1 - \mathbf{a}_2| + |d_1 - d_2|) \right], \end{aligned}$$

where C and C_* are constants with previously stated dependencies, and $\delta > 0$ is the constant defined in (3.34). Here and below, we interpret $\sum_{j=1}^0 (\tilde{u}_{1,j} - \tilde{u}_{2,j})$ as zero. If the estimate (4.58) holds true for all $k \geq 0$, then using $\tilde{\gamma} = \sigma - \delta$ and the choice of \tilde{R} in (4.54) implies

$$(4.59) \quad \left\| \sum_{j=1}^{\infty} (\tilde{u}_{1,j} - \tilde{u}_{2,j}) \right\|_{\tilde{\gamma}} \leq C \left[\|\tilde{w}_{\mathbf{a}_1} - \tilde{w}_{\mathbf{a}_2}\|_{\tilde{\gamma}} + C_* e^{(\beta_I^+ - \tilde{\gamma}) \tilde{R}} (|\mathbf{a}_1 - \mathbf{a}_2| + |d_1 - d_2|) \right].$$

Here, we used $|d_2| e^{(\beta_I^+ - \sigma) \tilde{R}} \leq e^{(\beta_I^+ - \sigma) \rho_1} \leq 1$. This proves (4.52).

Now it suffices to prove (4.58). We remind two important facts: first, the corresponding linear operators \tilde{H}_i 's for $\tilde{u}_{i,j}$ ($j = 0, 1, \dots$) are different associated with the zero Dirichlet boundary condition imposed on different radii \tilde{R}_i 's. Second, the operators \tilde{H}_i are defined on the spaces $C_{\tilde{R}_i}^{0, \beta, \beta_I^+ - \delta}$ ($\beta = \frac{1}{3}, \frac{1}{2}$) for $i = 1, 2$.

Without loss of generality, we assume that $|\mathbf{b}(\mathbf{a}'_2)| \geq |\mathbf{b}(\mathbf{a}'_1)|$ and thus $\tilde{R}_2 = \tilde{R}$. From linearity of \tilde{H}_i , it holds that for $k \geq 0$,

$$(4.60) \quad \begin{aligned} \left\| \sum_{j=1}^{k+1} (\tilde{u}_{1,j} - \tilde{u}_{2,j}) \right\|_{\beta_I^+ - \delta} &\leq \left\| \tilde{H}_2 \left(E(\tilde{w}_{\mathbf{a}_1} + \sum_{j=0}^k \tilde{u}_{1,j}) - E(\tilde{w}_{\mathbf{a}_1}) - E(\tilde{w}_{\mathbf{a}_2} + \sum_{j=0}^k \tilde{u}_{2,j}) + E(\tilde{w}_{\mathbf{a}_2}) \right) \right\|_{\beta_I^+ - \delta} \\ &\quad + \left\| (\tilde{H}_1 - \tilde{H}_2) \left(E(\tilde{w}_{\mathbf{a}_1} + \sum_{j=0}^k \tilde{u}_{1,j}) - E(\tilde{w}_{\mathbf{a}_1}) \right) \right\|_{\beta_I^+ - \delta} \\ &=: \mathbf{I} + \mathbf{II}. \end{aligned}$$

We first estimate the term \mathbf{I} . Let us decompose the term in the argument of \tilde{H}_2 as

$$(4.61) \quad \begin{aligned} &\left[E(\tilde{w}_{\mathbf{a}_1} + \sum_{j=0}^k (\tilde{u}_{1,j} - \tilde{u}_{2,j})) - E(\tilde{w}_{\mathbf{a}_1}) \right] \\ &+ \left\{ \left[E(\tilde{w}_{\mathbf{a}_1} + \sum_{j=0}^k \tilde{u}_{1,j}) - E(\tilde{w}_{\mathbf{a}_1} + \sum_{j=0}^k (\tilde{u}_{1,j} - \tilde{u}_{2,j})) \right] - \left[E(\tilde{w}_{\mathbf{a}_2} + \sum_{j=0}^k \tilde{u}_{2,j}) - E(\tilde{w}_{\mathbf{a}_2}) \right] \right\} \end{aligned}$$

so to apply (3.24) and (3.26) in Lemma 3.3, respectively. Estimating the terms in (4.61), note from (3.35) and (3.57) that for $i = 1, 2$,

$$(4.62) \quad e^{(\tilde{\gamma} - \sigma)\tilde{R}_i} \|\tilde{w}_{\mathbf{a}_i}\|_{\tilde{\gamma}} \leq 2c_1 K, \quad e^{(\beta_I^+ - \sigma)\tilde{R}_i} \sum_{j=0}^{\infty} \|\tilde{u}_{i,j}\|_{\beta_I^+} \leq e^{(\beta_I^+ - \sigma)\tilde{R}_i} \cdot 2|d_i|C_2 \leq 2c_1 e^{(\beta_I^+ - \sigma)\rho_1}.$$

Using (3.39)-(3.40), Corollary 3.2 and Lemma 3.3 imply

$$(4.63) \quad \begin{aligned} \mathbf{I} &\leq C_0 C_1 (2c_1 K + 5c_1) \cdot e^{\delta\tilde{R}_2} \left\| \sum_{j=0}^k (\tilde{u}_{1,j} - \tilde{u}_{2,j}) \right\|_{\beta_I^+} \\ &\quad + C_0 C_1 e^{(\delta + \tilde{\gamma} - \sigma)\tilde{R}_2} \left\| \sum_{j=0}^k \tilde{u}_{2,j} \right\|_{\beta_I^+} \|\tilde{w}_{\mathbf{a}_1} - \tilde{w}_{\mathbf{a}_2} + \sum_{j=0}^k (\tilde{u}_{1,j} - \tilde{u}_{2,j})\|_{\tilde{\gamma}} \\ &\leq \frac{1}{2} \left(e^{\delta\tilde{R}_2} |d_1 - d_2| + \left\| \sum_{j=1}^k (\tilde{u}_{1,j} - \tilde{u}_{2,j}) \right\|_{\beta_I^+ - \delta} \right) + C|d_2| e^{(\delta + \tilde{\gamma} - \sigma)\tilde{R}_2} \|\tilde{w}_{\mathbf{a}_1} - \tilde{w}_{\mathbf{a}_2}\|_{\tilde{\gamma}}. \end{aligned}$$

Thus it holds that

$$(4.64) \quad \mathbf{I} \leq \frac{1}{2} \left\| \sum_{j=1}^k \tilde{u}_{1,j} - \tilde{u}_{2,j} \right\|_{\beta_I^+ - \delta} + C e^{\delta\tilde{R}_2} \left[|d_2| e^{(\tilde{\gamma} - \sigma)\tilde{R}_2} \|\tilde{w}_{\mathbf{a}_1} - \tilde{w}_{\mathbf{a}_2}\|_{\tilde{\gamma}} + |d_1 - d_2| \right].$$

Next, let us estimate the second term \mathbf{II} which involves $\tilde{H}_1 - \tilde{H}_2$. Recalling from (3.4)-(3.5), $w = (\tilde{H}_1 - \tilde{H}_2)g$ is given by $w(s, \theta) = \sum_{j=0}^{\infty} w_j(s) \varphi_j(\theta)$, where

$$(4.65) \quad w_j(s) = -e^{\beta_j^- s} \int_{\tilde{R}_1}^{\tilde{R}_2} e^{(\beta_j^+ - \beta_j^-)r} \int_r^{\infty} e^{-\beta_j^+ t} g_j(t) dt dr \quad \text{for } j \geq I,$$

$$(4.66) \quad w_j(s) = e^{\beta_j^- s} \int_{\tilde{R}_1}^{\tilde{R}_2} e^{(\beta_j^+ - \beta_j^-)r} \int_{\tilde{R}_1}^r e^{-\beta_j^+ t} g_j(t) dt dr$$

$$(4.67) \quad + e^{\beta_j^- s} \int_{\tilde{R}_2}^s e^{(\beta_j^+ - \beta_j^-)r} \int_{\tilde{R}_1}^{\tilde{R}_2} e^{-\beta_j^+ t} g_j(t) dt dr \quad \text{for } 0 \leq j < I.$$

We aim to show, for $g = E(\tilde{w}_{\mathbf{a}_1} + \sum_{j=0}^k \tilde{u}_{1,j}) - E(\tilde{w}_{\mathbf{a}_1})$,

$$(4.68) \quad \mathbf{II} = \|w\|_{C_{\tilde{R}_2}^{2, \frac{1}{3}, \beta_I^+ - \delta}} \leq C(\tilde{R}_2 - \tilde{R}_1)^\vartheta \|g\|_{C_{\tilde{R}_1}^{0, \frac{1}{2}, \beta_I^+ - \delta}}$$

for some uniform constants $C > 0$ and $0 < \vartheta < 1$. The estimate follows by a similar argument to the proof of Lemma 3.1. A technical difficulty lies in the fact that one can not apply the elliptic regularity theory on $s \geq \tilde{R}_2$ upto the boundary $s = \tilde{R}_2$. We bypass this by introducing a stronger holder exponent 1/2 in (4.68).

Let us momentarily assume (4.68). Observe that

$$(4.69) \quad \left\| E(\tilde{w}_{\mathbf{a}_1} + \sum_{j=0}^k \tilde{u}_{1,j}) - E(\tilde{w}_{\mathbf{a}_1}) \right\|_{C_{\tilde{R}_1}^{0, \frac{1}{2}, \beta_I^+ - \delta}} \leq C e^{\delta \tilde{R}_1} \left\| \sum_{j=0}^k \tilde{u}_{1,j} \right\|_{C_{\tilde{R}_1}^{2, \frac{1}{2}, \beta_I^+}} \leq C e^{\delta_1 \tilde{R}_1} |d_1|$$

by Lemma 3.3 and a similar argument as for (4.62). Then we use the estimate (4.68) to obtain

$$(4.70) \quad \mathbf{II} \leq C |d_1| e^{\delta \tilde{R}_1} \left[\ln(|\mathbf{b}(\mathbf{a}'_2)| + 1) - \ln(|\mathbf{b}(\mathbf{a}'_1)| + 1) \right]^\vartheta \leq C_* e^{\delta \tilde{R}_1} |\mathbf{a}'_2 - \mathbf{a}'_1|,$$

and then the estimates (4.64) and (4.70) imply (4.58).

To finish **Step 1**, it remains to prove (4.68). First, there holds the L^2 -estimate

$$(4.71) \quad e^{-(\beta_I^+ - \delta)s} \|w(s, \cdot)\|_{L_h^2(\mathbb{S}^1)} \leq C(\tilde{R}_2 - \tilde{R}_1) \|g\|_{C_{\tilde{R}_1}^{0,0, \beta_I^+ - \delta}} \quad \text{for all } s \geq \tilde{R}_2,$$

which is an analogous estimate corresponding Claim 3.1 in Lemma 3.1. Indeed, for (4.71), we follow the proof of Claim 3.1 after replacing γ and δ in the claim by $\beta_I^+ - \delta$ and $\delta_1 = \delta/2$, respectively. Then we have that for $j \geq I$,

$$(4.72) \quad e^{-2(\beta_I^+ - \delta)s} w_j^2(s) \leq C e^{2(\beta_j^- - \beta_I^+ + \delta)s} \int_{\tilde{R}_1}^{\tilde{R}_2} e^{2(\beta_I^+ - \delta - \beta_j^- - \delta_1)r} dr \int_{\tilde{R}_1}^{\tilde{R}_2} e^{4\delta_1 r} \int_r^\infty e^{-2(\beta_I^+ - \delta + \delta_1)t} g_j^2(t) dt dr.$$

The choice $\delta_1 = \delta/2$ implies $2(\beta_I^+ - \delta - \beta_j^- - \delta_1) > 0$. Then for $j \geq I$,

$$(4.73) \quad e^{-2(\beta_I^+ - \delta)s} w_j^2(s) \leq C(\tilde{R}_2 - \tilde{R}_1) e^{2(\beta_j^- - \beta_I^+ + \delta)(s - \tilde{R}_2)} e^{-2\delta_1 \tilde{R}_2} \int_{\tilde{R}_1}^{\tilde{R}_2} e^{4\delta_1 r} \int_r^\infty e^{-2(\beta_I^+ - \delta + \delta_1)t} g_j^2(t) dt dr,$$

and by adding above, it follows from $\beta_j^- - \beta_I^+ + \delta < 0$ that for $s \geq \tilde{R}_2$,

$$(4.74) \quad e^{-2(\beta_I^+ - \delta)s} \sum_{j \geq I} w_j^2(s) \leq C(\tilde{R}_2 - \tilde{R}_1)^2 \sup_{s \geq \tilde{R}_1} \|e^{-(\beta_I^+ - \delta)s} g(s)\|_{L_h^2(\mathbb{S}^1)}^2.$$

One can similarly argue for $0 \leq j < I$ in (4.66)-(4.67) and obtain that for $s \geq \tilde{R}_2$,

$$(4.75) \quad e^{-2(\beta_I^+ - \delta)s} \sum_{0 \leq j < I} w_j^2(s) \leq C(\tilde{R}_2 - \tilde{R}_1)^2 \sup_{s \geq \tilde{R}_1} \|e^{-(\beta_I^+ - \delta)s} g(s)\|_{L_h^2(\mathbb{S}^1)}^2.$$

Adding two estimates,

$$(4.76) \quad \sup_{s \geq \tilde{R}_2} \|e^{-(\beta_I^+ - \delta)s} w(s)\|_{L_h^2(\mathbb{S}^1)} \leq C(\tilde{R}_2 - \tilde{R}_1) \sup_{s \geq \tilde{R}_1} \|e^{-(\beta_I^+ - \delta)s} g(s)\|_{L_h^2(\mathbb{S}^1)},$$

which implies (4.71).

Let us proceed to (4.68). On each subdomain $[s-1, s+1] \times \mathbb{S}^1$, from the Sobolev inequality and the interpolation inequalities in Sobolev spaces and Hölder spaces, there holds that

$$(4.77) \quad \|w\|_{C_{s,1}^{2, \frac{1}{3}}} \leq C \|w\|_{L_{s,1}^2}^\vartheta \|w\|_{C_{s,1}^{2, \frac{1}{2}}}^{1-\vartheta}$$

for some uniform constants $C > 0$ and $0 < \vartheta < 1$. Note that, by Corollary 3.2 applied to $\tilde{H}_i g$ ($i = 1, 2$),

$$(4.78) \quad \|w\|_{C_{\tilde{R}_2}^{2, \frac{1}{2}, \beta_I^+ - \delta}} \leq C \|g\|_{C_{\tilde{R}_1}^{0, \frac{1}{2}, \beta_I^+ - \delta}}$$

for some constant $C = C(\alpha, h)$. Thus, by (4.71) and (4.78), we deduce that (4.68) holds true. This finishes **Step 1**.

Step 2. The estimate (4.50) for barriers $w_{\mathbf{a}_i}^\pm$ follows by an adopting similar method of **Step 1** to the construction of exterior barriers. Let us simply denote

$$(4.79) \quad R_i := R_{\rho_3, \mathbf{a}_i}, \quad H_i := H_{0, R_i} \quad \text{for } i = 1, 2.$$

and let us assume $R_2 \geq R_1$. Recall from the proofs of Proposition 4.3 and Proposition 4.1, the barriers $w_{\mathbf{a}_i}^\pm$ are defined as follows:

$$(4.80) \quad w_{\mathbf{a}_i}^\pm = \tilde{w}_{\mathbf{a}_i} + \sum_{j=0}^{\infty} u_{i,j}^\pm,$$

where $u_{i,j}^\pm$'s in $C_{R_i}^{2, \frac{1}{2}, -\frac{1}{2}}$ ($i = 1, 2, j = 0, 1, 2, \dots$) are defined by

$$(4.81) \quad \begin{cases} u_{i,0}^\pm := \hat{g}_i(s, \theta) \mp c_2 e^{\sigma R_i} e^{\beta_0^-(s-R_i)} h(\theta), \\ u_{i,1}^\pm := H_i \left(E(\tilde{w}_{\mathbf{a}_i} + u_{i,0}^\pm) - E(\tilde{w}_{\mathbf{a}_i}) \right), \\ u_{i,k+1}^\pm := H_i \left(E(\tilde{w}_{\mathbf{a}_i} + \sum_{j=0}^k u_{i,j}^\pm) - E(\tilde{w}_{\mathbf{a}_i} + \sum_{j=0}^{k-1} u_{i,j}^\pm) \right) \quad \text{for } k \geq 1. \end{cases}$$

Here, \hat{g}_i 's ($i = 1, 2$) satisfy (4.8) with $\tilde{w}_{\mathbf{a}_i}$ having the expression (4.9). By arguing similarly as **Step 1** and employing estimates in the proof of Proposition 4.1, we have

$$(4.82) \quad \left\| \sum_{j=1}^{\infty} (u_{1,j}^\pm - u_{2,j}^\pm) \right\|_{C_{R_2}^{2, \frac{1}{3}, \bar{\gamma}}} \leq C \left[\|u_{1,0}^\pm - u_{2,0}^\pm\|_{C_{R_2}^{2, \frac{1}{3}, \bar{\gamma}}} + \|\tilde{w}_{\mathbf{a}_1} - \tilde{w}_{\mathbf{a}_2}\|_{C_{R_2}^{2, \frac{1}{3}, \bar{\gamma}}} + e^{(\sigma - \bar{\gamma})R_1} (R_2 - R_1)^\vartheta \right]$$

for some $0 < \vartheta < 1$. Here, we used (4.16), and (4.68) with $\beta_I^+ - \delta$ replaced by $\bar{\gamma}$ for instance. Here and below, C depends on α and h , and C_* may additionally depend on $\max_{i=1,2} |\mathbf{a}_i|$.

Lastly, it remains to estimate $u_{1,0}^\pm - u_{2,0}^\pm$. In light of (4.9), we have

$$(4.83) \quad \tilde{w}_{\mathbf{a}_i}(R_i, \theta) = \sum_{j=0}^{\infty} d_{i,j} \varphi_j(\theta), \quad \hat{g}_i(s, \theta) = - \sum_{j=0}^{\infty} d_{i,j} e^{\beta_j^-(s-R_i)} \varphi_j(\theta) \quad \text{for } s \geq R_i$$

with some constants $d_{i,j} \in \mathbb{R}$ ($i = 1, 2, j = 0, 1, 2, \dots$). To estimate $\hat{g}_1 - \hat{g}_2$, consider

$$(4.84) \quad \tilde{w}_{\mathbf{a}_1}(R_2, \theta) = \sum_{j=0}^{\infty} d_j \varphi_j(\theta), \quad \hat{g}(s, \theta) = - \sum_{j=0}^{\infty} d_j e^{\beta_j^-(s-R_2)} \varphi_j(\theta) \quad \text{for } s \geq R_2$$

with some constants $d_j \in \mathbb{R}$ for $j \geq 0$. Then we have

$$(4.85) \quad e^{-\bar{\gamma}s} \|\hat{g}(s, \cdot) - \hat{g}_2(s, \cdot)\|_{L_h^2(\mathbb{S}^1)} \leq C \|\tilde{w}_{\mathbf{a}_1} - \tilde{w}_{\mathbf{a}_2}\|_{C_{R_2}^{0, \frac{1}{3}, \bar{\gamma}}} \quad \text{for } s \geq R_2$$

and

$$(4.86) \quad \begin{aligned} \|\hat{g}_1(s, \cdot) - \hat{g}(s, \cdot)\|_{L_h^2(\mathbb{S}^1)}^2 &\leq 2 \sum_{j=0}^{\infty} \left[|d_{1,j} - d_j|^2 + |d_{1,j} (e^{\beta_j^-(R_2-R_1)} - 1)|^2 \right] e^{2\beta_j^-(s-R_2)} \\ &\leq 2 \sum_{j=0}^{\infty} \left[|d_{1,j} - d_j|^2 + |d_{1,j} \beta_j^-(R_2 - R_1)|^2 e^{2\beta_j^-(s-R_2)} \right] \quad \text{for } s \geq R_2. \end{aligned}$$

Since

$$(4.87) \quad \sum_{j=0}^{\infty} |d_{1,j} - d_j|^2 = \|\tilde{w}_{\mathbf{a}_1}(R_1, \cdot) - \tilde{w}_{\mathbf{a}_1}(R_2, \cdot)\|_{L_h^2(\mathbb{S}^1)}^2, \quad \sum_{j=0}^{\infty} |d_{1,j} \beta_j^-|^2 = \|\partial_s \tilde{w}_{\mathbf{a}_1}(R_1, \cdot)\|_{L_h^2(\mathbb{S}^1)}^2,$$

it follows that

$$(4.88) \quad e^{-\bar{\gamma}s} \|\hat{g}_1(s, \cdot) - \hat{g}(s, \cdot)\|_{L_h^2(S^1)} \leq C(R_2 - R_1) \|\tilde{w}_{\mathbf{a}_1}\|_{C_{R_1}^{2, \frac{1}{3}, \bar{\gamma}}} \quad \text{for } s \geq R_2.$$

Using (4.77) and (4.10), we obtain

$$(4.89) \quad \|\hat{g}_1 - \hat{g}_2\|_{C_{R_2}^{2, \frac{1}{3}, \bar{\gamma}}} \leq C_* \left[\|\tilde{w}_{\mathbf{a}_1} - \tilde{w}_{\mathbf{a}_2}\|_{C_{R_2}^{2, \frac{1}{3}, \bar{\gamma}}}^\vartheta + (R_1 - R_2)^\vartheta \right],$$

and this together with (4.51) implies that

$$(4.90) \quad \|u_{1,0}^\pm - u_{2,0}^\pm\|_{C_{R_2}^{2, \beta, \bar{\gamma}}} \leq \|\hat{g}_1 - \hat{g}_2\|_{C_{R_2}^{2, \frac{1}{3}, \bar{\gamma}}} + C e^{(\sigma - \bar{\gamma})R_2} (1 - e^{(\sigma - \beta_0^-)(R_1 - R_2)}) \leq C_* |\mathbf{a}_1 - \mathbf{a}_2|.$$

Therefore we conclude from (4.82) and **Step 1** that

$$(4.91) \quad \|w_{\mathbf{a}_1}^\pm - w_{\mathbf{a}_2}^\pm\|_{C_{R_2}^{2, \frac{1}{3}, \bar{\gamma}}} \leq \|\tilde{w}_{\mathbf{a}_1} - \tilde{w}_{\mathbf{a}_2}\|_{C_{R_2}^{2, \frac{1}{3}, \bar{\gamma}}} + \left\| \sum_{j=0}^{\infty} (u_{1,j}^\pm - u_{2,j}^\pm) \right\|_{C_{R_2}^{2, \frac{1}{3}, \bar{\gamma}}} \leq C_* |\mathbf{a}_1 - \mathbf{a}_2|,$$

which completes the proof. \square

5. PROOF OF THEOREM 2.9

Proof of Theorem 2.9. Step 1. For a given each exterior translator $\tilde{w}_{\mathbf{a}}$ for $\mathbf{a} \in \mathbb{R}^K$, let S_+ and S_- be the global barriers obtained in Proposition 4.3. Let us use their graphical representations u_+ and u_- to construct an entire solution located between two. Note that u_+ is not globally convex due to its gluing. If we consider the convex envelop of u_+ , say \bar{u}_+ , then it is straightforward to check that $u_- \leq \bar{u}_+ \leq u_+$ on \mathbb{R}^2 and \bar{u}_+ is a convex viscosity supersolution to (1.2).

To construct an entire solution to the translator equation (1.2), we shall use its dual problem by the Legendre transformation. For any proper function $\psi : \mathbb{R}^2 \rightarrow \mathbb{R} \cup \{+\infty\}$, the Legendre dual $\psi^* : \mathbb{R}^2 \rightarrow \mathbb{R} \cup \{+\infty\}$ of ψ is defined by

$$(5.1) \quad \psi^*(y) := \sup_{x \in \mathbb{R}^2} \{\langle y, x \rangle - \psi(x)\}.$$

Here, we refer to [24, Chapter 2] for preliminary properties of the Legendre dual transformation.

Let v_+ and v_- be the Legendre duals of u_+ and u_- , respectively. Note that the legendre duals of u_+ and \bar{u}_+ are the same as v_+ . Since u_\pm are asymptotic to the homogeneous function by Proposition 4.3, there are constants $C > 0$ and $d > 0$ such that

$$(5.2) \quad C^{-1}|x|^{\frac{1}{1-2\alpha}} \leq u_-(x) \leq u_+(x) \leq C|x|^{\frac{1}{1-2\alpha}} \quad \text{on } |x| \geq d.$$

For the duals, we have that there are constants $C' > 0$ and $d' > 0$ such that

$$(5.3) \quad C'^{-1}|y|^{\frac{1}{2\alpha}} \leq v_+(y) \leq v_-(y) \leq C'|y|^{\frac{1}{2\alpha}} \quad \text{on } |y| \geq d'.$$

In particular, the duals v_\pm are entire functions. Moreover, v_- and v_+ are entire convex viscosity supersolution and subsolution to the dual equation $\det D^2 v = (1 + |y|^2)^{\frac{1}{2\alpha} - 2}$ in \mathbb{R}^2 , respectively.

We first aim to construct an entire solution to the dual equation. For each sufficiently large $L < \infty$, we denote $\Omega_L := \{y \in \mathbb{R}^2 : v_+(y) < L\}$, the sub-level set of v_+ , which is pre-compact and convex in \mathbb{R}^2 . Then, consider the following Dirichlet problem

$$(5.4) \quad \begin{cases} \det D^2 v = (1 + |y|^2)^{\frac{1}{2\alpha} - 2} & \text{in } \Omega_L, \\ v = L & \text{on } \partial\Omega_L. \end{cases}$$

This problem admits a unique convex solution v_L which is smooth strictly convex on Ω_L ; we may refer to [16, Sections 2 and 4] for instance. By the comparison principle, it holds that

$$(5.5) \quad v_+ \leq v_L \leq v_- \quad \text{on } \Omega_L.$$

Using the interior regularity estimates for the Monge–Ampère equation (see [16, Section 4] for instance), we may take a subsequence v_{L_i} so that v_{L_i} converges on each compact subset of \mathbb{R}^2 as $L_i \rightarrow \infty$. Then we deduce that the limit v_∞ is a smooth strictly convex solution to the dual equation on \mathbb{R}^2 , which satisfies $v_+ \leq v_\infty \leq v_-$ on \mathbb{R}^2 .

Now let u_∞ be the Legendre dual of v_∞ . Then, u_∞ is an entire smooth strictly convex solution to the translator equation (1.2) with the following bounds:

$$(5.6) \quad u_- \leq u_\infty \leq u_+ \quad \text{on } \mathbb{R}^2.$$

Let us define the surface $\Sigma_{\mathbf{a}}$ as the graph of u_∞ . The bound (5.6) implies that $w_{\mathbf{a}}$ belongs to $C_{R\rho_3, \mathbf{a}}^{0,0,\bar{\gamma}}$. Therefore, we have proved the existence of a K -parameter family of (complete) translators $\Sigma_{\mathbf{a}}$ in Theorem 2.9. In view of the construction of translators (Proposition 4.3) and the Schauder theory (Lemma B.1), there holds the estimate

$$(5.7) \quad \|w_{\mathbf{a}} - \tilde{w}_{\mathbf{a}}\|_{C_{R\rho_3, \mathbf{a}}^{2,\beta,-1/2}} \leq \frac{1}{2} e^{(\sigma+1/2)R\rho_3, \mathbf{a}} \quad (\beta = \frac{1}{2}, \frac{1}{3}).$$

Here, note that the constant c_1 may have been replaced by a smaller constant due to the constant C in (B.4). The first two properties (i) and (ii) are immediate from Theorem 3.5 and Proposition 4.3.

Step 2. To prove (iii), we first recall that $e^{\beta_0^+ s} \varphi_0(\theta) = m_0 e^{-2\alpha s} h(\theta)$, $e^{\beta_1^+ s} \varphi_1(\theta) = m_1 \cos \theta$, and $e^{\beta_2^+ s} \varphi_2(\theta) = m_2 \sin \theta$; see (2.16). These Jacobi fields account for the translations along the x_3 , x_1 , x_2 -axes.

Let $\mathbf{a} = (\mathbf{0}_3, \mathbf{a}_{K-3})$ and $\mathbf{a}' = (\mathbf{0}_2, a_2, \mathbf{a}_{K-3})$ with $a_2 \in \mathbb{R}$. When constructing the exterior barrier $\tilde{w}_{\mathbf{a}'}$ from $\tilde{w}_{\mathbf{a}}$ in the proof of Theorem 3.5, we observe that

$$(5.8) \quad E(\tilde{w}_{\mathbf{a}} + u_0) = E(\tilde{w}_{\mathbf{a}}) \quad \text{with } u_0 = a_2 e^{\beta_2^+ s} \varphi_2(\theta) = a_2 m_2 \sin \theta.$$

This implies that $u_1 = H_{2, R\rho_1, \mathbf{a}'}(E(\tilde{w}_{\mathbf{a}} + u_0) - E(\tilde{w}_{\mathbf{a}})) = 0$, and moreover we have

$$(5.9) \quad \tilde{w}_{\mathbf{a}'} = \tilde{w}_{\mathbf{a}} + a_2 m_2 \sin \theta.$$

This combined with (5.7) yields that

$$(5.10) \quad S_{\mathbf{a}'}(l, \theta) - [S_{\mathbf{a}}(l, \theta) + a_2 m_2 \sin \theta] = o(l^{-2\alpha})$$

since $-1/2 < -2\alpha = \beta_0^+$. By Lemma 5.2 below, it follows that

$$(5.11) \quad S_{(\mathbf{0}_2, a_2, \mathbf{a}_{K-3})} = S_{(\mathbf{0}_3, \mathbf{a}_{K-3})} + a_2 m_2 \sin \theta.$$

Arguing similarly with $e^{\beta_1^+ s} \varphi_1(\theta) = m_1 \cos \theta$, we obtain

$$(5.12) \quad S_{(0, a_1, a_2, \mathbf{a}_{K-3})} = S_{(\mathbf{0}_3, \mathbf{a}_{K-3})} + a_1 m_1 \cos \theta + a_2 m_2 \sin \theta.$$

For the first parameter, let $S := S_{(0, \mathbf{a}_{K-1})}$ with $\mathbf{a}_{K-1} \in \mathbb{R}^{K-1}$ and let $a_0 \in \mathbb{R}$. Then we have

$$(5.13) \quad S(l + a_0 m_0, \theta) = S(l, \theta) + a_0 m_0 l^{-2\alpha} h(\theta) + o(l^{-2\alpha})$$

in light of (i) since $S(l, \theta) = \sigma^{-1} l^\sigma h(\theta) + o(l^\sigma)$ with $\sigma = 1 - 2\alpha$. Moreover, it holds from (ii) that

$$(5.14) \quad S_{(a_0, \mathbf{a}_{K-1})} = S_{(0, \mathbf{a}_{K-1})} + a_0 m_0 l^{-2\alpha} h(\theta) + o(l^{-2\alpha}).$$

Then by using again Lemma 5.2 below, we deduce that

$$(5.15) \quad S_{(a_0, \mathbf{a}_{K-1})}(l, \theta) = S_{(0, \mathbf{a}_{K-1})}(l + a_0 m_0, \theta).$$

Therefore, we conclude that the first three parameters correspond to translations along the x_3 , x_1 , x_2 -axes:

$$(5.16) \quad \Sigma_{(a_0, a_1, a_2, \mathbf{a}_{K-3})} = \Sigma_{(\mathbf{0}_3, \mathbf{a}_{K-3})} + a_1 m_1 \mathbf{e}_1 + a_2 m_2 \mathbf{e}_2 - a_0 m_0 \mathbf{e}_3.$$

Now it remains to show (iv). Let $\{\mathbf{a}_i\}$ be a sequence converging to \mathbf{a} in \mathbb{R}^K . Let us denote by $S_{\mathbf{a}_i}^\pm(l, \theta)$ the support functions of the barriers at the level $x_3 = l$ in Proposition 4.3. By Proposition 4.4, there are constants $C > 1$ and $R > 1$ such that

$$(5.17) \quad \|S_{\mathbf{a}_i}^\pm(l, \cdot) - S_{\mathbf{a}}^\pm(l, \cdot)\|_{L^\infty(\mathbb{S}^1)} \leq C|\mathbf{a}_i - \mathbf{a}|l^{\tilde{\gamma}} \quad \forall l \geq e^R$$

for any $i \geq 1$. In view of the convergence of barriers on the exterior domain in (5.17) and the comparison principle applied on its complement, a compact region, we have that for every subsequence $\{i_n\}$, there is a further subsequence $\{i_m\}$ such that $\Sigma_{\mathbf{a}_{i_m}}$ converges to a translator Σ' in the C_{loc}^0 -convergence topology. We also notice that the support functions of Σ' and $\Sigma_{\mathbf{a}}$ are bounded above and below by $S_{\mathbf{a}}^-(l, \theta)$ and $S_{\mathbf{a}}^+(l, \theta)$, respectively. Since $\|S_{\mathbf{a}}^+(l, \cdot) - S_{\mathbf{a}}^-(l, \cdot)\|_{L^\infty(\mathbb{S}^1)} = o(l^{-2\alpha})$ by Proposition 4.3, it follows from Lemma 5.2 that $\Sigma' = \Sigma_{\mathbf{a}}$. Therefore, the original sequence $\Sigma_{\mathbf{a}_i}$ converges to $\Sigma_{\mathbf{a}}$ in the C_{loc}^0 -convergence topology. This completes the proof of Theorem 2.9. \square

Theorem 3.5 and (5.7) allow us to decompose each $w_{\mathbf{a}}$ in terms of Jacobi fields $a_j \varphi_j e^{\beta_j^+ s}$ and corrector terms. The following corollary is a quantitative statement of (i) and (ii) in Theorem 2.9, where $f_{\mathbf{a}} := w_{\mathbf{a}} - \tilde{w}_{\mathbf{a}}$ denotes the difference between the entire translator and the exterior translator.

Corollary 5.1. *There are constants $\rho < \infty$ and $\varepsilon > 0$ (depending on α and h) such that the translator $\Sigma_{\mathbf{a}}$ satisfies the estimate*

$$(5.18) \quad \|w_{\mathbf{a}}\|_{C_{R, \mathbf{a}}^{2, \beta, \sigma - \varepsilon}} \leq e^{\varepsilon R_{\rho, \mathbf{a}}}.$$

Moreover, there are families of functions $\{g_{\mathbf{a}}\}_{\mathbf{a} \in \mathbb{R}^K}$ and $\{f_{\mathbf{a}}\}_{\mathbf{a} \in \mathbb{R}^K}$ defined on $s \geq R_{\rho, \mathbf{a}}$ such that

$$(5.19) \quad w_{\mathbf{a}} = g_{\mathbf{0}} + \sum_{j=0}^{K-1} a_j (\varphi_j e^{\beta_j^+ s} + g_{\mathbf{a}_j}) + f_{\mathbf{a}} \quad \text{on } s \geq R_{\rho, \mathbf{a}}.$$

Here, \mathbf{a}_j denotes $(\mathbf{0}_j, a_j, \dots, a_{K-1})$, the projection of $\mathbf{a} \in \mathbb{R}^K$ onto $\{\mathbf{0}_j\} \times \mathbb{R}^{K-j}$. The families $\{g_{\mathbf{a}}\}$ and $\{f_{\mathbf{a}}\}$ have the following estimates:

$$(i) \quad \|f_{\mathbf{a}}\|_{C_{R, \mathbf{a}}^{2, \beta, -\frac{1}{2}}} \leq \frac{1}{2} e^{(\sigma+1/2)R_{\rho, \mathbf{a}}},$$

$$(ii) \quad \|g_{\mathbf{0}}\|_{C_{R, \mathbf{a}}^{2, \beta, \sigma - \varepsilon}} \leq e^{\varepsilon R_{\rho, \mathbf{a}}}, \text{ and } \|g_{\mathbf{a}}\|_{C_{R, \mathbf{a}}^{2, \beta, \beta_j^+ - \varepsilon}} \leq e^{\varepsilon R_{\mathbf{a}}} \text{ for every } \mathbf{a} = (\mathbf{0}_j, a_j, \dots, a_{K-1}) \text{ with } a_j \neq 0.$$

Lemma 5.2. *For each $i = 1, 2$, let $\Sigma_i \subset \mathbb{R}^3$ be a convex graph $x_{n+1} = u_i(x)$, where $u_i(x)$ is an Alexandrov solution to the equation*

$$(5.20) \quad \det D^2 u = (\eta + |Du|^2)^{2 - \frac{1}{2\alpha}} \quad \text{on } \mathbb{R}^2$$

with a fixed constant $\eta \in \{0, 1\}$. Let $S_i(l, \theta)$ be the representation of Σ_i given by (2.1) such that

$$(5.21) \quad S_i(l, \theta) = \sigma^{-1} l^\sigma h(\theta) + o(l^\sigma)$$

and

$$(5.22) \quad S_1(l, \theta) - S_2(l, \theta) = o(l^{-2\alpha})$$

uniformly for $\theta \in \mathbb{S}^1$ as $l \rightarrow \infty$. Then, $\Sigma_1 \equiv \Sigma_2$.

Proof. Observe that for each fixed $\theta \in \mathbb{S}^1$, $S(\cdot, \theta)$ is a concave function of l . Using the monotonicity of $l \mapsto \partial_l S(l, \theta)$, we have the asymptotics of gradient:

$$(5.23) \quad \partial_l S_i(l, \theta) - l^{\sigma-1} h(\theta) = o(l^{\sigma-1})$$

uniformly for $\theta \in \mathbb{S}^1$ as $l \rightarrow \infty$. Then for each $\delta > 0$, we obtain

$$(5.24) \quad S_1(l - \delta, \theta) = S_1(l, \theta) - \delta l^{\sigma-1} h(\theta) + o(l^{\sigma-1})$$

uniformly for $\theta \in \mathbb{S}^1$ as $l \rightarrow \infty$, and hence it follows from (5.22) that

$$(5.25) \quad S_1(l - \delta, \theta) - S_2(l, \theta) = -\delta l^{\sigma-1} h(\theta) + o(l^{\sigma-1})$$

uniformly for $\theta \in \mathbb{S}^1$ as $l \rightarrow \infty$. This observation shows that each level curve (the set of intersection with $\{x_3 = l\}$) of Σ_2 encloses that of $\Sigma_1 + \delta \mathbf{e}_3$ for large l . By viewing Σ_1 and Σ_2 as graphs of convex Alexandrov solutions to (5.20) with a common $\eta \in \{0, 1\}$, the comparison principle implies that $\Sigma_1 + \delta \mathbf{e}_3$ is contained in the convex hull of Σ_2 . Similarly, if $\delta < 0$, then we conclude the convex hull of $\Sigma_1 + \delta \mathbf{e}_3$ contains Σ_2 . By letting $\delta \rightarrow 0$, we conclude $\Sigma_1 \equiv \Sigma_2$. \square

Remark 5.3 (Entire solutions to blow-down equation). *Following the same construction used for translating surfaces $\det D^2 u = (1 + |Du|^2)^{2-\frac{1}{2\alpha}}$ with few changes, there holds a corresponding existence theorem for the blow-down equation $\det D^2 u = |Du|^{4-\frac{1}{\alpha}}$. The barrier construction is basically the same except we work with the main equation (2.9) with $\eta = 0$, making the problem even easier. Here the construction of reference solution corresponding to the zero parameter in the proof of Theorem 3.5 Step (i) is not needed: we simply choose it as the homogeneous solution, corresponding to $\tilde{w}_0(s, \theta) \equiv 0$. In the construction of global barrier in Proposition 4.3, we do not need to work with super and subsolutions of form (4.30) in the inner region: the choice of homogeneous solution $U_+(l, \theta) = U_-(l, \theta) = \sigma^{-1} l^\sigma h(\theta)$ simply works for the blow-down equation. Unlike **Step 3** in the original proof of Proposition 4.3, we do not need to check the graphical representation of global barriers, say u_+ and u_- , are viscosity super and subsolution at the origin, respectively. Finally, it should be noted that the resulting solution u made by following the proof of Theorem 2.9 is not smooth everywhere. Working in the dual equation, we obtain a global solution v_∞ which is a locally uniform limit of v_{L_i} , viscosity solutions to $\det D^2 v = |y|^{\frac{1}{\alpha}-4}$. The limit v_∞ is smooth away from the origin due to the degeneracy of equation on the right hand side. Indeed, [15, Theorem 1.1] showed a sharp result that the solution is $C^{2,\delta}$ around the origin. For this reason. The dual of v_∞ , say u_∞ , is smooth away from a unique point $x_0 \in \mathbb{R}^2$ such that $Du_\infty(x_0) = 0$.*

APPENDIX A. SUPPORT FUNCTIONS OF LEVEL CURVES

Proof of Proposition 2.1. Let $x = x(l, \theta)$ be the point which gives $S(l, \theta)$, namely $S(l, \theta) = \langle x(l, \theta), e^{i\theta} \rangle$. In what follows, we view x as a function of (l, θ) . We first have $\langle x_\theta, e^{i\theta} \rangle = 0$ since $x(l, \theta)$ gives the maximum on the right-hand side of (2.1). Moreover, there holds

$$(A.1) \quad S_\theta = \langle x_\theta, e^{i\theta} \rangle + \langle x, ie^{i\theta} \rangle = \langle x, ie^{i\theta} \rangle,$$

$$(A.2) \quad S_{\theta\theta} = \langle x_\theta, ie^{i\theta} \rangle + \langle x, -e^{i\theta} \rangle = \langle x_\theta, ie^{i\theta} \rangle - S,$$

$$(A.3) \quad S_l = \langle x_l, e^{i\theta} \rangle,$$

and

$$(A.4) \quad S_{l\theta} = \langle x_{l\theta}, e^{i\theta} \rangle + \langle x_l, ie^{i\theta} \rangle = \langle x_{\theta l}, e^{i\theta} \rangle + \langle x_l, ie^{i\theta} \rangle = \langle x_l, ie^{i\theta} \rangle.$$

Using the computations above, we obtain

$$(A.5) \quad x_\theta = (S_{\theta\theta} + S)ie^{i\theta} \quad \text{and} \quad x_l = S_l e^{i\theta} + S_{l\theta} ie^{i\theta}.$$

On the other hand, using the fact that $u(x(l, \theta)) = l$, it holds that

$$(A.6) \quad \langle Du, x_l \rangle = 1 \quad \text{and} \quad \langle Du, x_\theta \rangle = 0,$$

which implies at each $x = x(l, \theta)$,

$$(A.7) \quad Du = \frac{1}{S_l} e^{i\theta}.$$

Note that $S_{\theta\theta} + S > 0$ by the strict convexity of u and $S_l > 0$ since $Du \neq 0$. Hence (l, θ) provides a local chart of $\{x \in \mathbb{R}^2 : |Du(x)| \neq 0\}$.

Utilizing (A.7), we obtain that

$$(A.8) \quad D^2u \cdot x_l = \frac{-S_{ll}}{S_l^2} e^{i\theta} \quad \text{and} \quad D^2u \cdot x_\theta = -\frac{S_{l\theta}}{S_l^2} e^{i\theta} + \frac{1}{S_l} i e^{i\theta}.$$

Here \cdot is a matrix multiplication by viewing D^2u as a square matrix and x_l and x_θ as column vectors.

For the purpose of the tensor calculus, we consider the local coordinate system $(y_1, y_2) = (l, \theta)$ so that we can denote

$$(A.9) \quad x_1 = \frac{\partial}{\partial y_1} x = \frac{\partial}{\partial l} x = x_l, \quad x_2 = \frac{\partial}{\partial y_2} x = \frac{\partial}{\partial \theta} x = x_\theta.$$

Then, we can deduce the metric tensor

$$(A.10) \quad g_{ij} := \langle x_i, x_j \rangle = \begin{bmatrix} S_l^2 + S_{l\theta}^2 & S_{l\theta}(S_{\theta\theta} + S) \\ S_{l\theta}(S_{\theta\theta} + S) & (S_{\theta\theta} + S)^2 \end{bmatrix},$$

and the Christoffel symbols

$$(A.11) \quad \Gamma_{ij}^k := \frac{1}{2} g^{kl} (\partial_i g_{jl} + \partial_j g_{il} - \partial_l g_{ij}) = g^{kl} \langle x_{ij}, x_l \rangle.$$

Hence, on this coordinate system we can obtain

$$(A.12) \quad \bar{\nabla}_i \bar{\nabla}_j u = \frac{\partial^2 u}{\partial y_i \partial y_j} - \Gamma_{ij}^k \frac{\partial u}{\partial y_k} = D^2u(x_i, x_j) + Du \cdot x_{ij} - g^{kl} \langle Du, x_k \rangle \langle x_{ij}, x_l \rangle = \langle x_i, D^2u \cdot x_j \rangle,$$

where $\bar{\nabla}$ denotes the Levi-Civita connection. Therefore, combining (A.8) and (A.5) yields

$$(A.13) \quad \bar{\nabla}_i \bar{\nabla}_j u = \begin{bmatrix} -\frac{S_{ll}}{S_l} & 0 \\ 0 & \frac{S_{\theta\theta} + S}{S_l} \end{bmatrix}.$$

Now, we recall that

$$(A.14) \quad \det D^2u = \det [g^{ij} \bar{\nabla}_j \bar{\nabla}_k u] = [\det \bar{\nabla}_i \bar{\nabla}_j u] [\det g_{kl}]^{-1}.$$

Hence, it follows that

$$(A.15) \quad \det D^2u = \frac{-S_{ll}(S_{\theta\theta} + S)}{S_l^2} \frac{1}{S_l^2 (S_{\theta\theta} + S)^2} = \frac{-S_{ll}}{S_l^4 (S_{\theta\theta} + S)}.$$

Therefore, in light of (A.7) and (A.15), the translator equation (1.2) becomes

$$(A.16) \quad \frac{-S_{ll}}{S_l^4 (S_{\theta\theta} + S)} = (1 + S_l^{-2})^{2 - \frac{1}{2\alpha}}.$$

Similarly, we obtain the blow-down equation for $S(l, \theta)$ and this finishes the proof. \square

Lemma A.1. *Let $S(l, \theta)$ be a solution to (2.4) with $\eta = 0$ or 1 and let w be a function given by (2.8). Then w solves*

$$(A.17) \quad w_{ss} + w_s + h^{\frac{1}{\alpha}} (w_{\theta\theta} + w) = E(w) = -E_1(w) - \eta E_2(w),$$

where

$$(A.18) \quad E_1(w) := \frac{1}{\alpha} h^{\frac{1}{\alpha} - 1} e^{-\sigma s} w_s (w_{\theta\theta} + w) + (2\alpha e^{\sigma s} h^{1 - \frac{1}{\alpha}} + w_{\theta\theta} + w) N_1(w).$$

with

$$(A.19) \quad N_1(w) := (h + e^{-\sigma s} w_s)^{\frac{1}{\alpha}} - h^{\frac{1}{\alpha}} - \frac{1}{\alpha} h^{\frac{1}{\alpha} - 1} e^{-\sigma s} w_s,$$

and

$$(A.20) \quad E_2(w) := (h + e^{-\sigma s} w_s)^{\frac{1}{\alpha}} (2\alpha e^{\sigma s} h^{1 - \frac{1}{\alpha}} + w_{\theta\theta} + w) N_2(w).$$

with

$$(A.21) \quad N_2(w) := \left(1 + e^{-4\alpha s} (h + e^{-\sigma s} w_s)^2 \right)^{2 - \frac{1}{2\alpha}} - 1.$$

Proof. From (2.4), remembering $\eta \in \{0, 1\}$ it follows that

$$(A.22) \quad -S_{ss} = -S_s + (e^{-\sigma s} S_s)^{\frac{1}{\alpha}} (S_{\theta\theta} + S) + \eta N_2 (e^{-\sigma s} S_s)^{\frac{1}{\alpha}} (S_{\theta\theta} + S).$$

Since $\sigma^{-1} e^{\sigma s} h(\theta)$ solves the blow-down equation (i.e. (A.22) with $\eta = 0$), we obtain that $w(s, \theta) = S(e^s, \theta) - \sigma^{-1} e^{\sigma s} h(\theta)$ solves

$$(A.23) \quad -w_{ss} = h^{\frac{1}{\alpha}} (w_{\theta\theta} + w) + w_s + \frac{1}{\alpha} h^{\frac{1}{\alpha}-1} e^{-\sigma s} w_s (w_{\theta\theta} + w) + N_1 (S_{\theta\theta} + S) + \eta N_2 (e^{-\sigma s} S_s)^{\frac{1}{\alpha}} (S_{\theta\theta} + S).$$

This completes the proof. \square

Proposition A.2. *Let $S : (l_1, l_2) \times \mathbb{S}^1 \rightarrow \mathbb{R}$ be a C^2 -function that satisfies*

$$(A.24) \quad S + S_{\theta\theta} > 0, \quad S_l > 0, \quad S_u < 0.$$

Then, there exist nested convex sets $\Omega \subset\subset \Omega'$ in \mathbb{R}^2 and a strictly convex function $u : \text{int } \Omega' \setminus \text{cl } \Omega \rightarrow \mathbb{R}$ of class C^2 such that S is the level set support function of graph of u .

Proof. For each fixed $l \in (l_1, l_2)$, $S(l, \cdot)$ can be viewed as the support function of a closed curve Γ_l . $S + S_{\theta\theta} > 0$ implies the curve Γ_l is strictly convex and $\theta \mapsto X(l, \theta) = S(l, \theta)e^{i\theta} + S_{\theta}(l, \theta)ie^{i\theta}$ is an embedding of \mathbb{S}^1 into \mathbb{R}^2 with the image $X(\{l\} \times \mathbb{S}^1) = \Gamma_l$. Moreover, $S_l > 0$ implies that Γ_l is strictly increasing. i.e. for $l > l'$, $\Gamma_{l'}$ is included in the interior of the convex hull of Γ_l . As a consequence, there are two closed convex sets $\Omega \subset\subset \Omega'$ in \mathbb{R}^2 such that $\cup_{l \in (l_1, l_2)} \Gamma_l = \text{int } \Omega' \setminus \text{cl } \Omega$ and $X : (l_1, l_2) \times \mathbb{S}^1 \rightarrow \text{int } \Omega' \setminus \text{cl } \Omega$ is a bijection. For each $x \in \text{int } \Omega' \setminus \text{cl } \Omega$ there is a unique value $u(x) \geq l_0$ such that $x \in \Gamma_{u(x)}$. Next, we prove X is a C^1 -diffeomorphism and u is C^1 -function. Observe $X_l = S_l e^{i\theta} + S_{\theta l} i e^{i\theta}$ and $X_{\theta} = (S + S_{\theta\theta}) i e^{i\theta}$. From this, we infer that the Jacobian determinant of $X = (x_1, x_2)$ is

$$\frac{\partial(x_1, x_2)}{\partial(l, \theta)} = S_l (S + S_{\theta\theta}),$$

which is non-zero everywhere by the assumption. By the inverse function theorem, X is a local C^1 -diffeomorphism and this upgrades to a global one as X is a bijection. Note u is also C^1 as $u(x_1, x_2) = l(x_1, x_2)$, the first component of X^{-1} .

By the construction, u is a C^1 -function on $\text{int } \Omega' \setminus \text{cl } \Omega$ and the support function at the level $\{u = l\}$, is equal to the given function $\theta \mapsto S(l, \theta)$. Under this assumption (although a priori u is not smooth and strictly convex), we may exactly follow the argument in the proof Proposition 2.1 upto (A.7) and conclude $Du = S_l^{-1} e^{i\theta}$. Since $S_l(l, \theta)$ and $X^{-1}(x_1, x_2) = (l, \theta)$ are both C^1 , Du has continuous partials and thus u is of class C^2 . Then we follow the rest of argument from (A.8) to (A.13) and conclude that u is strictly convex. Note $S_u < 0$ is used to conclude (A.13) is positive definite. \square

APPENDIX B. INTERIOR REGULARITY ESTIMATE

In this section, we establish interior estimates. For readers' convenience, we recall the abbreviated notation of norms in Definition 2.7 that

$$(B.1) \quad \|f\|_{C_{s,a}^{k,\beta}} := \|f\|_{C^{k,\beta}([s-a, s+a] \times \mathbb{S}^1)}, \quad \|f\|_{L_{s,a}^2} := \|f\|_{L^2([s-a, s+a] \times \mathbb{S}^1)}.$$

Also, we use the abbreviations that $S_{\lambda,l} = \frac{\partial}{\partial l} S_{\lambda}$, $S_{\lambda,u} = \frac{\partial^2}{\partial l^2} S_{\lambda}$, $S_{\lambda,\theta\theta} := \frac{\partial^2}{\partial \theta^2} S_{\lambda}$ for functions $S_{\lambda}(l, \theta)$ parametrized by $\lambda \in [0, 1]$.

Lemma B.1. *Given a solution $h \in C^{\infty}(\mathbb{S}^1)$ to (2.5), $\alpha \in (0, 1/4)$, $\eta \in [0, 1]$, $k \geq 0$, and $\beta \in (0, 1)$, there are large s_0 , C and small $\varepsilon_0 > 0$ with the following significance. For each $i \in \{0, 1\}$, suppose $S_i(l, \theta) := \frac{l^{1-2\alpha}}{1-2\alpha} h(\theta) + w_i(s, \theta)$ with $s = \ln l$ and $w_i(s, \theta) \in C^{\infty}([s_0 - 2, +\infty) \times \mathbb{S}^1)$ satisfies $\|w_i\|_{C_{s,2}^{k,\beta}} \leq \varepsilon_0 e^{(1-2\alpha)s}$ for $s \geq s_0$ and*

$$(B.2) \quad S_i + S_{i,\theta\theta} + (\eta + S_{i,l}^{-2})^{\frac{1}{2\alpha}-2} S_{i,l}^{-4} S_{i,ll} = 0, \quad S_{i,l} > 0,$$

for $\ln l \geq s_0 - 2$. Then the following estimates hold: for $s \geq s_0$,

$$(B.3) \quad \|w_1\|_{C_{s,1}^{k,\beta}} \leq C(\|w_1\|_{L_{s,2}^2} + \eta e^{(1-2\alpha)s} e^{-4\alpha s}),$$

$$(B.4) \quad \|w_1 - w_0\|_{C_{s,1}^{k,\beta}} \leq C\|w_1 - w_0\|_{L_{s,2}^2}.$$

Proof. First, we prove (B.4). The difference $W(l, \theta) := S_1(l, \theta) - S_0(l, \theta) = w_1(\ln l, \theta) - w_0(\ln l, \theta)$ solves the linear equation $W + W_{\theta\theta} + A_\eta W_{ll} + B_\eta W_l = 0$, where the coefficients $A_\eta(l, \theta)$ and $B_\eta(l, \theta)$ are given by

$$(B.5) \quad A_\eta := (\eta + S_{1,l}^{-2})^{\frac{1}{2\alpha}-2} S_{1,l}^{-4},$$

$$(B.6) \quad B_\eta := S_{0,ll} \int_0^1 \left[(4 - \alpha^{-1})(\eta + S_{\lambda,l}^{-2})^{\frac{1}{2\alpha}-3} S_{\lambda,l}^{-7} - 4(\eta + S_{\lambda,l}^{-2})^{\frac{1}{2\alpha}-2} S_{\lambda,l}^{-5} \right] d\lambda,$$

with $S_\lambda(l, \theta) := \lambda S_1(l, \theta) + (1 - \lambda)S_0(l, \theta)$ for $\lambda \in [0, 1]$. Namely, $W(l, \theta) = W(e^s, \theta)$ satisfies

$$(B.7) \quad W + W_{\theta\theta} + \hat{A}_\eta W_{ss} + \hat{B}_\eta W_s = 0,$$

where $\hat{A}_\eta := e^{-2s} A_\eta$ and $\hat{B}_\eta := e^{-s} B_\eta - e^{-2s} A_\eta$. Since

$$(B.8) \quad S_{\lambda,l} = l^{-2\alpha} h + l^{-1}(\lambda \partial_s w_1 + (1 - \lambda) \partial_s w_0),$$

$$(B.9) \quad S_{\lambda,ll} = -2\alpha l^{-1-2\alpha} h - l^{-2}(\lambda \partial_s^2 w_1 + (1 - \lambda) \partial_s^2 w_0) + l^{-2}(\lambda \partial_s^2 w_1 + (1 - \lambda) \partial_s^2 w_0),$$

assuming $\varepsilon_0 \ll h$ we have

$$(B.10) \quad \|e^{-2\alpha s} S_{\lambda,1}^{-1} - h^{-1}\|_{C_{s,2}^{k-1,\beta}} \leq C\varepsilon_0, \quad \|e^{(2\alpha+1)s} S_{\lambda,ll} + h\|_{C_{s,2}^{k-2,\beta}} \leq C\varepsilon_0,$$

for some constant $C = C(\alpha, h, k, \beta)$. Hence, for any small $\delta > 0$, there are large s_0 and small ε_0 such that

$$(B.11) \quad \|\hat{A}_\eta - h^{-\frac{1}{\alpha}}\|_{C_{s,2}^{k-1,\beta}} + \|\hat{B}_\eta - h^{-\frac{1}{\alpha}}\|_{C_{s,2}^{k-2,\beta}} \leq \delta$$

hold for $s \geq s_0$. Now, we apply the interior $W^{2,p}$ estimates with $p = 2$ and the interior Schauder estimates to the linear elliptic equation (B.7). See Theorem 9.11 and Theorem 6.2 in [17]. Then, (B.4) follows from applying the interior Schauder estimates for the derivatives of W .

To prove (B.3), we may fix $S_0 = (1 - 2\alpha)^{-1} l^{1-2\alpha} h(\theta)$ to have $W = w_1$. Since S_0 satisfies (B.2) with $\eta = 0$,

$$(B.12) \quad w_1 + w_{1,\theta\theta} + \hat{A}_0 w_{1,ss} + \hat{B}_0 w_{1,s} = f, \quad \text{where } f := S_{1,l}^{-\frac{1}{\alpha}} S_{1,ll} \left[1 - (\eta S_{1,l}^2 + 1)^{\frac{1}{2\alpha}-2} \right].$$

Since (B.10) implies $S_{1,l}^{-1} \approx h^{-1} e^{2\alpha s} \gg 1 \geq \eta$, observing $\|e^s S_{\lambda,l} - e^{(1-2\alpha)s} h\|_{C_{s,2}^{k-1,\beta}} \leq \varepsilon_0 e^{(1-2\alpha)s}$, we have

$$(B.13) \quad \|f\|_{C_{s,2}^{k-2,\beta}} \leq C\eta e^{(1-6\alpha)s}.$$

Thus, we can apply the interior estimates for w_1 and its derivatives as above so that we obtain (B.3). \square

Acknowledgments. BC thanks KIAS for the visiting support and also thanks University of Toronto where the research was initiated. BC and KC were supported by the National Research Foundation(NRF) grant funded by the Korea government(MSIT) (RS-2023-00219980). BC has been supported by NRF of Korea grant No. 2022R1C1C1013511, POSTECH Basic Science Research Institute grant No. 2021R1A6A1A10042944, and a POSCO Science Fellowship. KC has been supported by the KIAS Individual Grant MG078902, a POSCO Science Fellowship, and an Asian Young Scientist Fellowship. SK has been partially supported by NRF of Korea grant No. 2021R1C1C1008184.

We are grateful to Liming Sun for fruitful discussion. We would like to thank Simon Brendle, Panagiota Daskalopoulos, Pei-Ken Hung, Ki-Ahm Lee, Christos Mantoulidis, Connor Mooney, Ovidiu Savin for their interest and insightful comments.

REFERENCES

- [1] B. Andrews. Non-convergence and instability in the asymptotic behaviour of curves evolving by curvature. *Communications in Analysis and Geometry*, 10(2):409–449, 2002.
- [2] B. Andrews. Classification of limiting shapes for isotropic curve flows. *Journal of the American mathematical society*, 16(2):443–459, 2003.
- [3] L. Caffarelli. Topics in PDEs: The Monge-Ampere equation. *Graduate course. Courant Institute, New York University*, 1995.
- [4] L. Caffarelli and Y. Li. An extension to a theorem of Jörgens, Calabi, and Pogorelov. *Communications on Pure and Applied Mathematics: A Journal Issued by the Courant Institute of Mathematical Sciences*, 56(5):549–583, 2003.
- [5] L. Caffarelli and Y. Li. A Liouville theorem for solutions of the Monge–Ampère equation with periodic data. *Annales de l’I.H.P. Analyse non linéaire*, 21(1):97–120, 2004.
- [6] E. Calabi. Improper affine hyperspheres of convex type and a generalization of a theorem by K. Jörgens. *The Michigan Mathematical Journal*, 5(2):105–126, 1958.
- [7] C. Chan. Complete minimal hypersurfaces with prescribed asymptotics at infinity. *Journal für die reine und angewandte Mathematik*, 1997:163 – 182, 1997.
- [8] S.-Y. Cheng and S.-T. Yau. Complete affine hypersurfaces. Part I. the completeness of affine metrics. *Communications on Pure and Applied Mathematics*, 39(6):839–866, 1986.
- [9] B. Choi, K. Choi, and P. Daskalopoulos. Uniqueness of ancient solutions to Gauss curvature flow asymptotic to a cylinder. *arXiv:2004.11754 (to appear in J. Diff. Geom.)*, 2020.
- [10] B. Choi, K. Choi, and P. Daskalopoulos. Convergence of Gauss curvature flows to translating solitons. *Adv. Math.*, 397:Paper No. 108207, 30, 2022.
- [11] B. Choi, K. Choi, and P. Daskalopoulos. Convergence of curve shortening flow to translating soliton. *American Journal of Mathematics*, to appear.
- [12] B. Choi, K. Choi, and S. Kim. Translating surfaces under flows by sub-affine-critical powers of gauss curvature. *arXiv:2104.13186*, 2021.
- [13] K. Choi and L. Sun. Ancient finite entropy flows by powers of curvature in \mathbb{R}^2 . *arXiv:2011.02639*, 2020.
- [14] K.-S. Chou and X.-J. Wang. Entire solutions of the Monge–Ampère equation. *Communications on pure and applied mathematics*, 49(5):529–539, 1996.
- [15] P. Daskalopoulos and O. Savin. On Monge–Ampère equations with homogenous right-hand sides. *Communications on Pure and Applied Mathematics*, 62(5):639–676, 2009.
- [16] A. Figalli. *The Monge-Ampère Equation and its Applications*. Zurich Lectures in Advanced Mathematics. European Mathematical Society, 2017.
- [17] D. Gilbarg and N. S. Trudinger. *Elliptic partial differential equations of second order*, volume 224. Springer, 1977.
- [18] H. Jian and X.-J. Wang. Existence of entire solutions to the Monge–Ampère equation. *American Journal of Mathematics*, 136(4):1093–1106, 2014.
- [19] K. Jörgens. Über die Lösungen der Differentialgleichung $rt - s^2 = 1$. *Mathematische Annalen*, 127(1):130–134, 1954.
- [20] Y. Li and S. Lu. Monge-Ampère equation with bounded periodic data. *arXiv:1906.02800*, 2019.
- [21] J. C. Nitsche. Elementary proof of bernstein’s theorem on minimal surfaces. *Ann. of Math*, 66(3):543–544, 1957.
- [22] J. Urbas. Global Hölder estimates for equations of Monge-Ampere type. *Inventiones mathematicae*, 91(1):1–29, 1988.
- [23] J. Urbas. Complete noncompact self-similar solutions of Gauss curvature flows I. Positive powers. *Mathematische Annalen*, 311(2):251–274, 1998.
- [24] C. Villani. *Topics in optimal transportation*, volume 58 of *Graduate Studies in Mathematics*. American Mathematical Society, Providence, RI, 2003.

BC: DEPARTMENT OF MATHEMATICS, POSTECH, 77 CHEONGAM-RO, NAM-GU, POHANG, GYEONGBUK 37673, REPUBLIC OF KOREA

Email address: bchoi@postech.ac.kr

KC: SCHOOL OF MATHEMATICS, KOREA INSTITUTE FOR ADVANCED STUDY, 85 HOEGIRO, DONGDAEMUN-GU, SEOUL 02455, REPUBLIC OF KOREA

Email address: choiks@kias.re.kr

SK: DEPARTMENT OF MATHEMATICS, SOONGSIL UNIVERSITY, SEOUL 06978, REPUBLIC OF KOREA

Email address: soojungkim@ssu.ac.kr