

# On some features of Quadratic Unconstrained Binary Optimization with random coefficients

Marco Isopi<sup>1</sup>, Benedetto Scoppola<sup>2</sup>, and Alessio Troiani<sup>3</sup>

<sup>1</sup>*Dipartimento di Matematica, Sapienza Università di Roma, Piazzale Aldo Moro 5, 00185 Roma, Italy*

<sup>2</sup>*Dipartimento di Matematica, Università di Roma “Tor Vergata”, Via della Ricerca Scientifica 1, 00133 Roma, Italy*

<sup>3</sup>*Dipartimento di Matematica e Informatica, Università degli Studi di Perugia, via Vanvitelli, 1 06123 Perugia, Italy*

March 5, 2024

## Abstract

Quadratic Unconstrained Binary Optimization (QUBO or UBQP) is concerned with maximizing/minimizing the quadratic form  $H(J, \eta) = W \sum_{i,j} J_{i,j} \eta_i \eta_j$  with  $J$  a matrix of coefficients,  $\eta \in \{0, 1\}^N$  and  $W$  a normalizing constant. In the statistical mechanics literature, QUBO is a lattice gas counterpart to the Sherrington–Kirkpatrick spin glass model. Finding the optima of  $H$  is an NP-hard problem. Several problems in combinatorial optimization and data analysis can be mapped to QUBO in a straightforward manner. In the combinatorial optimization literature, random instances of QUBO are often used to test the effectiveness of heuristic algorithms. Here we consider QUBO with random coefficients and show that if the  $J_{i,j}$ 's have zero mean, then, after proper normalization, the minimum and maximum *per particle* of  $H$  do not depend on the details of the distribution of the couplings and are concentrated around their expected values. Further, with the help of numerical simulations, we give estimates of the minimum and maximum of the objective function and provide some insight into the structure of the minimizer and the maximizer of  $H$ . We argue that also this structure is rather robust. Our findings hold in the diluted case where each of the  $J_{i,j}$ 's is allowed to be zero with probability going to 1 as  $N \rightarrow \infty$  in a suitable way.

**Keywords:** QUBO, UBQP, Probabilistic Cellular Automata, Spin Glasses, Lattice Gas, Combinatorial optimization

## 1 Introduction

We consider the quadratic form

$$H(J, \eta) = W \sum_{\substack{i,j \\ 1 \leq i,j \leq N}} J_{i,j} \eta_i \eta_j \quad (1)$$

where  $J \in \mathbb{R}^{N \times N}$  is a matrix of coefficients,  $\eta \in \mathcal{A}^N$  (with  $\mathcal{A}$  some finite set),  $\eta_i$  is the value of the  $i$ -th component of  $\eta$ , and  $W \in \mathbb{R}$  is a suitable normalizing constant. This quadratic form plays an important role both in combinatorial optimization and statistical mechanics.

In statistical mechanics (1) is the Hamiltonian of several physical systems whose nature depends on the elements of  $\mathcal{A}$ . If  $\mathcal{A} = \{-1, 1\}$  the Hamiltonian describes a system of (pairwise) interacting spins whereas if  $\mathcal{A} = \{0, 1\}$  it is generally used to describe a system of (pairwise) interacting particles. Spins or particles live on the vertices of some, possibly oriented, graph  $\mathcal{G} = \{V, E\}$ , called the interaction graph, with  $|V| = N$  and  $J$  the weighted adjacency matrix of  $\mathcal{G}$ . For each  $(i, j) \in E$  the entry  $J_{i,j}$  represents the strength of the interaction between the entities (spins or particles) at vertices  $i$  and  $j$  of  $\mathcal{G}$ . The microscopic state of the physical system is given by  $\eta$ .

The physical system is described in terms of the probability of its microscopic states (Gibbs measure):

$$\mu(\eta) = \frac{e^{-\beta H(J, \eta)}}{Z_\beta} \quad (2)$$

where the parameter  $\beta$  is called the *inverse temperature* and  $Z_\beta$  is a normalizing constant called *partition function*.

Several models which have been the subject of extensive investigation in the last century have a Hamiltonian that can be written in the form of (1).

For instance, by taking  $\eta \in \{-1, 1\}^N$ , setting the diagonal elements of  $J$  equal to  $h$ , a suitable set of non-zero elements of  $J$  (those that make  $\mathcal{G}$  the lattice  $\mathbb{Z}^d$ ) equal to  $-1$  and  $W = 1$ , one obtains the  $d$ -dimensional Ising model with external magnetic field  $h$  at inverse temperature  $\beta$ .

In combinatorial optimization the problem of minimizing (or maximizing) (1) when  $\mathcal{A} = \{0, 1\}$  and  $W = 1$  is known under the names Quadratic Unconstrained Binary Optimization (QUBO) or Unconstrained Binary Quadratic Programming (UBQP). QUBO is NP-hard and, in general, no polynomial time algorithm is known to find a minimizer of  $H$ . Many problems in combinatorial optimization and data analysis can be mapped to QUBO in a straightforward manner (see [11] for a survey). Even constrained optimization problems can be reduced to QUBO by introducing quadratic penalties in the objective function.

Minimizers (*ground states*) of forms like  $H$  in (1) are of relevance in the context of statistical mechanics as well. Indeed ground states are the ones with the highest probability with respect to the probability measure (2). As the temperature of the physical system approaches zero ( $\beta \rightarrow \infty$ ), the system will eventually reach its ground state.

If the entries of  $J$  are *disordered*, finding the ground state of the system is non-trivial.

In the context of statistical mechanics, there is a vast literature concerning the properties of the ground states of  $H$  for spin systems, that is when  $\eta \in \{-1, 1\}^N$ . For instance if  $W = \frac{1}{\sqrt{N}}$  and  $J_{i,j}$  are independent standard Gaussian random variables one has the so called Sherrington–Kirkpatrick model.

However the  $\{0, 1\}$  counterpart to the Sherrington–Kirkpatrick model, whose Hamiltonian matches the objective function of a QUBO instance, has not been the subject of the same attention in the statistical mechanics literature. As a consequence, little is known about the statistical properties for the minimum of  $H$  and the structure of its minimizer in the case of  $\{0, 1\}$  variables.

In [13] an almost sure lower bound for the minimum per particle of  $H$  in the case  $\eta \in \{0, 1\}^N$  and  $J_{i,j}$  independent Gaussian random variables has been determined and it has been shown that, subject to proper normalization, this minimum is close to its expectation with probability one.

In this paper we will show that the results of [13] are rather robust with respect to the distribution of the  $J_{i,j}$ 's. In particular, we consider the case of independent  $J_{i,j}$  with  $\mathbb{E}[J_{i,j}] = 0$ . If the tails

of the distributions of the  $J_{i,j}$  are not too fat, then after proper normalization, the value of the minimum of  $H$  is close to its expectation with probability one and does not depend on the actual distribution of the  $J_{i,j}$ . Moreover, there is an almost sure lower bound for the minimum of  $H$  that does not depend on the distribution of the  $J_{i,j}$ . Further, with the help of numerical simulations we will provide some insight into the structure of both the minimizer and the maximizer of  $H$  and show that also this structure is robust. Note that our results hold in the diluted case as well, that is in the case where each  $J_{i,j}$  is zero with a certain probability. This probability needs not to be fixed, but it is allowed to go to 1 as  $N \rightarrow \infty$  in a suitable way.

Rigorous results are presented in Section 2, whereas the numerical findings concerning the structure of the minimizer and the maximizer of  $H$  and are detailed in Section 3. Proofs are given in Section 4.

Throughout the paper we use the jargon of statistical mechanics. As a consequence, we use expressions like (particle) configuration when referring to  $\eta$ , number of particles when referring to  $N$ , Hamiltonian for the quadratic form (1) and energy and energy per particle (of a configuration  $\eta$ ) for, respectively,  $H(J, \eta)$  and  $\frac{H(J, \eta)}{N}$ . Likewise, the minimizer (1) is often referred to as the ground state of  $H$  and we use the expression thermodynamic limit to denote the limit as  $N \rightarrow \infty$ .

**Remark 1.1.** *Note that  $H$  denotes a family of random variables indexed by  $N$ . However, we do not write this dependence explicitly to lighten the notation.*

## 2 Main results

We consider random instances of QUBO, that is we assume the matrix  $J = \{J_{1,1}, \dots, J_{N,N}\}$  to be the realization of some multivariate random variable. Unless otherwise specified we will assume the  $J_{i,j}$ 's to be independent, identically distributed, and such that  $\mathbb{E}[J_{i,j}] = 0$  and  $\text{Var}(J_{i,j}) = \sigma^2$ . As for the value of the normalizing constant  $W$  we take it to be such that the random variable  $\sum_{ij} J_{i,j}$  has variance  $N$ . Consequently, it is always possible to assume  $\text{Var}(J_{i,j}) = 1$  and  $W = \frac{1}{\sqrt{N}}$ .

**Remark 2.1.** *Note that, in general, the distribution of the  $J_{i,j}$  is allowed to be a mixture distribution. In particular, we will be interested in random variables taking the value zero with probability  $1 - p = 1 - p(N)$ . In this way we can include in our analysis the diluted case, that is the case where the matrix  $J$  of the coefficients of the objective function is “sparse” with expected density  $\rho = p(N)$ .*

In the remainder of the paper we will use the following notation.

Let

$$\eta^{\min} := \arg \min_{\eta \in \{0,1\}^N} H(J, \eta) \quad \text{and} \quad \eta^{\max} := \arg \max_{\eta \in \{0,1\}^N} H(J, \eta),$$

that is  $\eta^{\min}$  and  $\eta^{\max}$  are, respectively, the minimizer and the maximizer of  $H$ .

Further, let

$$\min_{\eta \in \{0,1\}^N} H(J, \eta) =: -m_{\min, N} \cdot N \quad \text{and} \quad \max_{\eta \in \{0,1\}^N} H(J, \eta) =: m_{\max, N} \cdot N.$$

In words,  $m_{\min, N}$  and  $m_{\max, N}$  are, respectively, the minimum and the maximum *per particle* of  $H$ .

Moreover, setting  $|\eta| = \sum_{i=1}^N \eta_i$  we call

$$\alpha_{\min,N} = \frac{|\eta^{\min}|}{N} \quad \text{and} \quad \alpha_{\max,N} = \frac{|\eta^{\max}|}{N}$$

the proportion of *ones* in the minimizer and maximizer of  $H$ .

We remark that  $\eta^{\min}$ ,  $\eta^{\max}$ ,  $m_{\min,N}$ ,  $m_{\max,N}$ ,  $\alpha_{\min,N}$  and  $\alpha_{\max,N}$  are random variables and depend on the realization of  $J$ , but we do not write this dependence explicitly to lighten the notation.

We are interested in the limitig behavior of  $m_{\min,N}$ ,  $m_{\max,N}$ ,  $\alpha_{\min,N}$  and  $\alpha_{\max,N}$ . However, at present, we can not prove the existence of the thermodynamic limits for these objects. Nevertheless, numerical findings support the following

**Conjecture 2.2.** *If  $J_{i,j}$  are independent identically distributed random variables with  $\mathbb{E}[J_{1,1}] = 0$  and  $\text{Var}(J_{1,1}) = 1$ , then*

1.  $\lim_{N \rightarrow \infty} m_{\min,N} = m_{\min} = \bar{m}$ ;  $\lim_{N \rightarrow \infty} m_{\max,N} = m_{\max} = \bar{m}$
2.  $\lim_{N \rightarrow \infty} \alpha_{\min,N} = \alpha_{\min} = \bar{\alpha}$ ;  $\lim_{N \rightarrow \infty} \alpha_{\max,N} = \alpha_{\max} = \bar{\alpha}$

Reasonable numerical estimates for  $\bar{m}$  and  $\bar{\alpha}$  (see Section 3 below) are  $\bar{m} \approx 0.42$  and  $\bar{\alpha} \approx 0.624$ .

Even if we do not have a proof for the existence of the large  $N$  limit for the minimum and maximum per particle, it is possible to show that, as  $N$  get larger, the fluctuations of both the minimum and maximum per particle of  $H$  around their expected values vanish. Loosely speaking, provided some conditions on the tails of the  $J_{i,j}$  are satisfied, the minimum and the maximum per particle of  $H$  do not depend on the actual realization of  $J$  for  $N$  large enough. Note that this fact is not enough to prove the first point of Conjecture 2.2 since, in principle, there could be different values of  $\mathbb{E}[m_{\min,N}]$  and  $\mathbb{E}[m_{\max,N}]$  for every  $N$ . More precisely, we have the following

**Theorem 2.3.** *Let the  $J_{i,j}$  be independent identically distributed random variables with  $\mathbb{E}[J_{1,1}] = 0$  and  $\text{Var}(J_{1,1}) = 1$ . Then,*

(a) *as  $N \rightarrow \infty$ ,*

$$m_{\min,N} \xrightarrow{p} \mathbb{E}[m_{\min,N}] \tag{3}$$

$$m_{\max,N} \xrightarrow{p} \mathbb{E}[m_{\max,N}]. \tag{4}$$

*where  $\xrightarrow{p}$  denotes convergence in probability.*

*Further,*

(b) *If  $\mathbb{E}[|J_{1,1}|^3] < \infty$  the convergence in (3) and (4) is almost sure.*

(c) *If  $J_{1,1}$  are subgaussian both  $\min_{\eta} H(J, \eta)$  and  $\max_{\eta} H(J, \eta)$  converge to their respective limits exponentially fast.*

The proof is provided in Section 4.1.

Moreover the expected value of the minimum and maximum per particle do not depend on the actual distribution of the random couplings, provided they have finite third moment.

**Theorem 2.4.** Let  $J = \{J_{ij}\}_{1 \leq i, j \leq N}$  and  $Y = \{Y_{i,j}\}_{1 \leq i, j \leq N}$  be two independent sequences of independent random variables with finite third moment, such that for every  $i, j$   $\mathbb{E}[J_{i,j}] = \mathbb{E}[Y_{i,j}] = 0$  and  $\mathbb{E}[J_{i,j}^2] = \mathbb{E}[Y_{i,j}^2] = 1$ . Also set  $\gamma := \max\{\mathbb{E}[|J_{ij}|^3], \mathbb{E}[|Y_{ij}|^3], 1 \leq i, j \leq N\}$ . Then we have

$$\frac{1}{N} \left| \mathbb{E} \left[ \min_{\eta} H(J, \eta) \right] - \mathbb{E} \left[ \min_{\eta} H(Y, \eta) \right] \right| \leq CN^{-1/6} \quad (5)$$

$$\frac{1}{N} \left| \mathbb{E} \left[ \max_{\eta} H(J, \eta) \right] - \mathbb{E} \left[ \max_{\eta} H(Y, \eta) \right] \right| \leq CN^{-1/6} \quad (6)$$

where  $C$  is a constant depending only on  $\gamma$ .

The proof comes as a consequence of an analogous result on the universality of the free energy which is presented in Section 4.2.

As an immediate consequence of Theorem 2.4 and Theorem 2.3(b), the minimum and maximum per particle have the same almost sure lower bound of the Gaussian case (see [13]) irrespective of the details of the distribution of the  $J_{i,j}$ . More precisely, let  $\nu^-(m) = |\{\eta : H(J, \eta) \leq -mN\}|$  denote the number of configurations whose energy is less or equal to  $-mN$  and, similarly, let  $\nu^+(m) = |\{\eta : H(J, \eta) \geq mN\}|$  be the number of configurations with energy at least equal to  $mN$ . Then:

**Corollary 2.5.** Let the  $J_{i,j}$ 's be independent identically distributed with  $\mathbb{E}[J_{1,1}] = 0$  and  $\text{Var}(J_{1,1}) = 1$  and such that  $\mathbb{E}[|J_{1,1}^3|] < \infty$ , Then, for large values of  $N$  and for some constant  $C$ ,  $\text{P}(\nu^-(m^*) > 0) \leq e^{-CN}$  and  $\text{P}(\nu^+(m^*) > 0) \leq e^{-CN}$  where  $m^* \approx 0.562$  is the unique zero of  $I(\alpha) - \frac{m^2}{2\alpha^2(1-\alpha)^2}$  (obtained for  $\alpha = \alpha^* \approx 0.644$ ) where  $I(x) = -x \log(x) - (1-x) \log(1-x)$ .

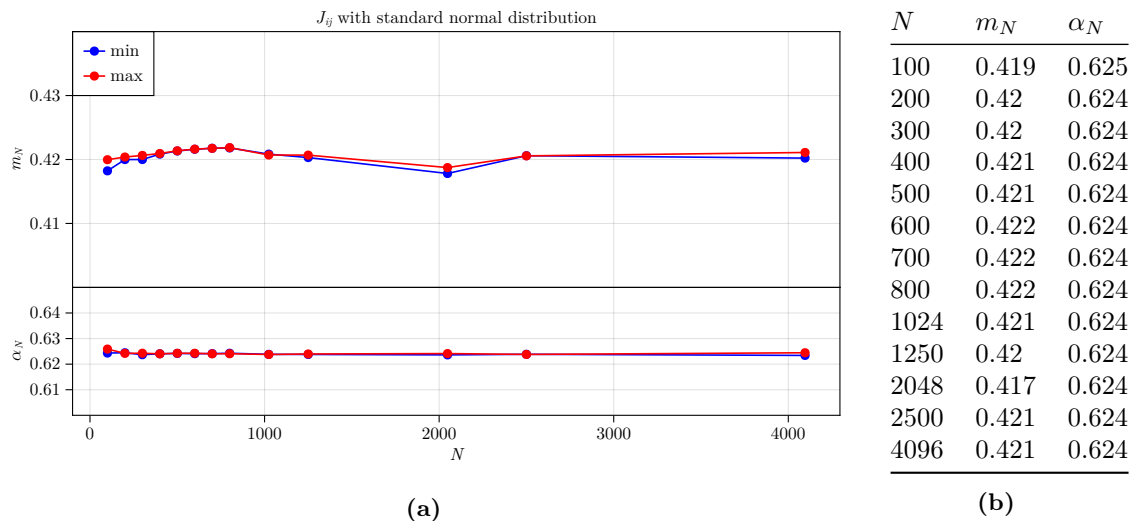
### 3 Conjectures and numerical results

In this section, we present some numerical results concerning the minimum and maximum per particle and the structure of the minimizer and the maximizer of QUBO instances with random coefficients. Beyond supporting Conjecture 2.2 (Section 3.1), these findings allow us to highlight some interesting features concerning the connection between particles contributing to the minimizer of  $H$  (that is components of  $\eta^{\min}$  equal to 1) and particles contributing to the maximizer of  $H$  (that is components of  $\eta^{\max}$  equal to 1) and the probability of the events  $\{\eta_i^{\min} = 1\}$  and  $\{\eta_i^{\max} = 1\}$ . Simulations have been carried over using Monte Carlo PCA as those introduced in [13, 2, 8, 3, 14]. The advantage of these algorithms is represented by their inherently parallel nature which allows the exploitation of parallel architectures at their fullest while preserving a quality of the solution comparable to the one obtained with *single spin flip* MCMC algorithms as outlined in [13, 3, 10]. Thanks to these algorithms we were able, in the diluted case, to simulate effectively systems with  $N$  up to 128000.

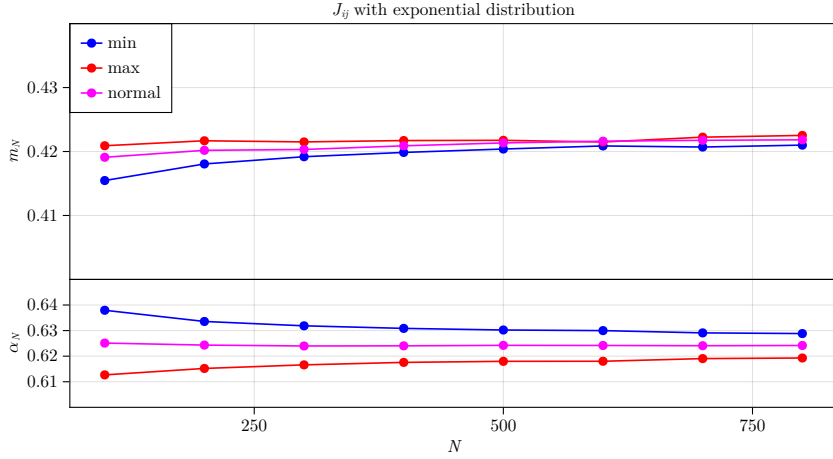
#### 3.1 Minimum and maximum per particle

The standard normal case has been investigated extensively in [13]: for values of  $N$  relatively small, both  $m_{\min, N}$  and  $m_{\max, N}$  oscillate around a value about 0.42 whereas  $\alpha_{\min, N}$  and  $\alpha_{\max, N}$  very rapidly approach a value about 0.624 (see Fig. 1). Theorem 2.4 states that both  $m_{\min, N}$  and  $m_{\max, N}$  are robust with respect to the distribution of the  $J_{i,j}$ . Numerical simulations show that this robustness concerns also the proportion of ones in both the minimizer and maximizer of  $H$ .

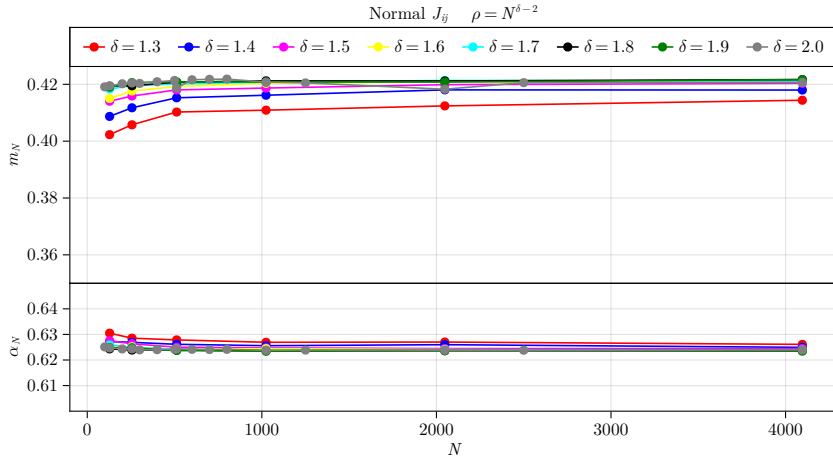
Fig. 2 shows the behavior of  $m_{\min,N}$ ,  $m_{\max,N}$ ,  $\alpha_{\min,N}$ ,  $\alpha_{\max,N}$  for  $J_{i,j}$  with (shifted) exponential distribution. Even if the exponential distribution rather asymmetric and is not subgaussian, for values of  $N$  relatively small the average energy per particle and the proportion of ones in both the minimizer and the maximizer approach those of the standard normal case.



**Figure 1:** Average values of  $m_{\min,N}$ ,  $m_{\max,N}$ ,  $\alpha_{\min}$  and  $\alpha_{\max,N}$  in the case of standard normally distributed  $J_{i,j}$ 's. Values of  $m_N$  and  $\alpha_N$  in the table are computed as averages of  $m_{\min,N}$ ,  $M_{\max,N}$  and  $\alpha_{\min}$ ,  $\alpha_{\max,N}$  respectively.

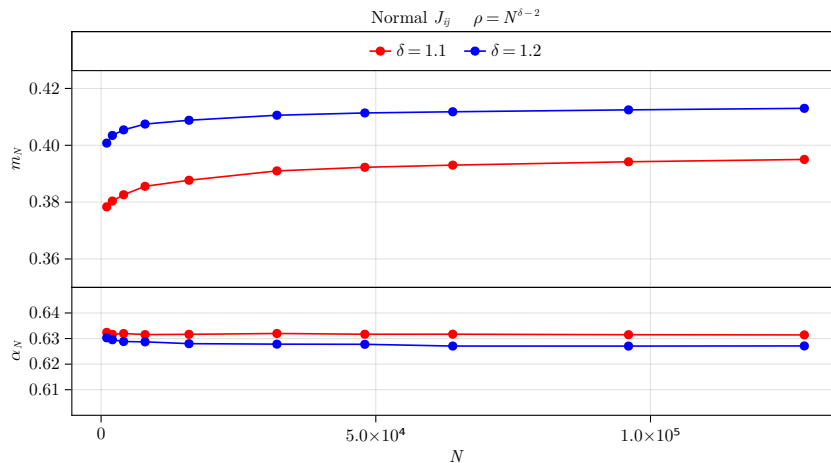


**Figure 2:** In this case each  $J_{i,j}$  is distributed as  $X - 1$  with  $X$  an exponential random variable with expected value 1. The exponential distribution is rather asymmetric and is not subgaussian. However, already for  $N$  of order “a few hundred” the values of the minimum and maximum per particle of  $H$  and the proportion of “ones” in the minimizer and the maximizer of  $H$  approach those of the normal case. The curves for the normal distributions in this chart are the averages of the values  $m_{\min,N}$  and  $m_{\max,N}$  in the first panel and  $\alpha_{\min,N}$  and  $\alpha_{\max,N}$  in the second panel.

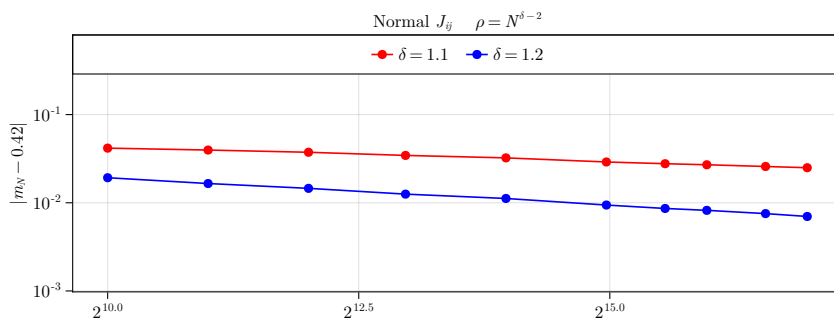


**Figure 3:** Comparison (top panel) of the average of the minimum and maximum *per particle* of  $H$  in the diluted case with the corresponding value in the standard normal case for several values of  $\delta$ . In all these cases the average value of the minimum and maximum per particle appear to approach the same limit (about 0.42). As for the values of  $\alpha_N$  (bottom panel), these appear to converge very rapidly to the value of  $\alpha_N$  of the standard normal case.

In our simulations, we also considered the *diluted* case, that is we took  $J_{i,j}$  to be zero with probability  $1 - p_\delta(N)$  and a standard normal random variable otherwise where  $p_\delta(N) = N^{\delta-2}$ . Findings concerning the behavior of  $m_{\min,N}, m_{\max,N}, \alpha_{\min,N}, \alpha_{\max,N}$  are presented in Fig. 3 and Fig. 4. The log-log plot of Fig. 5 suggests that  $m_N$  converges to  $\bar{m}$  as a power of  $N$ .



**Figure 4:** Average of the minimum and maximum per particle and of  $\alpha_N$  in the diluted case for  $\delta = 1.2$  and  $\delta = 1.1$ .



**Figure 5:** log-log plot of the energy per particle as a function of  $N$  in the diluted case for  $\delta = 1.2$  and  $\delta = 1.1$ . For both  $\delta = 1.2$  and  $\delta = 1.1$  the lines appear to have a negative slope suggesting that, in both cases, the absolute value of energy per particle of the minimum and the maximum of  $H$  will reach a value  $\bar{m}$  which is the same as the standard normal case

We highlight that as  $\delta$  becomes smaller, the finite density of  $J$  becomes *very small*. To give an idea, values of the density of  $J$  are given in Table 1. For instance, with  $N = 128000$  and  $\delta = 1.1$  the expected number of nonzero entries in each row of  $J$  is less than 4.



N	4000	4000	4000	8000	8000	8000	16000	16000	16000	128000	128000
$\delta$	1.9	1.8	1.3	1.9	1.8	1.3	1.9	1.8	1.3	1.3	1.1
$\rho$	0.4363	0.1904	0.003	0.4071	0.1657	0.0019	0.3798	0.1443	0.0011	0.0003	$3 \times 10^{-5}$

**Table 1:** Density of matrix  $J$  for several values of  $N$  and  $\delta$

Instance id	optimum in [16]	N	$\rho$	$m_N$
p3000.1	3931583	3000	0.5	0.412
p3000.2	5193073	3000	0.8	0.431
p3000.3	5111533	3000	0.8	0.424
p3000.4	5761822	3000	1	0.427
p3000.5	5675625	3000	1	0.421
p4000.1	6181830	4000	0.5	0.421
p4000.2	7801355	4000	0.8	0.42
p4000.3	7741685	4000	0.8	0.417
p4000.4	8711822	4000	1	0.42
p4000.5	8908979	4000	1	0.429
p5000.1	8559680	5000	0.5	0.417
p5000.2	10836019	5000	0.8	0.418
p5000.3	10489137	5000	0.8	0.404
p5000.4	12252318	5000	1	0.422
p5000.5	12731803	5000	1	0.439
p6000.1	11384976	6000	0.5	0.422
p6000.2	14333855	6000	0.8	0.42
p6000.3	16132915	6000	1	0.423
p7000.1	14478676	7000	0.5	0.426
p7000.2	18249948	7000	0.8	0.425
p7000.3	20446407	7000	1	0.425

**Table 2:** Values of the maximum per particle for some benchmark instances. In these instances  $J_{i,j}$  drawn uniformly at random from the integers in  $[-100, 100]$  and the matrix  $J$  is symmetric. Consequently, to compare the values with those of the standard normal case, the normalizing constant  $W$  appearing in (1) must be set equal to  $\sqrt{\frac{6}{\rho N(201^2 - 1)}}$ . The *optima* used to compute  $m_N$  are the best-known solutions reported in [16]

In the operation research literature, to test optimization algorithms, it is common to consider random instances of QUBO where the  $J_{i,j}$  have a uniform distribution (see, e.g., [16, 1, 15, 12]) and where the matrix  $J$  is, possibly, *sparse*. Values of the best-known maximizer for some benchmark QUBO instances in the case of uniformly distributed  $J_{i,j}$  are reported in Table 2. It is apparent that also in these cases, the values of the optimum per particle agree with those of the standard normal case.

### 3.2 Structure of minimizer and maximizer

For any realization of  $J$ , it is possible to partition the indices  $1, 2, \dots, N$  into four sets:

- $I_1 = \{i : \eta_i^{\min} = 1, \eta_i^{\max} = 0\}$ ;
- $I_2 = \{i : \eta_i^{\min} = 1, \eta_i^{\max} = 1\}$ ;
- $I_3 = \{i : \eta_i^{\min} = 0, \eta_i^{\max} = 1\}$ ;
- $I_4 = \{i : \eta_i^{\min} = 0, \eta_i^{\max} = 0\}$ .

To refer properly to the cardinality of these sets we give the following

**Definition 3.1.**  $\alpha_{k,N} := \frac{|I_k|}{N}$ ,  $k = 1, 2, 3, 4$ .

With an abuse of notation, we say that the  $i$ -th row (column) of  $J$  belongs to  $I_k$  if  $i \in I_k$ . Note that  $\alpha_{1,N}$  can be interpreted as the proportion of 1 appearing in the minimizer but not appearing in the maximizer of  $H$ . Similar interpretations can be given for  $\alpha_{2,N}$ ,  $\alpha_{3,N}$  and  $\alpha_{4,N}$ .

**Remark 3.2.** *With the definition of  $\alpha_i$  given above it is immediate to see that  $\alpha_{\min,N} = \alpha_{N,1} + \alpha_{N,2}$  and  $\alpha_{\max,N} = \alpha_{N,2} + \alpha_{N,3}$*

Leveraging on the definition of  $I_k$ , it is possible to partition  $J$  into 16 blocks

$$J[k, \ell] := \{J_{i,j}, i \in I_k, j \in I_\ell\}$$

Clearly,  $J[I_k, I_\ell]$  is a sub matrix of  $J$  with  $N\alpha_{k,N}$  rows and  $N\alpha_{\ell,N}$  columns.

Numerical simulations suggest that the average value and the variance of the entries in each block, subject to proper normalization and the relative size of the blocks converge to a deterministic limit as  $N \rightarrow \infty$ . These limits do not depend on the distribution of the  $J_{i,j}$ 's, as long as they have expected value zero and variance 1. More precisely we make the following

**Conjecture 3.3.** *Let  $J_{i,j}$  be independent identically distributed random variables with  $\mathbb{E}[J_{1,1}] = 0$  and  $\text{Var}(J_{1,1}) = 1$ . Then*

1.  $\lim_{N \rightarrow \infty} \alpha_{1,N} = \alpha_1$ ,  $\lim_{N \rightarrow \infty} \alpha_{2,N} = \alpha_2$   $\lim_{N \rightarrow \infty} \alpha_{3,N} = \alpha_3$   $\lim_{N \rightarrow \infty} \alpha_{4,N} = \alpha_4$
2.  $\alpha_1 = \alpha_2 = \alpha_3 = \frac{1}{2}\alpha_{\min} = \frac{1}{2}\alpha_{\max} = \frac{1}{2}\bar{\alpha}$ ;  $\alpha_4 = 1 - \frac{3}{2}\bar{\alpha}$
3.  $\mathbb{E}[J[k, \ell]_{i,j}] = \mu[k, \ell]$
4.  $\text{Var}(J[k, \ell]_{i,j}) = 1$  for  $k, \ell = 1, \dots, 4$
5.  $\text{Cov}(J[k, \ell]_i, J[k, \ell]_j) = \frac{N^2 \alpha_k \alpha_\ell}{2} (1 - \tilde{\sigma}[k, \ell])$

Computation of averages over 10000 realizations of  $J$  with standard normal distribution and

$N = 1024$  yielded the following estimates for  $\alpha_i$ ,  $\mu[k, \ell]$  and  $\tilde{\sigma}[k, \ell]$ .

$$\vec{\alpha} = \begin{bmatrix} 0.3105 \\ 0.31331 \\ 0.31054 \\ 0.06565 \end{bmatrix} \quad (7)$$

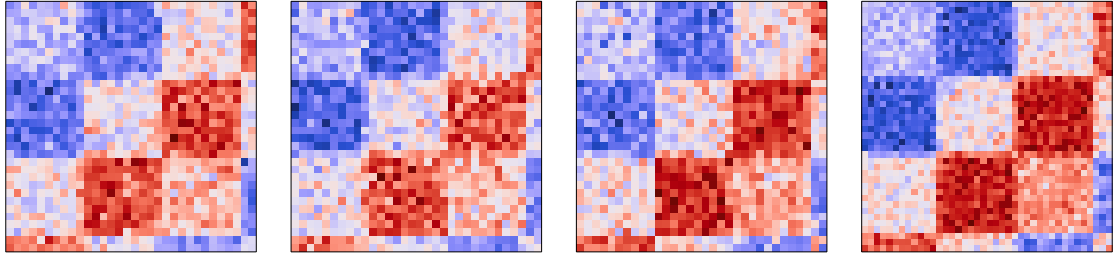
$$\mu[k, \ell] = \begin{bmatrix} -0.02161 & -0.05687 & 0.00006 & 0.04229 \\ -0.05687 & 0.00001 & 0.05684 & 0.00013 \\ -0.00005 & 0.05685 & 0.02161 & -0.04241 \\ 0.04228 & 0.00003 & -0.04227 & 0.00001 \end{bmatrix} \quad (8)$$

$$\tilde{\sigma}[k, \ell] = \begin{bmatrix} 0.92996 & 1.11006 & 0.74334 & 1.20509 \\ 1.06221 & 0.58133 & 1.08835 & 0.77939 \\ 0.73879 & 1.08343 & 0.9415 & 1.25195 \\ 1.21106 & 0.76959 & 1.2258 & 0.99425 \end{bmatrix} \quad (9)$$

These values suggest that the random couplings in blocks  $[2, 2]$ ,  $[3, 1]$ ,  $[4, 2]$ ,  $[1, 3]$ , and  $[2, 4]$  are negatively correlated, the random couplings in blocks  $[1, 4]$ ,  $[3, 4]$ ,  $[4, 1]$ , and  $[4, 3]$  are positively correlated, whereas the random couplings in the remaining blocks are roughly independent.

Very similar values can be obtained in the diluted case and for  $J_{i,j}$  with distributions other than the normal.

Note that it is always possible to relabel the indices  $1, 2, \dots, N$  so that, in  $J$ , indices in  $I_1$  appear “first”, indices in  $I_2$  appear “second”, in  $I_3$  appear “third” and indices in  $I_4$  appear “last”. With this relabelling, a graphical representation of Conjecture 3.3 is provided in Fig. 6.



(a)  $\delta = 2$ ;  $N = 4096$ ,  $L = 128$   $J_{i,j}$  normally distributed  
(b)  $\delta = 1.4$  ( $\rho \approx 0.007$ );  $N = 4096$ ,  $L = 128$   $J_{i,j}$  normally distributed  
(c)  $\delta = 2$ ;  $N = 4096$ ,  $L = 128$   $J_{i,j}$  exponentially distributed  
(d)  $\delta = 2$ ;  $N = 7000$ ,  $L = 175$   $J = p7000$

**Figure 6:** Graphical representation of the matrix of the couplings. These matrices are obtained from  $J$  by rearranging the rows (columns) of  $J$  so that rows (columns) in  $I_1$  appear “first” rows (columns)  $I_2$  appear “second”, rows (columns)  $I_3$  appear “third” and rows (columns)  $I_4$  appear “last”. Pictures are obtained by averaging the values of the  $J_{i,j}$  over squares of size  $L$ . Negative (average) values of  $J$  are blue whereas positive values are red; darker colors correspond to larger absolute values.

### 3.3 Probability a particle belongs to the minimizer/maximizer of $H$

Sets  $I_1, \dots, I_4$  introduced above are random sets depending on the realization of  $J$ . The problem of finding  $\eta^{\min}$  and  $\eta^{\max}$  can be restated as the problem of determining the sets  $I_{\min} = I_1 \cup I_2$

and  $I_{\max} = I_2 \cup I_3$ . Though, as already mentioned, this problem is NP-hard, we tried to assess, numerically, whether it is possible to determine the probability that a certain index  $i$  belongs to either  $I_{\min}$  or  $I_{\max}$ .

To this aim, consider the matrix  $\tilde{J} = \frac{J+J'}{2}$ , that is the symmetrized version of  $J$  and the function  $\tilde{H}$  obtained from  $H$  by replacing  $J$  with  $\tilde{J}$ . Note that  $H(J, \eta) = \tilde{H}(\eta)$  for all  $\eta$  and, consequently, the values of  $\eta_i^{\min}$  and  $\eta_i^{\max}$  do not depend on whether matrix  $J$  or  $\tilde{J}$  is considered.

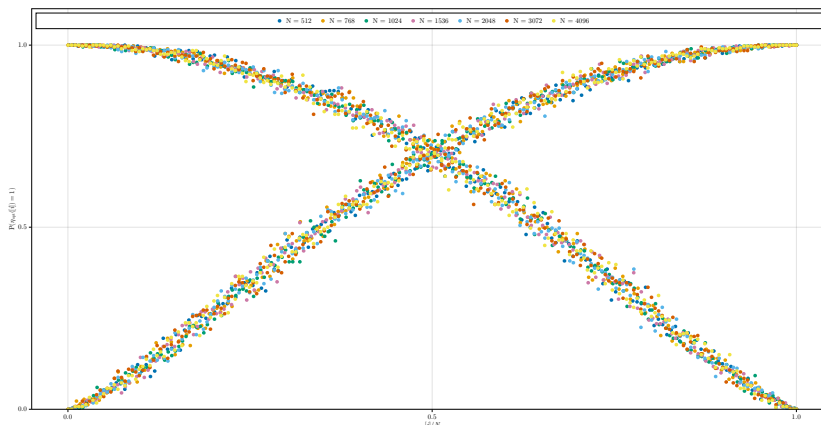
Take the matrix  $\tilde{J}$  and define  $R = \sum_{j=1}^N J_{i,j}$ , that is  $R$  is the vector of the sums of the rows of  $\tilde{J}$ . Let  $[i]$  be the index of the  $i$ -th smallest element of  $R$ . We say that the  $[i]$ -th row (column) of  $\tilde{J}$  belongs to the minimizer (respectively the maximizer) of  $H$  if  $\eta_{[i]}^{\min} = 1$  (respectively  $\eta_{[i]}^{\max} = 1$ ).

Numerical simulations show that the probability that the  $[i]$ -th row of  $\tilde{J}$  belongs to the minimizer (respectively maximizer) of  $H$  is a decreasing (respectively increasing) deterministic function of  $\frac{[i]}{N}$ . This function is expected not to depend on the actual distribution of  $J$ . Further, we expect that a positive fraction of the smallest (largest) rows of  $\tilde{J}$  (where smallest/largest refers to the sum of the elements on each row of  $\tilde{J}$ ) to belong to the minimizer (maximizer) of  $H$  with positive probability (see Fig. 7). More precisely we have the following

**Conjecture 3.4.** *As  $N \rightarrow \infty$ ,  $\mathbb{P}\left(\eta_{[i]}^{\min} = 1\right) = f_{\min}\left(\frac{[i]}{N}\right) + o(1)$  with  $f_{\min}$  a decreasing function.*

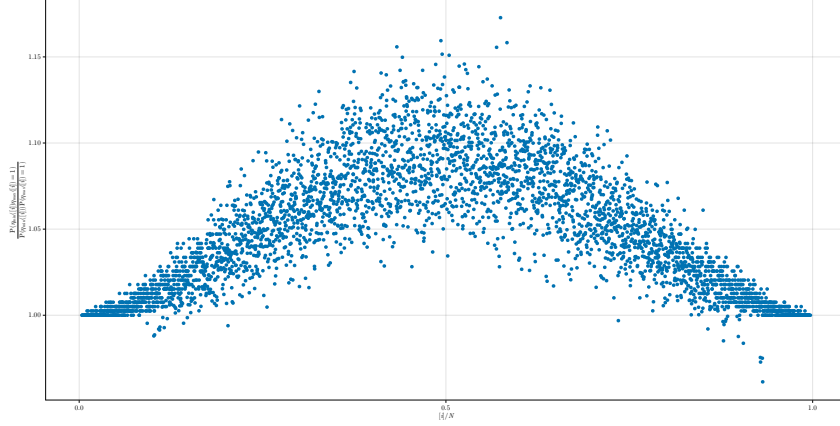
*Similarly, as  $N \rightarrow \infty$ ,  $\mathbb{P}\left(\eta_{[i]}^{\max} = 1\right) = f_{\max}\left(\frac{[i]}{N}\right) + o(1)$  as , with  $f_{\max}\left(\frac{[i]}{N}\right) = f_{\min}\left(1 - \frac{[i]}{N}\right)$ .*

*Moreover, there exists  $\lambda_0 > 0$  such that  $f_{\min}(\lambda) = 1$  for all  $\lambda < \lambda_0$ . Finally, if the tails of  $J_{i,j}$  decay sufficiently fast, the function  $f$  does not depend on the distribution of  $J_{i,j}$*



**Figure 7:** Probability the  $[i]$ -th row of  $\tilde{J}$  belongs to the minimizer (the increasing cloud of points) and to the maximizer (the decreasing cloud of points) of  $H$  for several values of  $N$ . The shape of the cloud appears to be independent of the size of the system.

Finally, we observe that the random variables  $\mathbb{1}_{\{\eta_{[i]}^{\min}=1\}}$  and  $\mathbb{1}_{\{\eta_{[i]}^{\max}=1\}}$  appear to be positively correlated for all  $i$ . The qualitative behavior of the strength of the correlation between these two variables as a function of  $[i]$  is provided by the estimates of Fig. 8



**Figure 8:** Ratio between the probability that the  $[i]$ -th belongs to both the minimizer and the maximizer of  $H$  and the product of the probability of each of the two events for  $N = 4096$ .

## 4 Proofs

We state first some general results that will be used below in the proofs of Theorem 2.3 and Theorem 2.4.

Let  $X = \{X_1, \dots, X_n\}$  be independent random variables and let  $W = g(X_1, \dots, X_i, \dots, X_n)$  with  $g$  a measurable function. Further, let  $X' = \{X'_1, \dots, X'_n\}$  be an independent copy of  $X_1, \dots, X_n$  and write

$$W_i = g(X_1, \dots, X'_i, \dots, X_n) \quad (10)$$

Define the random variable  $V$  by

$$V = \mathbb{E} \left[ \sum_{i=1}^n (W - W_i)^2 \mid X \right] \quad (11)$$

which allows to re-state Efron-Stein's theorem (see [9]) as follows

**Theorem 4.1** (Efron-Stein).

$$\text{Var}(W) \leq \frac{1}{2} \mathbb{E}[V] \quad (12)$$

From [5], we can bound the moment generating function with the following

**Theorem 4.2.** For all  $\theta > 0$  and  $\lambda \in (0, \frac{1}{\theta})$ ,

$$\mathbb{E}[\exp(\lambda(W - \mathbb{E}[W]))] \leq \exp\left(\frac{\lambda\theta}{1 - \lambda\theta}\right) \mathbb{E}\left[\exp\left(\frac{\lambda V}{\theta}\right)\right]. \quad (13)$$

Moreover, a straightforward consequence of [4, Theorem 2] yields

**Theorem 4.3.**

$$\mathbb{E}\left[|W - \mathbb{E}[W]|^3\right] < \mathbb{E}\left[|V|^{\frac{3}{2}}\right]. \quad (14)$$

Finally, observe that to prove both Theorem 2.3 and Theorem 2.4 a key role is played by the *free energy* function  $F : \mathbb{R}^{N \times N} \rightarrow \mathbb{R}$  defined as

$$F_\beta(X) := \beta^{-1} \log Z(X). \quad (15)$$

with  $Z(X) := \sum_\eta e^{\beta H(X, \eta)}$ ,  $H(X, \eta) = \sum_{i,j} X_{i,j} \eta_i \eta_j$ . and  $X = \{X_{i,j}\}_{1 \leq i,j \leq N}$  a collection of independent random variables (the matrix of the couplings). Further, we set

$$p(X, \eta) := \frac{e^{\beta H(X, \eta)}}{Z_X}; \quad \langle \eta_i \eta_j \rangle_X = \sum_\eta \eta_i \eta_j p(X, \eta) \quad (16)$$

where  $p(X, \eta)$  is the *Gibbs measure* of  $\eta$  and  $\langle \cdot \rangle_X$  denotes the expectation with respect to the Gibbs measure when the matrix of couplings is  $X$ .

In the next lemma, we determine bounds on the derivatives of  $F$  with respect to one of the couplings.

**Lemma 4.4.** *Let  $F : \mathbb{R}^{N \times N} \rightarrow \mathbb{R}$  be as in (15). Then*

$$\left| \frac{\partial F_\beta(X)}{\partial X_{i,j}} \right| \leq \frac{1}{\sqrt{N}}; \quad \left| \frac{\partial^2 F_\beta(X)}{\partial X_{i,j}^2} \right| \leq \frac{\beta}{4N}; \quad \left| \frac{\partial^3 F_\beta(X)}{\partial X_{i,j}^3} \right| \leq \frac{\beta^2}{6\sqrt{3}N^{3/2}} \quad (17)$$

*Proof.* At first, observe that a straightforward computation gives

$$\frac{\partial H(X, \eta)}{\partial X_{i,j}} = \frac{1}{\sqrt{N}} \eta_i \eta_j; \quad \frac{\partial Z}{\partial X_{i,j}}(X) = \frac{\beta}{\sqrt{N}} \sum_\eta \eta_i \eta_j e^{\beta H(X, \eta)} = \frac{\beta}{\sqrt{N}} \langle \eta_i \eta_j \rangle_X Z(X). \quad (18)$$

Using (18), the bound on the first derivative of  $F$  with respect to  $X_{i,j}$  is readily obtained from the following

$$\frac{\partial F_\beta(X)}{\partial X_{i,j}} = \frac{1}{\beta Z(X)} \frac{\partial Z(X)}{\partial X_{i,j}} = \frac{1}{\sqrt{N}} \langle \eta_i \eta_j \rangle_X \quad (19)$$

by observing that  $\langle \eta_i \eta_j \rangle_X \in [0, 1]$ . To compute higher order derivatives note that

$$\frac{\partial p(X, \eta)}{\partial X_{i,j}} = \frac{\frac{\beta}{\sqrt{N}} \eta_i \eta_j e^{\beta H(X, \eta)} Z - \frac{\beta}{\sqrt{N}} \langle \eta_i \eta_j \rangle_X e^{\beta H(X, \eta)} Z}{Z^2} = \frac{\beta}{\sqrt{N}} (\eta_i \eta_j - \langle \eta_i \eta_j \rangle_X) p(X, \eta) \quad (20)$$

which, in turn, yields,

$$\frac{\partial \langle \eta_i \eta_j \rangle_X}{\partial X_{i,j}} = \sum_\eta \eta_i \eta_j \frac{\partial p}{\partial X_{i,j}}(X, \eta) = \frac{\beta}{\sqrt{N}} \sum_\eta \eta_i \eta_j (\eta_i \eta_j - \langle \eta_i \eta_j \rangle_X) p(X, \eta) \quad (21)$$

$$= \frac{\beta}{\sqrt{N}} (\langle \eta_i \eta_j \rangle_X - \langle \eta_i \eta_j \rangle_X^2) = \frac{\beta}{\sqrt{N}} \langle \eta_i \eta_j \rangle_X (1 - \langle \eta_i \eta_j \rangle_X) \quad (22)$$

and

$$\frac{\partial^2 \langle \eta_i \eta_j \rangle_X}{\partial X_{i,j}^2} = \frac{\beta}{\sqrt{N}} \frac{\partial (\langle \eta_i \eta_j \rangle_X (1 - \langle \eta_i \eta_j \rangle_X))}{\partial X_{i,j}} = \frac{\beta^2}{N} \langle \eta_i \eta_j \rangle_X (1 - \langle \eta_i \eta_j \rangle_X) (1 - 2\langle \eta_i \eta_j \rangle_X). \quad (23)$$

Consequently,

$$\frac{\partial^2 F_\beta(X)}{\partial X_{i,j}^2} = \frac{\beta}{N} \langle \eta_i \eta_j \rangle_X (1 - \langle \eta_i \eta_j \rangle_X) \quad \text{and} \quad (24)$$

$$\frac{\partial^3 F_\beta(X)}{\partial X_{i,j}^3} = \frac{\beta^2}{N^{3/2}} \langle \eta_i \eta_j \rangle_X (1 - \langle \eta_i \eta_j \rangle_X) (1 - 2\langle \eta_i \eta_j \rangle_X). \quad (25)$$

The claim follows by observing that, in the interval  $[0, 1]$ ,  $x(1-x) \leq \frac{1}{4}$  and  $x(1-x)(1-2x) \leq \frac{1}{6\sqrt{3}}$   $\square$

### 4.1 Proof of Theorem 2.3

We state the proof for the convergence of  $m_{\max, N}$ . The proof for  $m_{\min, N}$  is analogous.

The convergence in probability of  $m_{\max, N}$  to its expectation follows from the fact that the variance of the free energy does not grow faster than the expected value.

In the rest of this section, we write  $\bar{H}(J) := \max_{\eta} H(J, \eta)$

Assume  $J_{i,j}$  are independent identically distributed random variables with expected value zero and variance 1. Call  $F = F_{\beta}(J) = \frac{1}{\beta} \log \sum_{\eta} e^{\beta \sum_{i,j} J_{i,j} \eta_i \eta_j}$ . The following theorem provides a bound on the variance of  $F$ .

**Theorem 4.5.**  $\text{Var}(F) \leq N$

*Proof.* Let  $F_{i,j}$  be obtained from  $F$  by substituting  $J_{i,j}$  with  $J'_{i,j}$  (an independent copy of  $J_{i,j}$ ). Then, by Lemma 4.4,  $|F - F_{i,j}| \leq \frac{1}{\sqrt{N}} |J_{i,j} - J'_{i,j}|$ . From Theorem 4.1 it follows

$$\text{Var}(F) \leq \frac{1}{2} \mathbb{E} \left[ \sum_{i,j} (F - F_{i,j})^2 \right] = \frac{1}{2} \sum_{i,j} \mathbb{E} [(F - F_{i,j})^2] = \frac{1}{2} N^2 \mathbb{E} [(F - F_{1,1})^2] \quad (26)$$

$$\leq \frac{1}{2} N^2 \mathbb{E} \left[ \left( \frac{1}{\sqrt{N}} |J_{i,j} - J'_{i,j}| \right)^2 \right] = N \mathbb{E} [J_{1,1}^2] = N \quad (27)$$

Note that this estimate is uniform in  $\beta$ .  $\square$

Since  $\bar{H}(J) = \lim_{\beta \rightarrow \infty} F_{\beta}(J)$ , as an immediate consequence we get

**Corollary 4.6.**  $\text{Var}(\bar{H}(J)) \leq N$ .

It is straightforward to see that  $\bar{H}(J) \geq cN$  for some constant  $c$  and, hence,  $\text{Var}(\bar{H}(J)) \leq c \mathbb{E}[\bar{H}(J)] \leq N$ . Chebyshev's inequality implies that  $\bar{H}(J) \xrightarrow{P} \mathbb{E}[\bar{H}(J)]$ , and hence  $m_{\min, N} \xrightarrow{P} \mathbb{E}[m_{\min, N}]$ .

To prove the other two claims, set  $V_F = \mathbb{E} \left[ \sum_{i,j} (F - F_{i,j})^2 \mid J \right]$ . We have

$$\mathbb{E} \left[ V_F^{\frac{3}{2}} \right] = \sum_{i,j} \mathbb{E} [(F - F_{i,j})^2 \mid J] \leq \sum_{i,j} \frac{1}{N} \mathbb{E} [(J_{i,j} - J'_{i,j})^2 \mid J_{i,j}] \quad (28)$$

$$= \frac{1}{N} \sum_{i,j} (J_{i,j}^2 + \mathbb{E}[(J'_{i,j})^2]) = \frac{1}{N} \sum_{i,j} (J_{i,j}^2 + 1) \quad (29)$$

Let us examine the case  $\mathbb{E} [|J_{1,1}|^3] < \infty$ .

By using the inequality  $|\sum_1^n a_i|^{\frac{3}{2}} \leq \sqrt{n} \sum_1^n |a_i|^{\frac{3}{2}}$ , we have

$$\mathbb{E}\left[V_F^{\frac{3}{2}}\right] \leq \mathbb{E}\left[\left|\frac{1}{N} \sum_{i,j} (J_{i,j}^2 + 1)\right|^{\frac{3}{2}}\right] \leq \frac{1}{N^{\frac{3}{2}}} \mathbb{E}\left[N \sum_{i,j} |J_{i,j}^2 + 1|^{\frac{3}{2}}\right] \quad (30)$$

$$\frac{1}{\sqrt{N}} \mathbb{E}\left[\sum_{i,j} \sqrt{2}(|J_{i,j}|^3 + 1)\right] = \sqrt{2}N^{\frac{3}{2}} \mathbb{E}\left[|J_{1,1}|^3 + 1\right]. \quad (31)$$

Then, by Theorem 4.3 and for some constant  $C$ ,

$$\mathbb{E}\left[|F - \mathbb{E}[F]|^3\right] \leq CN^{\frac{3}{2}} \quad (32)$$

which, in turn, implies

$$\mathbb{E}\left[\left|\frac{F - \mathbb{E}[F]}{N}\right|^3\right] \leq CN^{-\frac{3}{2}} \quad (33)$$

Since (33) does not depend on  $\beta$ , it holds for  $\bar{H}(J) = \lim_{\beta \rightarrow \infty} F_\beta(J)$  as well. Chebyshev's inequality and Borel-Cantelli lemma allow us to conclude the proof of claim (b).

Consider now the case of subgaussian  $J_{i,j}$ 's. Recall that for a centered subgaussian random variable  $X$  with variance  $\sigma^2$ ,

$$\mathbb{E}[\exp(sX)] \leq \exp\left(\frac{\sigma^2 s^2}{2}\right), \quad \forall s \in \mathbb{R}. \quad (34)$$

Also,  $\forall r \in \mathbb{N}$ ,  $\mathbb{E}[X^{2r}] \leq 2^{r+1} \sigma^{2r} r!$ , yielding

$$\mathbb{E}\left[e^{s(X^2 - \sigma^2)}\right] = 1 + s \mathbb{E}[X^2 - \sigma^2] + \sum_{r=2}^{\infty} \frac{s^r \mathbb{E}[(X^2 - \sigma^2)^r]}{r!} \leq 1 + \sum_{r=2}^{\infty} \frac{s^r \mathbb{E}[X^{2r}]}{r!} \quad (35)$$

$$\leq 1 + 2 \sum_{r=2}^{\infty} s^r 2^r \sigma^{2r} = 1 + \frac{8s^2 \sigma^4}{1 - 2s\sigma^2} \quad (36)$$

This result, together with (28), can be used to bound the moment generating function of  $V_F$  as

$$\mathbb{E}[\exp(tV_F)] \leq \mathbb{E}\left[\exp\left(\frac{t}{N} \sum_{i,j} (X_{ij}^2 - 1 + 2)\right)\right] = \left(e^{\frac{2t}{N}} \mathbb{E}\left[\exp\left(\frac{t}{N} (X_{11}^2 + 1)\right)\right]\right)^{N^2} \quad (37)$$

$$\leq e^{\frac{2t}{N}} \left[1 + \frac{1}{N} \frac{8t^2}{N - 2t}\right]^{N^2} \leq e^{9t^2} \quad (38)$$

for  $N$  large enough where the last inequality follows from the fact that  $\left[1 + \frac{1}{N} \frac{8t^2}{N - 2t}\right]^{N^2}$  is a decreasing sequence with the same limit as  $\left[1 + \frac{8t^2}{N^2}\right]^{N^2}$ . Then, from Theorem 4.2 we get, for all  $\theta > 0$  and  $\lambda \in (0, \frac{1}{\theta})$ ,

$$\mathbb{E}[\exp(\lambda(F - \mathbb{E}[F]))] \leq \exp\left(\frac{\lambda\theta}{1 - \lambda\theta}\right) \mathbb{E}\left[\exp\left(\frac{\lambda V_+}{\theta}\right)\right] \leq \exp\left(\frac{\lambda\theta}{1 - \lambda\theta} + \frac{9\lambda^2}{\theta^2}\right) \quad (39)$$



and hence, by exponential Markov inequality

$$\mathbb{P}(|F - \mathbb{E}[F]| > t) \leq 2 \exp\left(-\lambda t + \frac{\lambda\theta}{1 - \lambda\theta} + \frac{9\lambda^2}{\theta^2}\right) \leq e^{-at} \quad (40)$$

for some  $a > 0$  (by optimizing on  $\lambda, \theta$ ) and for every  $t > 0$ . Setting  $t = Nz$ , with  $z > 0$  we get

$$\mathbb{P}(|F - \mathbb{E}[F]| > Nz) \leq e^{-aNz}. \quad (41)$$

Since also (41) does not depend on  $\beta$ , it holds for  $\overline{H}(J) = \lim_{\beta \rightarrow \infty} F_\beta(J)$ . Dividing by  $N$  we get claim (c).  $\square$

## 4.2 Proof of Theorem 2.4

Using the bounds of Lemma 4.4 we can prove that the expectation of the free energy does not depend on the distribution of the couplings in the thermodynamic limit.

As for Theorem 2.4, let  $J = \{J_{i,j}\}_{1 \leq i,j \leq N}$  and  $Y = \{Y_{i,j}\}_{1 \leq i,j \leq N}$  be two independent sequences of independent random variables with finite third moment, such that for every  $i, j$   $\mathbb{E}[J_{i,j}] = \mathbb{E}[Y_{i,j}] = 0$  and  $\mathbb{E}[J_{i,j}^2] = \mathbb{E}[Y_{i,j}^2] = 1$  and let  $\gamma := \max\left\{\mathbb{E}[|J_{i,j}|^3], \mathbb{E}[|Y_{i,j}|^3], 1 \leq i, j \leq N\right\}$ .

**Theorem 4.7.** *Consider  $F_\beta(J)$  as in (15). Then*

$$|\mathbb{E}[F_\beta(J)] - \mathbb{E}[F_\beta(Y)]| \leq \frac{\beta^2 \gamma}{18\sqrt{3}} \sqrt{N} \quad (42)$$

*Proof.* The proof is a straightforward adaptation of Chatterjee's extension of Lindeberg's argument for the central limit theorem. See [6, 7] for a comprehensive treatment.

Let  $0 \leq k \leq n = N^2$  be any numbering of the elements of the sequences and define

$$Z^{(k)} := (J_1, \dots, J_{k-1}, J_k, Y_{k+1}, \dots, Y_n) \quad (43)$$

$$W^{(k)} := (J_1, \dots, J_{k-1}, 0, Y_{k+1}, \dots, Y_n) \quad (44)$$

$$(45)$$

Now consider a Taylor expansion of  $F_\beta$  around  $J_k = 0$  and write

$$F_\beta(Z^{(k)}) = F_\beta(W^{(k)}) + J_k \frac{\partial F_\beta(W^{(k)})}{\partial J_k} + \frac{1}{2} J_k^2 \frac{\partial^2 F_\beta(W^{(k)})}{\partial J_k^2} + R_k \quad (46)$$

$$F_\beta(Z^{(k-1)}) = F_\beta(W^{(k)}) + Y_k \frac{\partial F_\beta(W^{(k)})}{\partial J_k} + \frac{1}{2} Y_k^2 \frac{\partial^2 F_\beta(W^{(k)})}{\partial J_k^2} + S_k. \quad (47)$$

Noticing that, for each  $k$ ,  $J_k, Y_k$  and  $W^{(k)}$  are independent and recalling that  $J_k$  and  $Y_k$  have both mean zero and variance 1, we get

$$\mathbb{E}[F_\beta(Z^{(k)}) - F_\beta(Z^{(k-1)})] = \mathbb{E}[R_k - S_k] \quad (48)$$

which gives the estimate

$$|\mathbb{E}[F_\beta(X)] - \mathbb{E}[F_\beta Y]| = \left| \sum_{i=1}^n \mathbb{E} \left[ F_\beta(Z^{(k)}) - F_\beta(Z^{(k-1)}) \right] \right| \quad (49)$$

$$\leq \sum_{i=1}^n \mathbb{E}[|R_k|] + \mathbb{E}[|S_k|] \leq 2 \frac{\beta^2 \gamma}{3!6\sqrt{3}} \sqrt{N} \quad (50)$$

□

Finally, we can prove Theorem 2.4. We write the proof for the maximum of  $H$ . The proof for the minimum can be done in the same way by replacing  $\beta$  with  $-\beta$ .

Recall that we set  $\bar{H}(J) = \max_\eta H(J, \eta)$ . With this notation Theorem 2.4 reads

$$\frac{1}{N} |\mathbb{E}[\bar{H}(J)] - \mathbb{E}[\bar{H}(Y)]| \leq CN^{-1/6} \quad (51)$$

where  $C$  is a constant depending only on  $\gamma$ .

We have

$$\bar{H}(J) = \beta^{-1} \log \left[ e^{\beta \bar{H}(J)} \right] \leq \beta^{-1} \log \left[ \sum_{\eta} e^{\beta H(J, \eta)} \right] \leq \beta^{-1} \log \left[ 2^N e^{\beta \bar{H}(J)} \right] \quad (52)$$

getting the uniform bound

$$|\bar{H}(J) - F_\beta(J)| \leq \beta^{-1} N \log 2. \quad (53)$$

From Theorem 4.7

$$|\mathbb{E}[\bar{H}(J)] - \mathbb{E}[\bar{H}(Y)]| \leq |\mathbb{E}[\bar{H}(J) - F_\beta(J)]| + |\mathbb{E}[F_\beta(J)] - \mathbb{E}[F_\beta(Y)]| + |\mathbb{E}[\bar{H}(Y)] - F_\beta(Y)| \quad (54)$$

$$\leq \frac{2N \log 2}{\beta} + \frac{\beta^2 \gamma}{18\sqrt{3}} \sqrt{N} \quad (55)$$

By choosing  $\beta = N^{1/6}$  we get the thesis. □

## 5 Conclusions and open problems

The analysis carried over in this paper unveils several lines of investigation that we believe are rather interesting.

A key point, from the point of view of statistical mechanics, would be to prove the existence of the thermodynamic limit for the minimum and the maximum per particle and, possibly, for the free energy.

In Theorems 2.3(b), and the condition on the third moment could be loosened to only requiring the existence of a moment of order  $2 + \delta$  for the  $J_{i,j}$  without significant changes to the proof. However, it would be useful to identify the minimal requirement on the distribution of the couplings to have the minimum and maximum per particle to converge to their expected values exponentially fast.

One feature we find particularly intriguing is the relationship between the elements of  $J$  contributing to the minimum and those contributing to the maximum of  $H$  discussed in Conjecture 3.3. We think that a rigorous understanding of the relative size of the blocks of  $J$  and the correlation between the rows belonging to the minimizer and the maximizer of  $J$  could significantly improve the bound on the minimum and the maximum per particle of  $H$ .

Better bounds would, in turn, provide a useful tool to evaluate the heuristic algorithms used to tackle QUBO.

Finally, it would be interesting to study the problem when the  $J_{i,j}$  are not independent, especially in the case where the *interaction graph* is not the complete graph.

## Acknowledgement

The authors are grateful to the Department of Mathematics and Physics of the University of Rome "Tre" which provided us with additional computing resources. AT thanks PRIN 2022 PNRR: "RETINA: REmote sensing daTa INversion with multivariate functional modeling for essential climAte variables characterization" (Project Number: P20229SH29, CUP: J53D23015950001) funded by the European Union under the Italian National Recovery and Resilience Plan (NRRP) of NextGenerationEU, under the Italian Ministry of University and Research (MUR). BS acknowledges the support of MUR Excellence Department Project Mat-Mod@TOV awarded to the Department of Mathematics, University of Rome Tor Vergata, CUP E83C23000330006

## References

- [1] B. Alidaee, H. Sloan, and H. Wang. "Simple and fast novel diversification approach for the UBQP based on sequential improvement local search". In: *Computers & Industrial Engineering* 111 (2017), pp. 164–175.
- [2] V. Apollonio, R. D’Autilia, B. Scoppola, E. Scoppola, and A. Troiani. "Criticality of measures on 2-d Ising configurations: from square to hexagonal graphs". In: *Journal of Statistical Physics* 177.5 (2019), pp. 1009–1021.
- [3] V. Apollonio, R. D’Autilia, B. Scoppola, E. Scoppola, and A. Troiani. "Shaken dynamics: an easy way to parallel Markov Chain Monte Carlo". In: *Journal of Statistical Physics* 189.3 (2022), p. 39.
- [4] S. Boucheron, O. Bousquet, G. Lugosi, and P. Massart. "Moment inequalities for functions of independent random variables". In: *The Annals of Probability* 33.2 (2005), pp. 514–560. DOI: [10.1214/009117904000000856](https://doi.org/10.1214/009117904000000856). URL: <https://doi.org/10.1214/009117904000000856>.
- [5] S. Boucheron, G. Lugosi, and P. Massart. "Concentration inequalities using the entropy method". In: *The Annals of Probability* 31.3 (2003), pp. 1583–1614.
- [6] S. Chatterjee. "A simple invariance theorem". In: *arXiv preprint math/0508213* (2005).
- [7] S. Chatterjee. "A generalization of the Lindeberg principle". In: (2006).
- [8] R. D’Autilia, L. N. Andrianaivo, and A. Troiani. "Parallel simulation of two-dimensional Ising models using probabilistic cellular automata". In: *Journal of Statistical Physics* 184 (2021), pp. 1–22.
- [9] B. Efron and C. Stein. "The jackknife estimate of variance". In: *The Annals of Statistics* (1981), pp. 586–596.

- [10] B. H. Fukushima-Kimura, S. Handa, K. Kamakura, Y. Kamijima, K. Kawamura, and A. Sakai. “Mixing time and simulated annealing for the stochastic cellular automata”. In: *Journal of Statistical Physics* 190.4 (2023), p. 79.
- [11] F. Glover, G. Kochenberger, and Y. Du. “Quantum Bridge Analytics I: a tutorial on formulating and using QUBO models”. In: *Annals of Operations Research* 314 (2019), pp. 141–183.
- [12] R. N. Liang, E. A. Anacleto, and C. N. Menezes. “Data structures for speeding up Tabu Search when solving sparse quadratic unconstrained binary optimization problems”. In: *Journal of Heuristics* 28.4 (2022), pp. 433–479.
- [13] B. Scoppola and A. Troiani. “Gaussian Mean Field Lattice Gas”. In: *Journal of Statistical Physics* 170.6 (Mar. 2018), pp. 1161–1176. ISSN: 1572-9613. DOI: [10.1007/s10955-018-1984-2](https://doi.org/10.1007/s10955-018-1984-2). URL: <https://doi.org/10.1007/s10955-018-1984-2>.
- [14] B. Scoppola, A. Troiani, and M. Veglianti. “Shaken dynamics on the 3d cubic lattice”. In: *Electronic Journal of Probability* 27 (2022), pp. 1–26.
- [15] H. M. Waidyasooriya and M. Hariyama. “A GPU-based quantum annealing simulator for fully-connected ising models utilizing spatial and temporal parallelism”. In: *IEEE Access* 8 (2020), pp. 67929–67939.
- [16] Y. Wang, Z. Lü, F. Glover, and J.-K. Hao. “Probabilistic GRASP-tabu search algorithms for the UBQP problem”. In: *Computers & Operations Research* 40.12 (2013), pp. 3100–3107.