

Benchmarking LLMs on the Semantic Overlap Summarization Task

John Salvador, Naman Bansal, Mousumi Akter, Souvika Sarkar,
Anupam Das, and Shubhra Kanti Karmaker (“Santu”)

Big Data Intelligence Lab

Department of Computer Science and Software Engineering

College of Engineering, Auburn University

{jms0256, nbansal, mza0170, szs0239, sks0086}@auburn.edu

mousumi.akter@tuportmund.de

anupam.das@ncsu.edu

Abstract

Semantic Overlap Summarization (SOS) is a constrained multi-document summarization task, where the constraint is to capture the common/overlapping information between two alternative narratives. While recent advancements in Large Language Models (LLMs) have achieved superior performance in numerous summarization tasks, a benchmarking study of the SOS task using LLMs is yet to be performed. As LLMs’ responses are sensitive to slight variations in prompt design, a major challenge in conducting such a benchmarking study is to systematically explore a variety of prompts before drawing a reliable conclusion. Fortunately, very recently, the TELeR taxonomy has been proposed which can be used to design and explore various prompts for LLMs. Using this TELeR taxonomy and 15 popular LLMs, this paper comprehensively evaluates LLMs on the SOS Task, assessing their ability to summarize overlapping information from multiple alternative narratives. For evaluation, we report well-established metrics like ROUGE, BERTscore, and SEM- F_1 on two different datasets of alternative narratives. We conclude the paper by analyzing the strengths and limitations of various LLMs in terms of their capabilities in capturing overlapping information¹.

1 Introduction

Large Language Models (LLMs) represent a groundbreaking advancement in the research landscape of Natural Language Processing (NLP) and Artificial Intelligence (AI). Trained on large bodies of text data, LLMs excel in generating coherent and human-like text. These models have been evaluated in a wide range of NLP tasks (Bubeck et al., 2023; Dai et al., 2022; Du et al., 2022; Smith et al., 2022) across several areas including software development, law, and medicine (Schäfer et al., 2024;

School, 2023; Thirunavukarasu et al., 2023). However, there are still areas and tasks where LLMs have yet to be rigorously evaluated. One such task is Semantic Overlap Summarization (SOS) (Bansal et al., 2022c; Karmaker Santu et al., 2018), where the goal is to summarize the common/overlapping information between two alternative narratives.

In this paper, we conduct a comprehensive benchmarking study of the SOS task using 15 popular LLMs to perform this task. Conducting such a benchmarking study is challenging because of the large variations in LLMs’ performance when different prompt types/styles are used, and different degrees of detail are provided in the prompts. Indeed, Rodriguez et al. (2023) shows varying performance on the CM1 dataset (Hayes et al., 2006) across many different prompts with F1-scores ranging from 0.21 to 0.54, exhibiting a 0.33 point difference. Fortunately, To address this issue, Santu and Feng (2023) recently proposed a general taxonomy that can be used to design diverse prompts with specific properties in order to perform a wide range of complex tasks. Using this TELeR taxonomy, we devised 5 distinct types of prompts with different degrees of detail to perform the SOS task on two different alternative narratives data sets. One data set is the previously introduced AllSides dataset released by Bansal et al. (2022c) and the second one is our original contribution which we name as the *PrivacyPolicyPairs* (3P) dataset.

Figure 1 illustrates an example of the SOS task when comparing two alternative privacy policies in the 3P data set, where the green text denotes the output (common information) from two input privacy policies, one from Google and one from Apple. In this case, we have two competing platforms that provide similar types of services (e.g. Cloud Storage or Streaming Services) and each company lays out its practices when handling your private information. These documents contain important information regarding your privacy but can

¹The code and datasets used to conduct this study are available at https://anonymous.4open.science/r/llm_eval-E16D

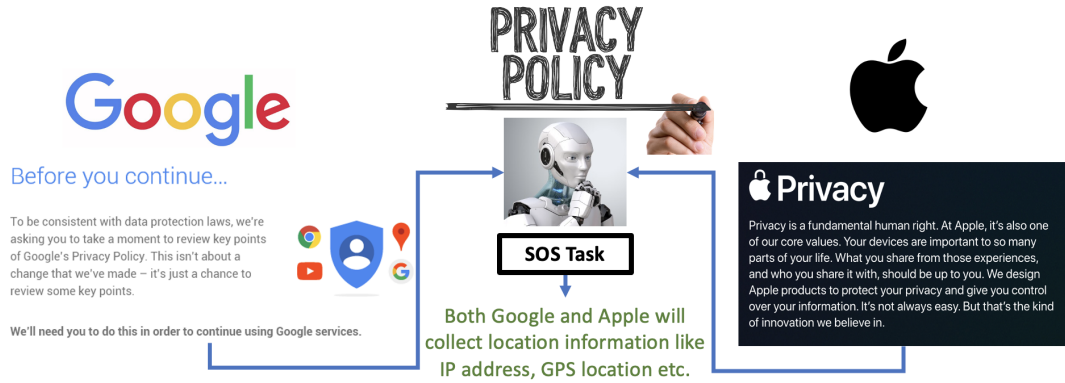


Figure 1: Example of a SOS task using two alternative privacy policy narratives.

be long and cumbersome to read. SOS helps by briefly identifying the common practices followed by each company.

For evaluation, we report well-established metrics like ROUGE, BERTscore, and SEM- F_1 on both Allsides and 3P data sets for each combination of LLMs and prompt level (15 LLMs \times 5 prompts = 105 combinations in total). We conclude the paper by analyzing the strengths and limitations of various LLMs in performing the Semantic Overlap Task, offering valuable insights into their capabilities in capturing and synthesizing overlapping information from multiple narratives.

2 Related Work

Text Summarization: SOS is essentially a summarization task. Over the past two decades, many document summarization approaches have been investigated (Zhong et al., 2019). The two most popular among them are *extractive* approaches (Cao et al., 2018; Narayan et al., 2018; Wu and Hu, 2018; Zhong et al., 2020) and *abstractive* approaches (Bae et al., 2019; Liu et al., 2017; Nallapati et al., 2016). Some researchers have also tried combining extractive and abstractive approaches (Chen and Bansal, 2018; Hsu et al., 2018; Zhang et al., 2019).

The SOS Task: Technically, *Semantic Overlap Summarization* can be framed as a multi-document summarization task, *i.e.*, multi-seq-to-seq task (Goldstein et al., 2000; Yasunaga et al., 2017; Zhao et al., 2020; Ma et al., 2020; Meena et al., 2014; Lebanoff et al., 2018; Fabbri et al., 2019). However, unlike typical multi-document summarizing tasks, the *SOS* task aims to summarize multiple alternative narratives with an overlapping constraint (Bansal et al., 2022d), *i.e.*, the output should only contain the common information from both input narratives (Santu et al., 2018).

The availability of data for this task is relatively small so recently Bansal et al. (2022a) proposed a method for training models by utilizing synthetically generated data.

Transformers and LLMs: Encoder-decoder-based transformer models have recently gained a lot of attraction, especially for abstractive summarization tasks, (Rush et al., 2015; Chopra et al., 2016; Zhou et al., 2017; Paulus et al., 2017). Training a generic language model on a large corpus of data and then transferring/fine-tuning it for the summarization job has become a standard approach (Radford et al., 2019; Devlin et al., 2019; Lewis et al., 2019; Xiao et al., 2020; Yan et al., 2020; Zhang et al., 2019; Raffel et al., 2019). Transformer architecture features more parallelizable training, better-scaling properties, and a built-in attention mechanism, allowing large language models (LLMs) to emerge. Made up of billions of parameters, many LLMs like GPT-2 (Radford et al.), and LLaMA (Touvron et al., 2023a) have showcased strong abilities at generating text. Then, with the introduction of Reinforcement Learning From Human Feedback (Ouyang et al., 2022), LLMs became even more powerful, allowing users to interact with them as data with natural language queries.

Prompt Engineering for LLMs: “Prompt Engineering” is a crucial technique for maximizing the utility of LLMs in various tasks (Zhou et al., 2022). It involves crafting and revising the query or context to elicit the desired response or behavior from LLMs (Brown et al., 2022). Prompt engineering is an iterative process requiring multiple trial and error runs (Shao et al., 2023). In fact, differences in prompts along several key factors can significantly impact the accuracy and performance of LLMs in complex tasks. To address this issue, Santu and Feng (2023) recently proposed the TELeR taxon-

omy, which can serve as a unified standard for benchmarking LLMs’ performances by exploring a wide variety of prompts in a structured manner.

3 Background

3.1 Semantic Overlap Summarization Task

Semantic Overlap Summarization (SOS) is a task aimed at extracting and condensing shared information between two input documents, D_A and D_B . The output, denoted as D_O , is generated in natural language and only includes information present in both input documents. The task is framed as a constrained multi-seq-to-seq (text generation) task, where brevity is emphasized to minimize the repetition of overlapping content. The output can be extractive summaries, abstractive summaries, or a combination of both (Karmaker Santu et al., 2018).

Furthermore, SOS adheres to the commutative property, meaning the order of input documents doesn’t affect the output summary; $D_A \cap_O D_B = D_B \cap_O D_A$. To facilitate research in this area, Bansal et al. (2022c) introduced the AllSides dataset for training and evaluation, which we also used for evaluation in this work.

3.2 Prompting With TELeR Taxonomy

As shown in Figure 2, the TELeR taxonomy introduced by Santu and Feng (2023) categorizes complex task prompts based on four criteria.

1. **Turn:** This refers to the number of turns or shots used while prompting an LLM to accomplish a complex task. In general, prompts can be classified as either single or multi-turn.
2. **Expression:** This refers to the style of expression for interacting with the LLM, such as questioning or instructing.
3. **Level of Details:** This dimension of prompt style deals with the granularity or depth of question or instruction. Prompts with higher levels of detail provide more granular instructions. For example, Level 0 has no directive, *i.e.*, questions or instructions. On the other hand, Level 4 prompts have to specify the particular sub-tasks, an explanation of the output, and the basis for evaluation of the output generated by the LLM.
4. **Role:** Some LLMs provide users with the option of specifying the role of the system. The response of LLM can vary due to changes in role definitions in spite of the fact that the prompt content remains unchanged.

The taxonomy outlines 7 distinct levels starting from level 0 to level 6. With each increase in level comes an increase in complexity of the prompt. In level 0, only data/context is provided with no further instruction. Level 1 extends level 0 by providing single-sentence instruction. Then level 2 extends level 1, and so on, until level 6, where all characteristics of previous levels are provided along with the additional instruction for the LLM to explain its output. For more details on the TELeR taxonomy and its applications, see Santu and Feng (2023).

4 The Benchmark Datasets

We experimented on two datasets designed specifically for the Semantic Overlap Summarization task.

4.1 The AllSides Data

The AllSides dataset is collected from AllSides.com, a third-party online news forum known for presenting news and information from various political perspectives. Bansal et al. (2022c) crawled news articles from AllSides.com to build the dataset, focusing on narratives covering 2,925 events. These articles provide contrasting perspectives from media outlets affiliated with “Left” and “Right” political leanings. Additionally, each event includes a factual description labeled as “Theme” by AllSides, which can serve as a neutral perspective for readers (ground truth for common facts).

The creation of the testing dataset involved human annotation with the goal of generating several comprehensive reference summaries for narrative pairs. A total of 150 narrative pairs, each comprising divergent perspectives from the “Left” and “Right” wing media, were randomly sampled, narrating 150 unique events. Three human annotators were asked to write a summary of common information present in both narratives for each of the 150 events. Initially, there was a discrepancy among the annotators regarding the definition of “common/overlapping information” resulting in some annotations containing few or no words. To address the issue, a filtering criterion was set to retain only the narrative pairs where at least two of the annotators wrote a minimum of 15 words as their reference summaries. Using this strategy, the authors finally curated a test set with 137 narrative pairs where each sample had 4 reference summaries: one from AllSides and three from human annotators, resulting in a total of 548 reference summaries.

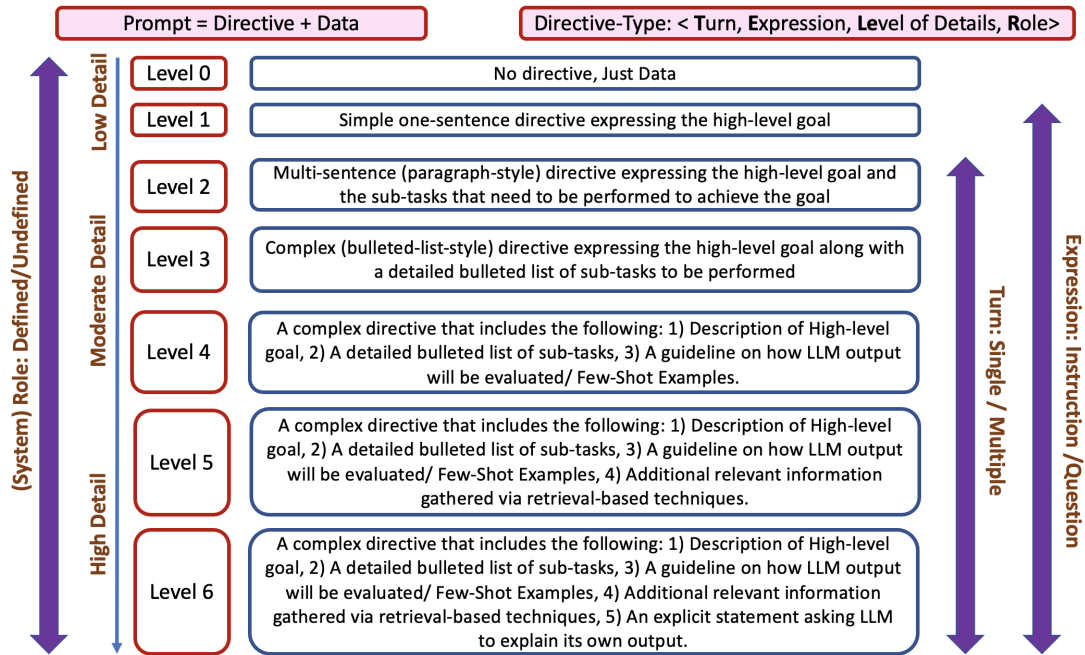


Figure 2: TELeR Taxonomy proposed by Santu and Feng (2023): (<Turn, Expression, Level of Details, Role>)

4.2 The PrivacyPolicyPairs (3P) Data

We introduce the *PrivacyPolicyPairs* (3P) dataset, an additional evaluation set for the SOS task, which contains 135 thoroughly annotated samples. Our (3P) dataset is built on the OPP-115 Corpus introduced by Wilson et al. (2016), which comprises 115 privacy policies (267K words) spanning 15 sectors (Arts, Shopping, News, etc.).

The OPP-115 Corpus: When building the OPP-115 Corpus, Wilson et al. (2016) wanted to ensure that the corpus contained privacy policy samples that appropriately represented the diverse set of areas where these types of documents were used. To that end, the authors employ *relevance-based website pre-selection* and *sector-based sub-sampling*. For relevance-based pre-selection, the authors monitored and selected websites from the top Google trends, resulting in 1,799 unique websites. Then, they further organized the websites into their 15 sectors, ranked the websites in each sector according to their frequency in the retrieved search results, and then selected eight websites from each sector by randomly choosing two websites from each rank quartile. Following this procedure, they were able to build a final dataset of 115 privacy policies across 15 sectors.

To enhance the quality of their data, the authors developed an annotation scheme to highlight the types of practices covered in each policy. Their

annotations consist of 10 categories:

- First Party Collection/Use
- Third Party Sharing/Collection
- User Choice/Control
- User Access, Edit, & Deletion
- Data Retention
- Data Security
- Policy Change
- Do Not Track
- International & Specific Audiences
- Other

These annotations were also associated with a *text span* in the privacy policy to denote where the labels were relevant. As a result, we are left with 23K annotated practices across the 115 privacy policies.

4.2.1 Constructing the 3P Dataset

The 3P dataset includes pairs of passages taken from the OPP-115 corpus and tasks the annotator with finding the semantically overlapping information between them. A data sample is shown in Table 1. Each sample comprises 2 source documents (two alternative privacy policy narratives), the category they fall under, and 3 reference overlap summaries. The company names and count of words in each document are also included.

When curating this dataset, we wanted to ensure each passage pair had some degree of over-

3P Data Sample		
Category: Data Security		
Policy 1: Amazon (410 Words)	Policy 2: Lids (312 Words)	
<p>Amazon.com knows that you care how information about you is used and shared, and we appreciate your trust that we will do so carefully and sensibly</p> <p>...</p> <p>We work to protect the security of your information during transmission by using Secure Sockets Layer (SSL) software, which encrypts information you input. We reveal only the last four digits of your credit card numbers when confirming an order. Of course, we transmit the entire credit card number to the appropriate credit card company during order processing. It is important for you to protect against unauthorized access to your password and to your computer. Be sure to sign off when finished using a shared computer. Click here for more information on how to sign off</p> <p>...</p>	<p>Any personal information that we collect will be stored in secure servers hosted in the U.S. or Canada</p> <p>...</p> <p>We work to protect the security of your information during transmission by using Thawte Certified Secure Sockets Layer (SSL) software, which encrypts information you input. We reveal only the last four digits of your credit card numbers when confirming an order. Of course, we transmit the entire credit card number to the appropriate credit card company during order processing.</p> <p>Security lies in your hands as well. It is important for you to protect against unauthorized access to your password and to your computer. Be sure to sign off when finished using a shared computer. In the event of unauthorized use of your credit card, you must notify your credit card provider in accordance with its reporting rules and procedures.</p> <p>...</p>	
Reference Summaries		
A_1	A_2	A_3
<p>We work to protect the security of your information during transmission by using Secure Sockets Layer (SSL) software, which encrypts information you input. We reveal only the last four digits of your credit card numbers when confirming an order. Of course, we transmit the entire credit card number to the appropriate credit card company during order processing. It is important for you to protect against unauthorized access to your password and to your computer. Be sure to sign off when finished using a shared computer.</p>	<p>Companies work to protect the security of your information during transmission by using Secure Sockets Layer (SSL) software, which encrypts information you input. They reveal only the last four digits of your credit card numbers when confirming an order. Of course, They transmit the entire credit card number to the appropriate credit card company during order processing. It is important for you to protect against unauthorized access to your password and to your computer. Hence, be sure to sign off when finished using a shared computer.</p>	<p>Even though the entire credit card number is transmitted, only the last 4 digits of the credit card number is visible during confirmation. SSL is used to save info during transmission. Sign off is recommended.</p>

Table 1: A single sample from the 3P dataset. For each sample, you are given the category name, company names, the corresponding policy subsections, the count of words in each policy, and the 3 reference summaries. The highlighted text shows the overlapping information.

lap. To facilitate this goal, we reversed the process followed by the original authors and grouped the documents back into their respective sectors. Then, we built pairs of passages for each document in each sector according to the practices they were originally labeled with. This process resulted in 6110 passage pairs across all sectors.

3P Dataset Statistics	
# Samples	135
Avg. # Words per Document	331.00
Avg. # Words per Document Pair	662.01
Avg. # Sentences per Document	14.96
Avg. # Sentences per Document Pair	28.99
Avg. # Words per Reference	22.46
Avg. # Sentences per Reference	1.75

Table 2: Dataset statistics for the 3P evaluation set. The set consists of 135 samples of document pairs with 3 references each.

Of the sectors, we chose to focus on three diverse sectors: *eCommerce*, *Technology*, and *Food and Drink*. From these sectors, we have 346 pas-

sage pairs to annotate. Finally, we employed the same annotation task covered in section 4.1. After annotating, resolving conflicts, and removing samples with no overlap, the process yielded us 3 annotations per privacy pair for a total of 405 annotations for 135 high-quality samples. The final dataset statistics are listed in Table 2.

5 Methodology

5.1 Evaluated Large Language Models

We choose to test our datasets using 6 families of instruction-tuned LLMs, totaling 15 models. All evaluated models are listed in Table 3. For the commercial LLMs (OpenAI and Google), we used their provided APIs for summary generation, but for open-source LLMs, we used the huggingface transformers library (Wolf et al., 2020) to access model weights and perform generation on a server with 4X A4500 20GB GPUs. For additional speedup, we leveraged the vLLM library (Kwon et al., 2023).

LLM Family	Model
Google PaLM2 (Anil et al., 2023)	chat-bison-001 (May 2023)
OpenAI (OpenAI, 2023)	gpt-3.5-turbo-0613 gpt-4-0613
MosaicML MPT (Team, 2023)	mosaicml/mpt-7b-chat (7B) mosaicml/mpt-30b-chat (30B) mosaicml/mpt-7b-instruct (7B) mosaicml/mpt-30b-instruct (30B)
LMSYS Vicuna (Zheng et al., 2023)	lmsys/vicuna-7b-v1.5 (7B) lmsys/vicuna-13b-v1.5 (13B) lmsys/vicuna-7b-v1.5-16k (7B) lmsys/vicuna-13b-v1.5-16k (13B)
MistralAI (Jiang et al., 2023)	mistralai/Mistral-7B-Instruct-v0.1 (7B) mistralai/Mistral-7B-Instruct-v0.2 (7B)
MetaAI Llama2 (Touvron et al., 2023b)	meta-llama/Llama-2-7b-chat-hf (7B) meta-llama/Llama-2-13b-chat-hf (13B)

Table 3: The list of models evaluated in this paper. We use 6 families of models, 2 of which are closed source, and 4 open source. The OpenAI models are dated June 13, 2023 and chat-bison-001 is dated May 2023. Parameter counts of open source models are included in parentheses. OpenAI and Google have not reported the parameter counts of their models.

Zero-shot approaches to NLP tasks have gained popularity as LLM capabilities continue to grow. For example, works from Sarkar et al. (2023, 2022) explore their use cases in topic inference and text classification. To a similar degree, we use LLMs in a zero-shot setting with TELeR.

For this study, we used TELeR levels 0 through 4 (5 out of the 7). We chose not to prompt using levels 5 and 6 because their use of retrieval augmented prompting does not necessarily apply to the SOS task due to all relevant context being present, *i.e.*, the two source narratives are already provided as part of the prompt. Furthermore, requirement number 5 for level 6 also specifies asking the LLM to explain its own output, which would negatively affect the generated summaries during evaluation.

5.2 Designed TELeR Prompts

For each level, we use the following outline for our prompt design.

- **Level 0:** {Document 1} {Document 2}
- **Level 1:**
 - Document 1: {Document 1 Content}
 - Document 2: {Document 2 Content}
 - Summarize the overlapping information between these two documents
- **Level 2:**
 - {Level 1 Prompt Text}
 - This information must keep in mind the 5W1H facets of the documents. Do not include any uncommon information.
- **Level 3:**
 - {Level 1 Prompt Text}

- This information must keep in mind the 5W1H facets of the documents.
- Do not include uncommon information.

- **Level 4:**

{Level 3 Prompt Text}.

Your response will be evaluated against a set of reference summaries. Your score will depend on how semantically similar your response is to the reference.

To ensure comprehensive prompt engineering, we created 5 variations for each TELeR level (Santu and Feng, 2023) from level 0 to level 4, *i.e.*, we created $5 \times 5 = 25$ different unique prompts. To avoid confusion, we label these variations A to E. Each variation set follows a similar layout to what was previously mentioned but with variations in word choice, directive styles, etc.

After designing our prompts, we evaluated them using 15 LLMs for both datasets. To ensure fairness, we report results only for the set of prompts with the highest average score for each metric across all the evaluated LLMs. Table 4 shows that prompt group A scored the highest averages across all metrics, so we used that set for final evaluations.

Prompt Group	A	B	C	D	E
Sem-F1 (USE)	0.37	0.35	0.34	0.34	0.34
Sem-F1 (Distil)	0.41	0.40	0.39	0.39	0.39
Sem-F1 (RoBERTa)	0.44	0.43	0.41	0.42	0.41
Rouge-1	0.24	0.23	0.22	0.22	0.22
Rouge-2	0.10	0.09	0.08	0.09	0.09
Rouge-L	0.17	0.17	0.16	0.16	0.16
Rouge-L Sum	0.18	0.17	0.16	0.17	0.17
BERTscore	0.11	0.09	0.05	0.07	0.06

Table 4: Average evaluation scores for each prompt trial. Each of these trials are made up from 1 of each level of TELeR prompt from levels 0 to 4

5.3 Evaluation Metrics

ROUGE: ROUGE (Lin, 2004) is a family of metrics that score the lexical overlap between the generated text and the reference text. We used 3 variations, R-1, R-2, and R-L, which are widely adopted for evaluating text summarizing tasks. However, despite its popularity, works like Akter et al. (2022) and Bansal et al. (2022b) show that ROUGE is an unsuitable metric for comparing semantics. For this reason we also evaluate using metrics that have been designed with semantic awareness in mind.

BERTscore: While ROUGE can only convey information about lexical overlap, BERTscore is a metric that utilizes contextual embeddings from transformer models like BERT to evaluate

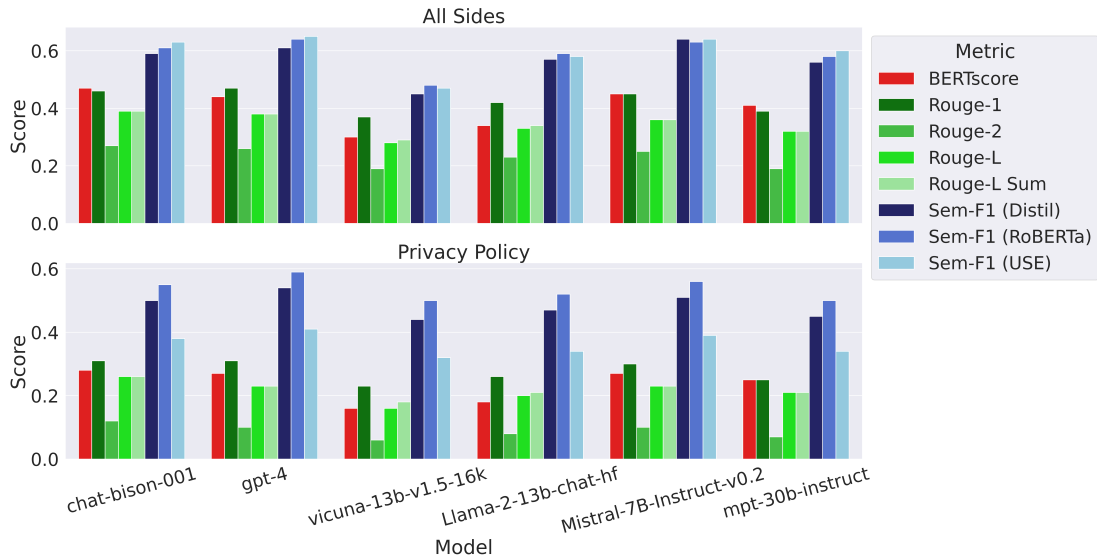


Figure 3: Best scores over each TeLER prompt level for the largest model of each family of LLMs and for each dataset. Yellow shows BERTScore, green shows ROUGE, and blue shows Sem-F1.

Dataset	Level	BERT score	R-1	R-2	R-L	R-L-Sum	Sem-F1 (Distil)	Sem-F1 (RoBERTa)	Sem-F1 (USE)
Privacy Policy Pairs (3P)	0	-0.069	0.119	0.035	0.085	0.095	0.398	0.444	0.288
	1	0.139	0.235	0.073	0.181	0.185	0.438	0.473	0.323
	2	0.160	0.223	0.059	0.158	0.166	0.447	0.501	0.330
	3	0.135	0.209	0.053	0.149	0.155	0.452	0.504	0.333
	4	0.145	0.214	0.058	0.152	0.157	0.462	0.511	0.339
AllSides	0	0.105	0.255	0.123	0.177	0.190	0.475	0.493	0.481
	1	0.265	0.365	0.199	0.290	0.292	0.511	0.526	0.525
	2	0.227	0.327	0.154	0.243	0.249	0.443	0.473	0.475
	3	0.239	0.331	0.152	0.243	0.252	0.437	0.474	0.472
	4	0.249	0.332	0.159	0.245	0.251	0.453	0.489	0.486

Table 5: Average scores per metric broken down by level and dataset. highest of each metric and dataset are in bold.

the semantic similarity between the generated text and reference text. For this study, we compute BERTscore with the hashcode roberta-large_L17_no-idf_version=0.3.12(hug_trans=4.36.2)-rescaled.

SEM-F1: While ROUGE and BERTscore are useful and powerful metrics, SEM-F1 was specifically designed for the SOS task. SEM-F1 leverages rigorously fine-tuned sentence encoders to evaluate the SOS task using sentence-level similarity. It differs from BERTscore as BERTscore computes token-level similarity. For this study, we compute SEM-F1 with 3 underlying models: USE (Cer et al., 2018), RoBERTa (Zhuang et al., 2021), and DistilRoBERTa (Sanh et al., 2019).

6 Results

For clarity, we show our results for the largest or newest models of each family in Figure 3. This

Figure shows the highest scores achieved by each model over the set of given TeLER prompts. The first two columns are for the commercial LLMs (GPT-4 and PaLM2), and the 4 columns on the right show our open-source LLMs. In general, we observe that GPT-4 and PaLM2 beat the open-source models across all benchmarks but surprisingly, Mistral-7B-Instruct-v0.2 exhibits competitive performance across all metrics despite being only a 7-billion parameter model. For a comprehensive breakdown of the model scores achieved by each LLM and for each metric, refer to appendix (Figure 5).

AllSides Vs. 3P: In Table 5, we show average scores across all LLMs for each TeLER level and dataset. The highest scores for each column in the table are in bold. It is evident that TeLER level 1 consistently performs the best across the AllSides dataset, while on the 3P dataset, BERTscore

and SEM-F1 suggest better performance in TELeR level 2 and 4 respectively. From this table, we also observe that scores on the 3P dataset tend to trail ~0.12 points behind the AllSides dataset with the exception of the SEM-F1 (Distil) and SEM-F1 (RoBERTa) metrics where the difference falls below 0.05.

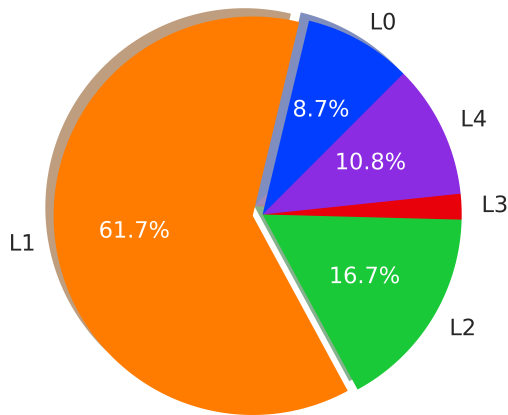


Figure 4: Percentage of top prompts by level for each combination of model and metric (out of 240 variations). Level 1 prompts generally outperform the other TeLeR levels for these datasets. The number 240 comes from the different combinations of LLMs (15), metrics (8), and datasets (2), giving us $\# \text{ LLMs} \times \# \text{ Metrics} \times \# \text{ Datasets} = 15 \times 8 \times 2 = 240$

Best TELeR Prompt: Figure 4 shows the percentage of best scoring prompt levels for each pair of metric and model totaling 240 cases. TELeR level 1 generally performs the best, beating other prompt levels 61.7% of the time. This preference towards level 1 is also seen in Table 5, where level 1 is unanimously preferred across all metrics on the AllSides dataset and preferred by half the metrics on the 3P dataset. It is also worth mentioning that SEM-F1 consistently favors the level 4 prompts on the 3P dataset, which was really interesting.

7 Discussion

The main takeaways from our study are as follows:

Finding-1: “3P” dataset is harder than “AllSides”.

To elaborate, Table 5 shows a ~0.12% difference in evaluation scores between the AllSides data and the 3P data. Given that the average document length/word count for both datasets was comparable (504.51 for dataset document pairs from AllSides and 662.01 for the same from 3P), the difference may arise due to the abundance of news data

in the pertaining corpus in comparison to privacy policy data, which is of limited quantity compared to the real world event narratives. Interestingly, the average length of the generated summary for the AllSides data was 39.51 words, while for the 3P data, it was 22.46, indicating LLMs perhaps have seen more news data than privacy policy narratives.

Finding-2: TELeR Level 1 generally outperforms other levels for the SOS task.

This was a little puzzling to us as we expected more detailed/specific prompts would improve LLM’s performance. But, looking retrospectively, this result may be explained by the fact the overlap summarizing task is still not very complex, and a single one-sentence instruction (Level 1) is sufficient for LLMs to understand the task properly.

Therefore, we hypothesized that maybe the models struggled to follow complex directions (Levels 3 and 4) compared to the single-direction given at level 1. However, upon further inspection of a few samples, we found it to not necessarily be the case. For example, with gpt-3.5-turbo, a sample with the level 1 prompt resulted in the following:

gpt-3.5-turbo-0613: The overlapping information between Document 1 and Document 2 is that former Trump campaign chairman Paul Manafort has been indicted on charges of conspiracy against the United States and money laundering, and he surrendered to the FBI on October 30, 2017.

However, in the case of the level 4 prompt, where explicit instructions are given to capture the common entities, events, and locations, we got:

gpt-3.5-turbo-0613: The common subjects between the two documents are Paul Manafort, his former business associate Rick Gates, and the charges they are facing. The common events between the documents are Manafort turning himself in at FBI headquarters and the unsealed indictment. The locations mentioned are Manafort's home in Alexandria, Virginia and the FBI field office in Washington D.C.

Such an example could suggest limitations in the ability of the metrics to properly score responses with extra information such as “The common subjects are ...” or a more common response such as “Sure, here is an example of ...”.

8 Conclusion

In this study, we provide a comprehensive look into the capability of LLMs for the Semantic Overlap Summarization (SOS) task. To facilitate robust evaluation, we test on a previously created dataset and additionally introduce the *PrivacyPolicyPairs* (3P) dataset. We leverage the TELeR prompting taxonomy to devise a set of hand-crafted prompts that generate the highest scores we could achieve with pre-trained instruction-tuned LLMs and found that: 1) TELeR level 1 prompts perform the best on average, and 2) generated summaries were more accurate for the Allsides data-set than the 3P data-set in terms of popular evaluation metrics.

9 Limitations

The primary limitation of this work is the size of the dataset. At only 135 samples, it is not feasible to train a model. However while the size of the dataset is small, there is a large amount of time and resource that is required to build a dataset of this nature. Firstly, this dataset requires that for each sample, we find two documents that share an overlapping narrative. Second, each sample is annotated manually by 3 people which for this dataset results in 405 annotations. That is without considering the other annotations where no overlap was found. Third, there have been several instances where disagreements need to be resolved which requires further discussion among annotators. Nevertheless, this work effectively doubles the amount of samples to evaluate on the SOS task. In the future, a larger scale effort will be needed to increase the space of data for the SOS task.

Another limitation is that we did not perform any fine-tuning on these models. All scores were obtained using the pre-trained weights for each model. This means that it's possible for additional performance to be gained using methods like LoRA (Hu et al., 2021). However the main goal of this study was to benchmark LLMs to set new baselines for the SOS task. In that regard we believe this to be an appropriate setup.

References

Mousumi Akter, Naman Bansal, and Shubhra Kanti Karmaker Santu. 2022. [Revisiting automatic evaluation of extractive summarization task: Can we do better than rouge?](#) In *Findings of the Association for Computational Linguistics: ACL 2022, Dublin, Ireland,*

May 22-27, 2022, pages 1547–1560. Association for Computational Linguistics.

Rohan Anil, Andrew M. Dai, Orhan Firat, Melvin Johnson, Dmitry Lepikhin, Alexandre Passos, Siamak Shakeri, Emanuel Taropa, Paige Bailey, Zhifeng Chen, Eric Chu, Jonathan H. Clark, Laurent El Shafey, Yanping Huang, Kathy Meier-Hellstern, Gaurav Mishra, Erica Moreira, Mark Omernick, Kevin Robinson, Sebastian Ruder, Yi Tay, Kefan Xiao, Yuanzhong Xu, Yujing Zhang, Gustavo Hernandez Abrego, Junwhan Ahn, Jacob Austin, Paul Barham, Jan Botha, James Bradbury, Siddhartha Brahma, Kevin Brooks, Michele Catasta, Yong Cheng, Colin Cherry, Christopher A. Choquette-Choo, Aakanksha Chowdhery, Clément Crepy, Shachi Dave, Mostafa Dehghani, Sunipa Dev, Jacob Devlin, Mark Díaz, Nan Du, Ethan Dyer, Vlad Feinberg, Fangxiaoyu Feng, Vlad Fienber, Markus Freitag, Xavier Garcia, Sebastian Gehrmann, Lucas Gonzalez, Guy Gur-Ari, Steven Hand, Hadi Hashemi, Le Hou, Joshua Howland, Andrea Hu, Jeffrey Hui, Jeremy Hurwitz, Michael Isard, Abe Ittycheriah, Matthew Jagielski, Wenhao Jia, Kathleen Kenealy, Maxim Krikun, Sneha Kudugunta, Chang Lan, Katherine Lee, Benjamin Lee, Eric Li, Music Li, Wei Li, YaGuang Li, Jian Li, Hyeontaek Lim, Hanzhao Lin, Zhongtao Liu, Frederick Liu, Marcello Maggioni, Aroma Mahendru, Joshua Maynez, Vedant Misra, Maysam Moussalem, Zachary Nado, John Nham, Eric Ni, Andrew Nystrom, Alicia Parrish, Marie Pellat, Martin Polacek, Alex Polozov, Reiner Pope, Siyuan Qiao, Emily Reif, Bryan Richter, Parker Riley, Alex Castro Ros, Aurko Roy, Brennan Saeta, Rajkumar Samuel, Renee Shelby, Ambrose Slone, Daniel Smilkov, David R. So, Daniel Sohn, Simon Tokumine, Dasha Valter, Vijay Vasudevan, Kiran Vodrahalli, Xuezhi Wang, Pidong Wang, Zirui Wang, Tao Wang, John Wieting, Yuhuai Wu, Kelvin Xu, Yunhan Xu, Linting Xue, Pengcheng Yin, Jiahui Yu, Qiao Zhang, Steven Zheng, Ce Zheng, Weikang Zhou, Denny Zhou, Slav Petrov, and Yonghui Wu. 2023. [Palm 2 technical report](#). ArXiv:2305.10403 [cs].

Sanghwan Bae, Taeuk Kim, Jihoon Kim, and Sang-goo Lee. 2019. [Summary level training of sentence rewriting for abstractive summarization](#). *arXiv preprint arXiv:1909.08752*.

Naman Bansal, Mousumi Akter, and Shubhra Kanti Karmaker Santu. 2022a. [Learning to generate overlap summaries through noisy synthetic data](#). In *Proceedings of the 2022 Conference on Empirical Methods in Natural Language Processing*, page 11765–11777, Abu Dhabi, United Arab Emirates. Association for Computational Linguistics.

Naman Bansal, Mousumi Akter, and Shubhra Kanti Karmaker Santu. 2022b. [Sem-fl: an automatic way for semantic evaluation of multi-narrative overlap summaries at scale](#). In *Proceedings of the 2022 Conference on Empirical Methods in Natural Language Processing*, page 780–792, Abu Dhabi, United Arab Emirates. Association for Computational Linguistics.

- Naman Bansal, Mousumi Akter, and Shubhra Kanti Karmaker Santu. 2022c. [Semantic overlap summarization among multiple alternative narratives: An exploratory study](#). In *Proceedings of the 29th International Conference on Computational Linguistics*, page 6195–6207, Gyeongju, Republic of Korea. International Committee on Computational Linguistics.
- Naman Bansal, Mousumi Akter, and Shubhra Kanti Karmaker Santu. 2022d. [Semantic overlap summarization among multiple alternative narratives: An exploratory study](#). In *Proceedings of the 29th International Conference on Computational Linguistics*, pages 6195–6207, Gyeongju, Republic of Korea. International Committee on Computational Linguistics.
- Hannah Brown, Katherine Lee, Fatemehsadat Mireshghallah, Reza Shokri, and Florian Tramèr. 2022. What does it mean for a language model to preserve privacy? In *2022 ACM Conference on Fairness, Accountability, and Transparency*, pages 2280–2292.
- Sébastien Bubeck, Varun Chandrasekaran, Ronen Eldan, Johannes Gehrke, Eric Horvitz, Ece Kamar, Peter Lee, Yin Tat Lee, Yuanzhi Li, Scott Lundberg, et al. 2023. Sparks of artificial general intelligence: Early experiments with gpt-4. *arXiv preprint arXiv:2303.12712*.
- Ziqiang Cao, Wenjie Li, Sujian Li, and Furu Wei. 2018. [Retrieve, rerank and rewrite: Soft template based neural summarization](#). In *Proceedings of the 56th Annual Meeting of the Association for Computational Linguistics (Volume 1: Long Papers)*, pages 152–161, Melbourne, Australia. Association for Computational Linguistics.
- Daniel Cer, Yinfei Yang, Sheng-yi Kong, Nan Hua, Nicole Limtiaco, Rhomni St. John, Noah Constant, Mario Guajardo-Cespedes, Steve Yuan, Chris Tar, Brian Strope, and Ray Kurzweil. 2018. [Universal sentence encoder for english](#). In *Proceedings of the 2018 Conference on Empirical Methods in Natural Language Processing: System Demonstrations*, page 169–174, Brussels, Belgium. Association for Computational Linguistics.
- Yen-Chun Chen and Mohit Bansal. 2018. Fast abstractive summarization with reinforce-selected sentence rewriting. *arXiv preprint arXiv:1805.11080*.
- Sumit Chopra, Michael Auli, and Alexander M Rush. 2016. Abstractive sentence summarization with attentive recurrent neural networks. In *Proceedings of the 2016 Conference of the North American Chapter of the Association for Computational Linguistics: Human Language Technologies*, pages 93–98.
- Damai Dai, Yutao Sun, Li Dong, Yaru Hao, Zhifang Sui, and Furu Wei. 2022. Why can gpt learn in-context? language models secretly perform gradient descent as meta optimizers. *arXiv preprint arXiv:2212.10559*.
- Jacob Devlin, Ming-Wei Chang, Kenton Lee, and Kristina Toutanova. 2019. [BERT: Pre-training of deep bidirectional transformers for language understanding](#). In *Proceedings of the 2019 Conference of the North American Chapter of the Association for Computational Linguistics: Human Language Technologies, Volume 1 (Long and Short Papers)*, pages 4171–4186, Minneapolis, Minnesota. Association for Computational Linguistics.
- Nan Du, Yanping Huang, Andrew M Dai, Simon Tong, Dmitry Lepikhin, Yuanzhong Xu, Maxim Krikun, Yanqi Zhou, Adams Wei Yu, Orhan Firat, et al. 2022. [Glam: Efficient scaling of language models with mixture-of-experts](#). In *International Conference on Machine Learning*, pages 5547–5569. PMLR.
- Alexander R Fabbri, Irene Li, Tianwei She, Suyi Li, and Dragomir R Radev. 2019. [Multi-news: A large-scale multi-document summarization dataset and abstractive hierarchical model](#). *arXiv preprint arXiv:1906.01749*.
- Jade Goldstein, Vibhu O Mittal, Jaime G Carbonell, and Mark Kantrowitz. 2000. Multi-document summarization by sentence extraction. In *NAACL-ANLP 2000 Workshop: Automatic Summarization*.
- J.H. Hayes, A. Dekhtyar, and S.K. Sundaram. 2006. [Advancing candidate link generation for requirements tracing: the study of methods](#). *IEEE Transactions on Software Engineering*, 32(1):4–19.
- Wan-Ting Hsu, Chieh-Kai Lin, Ming-Ying Lee, Kerui Min, Jing Tang, and Min Sun. 2018. A unified model for extractive and abstractive summarization using inconsistency loss. *arXiv preprint arXiv:1805.06266*.
- Edward J. Hu, Yelong Shen, Phillip Wallis, Zeyuan Allen-Zhu, Yuanzhi Li, Shean Wang, Lu Wang, and Weizhu Chen. 2021. [Lora: Low-rank adaptation of large language models](#).
- Albert Q. Jiang, Alexandre Sablayrolles, Arthur Mensch, Chris Bamford, Devendra Singh Chaplot, Diego de las Casas, Florian Bressand, Gianna Lengyel, Guillaume Lample, Lucile Saulnier, Léo Renard Lavaud, Marie-Anne Lachaux, Pierre Stock, Teven Le Scao, Thibaut Lavril, Thomas Wang, Timothée Lacroix, and William El Sayed. 2023. [Mistral 7b](#). *ArXiv:2310.06825 [cs]*.
- Shubhra Kanti Karmaker Santu, Chase Geigle, Duncan Ferguson, William Cope, Mary Kalantzis, Duane Searsmith, and Chengxiang Zhai. 2018. [Sofsat: Towards a setlike operator based framework for semantic analysis of text](#). *ACM SIGKDD Explorations Newsletter*, 20(2):21–30.
- Woosuk Kwon, Zhuohan Li, Siyuan Zhuang, Ying Sheng, Lianmin Zheng, Cody Hao Yu, Joseph Gonzalez, Hao Zhang, and Ion Stoica. 2023. [Efficient memory management for large language model serving with pagedattention](#). In *Proceedings of the 29th Symposium on Operating Systems Principles, SOSP*

- '23, page 611–626, New York, NY, USA. Association for Computing Machinery.
- Logan Lebanoff, Kaiqiang Song, and Fei Liu. 2018. Adapting the neural encoder-decoder framework from single to multi-document summarization. *arXiv preprint arXiv:1808.06218*.
- Mike Lewis, Yinhan Liu, Naman Goyal, Marjan Ghazvininejad, Abdelrahman Mohamed, Omer Levy, Ves Stoyanov, and Luke Zettlemoyer. 2019. Bart: Denoising sequence-to-sequence pre-training for natural language generation, translation, and comprehension. *arXiv preprint arXiv:1910.13461*.
- Chin-Yew Lin. 2004. **ROUGE: A package for automatic evaluation of summaries**. In *Text Summarization Branches Out*, pages 74–81, Barcelona, Spain. Association for Computational Linguistics.
- Linqing Liu, Yao Lu, Min Yang, Qiang Qu, Jia Zhu, and Hongyan Li. 2017. Generative adversarial network for abstractive text summarization. *arXiv preprint arXiv:1711.09357*.
- Congbo Ma, Wei Emma Zhang, Mingyu Guo, Hu Wang, and Quan Z Sheng. 2020. Multi-document summarization via deep learning techniques: A survey. *arXiv preprint arXiv:2011.04843*.
- Yogesh Kumar Meena, Ashish Jain, and Dinesh Gopalani. 2014. Survey on graph and cluster based approaches in multi-document text summarization. In *International Conference on Recent Advances and Innovations in Engineering (ICRAIE-2014)*, pages 1–5. IEEE.
- Ramesh Nallapati, Bowen Zhou, Caglar Gulcehre, Bing Xiang, et al. 2016. Abstractive text summarization using sequence-to-sequence rnns and beyond. *arXiv preprint arXiv:1602.06023*.
- Shashi Narayan, Shay B Cohen, and Mirella Lapata. 2018. Ranking sentences for extractive summarization with reinforcement learning. *arXiv preprint arXiv:1802.08636*.
- OpenAI. 2023. **Gpt-4 technical report**. ArXiv:2303.08774 [cs].
- Long Ouyang, Jeff Wu, Xu Jiang, Diogo Almeida, Carroll L. Wainwright, Pamela Mishkin, Chong Zhang, Sandhini Agarwal, Katarina Slama, Alex Ray, John Schulman, Jacob Hilton, Fraser Kelton, Luke Miller, Maddie Simens, Amanda Askell, Peter Welinder, Paul Christiano, Jan Leike, and Ryan Lowe. 2022. **Training language models to follow instructions with human feedback**. ArXiv:2203.02155 [cs].
- Romain Paulus, Caiming Xiong, and Richard Socher. 2017. A deep reinforced model for abstractive summarization. *arXiv preprint arXiv:1705.04304*.
- Alec Radford, Jeffrey Wu, Dario Amodei, Daniela Amodei, Jack Clark, Miles Brundage, and Ilya Sutskever. 2019. Better language models and their implications. *OpenAI Blog <https://openai.com/blog/better-language-models>*.
- Alec Radford, Jeffrey Wu, Rewon Child, David Luan, Dario Amodei, and Ilya Sutskever. Language models are unsupervised multitask learners.
- Colin Raffel, Noam Shazeer, Adam Roberts, Katherine Lee, Sharan Narang, Michael Matena, Yanqi Zhou, Wei Li, and Peter J Liu. 2019. Exploring the limits of transfer learning with a unified text-to-text transformer. *arXiv preprint arXiv:1910.10683*.
- Alberto D. Rodriguez, Katherine R. Dearstyne, and Jane Cleland-Huang. 2023. **Prompts matter: Insights and strategies for prompt engineering in automated software traceability**. In *2023 IEEE 31st International Requirements Engineering Conference Workshops (REW)*, page 455–464.
- Alexander M Rush, Sumit Chopra, and Jason Weston. 2015. A neural attention model for abstractive sentence summarization. *arXiv preprint arXiv:1509.00685*.
- Victor Sanh, Lysandre Debut, Julien Chaumond, and Thomas Wolf. 2019. Distilbert, a distilled version of bert: smaller, faster, cheaper and lighter. *ArXiv, abs/1910.01108*.
- Shubhra Kanti Karmaker Santu and Dongji Feng. 2023. **Teler: A general taxonomy of llm prompts for benchmarking complex tasks**. In *Findings of the Association for Computational Linguistics: EMNLP 2023*, page 14197–14203, Singapore. Association for Computational Linguistics.
- Shubhra Kanti Karmaker Santu, Chase Geigle, Duncan Ferguson, William Cope, Mary Kalantzis, Duane Sears Smith, and Chengxiang Zhai. 2018. Sofsat: Towards a setlike operator based framework for semantic analysis of text. *ACM SIGKDD Explorations Newsletter*, 20(2):21–30.
- Souvika Sarkar, Dongji Feng, and Shubhra Kanti Karmaker Santu. 2022. **Exploring universal sentence encoders for zero-shot text classification**. In *Proceedings of the 2nd Conference of the Asia-Pacific Chapter of the Association for Computational Linguistics and the 12th International Joint Conference on Natural Language Processing (Volume 2: Short Papers)*, page 135–147, Online only. Association for Computational Linguistics.
- Souvika Sarkar, Dongji Feng, and Shubhra Kanti Karmaker Santu. 2023. **Zero-shot multi-label topic inference with sentence encoders and llms**. In *Proceedings of the 2023 Conference on Empirical Methods in Natural Language Processing*, page 16218–16233, Singapore. Association for Computational Linguistics.
- Stanford Law School. 2023. **Large language models as fiduciaries: A case study toward robustly communicating with artificial intelligence through legal standards**.

- Max Schäfer, Sarah Nadi, Aryaz Eghbali, and Frank Tip. 2024. [An empirical evaluation of using large language models for automated unit test generation](#). *IEEE Transactions on Software Engineering*, 50(1):85–105.
- Nan Shao, Zefan Cai, Chonghua Liao, Yanan Zheng, Zhilin Yang, et al. 2023. Compositional task representations for large language models. In *The Eleventh International Conference on Learning Representations*.
- Shaden Smith, Mostofa Patwary, Brandon Norick, Patrick LeGresley, Samyam Rajbhandari, Jared Casper, Zhun Liu, Shrimai Prabhumoye, George Zerveas, Vijay Korthikanti, et al. 2022. Using deep-speed and megatron to train megatron-turing nlg 530b, a large-scale generative language model. *arXiv preprint arXiv:2201.11990*.
- MosaicML NLP Team. 2023. [Introducing mpt-7b: A new standard for open-source, commercially usable llms](#). Accessed: 2024-01-30.
- Arun James Thirunavukarasu, Darren Shu Jeng Ting, Kabilan Elangovan, Laura Gutierrez, Ting Fang Tan, and Daniel Shu Wei Ting. 2023. [Large language models in medicine](#). *Nature Medicine*, 29(88):1930–1940.
- Hugo Touvron, Thibaut Lavril, Gautier Izacard, Xavier Martinet, Marie-Anne Lachaux, Timothée Lacroix, Baptiste Rozière, Naman Goyal, Eric Hambro, Faisal Azhar, Aurelien Rodriguez, Armand Joulin, Edouard Grave, and Guillaume Lample. 2023a. [Llama: Open and efficient foundation language models](#). ArXiv:2302.13971 [cs].
- Hugo Touvron, Louis Martin, Kevin Stone, Peter Albert, Amjad Almahairi, Yasmine Babaei, Nikolay Bashlykov, Soumya Batra, Prajwal Bhargava, Shruti Bhosale, Dan Bikel, Lukas Blecher, Cristian Canton Ferrer, Moya Chen, Guillem Cucurull, David Esiobu, Jude Fernandes, Jeremy Fu, Wenyin Fu, Brian Fuller, Cynthia Gao, Vedanuj Goswami, Naman Goyal, Anthony Hartshorn, Saghar Hosseini, Rui Hou, Hakan Inan, Marcin Kardas, Viktor Kerkez, Madian Khabsa, Isabel Kloumann, Artem Korenev, Punit Singh Koura, Marie-Anne Lachaux, Thibaut Lavril, Jenya Lee, Diana Liskovich, Yinghai Lu, Yuning Mao, Xavier Martinet, Todor Mihaylov, Pushkar Mishra, Igor Molybog, Yixin Nie, Andrew Poulton, Jeremy Reizenstein, Rashi Rungta, Kalyan Saladi, Alan Schelten, Ruan Silva, Eric Michael Smith, Ranjan Subramanian, Xiaoqing Ellen Tan, Binh Tang, Ross Taylor, Adina Williams, Jian Xiang Kuan, Puxin Xu, Zheng Yan, Iliyan Zarov, Yuchen Zhang, Angela Fan, Melanie Kambadur, Sharan Narang, Aurelien Rodriguez, Robert Stojnic, Sergey Edunov, and Thomas Scialom. 2023b. [Llama 2: Open foundation and fine-tuned chat models](#). ArXiv:2307.09288 [cs].
- Pauli Virtanen, Ralf Gommers, Travis E. Oliphant, Matt Haberland, Tyler Reddy, David Cournapeau, Evgeni Burovski, Pearu Peterson, Warren Weckesser, Jonathan Bright, Stéfan J. van der Walt, Matthew Brett, Joshua Wilson, K. Jarrod Millman, Nikolay Mayorov, Andrew R. J. Nelson, Eric Jones, Robert Kern, Eric Larson, C J Carey, Ilhan Polat, Yu Feng, Eric W. Moore, Jake VanderPlas, Denis Laxalde, Josef Perktold, Robert Cimrman, Ian Henriksen, E. A. Quintero, Charles R. Harris, Anne M. Archibald, Antônio H. Ribeiro, Fabian Pedregosa, Paul van Mulbregt, and SciPy 1.0 Contributors. 2020. [SciPy 1.0: Fundamental Algorithms for Scientific Computing in Python](#). *Nature Methods*, 17:261–272.
- Shomir Wilson, Florian Schaub, Aswarth Abhilash Dara, Frederick Liu, Sushain Cherivirala, Pedro Giovanni Leon, Mads Schaarup Andersen, Sebastian Zimmeck, Kanthashree Mysore Sathyendra, N. Cameron Russell, Thomas B. Norton, Eduard Hovy, Joel Reidenberg, and Norman Sadeh. 2016. [The creation and analysis of a website privacy policy corpus](#). In *Proceedings of the 54th Annual Meeting of the Association for Computational Linguistics (Volume 1: Long Papers)*, page 1330–1340, Berlin, Germany. Association for Computational Linguistics.
- Thomas Wolf, Lysandre Debut, Victor Sanh, Julien Chaumond, Clement Delangue, Anthony Moi, Pierric Cistac, Tim Rault, Rémi Louf, Morgan Funtowicz, Joe Davison, Sam Shleifer, Patrick von Platen, Clara Ma, Yacine Jernite, Julien Plu, Canwen Xu, Teven Le Scao, Sylvain Gugger, Mariama Drame, Quentin Lhoest, and Alexander M. Rush. 2020. [Huggingface’s transformers: State-of-the-art natural language processing](#). ArXiv:1910.03771 [cs].
- Yuxiang Wu and Baotian Hu. 2018. Learning to extract coherent summary via deep reinforcement learning. *arXiv preprint arXiv:1804.07036*.
- Dongling Xiao, Han Zhang, Yukun Li, Yu Sun, Hao Tian, Hua Wu, and Haifeng Wang. 2020. Ernie-gen: An enhanced multi-flow pre-training and fine-tuning framework for natural language generation. *arXiv preprint arXiv:2001.11314*.
- Yu Yan, Weizhen Qi, Yeyun Gong, Dayiheng Liu, Nan Duan, Jiusheng Chen, Ruofei Zhang, and Ming Zhou. 2020. Prophetnet: Predicting future n-gram for sequence-to-sequence pre-training. *arXiv preprint arXiv:2001.04063*.
- Michihiro Yasunaga, Rui Zhang, Kshitijh Meelu, Ayush Pareek, Krishnan Srinivasan, and Dragomir Radev. 2017. Graph-based neural multi-document summarization. *arXiv preprint arXiv:1706.06681*.
- Jingqing Zhang, Yao Zhao, Mohammad Saleh, and Peter J Liu. 2019. Pegasus: Pre-training with extracted gap-sentences for abstractive summarization. *arXiv preprint arXiv:1912.08777*.
- Jinming Zhao, Ming Liu, Longxiang Gao, Yuan Jin, Lan Du, He Zhao, He Zhang, and Gholamreza Haffari. 2020. Summpip: Unsupervised multi-document summarization with sentence graph compression. In *Proceedings of the 43rd International ACM SIGIR*

Conference on Research and Development in Information Retrieval, pages 1949–1952.

Lianmin Zheng, Wei-Lin Chiang, Ying Sheng, Siyuan Zhuang, Zhanghao Wu, Yonghao Zhuang, Zi Lin, Zhuohan Li, Dacheng Li, Eric P. Xing, Hao Zhang, Joseph E. Gonzalez, and Ion Stoica. 2023. [Judging llm-as-a-judge with mt-bench and chatbot arena](#). ArXiv:2306.05685 [cs].

Ming Zhong, Pengfei Liu, Yiran Chen, Danqing Wang, Xipeng Qiu, and Xuanjing Huang. 2020. Extractive summarization as text matching. *arXiv preprint arXiv:2004.08795*.

Ming Zhong, Pengfei Liu, Danqing Wang, Xipeng Qiu, and Xuanjing Huang. 2019. Searching for effective neural extractive summarization: What works and what’s next. *arXiv preprint arXiv:1907.03491*.

Qingyu Zhou, Nan Yang, Furu Wei, and Ming Zhou. 2017. Selective encoding for abstractive sentence summarization. *arXiv preprint arXiv:1704.07073*.

Yongchao Zhou, Andrei Ioan Muresanu, Ziwen Han, Keiran Paster, Silviu Pitis, Harris Chan, and Jimmy Ba. 2022. Large language models are human-level prompt engineers. *arXiv preprint arXiv:2211.01910*.

Liu Zhuang, Lin Wayne, Shi Ya, and Zhao Jun. 2021. [A robustly optimized bert pre-training approach with post-training](#). In *Proceedings of the 20th Chinese National Conference on Computational Linguistics*, page 1218–1227, Huhhot, China. Chinese Information Processing Society of China.

A Appendix

A.1 Additional Figures

Figure 5 shows a comprehensive breakdown of the best scores obtained by each model for each dataset. Figure 6 shows Pearson’s correlation scores between all metrics on both datasets. The Pearson scores were computed using the SciPy library (Virtanen et al., 2020)

A.2 Detailed Results

Tables 6 and 7 contain the full breakdown of evaluation scores for our finalized set of TELeR prompts.

A.3 More on Prompt Design

The prompt designs for each group mostly follow the format covered in section 3.2. Each prompt group included one prompt each for levels 0 through 4. the data was consistently presented to the models at the begging of the prompt in the format:

Document 1:
{{Document_1}}

Document 2:
{{Document_2}}

The differences occurred after the data was presented and also in the system role definitions. Depending on the TELeR level, the prompt would change but the overall goal remained the same. For example, the prompt for level 1 in group B says *"In one sentence, please tell me the overlapping information between Document 1 and Document 2"*.

The system role definitions were made to emphasize that the LLM would respond according to the documents given and that responses should be brief. For example, prompt group A used the system role: *"You are to read several documents and briefly provide information according to the user’s needs"*.

Each group were written as variations of the same goal to sweep over the diverse set of ways to prompt the LLMs.

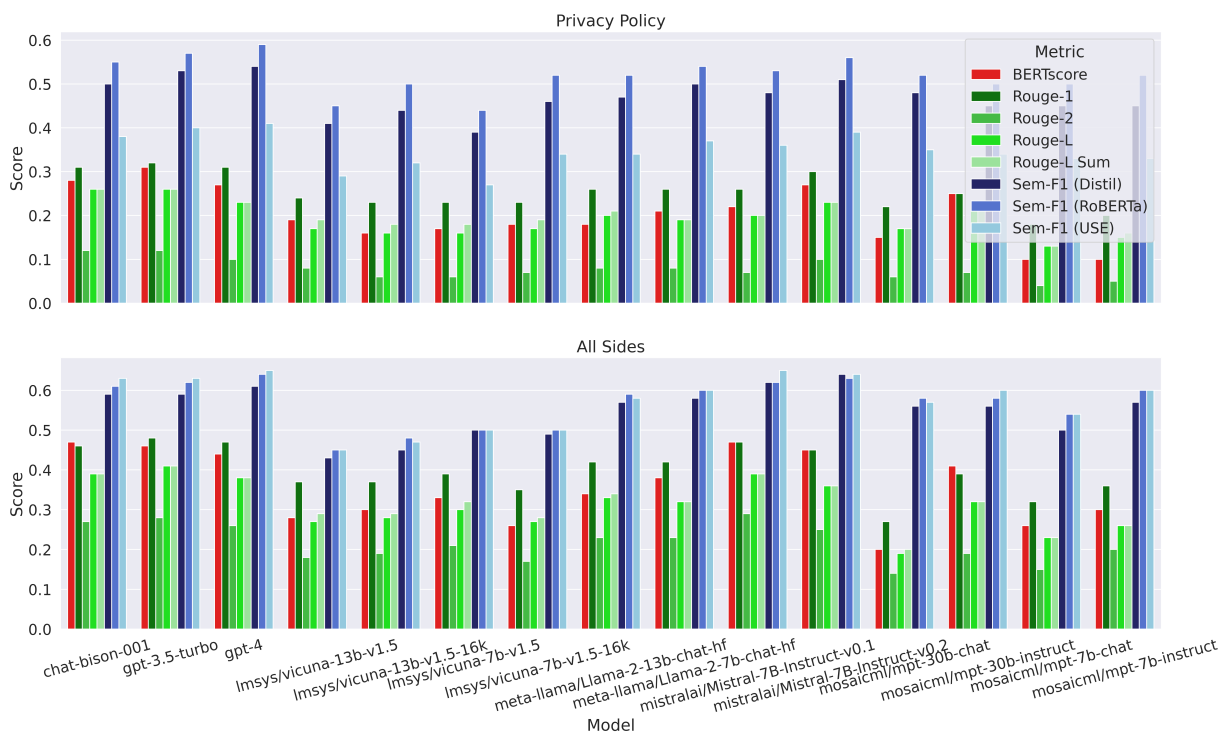


Figure 5: Best scores over each TeLER prompt level for all 15 evaluated LLMs and for each dataset. Yellow shows BERTScore, green shows ROUGE, and blue shows Sem-F1.

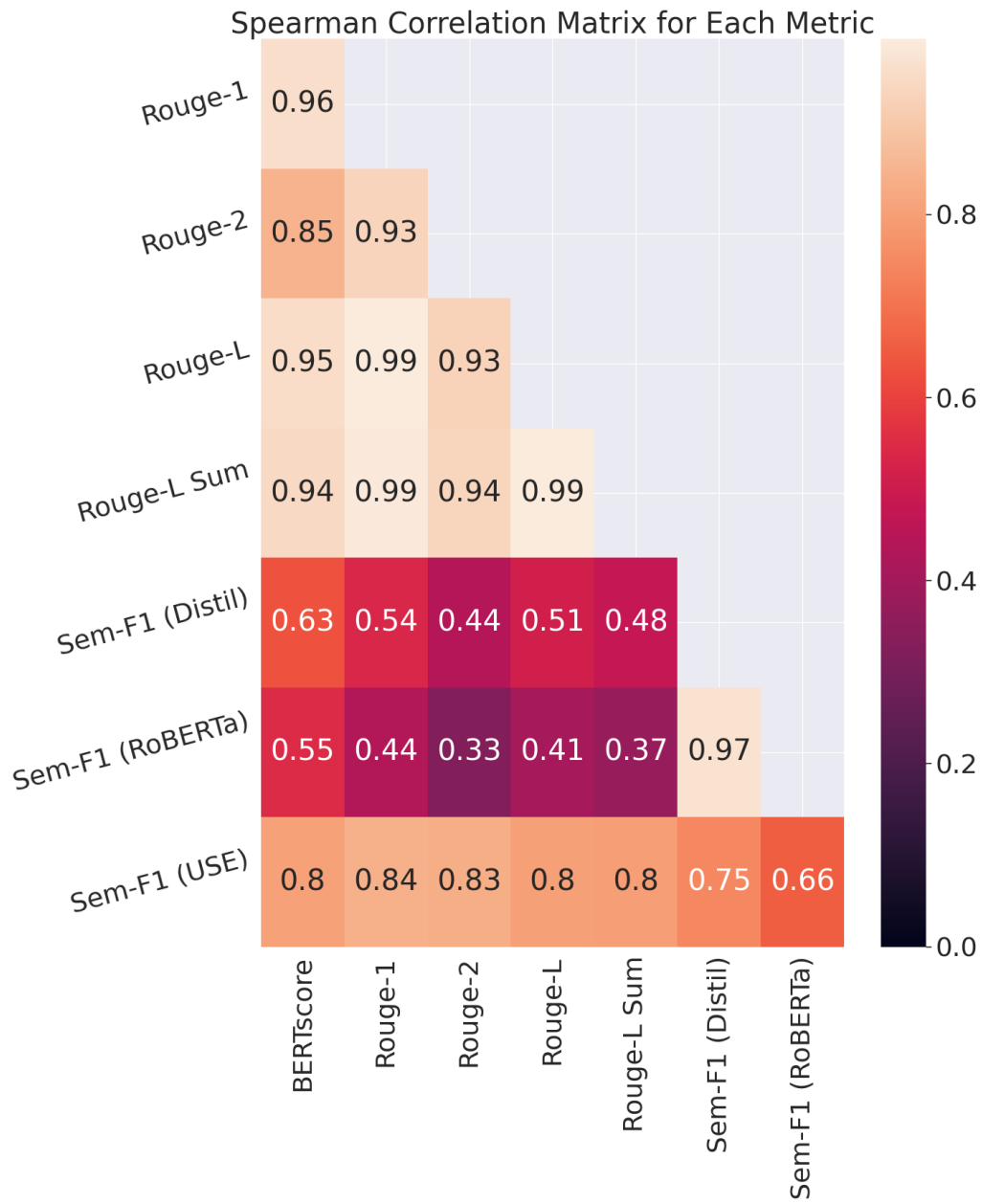


Figure 6: Correlation scores between all evaluation metrics.

Model	Dataset	Level	Sem-F1 (USE)	Sem-F1 (Distil)	Sem-F1 (RoBERTa)	R-1	R-2	R-L	R-L-Sum	BERTscore
lmsys/vicuna-13b-v1.5-16k	all_sides	0	0.25	0.3	0.3	0.16	0.07	0.12	0.13	-0.29
lmsys/vicuna-13b-v1.5-16k	all_sides	1	0.17	0.23	0.23	0.14	0.07	0.12	0.12	-0.36
lmsys/vicuna-13b-v1.5-16k	all_sides	2	0.18	0.24	0.23	0.15	0.07	0.12	0.13	-0.33
lmsys/vicuna-13b-v1.5-16k	all_sides	3	0.42	0.41	0.43	0.36	0.17	0.26	0.28	0.28
lmsys/vicuna-13b-v1.5-16k	all_sides	4	0.47	0.45	0.48	0.37	0.19	0.28	0.29	0.3
lmsys/vicuna-13b-v1.5	all_sides	0	0.24	0.29	0.28	0.17	0.08	0.13	0.14	-0.29
lmsys/vicuna-13b-v1.5	all_sides	1	0.2	0.26	0.25	0.16	0.08	0.13	0.13	-0.3
lmsys/vicuna-13b-v1.5	all_sides	2	0.42	0.41	0.42	0.36	0.17	0.26	0.28	0.28
lmsys/vicuna-13b-v1.5	all_sides	3	0.42	0.41	0.43	0.35	0.16	0.26	0.27	0.27
lmsys/vicuna-13b-v1.5	all_sides	4	0.45	0.43	0.45	0.37	0.18	0.27	0.29	0.28
lmsys/vicuna-7b-v1.5-16k	all_sides	0	0.38	0.39	0.4	0.24	0.12	0.17	0.19	-0.04
lmsys/vicuna-7b-v1.5-16k	all_sides	1	0.5	0.49	0.5	0.34	0.17	0.26	0.26	0.24
lmsys/vicuna-7b-v1.5-16k	all_sides	2	0.43	0.42	0.44	0.35	0.17	0.27	0.28	0.25
lmsys/vicuna-7b-v1.5-16k	all_sides	3	0.38	0.38	0.39	0.34	0.16	0.25	0.27	0.26
lmsys/vicuna-7b-v1.5-16k	all_sides	4	0.36	0.35	0.37	0.29	0.14	0.22	0.23	0.2
lmsys/vicuna-7b-v1.5	all_sides	0	0.32	0.33	0.34	0.18	0.08	0.13	0.15	-0.16
lmsys/vicuna-7b-v1.5	all_sides	1	0.5	0.5	0.5	0.35	0.19	0.26	0.27	0.25
lmsys/vicuna-7b-v1.5	all_sides	2	0.44	0.43	0.45	0.39	0.21	0.3	0.32	0.33
lmsys/vicuna-7b-v1.5	all_sides	3	0.4	0.39	0.41	0.34	0.17	0.26	0.27	0.28
lmsys/vicuna-7b-v1.5	all_sides	4	0.35	0.35	0.37	0.27	0.13	0.2	0.21	0.19
meta-llama/Llama-2-13b-chat-hf	all_sides	0	0.58	0.57	0.59	0.26	0.13	0.17	0.2	0.21
meta-llama/Llama-2-13b-chat-hf	all_sides	1	0.44	0.44	0.46	0.42	0.23	0.33	0.34	0.34
meta-llama/Llama-2-13b-chat-hf	all_sides	2	0.54	0.49	0.52	0.35	0.16	0.25	0.26	0.29
meta-llama/Llama-2-13b-chat-hf	all_sides	3	0.46	0.4	0.46	0.32	0.14	0.22	0.25	0.13
meta-llama/Llama-2-13b-chat-hf	all_sides	4	0.5	0.46	0.51	0.32	0.14	0.22	0.24	0.2
meta-llama/Llama-2-7b-chat-hf	all_sides	0	0.59	0.58	0.6	0.26	0.13	0.17	0.19	0.21
meta-llama/Llama-2-7b-chat-hf	all_sides	1	0.6	0.57	0.59	0.42	0.23	0.32	0.32	0.38
meta-llama/Llama-2-7b-chat-hf	all_sides	2	0.54	0.48	0.52	0.35	0.16	0.25	0.26	0.29
meta-llama/Llama-2-7b-chat-hf	all_sides	3	0.5	0.45	0.49	0.33	0.14	0.24	0.24	0.26
meta-llama/Llama-2-7b-chat-hf	all_sides	4	0.49	0.45	0.48	0.33	0.14	0.24	0.24	0.26
mistralai/Mistral-7B-Instruct-v0.1	all_sides	0	0.53	0.52	0.54	0.32	0.13	0.21	0.21	0.25
mistralai/Mistral-7B-Instruct-v0.1	all_sides	1	0.65	0.62	0.62	0.47	0.29	0.39	0.39	0.47
mistralai/Mistral-7B-Instruct-v0.1	all_sides	2	0.53	0.47	0.52	0.36	0.17	0.26	0.26	0.29
mistralai/Mistral-7B-Instruct-v0.1	all_sides	3	0.52	0.46	0.5	0.35	0.17	0.26	0.27	0.27
mistralai/Mistral-7B-Instruct-v0.1	all_sides	4	0.52	0.47	0.51	0.37	0.18	0.27	0.27	0.29
mistralai/Mistral-7B-Instruct-v0.2	all_sides	0	0.48	0.44	0.47	0.18	0.07	0.11	0.13	0.06
mistralai/Mistral-7B-Instruct-v0.2	all_sides	1	0.64	0.64	0.63	0.45	0.25	0.36	0.36	0.45
mistralai/Mistral-7B-Instruct-v0.2	all_sides	2	0.53	0.48	0.53	0.37	0.18	0.28	0.28	0.33
mistralai/Mistral-7B-Instruct-v0.2	all_sides	3	0.52	0.48	0.54	0.38	0.19	0.29	0.29	0.32
mistralai/Mistral-7B-Instruct-v0.2	all_sides	4	0.54	0.49	0.54	0.38	0.19	0.29	0.29	0.32
mosaicml/mpt-7b-chat	all_sides	0	0.41	0.41	0.44	0.25	0.11	0.17	0.18	0.14
mosaicml/mpt-7b-chat	all_sides	1	0.54	0.5	0.54	0.32	0.15	0.23	0.23	0.26
mosaicml/mpt-7b-chat	all_sides	2	0.5	0.45	0.5	0.32	0.14	0.23	0.23	0.25
mosaicml/mpt-7b-chat	all_sides	3	0.47	0.44	0.49	0.29	0.12	0.21	0.21	0.22
mosaicml/mpt-7b-chat	all_sides	4	0.5	0.46	0.5	0.31	0.14	0.23	0.23	0.23
mosaicml/mpt-7b-instruct	all_sides	0	0.59	0.57	0.6	0.28	0.2	0.23	0.24	0.25
mosaicml/mpt-7b-instruct	all_sides	1	0.6	0.56	0.59	0.36	0.18	0.26	0.26	0.3
mosaicml/mpt-7b-instruct	all_sides	2	0.52	0.46	0.5	0.28	0.12	0.2	0.2	0.18
mosaicml/mpt-7b-instruct	all_sides	3	0.49	0.44	0.48	0.27	0.11	0.18	0.19	0.14
mosaicml/mpt-7b-instruct	all_sides	4	0.53	0.5	0.53	0.28	0.15	0.2	0.22	0.17
mosaicml/mpt-30b-chat	all_sides	0	0.57	0.56	0.58	0.27	0.14	0.18	0.19	0.2
mosaicml/mpt-30b-chat	all_sides	1	0.52	0.51	0.54	0.25	0.14	0.19	0.2	0.17
mosaicml/mpt-30b-chat	all_sides	2	0.46	0.44	0.47	0.22	0.09	0.15	0.16	0.11
mosaicml/mpt-30b-chat	all_sides	3	0.44	0.42	0.47	0.2	0.08	0.14	0.15	0.07
mosaicml/mpt-30b-chat	all_sides	4	0.45	0.44	0.48	0.23	0.1	0.16	0.16	0.09
mosaicml/mpt-30b-instruct	all_sides	0	0.59	0.56	0.58	0.35	0.19	0.26	0.27	0.31
mosaicml/mpt-30b-instruct	all_sides	1	0.6	0.56	0.57	0.39	0.19	0.32	0.32	0.41
mosaicml/mpt-30b-instruct	all_sides	2	0.44	0.43	0.43	0.29	0.13	0.24	0.24	0.22
mosaicml/mpt-30b-instruct	all_sides	3	0.48	0.47	0.47	0.33	0.14	0.28	0.27	0.27
mosaicml/mpt-30b-instruct	all_sides	4	0.47	0.44	0.47	0.33	0.14	0.25	0.25	0.26
chat-bison-001	all_sides	0	0.55	0.52	0.54	0.22	0.09	0.15	0.17	0.15
chat-bison-001	all_sides	1	0.63	0.59	0.61	0.46	0.27	0.39	0.39	0.47
chat-bison-001	all_sides	2	0.5	0.46	0.49	0.35	0.16	0.26	0.26	0.28
chat-bison-001	all_sides	3	0.49	0.43	0.49	0.33	0.15	0.24	0.25	0.21
chat-bison-001	all_sides	4	0.55	0.5	0.54	0.37	0.18	0.28	0.28	0.3
gpt-3.5-turbo	all_sides	0	0.53	0.52	0.54	0.32	0.13	0.21	0.21	0.26
gpt-3.5-turbo	all_sides	1	0.63	0.59	0.62	0.48	0.28	0.41	0.41	0.46
gpt-3.5-turbo	all_sides	2	0.51	0.47	0.51	0.36	0.18	0.28	0.28	0.3
gpt-3.5-turbo	all_sides	3	0.51	0.47	0.51	0.37	0.18	0.27	0.28	0.28
gpt-3.5-turbo	all_sides	4	0.51	0.47	0.52	0.36	0.18	0.26	0.27	0.29
gpt-4	all_sides	0	0.6	0.57	0.6	0.37	0.17	0.25	0.25	0.32
gpt-4	all_sides	1	0.65	0.61	0.64	0.47	0.26	0.38	0.38	0.44
gpt-4	all_sides	2	0.58	0.51	0.56	0.41	0.2	0.29	0.29	0.33
gpt-4	all_sides	3	0.58	0.5	0.55	0.4	0.2	0.29	0.29	0.33
gpt-4	all_sides	4	0.6	0.53	0.58	0.4	0.2	0.3	0.3	0.35

Table 6: All data collected on the AllSides dataset for our finalized set of prompts

Model	Dataset	Level	Sem-F1 (USE)	Sem-F1 (Distil)	Sem-F1 (RoBERTa)	R-1	R-2	R-L	R-L Sum	BERTscore
lmsys/vicuna-13b-v1.5-16k	privacy_policy	0	0.17	0.26	0.27	0.06	0.02	0.05	0.05	-0.38
lmsys/vicuna-13b-v1.5-16k	privacy_policy	1	0.15	0.24	0.23	0.1	0.03	0.08	0.08	-0.32
lmsys/vicuna-13b-v1.5-16k	privacy_policy	2	0.25	0.37	0.41	0.19	0.05	0.14	0.15	0.1
lmsys/vicuna-13b-v1.5-16k	privacy_policy	3	0.23	0.34	0.36	0.14	0.04	0.1	0.1	-0.12
lmsys/vicuna-13b-v1.5-16k	privacy_policy	4	0.29	0.4	0.44	0.18	0.05	0.13	0.14	0.08
lmsys/vicuna-13b-v1.5	privacy_policy	0	0.2	0.29	0.3	0.07	0.02	0.05	0.06	-0.3
lmsys/vicuna-13b-v1.5	privacy_policy	1	0.19	0.29	0.29	0.11	0.04	0.09	0.09	-0.22
lmsys/vicuna-13b-v1.5	privacy_policy	2	0.25	0.37	0.41	0.2	0.06	0.14	0.16	0.14
lmsys/vicuna-13b-v1.5	privacy_policy	3	0.25	0.38	0.41	0.17	0.05	0.12	0.13	0.08
lmsys/vicuna-13b-v1.5	privacy_policy	4	0.27	0.39	0.42	0.18	0.05	0.13	0.14	0.1
lmsys/vicuna-7b-v1.5-16k	privacy_policy	0	0.22	0.32	0.33	0.06	0.02	0.04	0.05	-0.27
lmsys/vicuna-7b-v1.5-16k	privacy_policy	1	0.27	0.39	0.4	0.2	0.05	0.15	0.15	0.11
lmsys/vicuna-7b-v1.5-16k	privacy_policy	2	0.24	0.36	0.39	0.2	0.05	0.14	0.16	0.13
lmsys/vicuna-7b-v1.5-16k	privacy_policy	3	0.28	0.4	0.45	0.18	0.05	0.13	0.14	0.11
lmsys/vicuna-7b-v1.5-16k	privacy_policy	4	0.3	0.41	0.44	0.18	0.05	0.13	0.13	0.1
lmsys/vicuna-7b-v1.5	privacy_policy	0	0.21	0.31	0.31	0.06	0.02	0.04	0.05	-0.26
lmsys/vicuna-7b-v1.5	privacy_policy	1	0.25	0.37	0.39	0.17	0.05	0.12	0.13	0.06
lmsys/vicuna-7b-v1.5	privacy_policy	2	0.24	0.36	0.39	0.2	0.05	0.14	0.16	0.13
lmsys/vicuna-7b-v1.5	privacy_policy	3	0.24	0.37	0.4	0.17	0.04	0.13	0.14	0.09
lmsys/vicuna-7b-v1.5	privacy_policy	4	0.24	0.37	0.4	0.18	0.05	0.13	0.14	0.1
meta-llama/Llama-2-13b-chat-hf	privacy_policy	0	0.29	0.4	0.44	0.1	0.03	0.07	0.09	-0.07
meta-llama/Llama-2-13b-chat-hf	privacy_policy	1	0.29	0.38	0.41	0.23	0.07	0.17	0.18	0.16
meta-llama/Llama-2-13b-chat-hf	privacy_policy	2	0.3	0.41	0.46	0.18	0.05	0.13	0.14	0.11
meta-llama/Llama-2-13b-chat-hf	privacy_policy	3	0.29	0.41	0.45	0.18	0.04	0.13	0.13	0.1
meta-llama/Llama-2-13b-chat-hf	privacy_policy	4	0.28	0.39	0.43	0.16	0.04	0.11	0.12	0.07
meta-llama/Llama-2-7b-chat-hf	privacy_policy	0	0.29	0.39	0.43	0.09	0.03	0.06	0.07	-0.08
meta-llama/Llama-2-7b-chat-hf	privacy_policy	1	0.32	0.44	0.46	0.23	0.07	0.17	0.17	0.16
meta-llama/Llama-2-7b-chat-hf	privacy_policy	2	0.31	0.42	0.46	0.19	0.04	0.13	0.14	0.11
meta-llama/Llama-2-7b-chat-hf	privacy_policy	3	0.31	0.41	0.46	0.18	0.04	0.13	0.13	0.11
meta-llama/Llama-2-7b-chat-hf	privacy_policy	4	0.3	0.42	0.44	0.18	0.05	0.14	0.14	0.11
mistralai/Mistral-7B-Instruct-v0.1	privacy_policy	0	0.3	0.4	0.45	0.14	0.04	0.1	0.1	0.02
mistralai/Mistral-7B-Instruct-v0.1	privacy_policy	1	0.28	0.4	0.41	0.22	0.06	0.17	0.17	0.17
mistralai/Mistral-7B-Instruct-v0.1	privacy_policy	2	0.31	0.42	0.46	0.2	0.05	0.14	0.14	0.12
mistralai/Mistral-7B-Instruct-v0.1	privacy_policy	3	0.3	0.42	0.45	0.19	0.05	0.14	0.14	0.12
mistralai/Mistral-7B-Instruct-v0.1	privacy_policy	4	0.31	0.42	0.46	0.2	0.05	0.14	0.14	0.12
mistralai/Mistral-7B-Instruct-v0.2	privacy_policy	0	0.24	0.37	0.4	0.05	0.01	0.03	0.04	-0.17
mistralai/Mistral-7B-Instruct-v0.2	privacy_policy	1	0.33	0.45	0.48	0.24	0.09	0.19	0.19	0.21
mistralai/Mistral-7B-Instruct-v0.2	privacy_policy	2	0.31	0.41	0.47	0.21	0.05	0.15	0.15	0.15
mistralai/Mistral-7B-Instruct-v0.2	privacy_policy	3	0.31	0.42	0.47	0.21	0.05	0.14	0.15	0.14
mistralai/Mistral-7B-Instruct-v0.2	privacy_policy	4	0.31	0.43	0.47	0.21	0.06	0.15	0.15	0.15
mosaicml/mpt-7b-chat	privacy_policy	0	0.24	0.36	0.4	0.12	0.03	0.09	0.09	-0.05
mosaicml/mpt-7b-chat	privacy_policy	1	0.27	0.39	0.41	0.19	0.04	0.14	0.14	0.09
mosaicml/mpt-7b-chat	privacy_policy	2	0.26	0.39	0.43	0.18	0.03	0.12	0.13	0.08
mosaicml/mpt-7b-chat	privacy_policy	3	0.27	0.39	0.42	0.17	0.04	0.12	0.13	0.08
mosaicml/mpt-7b-chat	privacy_policy	4	0.27	0.39	0.43	0.17	0.04	0.12	0.13	0.06
mosaicml/mpt-7b-instruct	privacy_policy	0	0.32	0.43	0.47	0.13	0.04	0.09	0.1	-0.03
mosaicml/mpt-7b-instruct	privacy_policy	1	0.28	0.38	0.41	0.18	0.05	0.13	0.14	0.07
mosaicml/mpt-7b-instruct	privacy_policy	2	0.27	0.38	0.41	0.15	0.04	0.11	0.12	0.03
mosaicml/mpt-7b-instruct	privacy_policy	3	0.27	0.37	0.41	0.16	0.04	0.11	0.13	0.02
mosaicml/mpt-7b-instruct	privacy_policy	4	0.27	0.38	0.41	0.14	0.03	0.1	0.11	0
mosaicml/mpt-30b-chat	privacy_policy	0	0.29	0.41	0.45	0.12	0.04	0.08	0.09	-0.01
mosaicml/mpt-30b-chat	privacy_policy	1	0.31	0.42	0.45	0.18	0.05	0.14	0.14	0.08
mosaicml/mpt-30b-chat	privacy_policy	2	0.31	0.41	0.45	0.11	0.03	0.08	0.09	-0.02
mosaicml/mpt-30b-chat	privacy_policy	3	0.31	0.41	0.45	0.13	0.04	0.09	0.1	0
mosaicml/mpt-30b-chat	privacy_policy	4	0.31	0.42	0.45	0.14	0.04	0.11	0.11	0.02
mosaicml/mpt-30b-instruct	privacy_policy	0	0.27	0.38	0.42	0.15	0.05	0.11	0.12	0.03
mosaicml/mpt-30b-instruct	privacy_policy	1	0.28	0.38	0.4	0.22	0.06	0.18	0.18	0.21
mosaicml/mpt-30b-instruct	privacy_policy	2	0.29	0.4	0.44	0.19	0.05	0.14	0.14	0.11
mosaicml/mpt-30b-instruct	privacy_policy	3	0.28	0.4	0.44	0.19	0.05	0.14	0.15	0.11
mosaicml/mpt-30b-instruct	privacy_policy	4	0.28	0.39	0.41	0.18	0.04	0.14	0.14	0.08
chat-bison-001	privacy_policy	0	0.26	0.36	0.4	0.09	0.02	0.07	0.08	-0.1
chat-bison-001	privacy_policy	1	0.33	0.44	0.47	0.26	0.1	0.21	0.22	0.23
chat-bison-001	privacy_policy	2	0.32	0.42	0.47	0.22	0.06	0.16	0.16	0.15
chat-bison-001	privacy_policy	3	0.33	0.44	0.48	0.2	0.06	0.15	0.16	0.14
chat-bison-001	privacy_policy	4	0.33	0.44	0.48	0.22	0.07	0.17	0.17	0.16
gpt-3.5-turbo	privacy_policy	0	0.34	0.44	0.48	0.14	0.05	0.1	0.11	0.04
gpt-3.5-turbo	privacy_policy	1	0.34	0.46	0.49	0.27	0.1	0.22	0.22	0.26
gpt-3.5-turbo	privacy_policy	2	0.33	0.44	0.49	0.21	0.06	0.15	0.15	0.15
gpt-3.5-turbo	privacy_policy	3	0.34	0.44	0.49	0.22	0.07	0.16	0.16	0.16
gpt-3.5-turbo	privacy_policy	4	0.34	0.45	0.49	0.23	0.07	0.16	0.16	0.17
gpt-4	privacy_policy	0	0.31	0.42	0.47	0.13	0.04	0.09	0.1	0.01
gpt-4	privacy_policy	1	0.34	0.47	0.49	0.26	0.08	0.2	0.2	0.22
gpt-4	privacy_policy	2	0.33	0.45	0.5	0.22	0.06	0.15	0.15	0.17
gpt-4	privacy_policy	3	0.33	0.45	0.5	0.21	0.05	0.14	0.14	0.15
gpt-4	privacy_policy	4	0.34	0.46	0.5	0.22	0.06	0.15	0.15	0.17

Table 7: All data collected on the PrivacyPolicy dataset using our finalized set of prompts