

Visualizing 2×2 Normal-Form Games: twoxwogame LaTeX Package

Luke Marris
Google DeepMind
United Kingdom
marris@google.com

Ian Gemp
Google DeepMind
United Kingdom

Siqi Liu
Google DeepMind
United Kingdom

Joel Z. Leibo
Google DeepMind
United Kingdom

Georgios
Piliouras
Google DeepMind
United Kingdom

ABSTRACT

Normal-form games with two players, each with two strategies, are the most studied class of games. These so-called 2×2 games are used to model a variety of strategic interactions. They appear in game theory, economics, and artificial intelligence research. However, there lacks tools for describing and visualizing such games. This work introduces a \LaTeX package for visualizing 2×2 games. This work has two goals: first, to provide high-quality tools and vector graphic visualizations, suitable for scientific publications. And second, to help promote standardization of names and representations of 2×2 games. The \LaTeX package, `twoxwogame`, is maintained on GitHub and mirrored on CTAN, and is available under a permissive Apache 2 license.

KEYWORDS

\LaTeX , Normal-Form Games, Nash equilibrium, Game Theory, Visualization, 2×2 games

1 INTRODUCTION

Normal-form games (NFGs) are the simplest of the game representations, and 2×2 games are the simplest instantiations of NFGs. 2×2 games represent strategic interactions between two players, where each simultaneously selects one of two strategies, resulting in a payoff for each player. Despite their simplicity, such games can describe a rich variety of strategic interactions which may be: competitive (like zero-sum games), cooperative (like common-payoff games), or mixed-motive. Therefore it is not surprising they are used to model many real-world interactions.

2×2 games are ubiquitous, and their study [22] is crucial to understanding cooperation [14], competition, coordination, conflictual coordination [42], reciprocal altruism [44], incentive structures [39], social dilemmas [8], utilitarian behaviour, rational behaviour [16], and seemingly irrational behaviour [10] including framing effects [12]. As a modeling paradigm, they focus on quantifiable incentives, which they regard as the “rules of the game”, and thus the sole determinant of rational strategy. The space of 2×2 matrix games is also very rich and flexible, with many affordances for the modeler. Simply changing the outcomes associated to joint action can create very different strategic situations. The great flexibility and expressiveness of 2×2 games is why they have been used in so many different application domains, including sustainable economic policy modeling [30], social structures [2, 3, 38], foreign policies [34], pandemic responses, and environmental treaties [6, 7, 36]. 2×2 matrix games have also motivated many influential laboratory experiments on human behavior [1, 11, 35] and individual differences [37]. Since experiments where human participants play matrix games have so

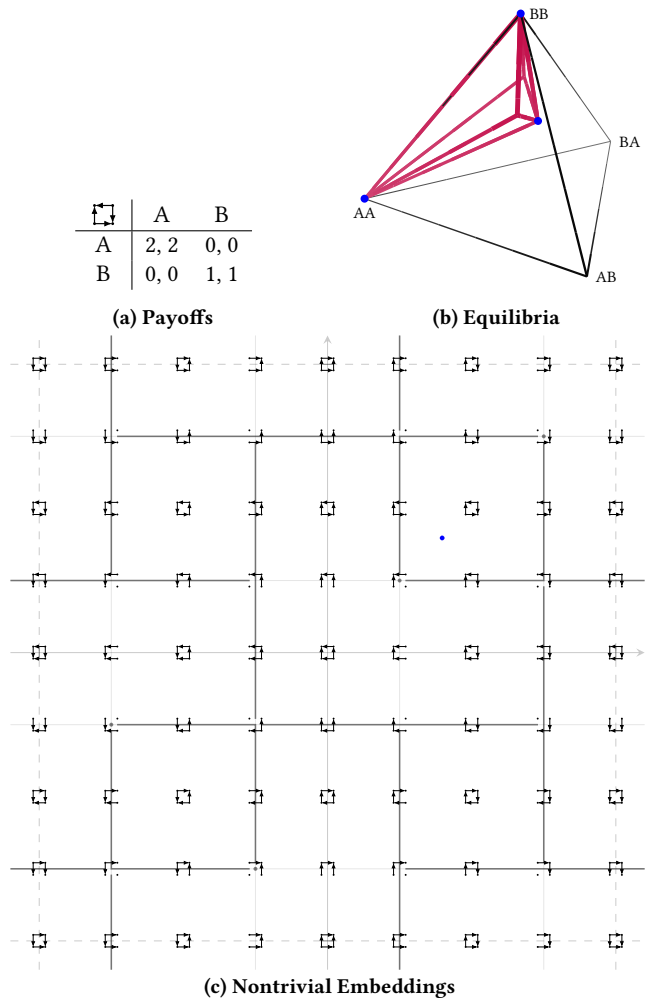


Figure 1: Example 2×2 visualizations for a coordination game produced by the `twoxwogame` package.

few free parameters and are so easy to conduct, it is not hard to ensure that different labs can implement them in a consistent fashion. This feature allows them to be used across very different settings around the world, minimizing the effect of the different labs, and thereby making it possible to focus on cross cultural differences [27]¹.

¹A method taken even further using non 2×2 games e.g. [20].








The famous 2×2 normal-form game,  Prisoner's Dilemma, has a single pure Nash equilibrium (NE), where both players defect (). Traffic Lights  has two pure NE ( and ) , one mixed NE () , and a more sensible correlated equilibrium solution ().

Figure 2: Example inline visualizations for 2×2 games, including payoffs and equilibria.

There is also extensive research concerned directly with the set of 2×2 games itself [32], including naming schemes [9], topologies [33], taxonomies [23, 43], periodic tables [17], parameterizations [19], embeddings [26], and other categorizations [4, 15, 21] of 2×2 games have been extensively studied. 2×2 games are utilized so frequently that their names have entered popular culture, for example: Chicken, Prisoner's Dilemma, Stag Hunt [38], Battle of the Sexes [25], and Matching Pennies.

2×2 games typically require 8 parameters to describe: each of the two players receives a payoff (equivalently a reward, or negative cost) for each possible joint action, of which there are $2 \times 2 = 4$. These can be easily represented as a table. However, this description is often clunky to insert inline into text, the game's properties are not immediately salient from raw numerical values, and naming such a game is not always easy. As a result, graphical representations have been developed for 2×2 ordinal games [9] and 2×2 best-response dynamics [26] (Section 3), which the `twotwogame` package implements. Representations of behaviour in 2×2 games can be described as joint of marginal distributions which can also be visualized inline (Section 4). More complex is the set of equilibria, which are polytopes for correlated equilibria and points or lines for Nash equilibria, which can both be represented on a simplex (Section 5). Finally, 2×2 games can be embedded in two dimensions [26] allowing properties to be read from a point's position on a graph (Section 6).

This work promotes a \LaTeX package, `twotwogame`, that has collections of tools and visualizations for 2×2 games. The package is developed on GitHub² and distributed on Comprehensive TeX Archive Network (CTAN)³. The goal is for these visualizations to be flexible, well-tested, and of publication quality. To this end we build upon `PGF/TikZ/PGFplots` [40, 41] for producing crisp vectorgraphics than can be inserted as figures or inline into \LaTeX . The figures produced in this paper are generated using this package. The `twotwogame` package is distributed with documentation that references all the commands available within it. Therefore the goal of this paper is not as a command reference for the package, but instead to promote and explain the package, and provide a mechanism for citing the package. Example figures produced by the package are shown in Figure 1 and Figure 2.

Furthermore, we hope that such a library will encourage some standardization of the language and visualizations we use to describe 2×2 games. Standard notation is important in many research fields. It is useful to succinctly and exactly communicate concepts. Convergence on standard ways to represent and name games is enabled by easy to use, free and open tools are available for the

community to utilize and build upon. We hope the package serves the research community in this respect.

2 BACKGROUND AND NOTATION

A normal-form game (NFG) consists of N players, $p \in \{1, \dots, N\}$, of which each has $|\mathcal{A}_p|$ pure strategies, $a_p \in \{a_p^1, \dots, a_p^{|\mathcal{A}_p|}\}$. Players play a strategy simultaneously, resulting in a joint strategy, $a = (a_1, \dots, a_N) \in \mathcal{A}_1 \times \dots \times \mathcal{A}_N$. A joint strategy, $a \in \mathcal{A}$, results in a payoff for each player, defined by a payoff function, $G_p(a) = G_p(a_1, \dots, a_N)$. In the most general case, the payoff function is a table (sometimes called a payoffs⁴ tensor, G) consisting of $N \prod_p |\mathcal{A}_p| = N|\mathcal{A}|$ entries. Sometimes we consider each player's payoff tensor separately, G_p , which each consisting of $\prod_p |\mathcal{A}_p|$ entries. An element of this tensor can be retrieved via the strategy parameters, $G_p(a_1^A, a_2^B, \dots)$, or defined directly as a scalar, $g_p^{AB\dots}$.

Players need not play deterministically, they may randomize over their strategies. Doing so is called playing a mixed strategy and is defined by the marginal probability distribution, $\sigma_p(a_p) \in \Delta^{|\mathcal{A}_p|-1}$, where Δ is a probability simplex. In this case a player receives a payoff, $g_p^\sigma = G_p(\sigma_1(a_1), \dots, \sigma_N(a_N)) = \sum_{a \in \mathcal{A}} \sigma_p(a_1) \dots \sigma_p(a_N) G_p(a_1, \dots, a_N)$. Furthermore, players could coordinate their play, allowing them to play a joint mixed strategy, $\sigma(a) \in \Delta^{|\mathcal{A}|-1}$. This results in a payoff $g_p^\sigma = G_p(\sigma(a)) = \sum_a \sigma(a) G_p(a)$. Note that mixed strategies are a subset of joint mixed strategies because $\sigma(a) = \otimes_p \sigma_p(a_p)$.

2.1 Properties of Normal-Form Games

Researchers are interested in studying how rational payoff-maximizing players behave in NFGs. One concept is the best-response which is the set of best strategies a player should take in response to other players' strategies.

$$\mathcal{A}_p^{\text{BR}} = \arg \max_{a'_p} \sum_{a_{-p}} \sigma(a_{-p}) G_p(a'_p, a_{-p}) \quad (1)$$

As well as best-responses, researchers are interested in solutions that are stable: ones where no player has any incentive to unilaterally deviate. There are a number of different ways of defining stability. Often such classes of solutions are known as equilibria. The simplest definition of an equilibrium is the coarse correlated equilibrium (CCE) [18, 28] which is defined for coordinated play using a set of linear inequality constraints, $\forall p \in [1, N], a'_p \in \mathcal{A}_p$, where a'_p are candidate deviation strategies.

$$\sum_a \sigma(a) \left(G_p(a'_p, a_{-p}) - G_p(a) \right) \leq 0 \quad (2)$$

A related concept call correlated equilibrium (CE) is equivalent to CCEs in games with only two strategies.

The most well known solution concept for decentralized play is the Nash equilibrium (NE) [29]. It is the same as CCE, with the additional constraint that the joint must factorize.

$$\sum_a \left(\otimes_p \sigma_p(a_p) \right) \left(G_p(a'_p, a_{-p}) - G_p(a) \right) \leq 0 \quad (3)$$

²<https://github.com/google-deepmind/twotwogame>

³<https://www.ctan.org/pkg/twotwogame>

⁴We use plural, "payoffs" when referring to all players' payoffs, (G_1, \dots, G_N) , and singular "payoff" when referring to a single player's payoff, G_p .

G	A	B
A	a, e	b, f
B	c, g	d, h

(a) Payoffs

σ	A	B
A	a	b
B	c	d

(b) Joint

Figure 3: Arguments for payoffs and joint commands. Typically a command is called with `\payoffscmd{a}{b}{c}{d}{e}{f}{g}{h}` or `\jointcmd{a}{b}{c}{d}`.

These constraints always result in a nonempty set of equilibria. These sets are invariant to certain transformations of the payoffs, including affine transformations. Additionally, permutation of strategies, and players results in equivalent games. Exploiting these invariances allows defining game embeddings [26].

2.2 2x2 Games

A 2x2 game is an NFG with two players ($N = 2, p = \{1, 2\}$), each with two actions ($|\mathcal{A}_1| = |\mathcal{A}_2| = 2$). A 2x2 game has a payoffs tensor, $G = (G_1, G_2)$, with $4 + 4 = 8$ entries.

A subclass of commonly studied 2x2 games are ordinal games [31] which have payoff tensors consisting of only integers, $\{1, 2, 3, 4\}$, each of which occurs only once, $(g_p^{AA}, g_p^{AB}, g_p^{BA}, g_p^{BB}) = \text{perm}[(1, 2, 3, 4)]$. In a partial ordinal game entries can be repeated, $G_p(a) \in \{1, 2, 3, 4\}$. There are $4! \times 4! = 576$ ordinal games, 144 up to strategy permutation invariance, and 78 up to additionally player invariance. There are 726 partial ordinal games [13], up to strategy and player invariances. Any 2x2 game can be mapped to a partial ordinal game by considering the order of the elements in the payoff. Therefore partial ordinal games can also be considered “classes” of games.

Another equivalence class of 2x2 games, introduced in [5] and [26], is defined in terms of equilibria and best-response dynamics of games. This results in 81 classes of games, or 15 up to permutation invariance. Additionally, the embeddings of these games can be visualized in two dimensions.

3 PAYOFF GRAPHS

The `twotwogame` package contains commands that produce graph representation of 2x2 games. These most commonly operate directly on the elements in the payoff. The arguments to the commands are on the flattened payoffs: starting with the row player, row-major, then for the column player, row-major (Figure 3).

3.1 Partial-Ordinal Graphs

Visualizing an ordinal game as a graph is simple: with the elements of the payoff matrix as nodes, trace edges from the lowest to highest payoff to form a directed graph. This can be done separately for each player (Figure 4a). This approach has appeared previously in the literature [9].

For partial ordinal games, where elements of the payoff may have equal values, the graphing rules are more complex. In this case, split elements of the payoff into sets with equal payoff. Then all elements of each set point to all elements of the next set with increasing payoff (Figure 4b). This approach is invented by this package.

	A	B
A	1, 1	2, 3
B	3, 4	4, 2

(a) Ordinal

	A	B
A	1, 1	1, 2
B	2, 2	2, 3

(b) Partial Ordinal

Figure 4: Example graphs for (partial) ordinal games. The row player’s preference order is given by the black arrow and the column player’s preference is given by the gray arrow.

Table 1: Examples for representing the order of payoffs in 2x2 games using the `\ordgraph` command.

Command	Output
<code>\ordgraph{1}{-1}{-1}{1}{-1}{1}{1}{-1}</code>	
<code>\ordgraph{1}{-1}{-1}{1}{1}{1}{-1}{1}</code>	
<code>\ordgraph{1}{3}{0}{2}{1}{0}{3}{2}</code>	
<code>\ordgraph{.9}{.5}{.1}{.9}{.2}{.7}{.6}{1}</code>	

Figure 5: Example best-response graphs [26]. No colour is necessary to disambiguate the players because vertical edges are the row player and horizontal edges are the column player.

Any NFG can be converted to a partially ordinal game by considering the partial order of the payoff elements. The resulting game retains many of the properties of the original game. Therefore NFGs with arbitrary payoffs can be sensibly visualized with such graphs, and properties such as equilibria, dominant strategies, player preferences can be directly and intuitively read from them.

These graphs can be produced by the `twotwogame` package using the `\ordgraph` command which takes 8 numerical arguments. Importantly, this command can be inserted inline to text. For example, we can use this command to prefix common 2x2 games: `\MP` Matching Pennies, `\C` Coordination, or `\PD` Prisoner’s Dilemma. See Table 1 for further example usage. A variety of optional arguments control the colors, offsets, and styles of the graphs (described in the documentation bundled with the package).

3.2 Best-Response Graphs

A similar graph representation can be produced by just considering the best-responses to the other player’s strategy [26]. A directed edge indicates the preferred strategy a player should choose. If a player is indifferent between two strategies, the edge is omitted. Vertical edges correspond to the row player’s preference in response fixed column player strategies, and the horizontal edges correspond to column player’s preference in response to fixed row player strategies (Figure 5).

These graphs can be produced by the `twotwogame` package using the `\brgraph` command which takes 8 numerical arguments. For example, we can use this command to prefix common 2x2

Table 2: Examples of representing the best-response dynamics of 2×2 games using the `\brgraph` command.








Command	Output
<code>\brgraph{1}{-1}{-1}{1}{-1}{1}{1}{-1}</code>	
<code>\brgraph{1}{-1}{-1}{1}{1}{-1}{-1}{1}</code>	
<code>\brgraph{1}{3}{0}{2}{1}{0}{3}{2}</code>	
<code>\brgraph{.9}{.5}{.1}{.9}{.2}{.7}{.6}{1}</code>	

Table 3: Examples of finding best-response names of 2×2 games using the `\brname` command.

Command	Output
<code>\brname{1}{-1}{-1}{1}{-1}{1}{1}{-1}</code>	Cycle
<code>\brname{1}{-1}{-1}{1}{1}{-1}{-1}{1}</code>	Coordination
<code>\brname{1}{3}{0}{2}{1}{0}{3}{2}</code>	Dominant
<code>\brname{.9}{.5}{.1}{.9}{.2}{.7}{.6}{1}</code>	Samaritan






games:  Matching Pennies,  Coordination, or  Prisoner’s Dilemma. See Table 2 for further example usage. A variety of optional arguments control the colors, offsets, and styles of the graphs (described in the package documentation).

There are only a finite number of such graphs, and after removing redundant graphs that are equivalent under permutation, it results in 15 equivalence classes. Each of these equivalence classes is named in [26]. The `twotwogame` package provides a command for retrieving the game of any 2×2 games (Table 3).

4 DISTRIBUTION GRAPHS

Most commonly, the behaviour of players if the goal of studying games. This behaviour may be stochastic and therefore is best described through probability distributions. If behaviour is uncoordinated (like in a Nash equilibrium), marginal distributions are the best way to describe actions of players. However if play is coordinated joint or conditional distributions may be a better option. These can be represented in a table, however shaded visualizations of distributions are a useful and succinct way of representing player behaviour (Table 4). The `twotwogame` package provides commands for visualizing marginal, joint, and conditional distributions.

Table 4: Examples of inline distribution commands used to visualize 2×2 distributions.

Command	Output
<code>\jointgraph{.4}{.3}{.1}{.2}</code>	
<code>\rowcondgraph{.4}{.3}{.1}{.2}</code>	
<code>\colcondgraph{.4}{.3}{.1}{.2}</code>	
<code>\marginalgraph{.4}{.3}{.1}{.2}</code>	
<code>\jmggraph{.4}{.3}{.1}{.2}</code>	

5 EQUILIBRIA

There are many solution concepts for games, but perhaps the most ubiquitous are equilibria concepts: distributions of play where no player is incentivized to unilaterally deviate. These solutions are guaranteed to exist, but there may be many for each game.

The `twotwogame` package provides vector graphic visualizations of the set of equilibria of any 2×2 game. In order to visualize the equilibria of 2×2 games we need to visualize the mixed joint strategy space, $\sigma(a) \in \Delta^3$, of 2×2 games. This lives on the 3-simplex which can be visualized using four points in 3D space. Choose equally spaced points for each of the four pure joint strategies. Then any convex combination of these four points represents all valid mixed joint strategies. This results in a tetrahedron of valid points in Cartesian coordinates.

(Coarse) Correlated Equilibria ((C)CEs) are convex polytopes within the simplex. The polytopes are defined directly from the definition of the (C)CE (Equation (2)), and the edges of the polytope are represented by lines in the visualization. Nash equilibria (NEs) of a game are either isolated points, a continuum of dashed lines, or a manifold. NEs are a subset of (C)CEs, whose joints factorize, so should appear within or on the boundary of the (C)CE polytope. Figure 6 shows the set of equilibria of four example 2×2 games.

These figures are produced directly in \LaTeX which means a) the graphs use vector graphics so are natively high resolution, and b) the font style and size is shared with the surrounding document. Furthermore, care has also been taken to use perspective to aid comprehension.

6 EMBEDDINGS

Previous work [26] introduced a game theoretic equilibrium-invariant embedding: a lower dimensional description of a normal-form game that preserves its set of equilibria. For the particular case of 2×2 games, only two variables are required, and therefore can be visualized in two dimensions. A game can be plotted on this space with a single point, or many games can be plotted as a point cloud. Properties of a game may be represented with a heatmap over the space of 2×2 games (for example, Figure 7). These visualizations can be produced using the `\nontrivialembdding` command.

7 CONTRIBUTING

The project is maintained on GitHub⁵ under the Apache 2 license and contributions are welcome. If you would like to contact us regarding anything related to `twotwogame`, please create an issue on GitHub so that the team is notified. It is especially important to communicate with the maintainers before embarking on large contributions to ensure your time is used most productively.

8 CONCLUSION

The `twotwogame` \LaTeX package is a collection of commands for visualizing 2×2 normal-form games. We hope that the provision of professional and standardized visualizations will help researchers communicate their findings more succinctly and precisely. Furthermore, we hope such tools will help standardize terminology.

REFERENCES

- [1] James Andreoni and John H Miller. 1993. Rational cooperation in the finitely repeated prisoner’s dilemma: Experimental evidence. *The economic journal* 103, 418 (1993), 570–585.
- [2] Cristina Bicchieri. 2005. *The Grammar of Society: The Nature and Dynamics of Social Norms*. Cambridge University Press. <https://doi.org/10.1017/CBO9780511616037>

⁵<https://github.com/google-deepmind/twotwogame>

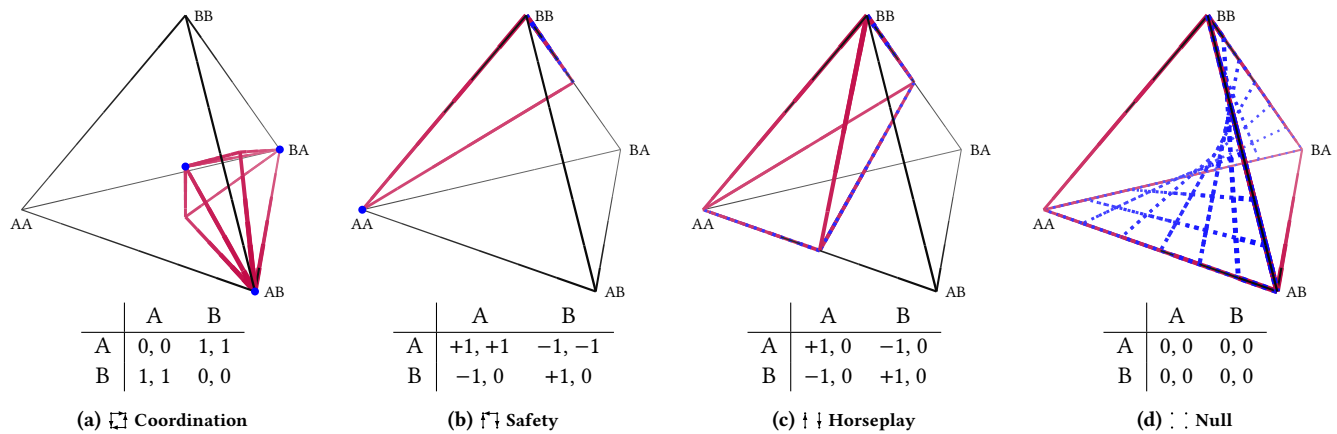


Figure 6: (C)CE polytopes (purple) and NE (blue) in four example 2×2 games. The visualization uses native \LaTeX libraries and therefore is high resolution and respects the style of the surrounding document.

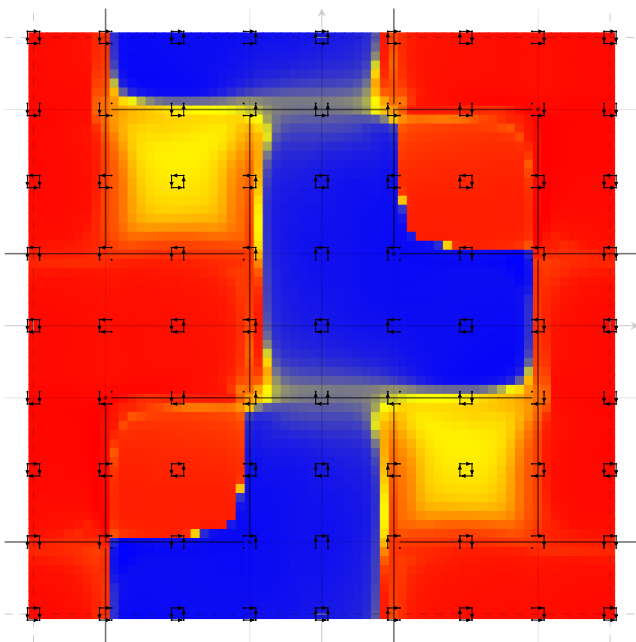


Figure 7: Example heatmap embedding visualizations of non-trivial games. Data from [24].

[3] K.G. Binmore and E.P.E.K. Binmore. 1994. *Game Theory and the Social Contract: Just playing*. MIT Press.

[4] Mikael B ors, Tobias W angberg, Tom Everitt, and Marcus Hutter. 2022. Classification by decomposition: a novel approach to classification of symmetric 2×2 games. *Theory and Decision* 93, 3 (01 Oct 2022), 463–508. <https://doi.org/10.1007/s11238-021-09850-z>

[5] P.E.M. Borm. 1987. A classification of 2×2 bimatrix games. *Cahiers du Centre d’Etudes de Recherche Op rationnelle* 29, 1-2 (1987), 69–84. Pagination: 16.

[6] Simina Br nzei, Nikhil Devanur, and Yuval Rabani. 2021. Proportional dynamics in exchange economies. In *Proceedings of the 22nd ACM Conference on Economics and Computation*. 180–201.

[7] Michele Breton, Georges Zaccour, and Mehdi Zahaf. 2006. A game-theoretic formulation of joint implementation of environmental projects. *European Journal of Operational Research* 168, 1 (2006), 221–239.

[8] Bryan Bruns and Christian Kimmich. 2021. Archetypal games generate diverse models of power, conflict, and cooperation. *Ecology and Society* 26 (2021). Issue 4.

[9] Bryan Randolph Bruns. 2015. Names for Games: Locating 2×2 Games. *Games* 6, 4 (2015), 495–520. <https://doi.org/10.3390/g6040495>

[10] Colin F Camerer. 1997. Progress in behavioral game theory. *Journal of economic perspectives* 11, 4 (1997), 167–188.

[11] Russell Cooper, Douglas V DeJong, Robert Forsythe, and Thomas W Ross. 1996. Cooperation without reputation: Experimental evidence from prisoner’s dilemma games. *Games and Economic Behavior* 12, 2 (1996), 187–218.

[12] Carsten KW De Dreu and Christopher McCusker. 1997. Gain–loss frames and cooperation in two-person social dilemmas: A transformational analysis. *Journal of personality and social psychology* 72, 5 (1997), 1093.

[13] Niall M. Fraser and D. Marc Kilgour. 1986. Non-strict ordinal 2×2 games: A comprehensive computer-assisted analysis of the 726 possibilities. *Theory and Decision* 20, 2 (01 Mar 1986), 99–121. <https://doi.org/10.1007/BF00135087>

[14] David Gauthier. 1986. *Morals by Agreement*. Oxford, GB: Oxford University Press.

[15] Fabrizio Germano. 2006. On some geometry and equivalence classes of normal form games. *International Journal of Game Theory* 34, 4 (01 Nov 2006), 561–581. <https://doi.org/10.1007/s00182-006-0033-6>

[16] H. Gintis. 2014. *The Bounds of Reason: Game Theory and the Unification of the Behavioral Sciences - Revised Edition*. Princeton University Press.

[17] David Goforth and David Robinson. 2005. *Dynamic Periodic Table of the 2×2 Games: User’s Reference and Manual*.

[18] James Hannan. 1957. Approximation to Bayes risk in repeated play. *Contributions to the Theory of Games* 3 (1957), 97–139.

[19] Richard J. Harris. 1969. A Geometric Classification System for 2×2 Interval-Symmetric Games. *Behavioral science* 14, 2 (Mar 01 1969), 138. <https://www.proquest.com/scholarly-journals/geometric-classification-system-2-x-interval/docview/1301271952/se-2> Last updated - 2013-02-24.

[20] Joseph Henrich, Robert Boyd, Samuel Bowles, Colin Camerer, Ernst Fehr, Herbert Gintis, Richard McElreath, Michael Alvard, Abigail Barr, Jean Ensminger, et al. 2005. “Economic man” in cross-cultural perspective: Behavioral experiments in 15 small-scale societies. *Behavioral and brain sciences* 28, 6 (2005), 795–815.

[21] Alvaro Francisco Huertas-Rosero. 2003. A Cartography for 2×2 Symmetric Games. *CoRR* cs.GT/0312005 (2003). <http://arxiv.org/abs/cs/0312005>

[22] Harold Kelley, John Holmes, Norbert Kerr, Harry Reis, Caryl Rusbult, and Paul Lange. 2002. An Atlas of Interpersonal Situations. (01 2002). <https://doi.org/10.1017/CBO9780511499845>

[23] D. Marc Kilgour and Niall M. Fraser. 1988. A taxonomy of all ordinal 2×2 games. *Theory and Decision* 24 (1988), 99–117.

[24] Siqi Liu, Luke Marris, Georgios Piliouras, Ian Gemp, and Nicolas Heess. 2024. NfgTransformer: Equivariant Representation Learning for Normal-form Games. In *The Twelfth International Conference on Learning Representations*. <https://openreview.net/forum?id=4YESQqllys7>

[25] R Duncan Luce and Howard Raiffa. 1957. *Games and decisions: Introduction and critical survey*. Courier Corporation.

[26] Luke Marris, Ian Gemp, and Georgios Piliouras. 2023. Equilibrium-Invariant Embedding, Metric Space, and Fundamental Set of 2×2 Normal-Form Games. arXiv:2304.09978 [cs.GT] <https://arxiv.org/abs/2304.09978>

- [27] Charles G McClintock and Steven P McNeel. 1966. Cross cultural comparisons of interpersonal motives. *Sociometry* (1966), 406–427.
- [28] Hervé Moulin and J-P Vial. 1978. Strategically zero-sum games: the class of games whose completely mixed equilibria cannot be improved upon. *International Journal of Game Theory* 7, 3-4 (1978), 201–221.
- [29] J.F. Nash. 1951. Non-cooperative Games. *Annals of Mathematics* 54, 2 (1951), 286–295.
- [30] E. Ostrom, R. Gardner, J. Walker, and J. Walker. 1994. *Rules, Games, and Common-pool Resources*. University of Michigan Press.
- [31] A. Rapoport and M. Guyer. 1966. A taxonomy of 2x2 games. *General Systems* 11 (1966), 203–214.
- [32] Anatol Rapoport, Melvin Guyer, and David G Gordon. 1976. *The 2 X 2 game*. University of Michigan Press Ann Arbor. x, 461 p. : pages.
- [33] David Robinson and David Goforth. 2005. *The Topology of the 2x2 games: A New Periodic Table*. <https://doi.org/10.4324/9780203340271>
- [34] T.C. Schelling. 1966. *Arms and influence*. Yale University Press.
- [35] David Schmidt, Robert Shupp, James M Walker, and Elinor Ostrom. 2003. Playing safe in coordination games: the roles of risk dominance, payoff dominance, and history of play. *Games and Economic Behavior* 42, 2 (2003), 281–299.
- [36] Josef Schosser. 2022. Fairness in the use of limited resources during a pandemic. *Plos one* 17, 6 (2022), e0270022.
- [37] Kennon M Sheldon. 1999. Learning the lessons of tit-for-tat: Even competitors can get the message. *Journal of Personality and Social Psychology* 77, 6 (1999), 1245.
- [38] B. Skyrms. 2004. *The Stag Hunt and the Evolution of Social Structure*. Cambridge University Press.
- [39] Robert Sugden. 1986. *The Economics of Rights, Co-operation and Welfare*. Springer.
- [40] PGF/Tikz Team. 2021. *PGF: Create PostScript and PDF graphics in TEX*. <https://github.com/pgf-tikz/pgf>
- [41] PGFplot Team. 2021. *PGFplot: pgfplots – Create normal/logarithmic plots in two and three dimensions*. <https://github.com/pgf-tikz/pgfplots>
- [42] Peter Vanderschraaf. 2018. *Strategic justice: Convention and problems of balancing divergent interests*. Oxford University Press.
- [43] Bernard Walliser. 1988. A simplified taxonomy of 2×2 games. *Theory and Decision* 25, 2 (01 Sep 1988), 163–191. <https://doi.org/10.1007/BF00134158>
- [44] Gerald S. Wilkinson. 1984. Reciprocal food sharing in the vampire bat. *Nature* 308, 5955 (01 Mar 1984), 181–184. <https://doi.org/10.1038/308181a0>