

# Using text embedding models and vector databases as text classifiers with the example of medical data

Rishabh Goel

Monta Vista High School

September 2023

## Abstract

The advent of Large Language Models (LLMs) is promising and has found application in numerous fields, but as it often is with the medical field, the bar is typically quite high [5]. In tandem with LLMs, vector embedding models and vector databases provide a robust way of expressing numerous modes of data that are easily digestible by typical machine learning models. Along with the ease of adding information, knowledge, and data to these vector databases, they provide a compelling reason to apply them in numerous fields where the task of retrieving information is typically done by humans. Researchers at Google have developed a clear alternative model, Med-PaLM [6] specifically designed to match a clinician's level of accuracy when it comes to medical knowledge. When training classifiers, and developing models, it is imperative to maintain factuality and reduce bias [4]. Here, we explore the use of vector databases and embedding models as a means of encoding, and classifying text with the example and application in the field of medicine. We show the robustness of these tools depends heavily on the sparsity of the data presented, and even with low amounts of data in the vector database itself, the vector database does a good job at classifying data [9]. Using various LLMs to generate the medical data, we also understand the limitations of the medical knowledge of these models and encourage further expert medical review of our testing data. By using vector databases to classify a clinician's notes on a patient presented with a certain ailment, we understand the limitations of such methods, but also the promise of their prospective use and with continued testing and experimentation, hope to explore a unique use case of vector databases and embedding models.

# 1 Methods

## 1.1 Vector Database

The information language provides is most intuitive to humans but oftentimes many Artificial Intelligence (AI) schemes fail to utilize its full potential. We presented the potential use of a vector database and its use as a text classifier with the example of medical notes. In order to understand this further, it is important to understand the constant of the experiment and the workings of a vector database.

A vector database is a method of storing many vectors or lists of numbers. The vector database used in this use case was the Pinecone vector database. The decision to use the Pinecone vector database was due to familiarity with the interface as well as its status as an industry leader in vector databases. Since Pinecone's vector database represents the industry leader, the tests conducted on it can be considered as a general status on vector databases. The information of each vector that is upserted onto the vector database is as follows: id, metadata, values. The id is just a tag on the vector which differentiates it with other vectors that may have the same values. The metadata acts as a categorical label on the vector. The metadata field was used to classify which ailment a certain vector corresponds to. The final parameter is the value of the vector itself i.e. the numbers that are associated with the vector.

The querying of the vector database acts as the classification process. To query the database, one sends to the vector database a vector (or list of vectors) and in return gets a vector that is most similar to the one sent to the vector database. Along with the values of the vector that is returned, the id, metadata, and a new metric, the score is returned. The score is a cosine similarity between the vectors sent; the angle between the vectors in the n-dimensional space of the vectors. The closer the score is to one means that the  $\cos(\text{angle between vectors}) \rightarrow 1$  which means the *angle between the two vectors*

must approach 0. This entails that the closer a score is to 1, the more confident the vector database is that the two vectors presented are similar. This metric is paramount to the machine learning task of text classification, as we now have a numerical value to represent the confidence of the vector database, which is later used as a threshold for confusion matrices to determine the efficacy of the vector database with various amounts of data.

## 1.2 Vector Embeddings

Even though the abilities of AI to process language has been improving with time, this does not eliminate the need for numerical representation of textual data. A vector embedding is a numerical representation of any type of data. In this context, we have used text embedding (which converts text data into numerical data). Each portion of text is digested into a vector with a dimensionality of 1536 in the case of OpenAI's text-embedding-ada-002 model and 768 in the case of Google's textembedding-gecko@001. The length of the text is up to the user however the more text there is, the less information is encoded into each number. In this context, we have created one embedding per generation of data. Each generation of data has a maximum of 500 tokens with each token being two to three words. Data generation is discussed further in the Dataset section of this article.

Since the majority of the text classification happens at the text embedding stage of the process, the embedding model used to classify the text is varied. We have opted for OpenAI's text-embedding-ada-002 model and Google's VertexAI's textembedding-gecko@001. The two models differ in dimensionality as mentioned above and lower dimensionality corresponds to less information being stored. Having multiple text embedding models allows us to assess how dimensionality impacts performance. Both OpenAI and Google represent state-of-the-art embedding models and so the results acquired from these models can be considered representative of the performance of text embedding models in general. However, there are numerous different types of text embeddings such as Sentence

Transformers. We have opted not to test these due to there being a lack of a state-of-the-art model to use; however in the future, use of these different embedding models can provide insight into better methods of embedding medical data.

Once the text embedding model has embedded the text, the vector database then performs the similarity search on this vector. Another factor that we are assessing is the ability of these embedding models to act as appropriate converters of textual data to numerical data. Along with the abilities of the vector database to classify data, it is important that the embedding model encodes this data in such a way that the true meaning behind the data is decipherable. The reasoning behind this is that if the embeddings provided to the vector database do not truly represent the data that the text represents, then regardless of how effective vector databases are at classifying text, it will be more difficult to classify text simply because the vector embedding model has done a poor job at encapsulating a chunk of text's meaning.

### 1.3 Framework

The nature of this study is driven very much by the nature of the code we have written and therefore it is important to discuss the way we have decided to structure the process in which we test the vector databases and the vector embeddings model.

We begin by treating the vector database as a knowledge base. Here the vector database for each particular ailment will contain what is considered to be the correct medical knowledge and was prompted to include observable symptoms of a particular ailment as well as a potential sample or ranges of tests as well as expected abnormalities. The classification task we are trying to solve here is the abilities of vector databases and vector embedding models to act as adequate text classifiers. So in order to accommodate this, we need a labeled dataset that is correct in order for the vector database and the embedding model to use as its standard. For this reason, the vector database stores the vectors that are supposed to be the "ground truths" in this situation which correspond to the correct medical classification. In order to query and get results, we

have a list of notes or test results that may commonly be found as a result of an examination by a clinician. These are then compared with the ground truth values in the vector database and the vector database will return a vector that the similarity search has evaluated to be the most similar. The metadata that is tied to this vector (since the values are only used for classification purposes but do not tell us which ailment it corresponds to) is used to determine which ailment has been selected and the classification decision of the vector database.

### 1.4 Dataset

In medical fields, the accuracy of information is paramount. Along with accuracy of the information, it is important that the information presented is without bias [7] and is fair. These measures are taken to ensure the integrity of the medical field and ensure the ability for further research into the use of AI in the medical field. We acknowledge that our method of generating medical ground truths through LLMs is unconventional and may be slightly inconsistent with accepted medical knowledge. However, with the emergence of LLMs that specialize in the medical field and acting as a source of medical knowledge such as Google's Med-PaLM which is comparable to human clinicians in some fields, such LLMs and models could generate data that is in agreement with accepted medical knowledge [1]. Due to constraints with availability of data that can sufficiently provide accurate test results for particular ailments as well as a comprehensive observable symptom list, we have opted for the generation of this data. This generation of data also allows for another parameter for us to tweak which is the LLM being used to generate the data itself. As a result we have used 3 models for data generation: OpenAI's gpt-3.5-turbo, Meta's LLaMA 2 70b-chat [10], and Google's flan-t5-xl [2]. Further explanation of how the issues raised from data generation are mitigated is discussed later.

Ailment	glaucoma	jaundice	cyanosis	psoriasis	conjunctivitis	scoliosis	skin cancer	gingivitis
gpt-3.5 queries	135	100	115	127	136	127	145	117
flan-t5 queries	200	200	200	200	200	200	200	200
LLaMA A queries	121	157	124	129	135	116	100	130
Total	456	457	439	456	471	443	445	447

**Figure 1: Number of queries per LLM per ailment**

We conduct the test on 8 ailments them being; glaucoma, jaundice, cyanosis, psoriasis, conjunctivitis, scoliosis, skin cancer, gingivitis. Each ailment has one in the vector database. Since the vector in the vector database is acting as the ground truth of medical knowledge, there does not need to be a large amount of vectors and instead each vector is generated with text that was prompted to be comprehensive and with a maximum token size of 500. The number of queries per ailment is far higher but with shorter text at only a maximum of 50 tokens per query. A high amount of data allows for a high amount of testing for each of the ailments. However, the time to generate queries is quite large and so the maximum number of queries per ailment is fairly low. The individual queries are designed to have a low amount of data in them, in order to really test the capabilities of the embedding model and the vector database and their ability to classify the vector in a fashion that preserves meaning. This also means that the vector database will misclassify vectors more often but this situation mimics the reality more. A clinician will often not have a full comprehensive list of specifically the symptoms that are associated with a specific disease and so having a large amount of variation in data is good for maintaining reality during the testing process.

When querying the vector database and getting results using the textembedding-gecko@001 model, due to API request limits, in order to get results in a

reasonable amount of time and energy, we had to truncate the number of queries that were generated per LLM. The new number of queries is given by the following equations:

$$L_{a,1} = \lfloor \frac{L_{a,0}}{3} \rfloor \quad L_{a,1} = \lfloor \frac{L_{a,0}}{5} \rfloor$$

Where  $L_{a,1}$  is an LLM with ailment  $a$  using textembedding-gecko@001 and  $L_{a,0}$  is an LLM with ailment  $a$  using text-embedding-ada-002. The first equation is for truncating the data generated by gpt-3.5-turbo and LLaMA 2 70b-chat because they had much less data and the second equation is for truncating the data generated by google-flan-t5-xl.

It is important when discussing the generation of data to also mention the prompt engineering of the generation process. We treat the prompts as constant as we do not want much variance in how the model structures its response but we do want variance in the data that is generated itself. Since the vector database acts as the ground truth for medical knowledge, we have made this part of the prompt the most comprehensive and inclusive. The prompt for generating the ground truths for LLaMA 2 70b-chat and gpt-3.5-turbo and that are then placed into the vector database is as follows: "What notes would a doctor have when observing a patient with a {particular ailment}? Include test results. Do not include the patient's name, age, gender or any patient specific details including date of observation. Do not tell me that the notes are not comprehensive, I already know this. Do not tell me about anything that requires further investigation." The prompt for generating each of the queries is slightly different. Here an emphasis is placed on being vague to mimic the reality of patient observation. The generation prompt is as follows: "What notes would a doctor have when observing a patient with {a particular ailment}? Make notes short and concise. Laboratory test results are optional. Do not include the patient's name, age, gender or any patient specific details including date of observation. Do not tell me that the notes are not comprehensive, I already know this. Do not tell me about anything that requires further investigation. Do not tell me what ailment the patient is presented with." The prompt for the query generation is very similar, except that it makes test

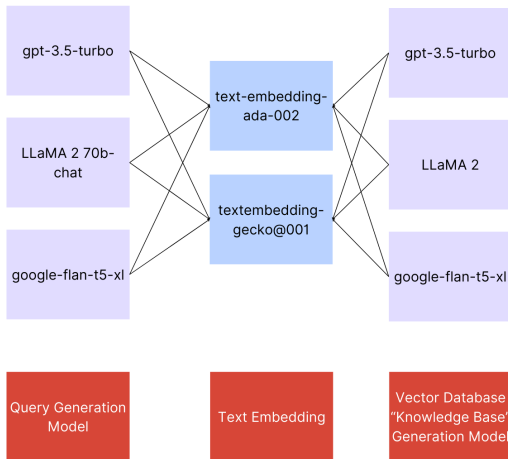
results optional, along with putting an emphasis on short and concise notes.

The story for Google's flan-t5-xl model is not the same however. Due to this model outputting extremely short answers, the prompt has been modified. The prompts for the gpt-3.5-turbo and LLaMA 2 70b-chat models put an emphasis on being comprehensive however there is no such emphasis placed when prompting the flan-t5-xl model. This is because regardless of the prompt, the outputs will be quite short anyways. Furthermore, it was the case that if the prompt was long, sometimes the model would output wrong answers and so the temperature of the model was reduced to increase accuracy, and the prompt was shortened in order to preserve integrity. This led to the prompt for the flan-t5-xl model being: "What are observable symptoms of {particular ailment}? List them out to be technical". There was no mention of laboratory results because the model would not generate them. This high contrast in data format provides a good test for the embedding model discussed further when discussing robustness tests.

Since the results from the gpt-3.5-turbo and LLaMA 2 70b-chat query prompts would be long lists. In order to reduce the uniformity of data and only give the text embedding model a piece of the puzzle, the lists that were generated were divided so that each query consisted of 3 items from the list. This reduced the scope that the embedding model had when comparing the query to the ground truth and allowed for more queries with fewer API calls.

## 2 Results

### 2.1 Robustness Test



**Figure 2: Flow chart of robustness test pipeline**

In order to address the issue of the dataset being generated by LLMs instead of medical professionals, we present a method of determining the efficacy of text embedding models and the vector database that is not as heavily reliant on the quality of the data presented. Since the text embedding model is what is doing most of the classifying, by determining whether two instances of text are similar or not with the context of medical reasoning, if the embedding model can handle inputs from different LLMs the outputs of which consist of varying levels of length and specificity, then the embedding model is able to find similarities in data even though the ideas presented are represented in different ways. This is similar to how LLMs behave because if for instance we take OpenAI's gpt-3.5-turbo and Google's flan-t5-xl model, both of these models are trying to convey the same idea: symptoms and determining factors of certain ailments. However the two models differ greatly in length and specificity; OpenAI's gpt-3.5-turbo's outputs are fairly long, typically providing a list with a few sentences whereas Google's flan-t5-xl model is the opposite providing two sentences at the maximum even when prompted to be elaborate. This difference in output length and detail provides for the embedding model a difference

in how the same data is presented, therefore if the vector database consists of vectors generated by the flan-t5-xl model but the vectors used to test the performance are gpt-3.5-turbo's, then this is a good test of the text embeddings model's capability. Seeing as there are 3 LLMs used for testing: OpenAI's gpt-3.5-turbo, Google's flan-t5-xl, and Meta's LLaMA 2 70b-chat, and two text embeddings models: OpenAI's text-embedding-ada-002 and Google's textembedding-gecko@001, there is a total of  $3 \times 2 \times 3$  or 18 different permutations of robustness tests possible. Each robustness test is represented as a confusion matrix with dimensions of  $8 \times 8$  for the eight ailments.

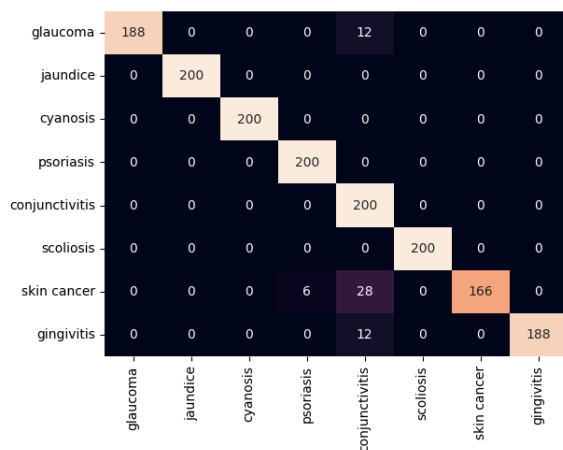
### 2.2 Performance with Different Models as Query and Knowledge Base

It is not surprising if a text embedding model is able to more clearly detect similarities of text generated from the same model. The results of running these tests are found in the Appendix. What is more interesting is how these models perform when queried with data from other models. Even though all of these models are LLMs, they still vary greatly in their representation of the same data, especially in the case of google-flan-t5-xl against gpt-3.5-turbo and LLaMA 2 70b-chat.

glaucoma	110	0	0	0	11	0	0	0
jaundice	5	128	14	3	3	0	2	2
cyanosis	5	11	107	0	1	0	0	0
psoriasis	1	15	0	107	6	0	0	0
conjunctivitis	1	4	0	2	128	0	0	0
scoliosis	6	3	4	2	0	101	0	0
skin cancer	0	0	0	1	0	0	99	0
gingivitis	0	3	0	0	8	0	0	119
	glaucoma	jaundice	cyanosis	psoriasis	conjunctivitis	scoliosis	skin cancer	gingivitis

**Figure 3: LLaMA 2 70b-chat has generated the query dataset, text-embedding-ada-002 is the embedding model, and gpt-3.5-turbo has generated the ground truth dataset which is in the vector database**

We began running the tests initially by keeping the ground truth database to be generated by the gpt-3.5-turbo model. This model is known for being a conversational LLM and therefore has quite lengthy responses and goes into detail. As we will see later, having a comprehensive and elaborate ground truth database makes for a good model as a ground truth model. The LLaMA 2 70b-chat model is similar to gpt-3.5-turbo in the sense that it is also a conversational LLM and therefore exhibits the same types of characteristics. It however, is not as powerful and has a smaller context window so it does not go into as much detail as gpt-3.5-turbo does. As seen above, the LLaMA 2 queries (which as mentioned above were only 3 listed symptoms/lab results) performed quite well with the gpt-3.5-turbo generated ground truth database. While these two models do have comparable length and level of detail, they do have different information, with LLaMA 2 mentioning certain symptoms or phrasing them in such a way that gpt-3.5-turbo would not. Even with this discrepancy in style, the text-embedding-ada-002 model was able to sufficiently classify two texts with a relatively low amount of misclassifications.



**Figure 4: google-flan-t5-xl has generated the query dataset, text-embedding-ada-002 is the embedding model, and gpt-3.5-turbo has generated the ground truth dataset which is in the vector database**

What is more surprising is the efficacy of the google-flan-t5-xl model at generating queries when gpt-3.5-turbo has generated the ground truths. As

mentioned above, the google-flan-t5-xl model generates exceptionally short queries, with each query being 2 words to a sentence long. The text-embedding-ada-002 model performed exceptionally well when it came to classifying the queries generated by the google-flan-t5-xl model with only 58 misclassifications out of 1600 queries. The text-embedding-ada-002 model and the vector database seem to have an easier time finding similarities when the data in the vector database is more elaborate and comprehensive and the querying data is much shorter and concise. This is good news because the “ground truth” of medical data is going to be comprehensive and elaborate whereas a clinician’s notes about a patient exhibiting a certain ailment will not nearly be as detailed. Despite the highly different styles of information that is being presented in the data generated by google-flan-t5-xl and the data generated by gpt-3.5-turbo, the embedding model did quite well in being able to find similarities despite different styles of text being presented.

It is important to note however, that because the google-flan-t5-xl model outputs such short messages, it often outputs just the key words associated with a particular ailment. For example, for scoliosis it will say “bending spine”. This itself is a keyword and makes it slightly easier to classify. This is a possible explanation for why the google-flan-t5-xl model performed better than the LLaMA 2 70b-chat model even though the latter is significantly more powerful. The LLaMA 2 70b-chat model does not give a more definitive answer such as “bending spine” for scoliosis but rather has a more speculative approach (which is more realistic) when observing characteristics. In reality, the performance of the google-flan-t5-xl model would not be as excellent as it is here, but the fact that the messages differ so much in length and detail and yet still the text-embedding-ada-002 model and the Pinecone vector database can correctly match them with such few misclassifications is quite impressive.

glaucoma	134	0	0	0	1	0	0	0
jaundice	20	70	0	9	0	0	1	0
cyanosis	6	5	65	21	2	0	16	0
psoriasis	1	2	0	123	0	0	1	0
conjunctivitis	77	0	0	8	51	0	0	0
scoliosis	20	4	0	1	0	98	4	0
skin cancer	1	7	0	102	0	0	35	0
gingivitis	2	0	0	4	0	0	0	111
	glaucoma	jaundice	cyanosis	psoriasis	conjunctivitis	scoliosis	skin cancer	gingivitis

**Figure 5: gpt-3.5-turbo has generated the query dataset, text-embedding-ada-002 is the embedding model, and google-flan-t5-xl has generated the ground truth dataset which is in the vector database**

The story changes significantly when google-flan-t5-xl becomes the model that generates the data for the “ground truths”. This data is so sparse and lacking in detail that many of the descriptions provided by more descriptive models such as gpt-3.5-turbo and LLaMA 2 70b-chat could fit for a number of ailments [8]. This can be seen quite clearly when looking at the “skin cancer” row. The text-embedding-ada-002 model and the vector database only correctly classified 35 cases of skin cancer and misclassified 110 with 102 of those being misclassified as psoriasis which is an ailment that also affects the skin. The queries generated by the gpt-3.5-turbo and the LLaMA 2 70b-chat model also had laboratory test results that would correspond with a certain ailment whereas the “ground truth” dataset that was in the vector database did not have any lab test results to compare it to. Therefore all queries that had only lab test results in them, were essentially just guesses.

glaucoma	177	3	2	0	18	0	0	0
jaundice	0	200	0	0	0	0	0	0
cyanosis	0	0	200	0	0	0	0	0
psoriasis	0	0	0	200	0	0	0	0
conjunctivitis	0	0	0	0	200	0	0	0
scoliosis	0	0	0	0	0	200	0	0
skin cancer	0	0	0	67	16	0	117	0
gingivitis	0	0	0	15	3	0	0	182
	glaucoma	jaundice	cyanosis	psoriasis	conjunctivitis	scoliosis	skin cancer	gingivitis

**Figure 6: google-flan-t5-xl has generated the query dataset, text-embedding-ada-002 is the embedding model, and google-flan-t5-xl has generated the ground truth dataset which is in the vector database**

Unsurprisingly, the google-flan-t5-xl model performed quite well when it was queried with data generated by itself. However despite the content, length, level of detail being nearly ideal in the query and “ground truth” dataset, it still performed poorly (albeit better than in Figure 5) in the “skin cancer” row where it misclassified 83 queries and only classified 117 correctly, again mostly misclassifying them as psoriasis. This however, is not very representative of the real world as it is unlikely that the medical “ground truth” dataset will be as sparse as the data that is used to query it.

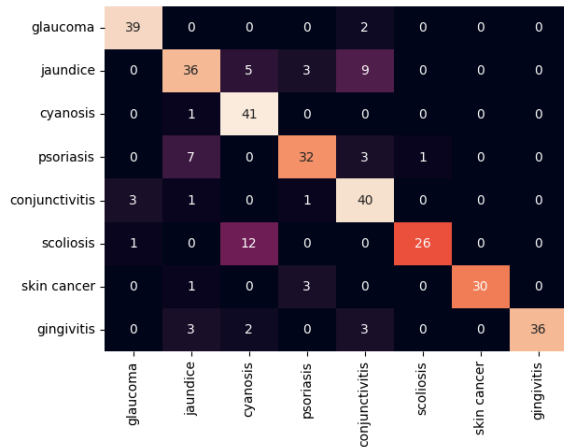
Overall, it is clear that the google-flan-t5-xl model is not robust enough to generate a medical “ground truth” dataset. The embedding model and the vector database perform far better and are more easily able to distinguish between ailments, especially similar ones, when the data in the vector database is far more descriptive. As mentioned above however, it is quite unlikely that the “ground truth” of medical knowledge would be very short and lacking in detail and it is more likely that it would be far more elaborate.



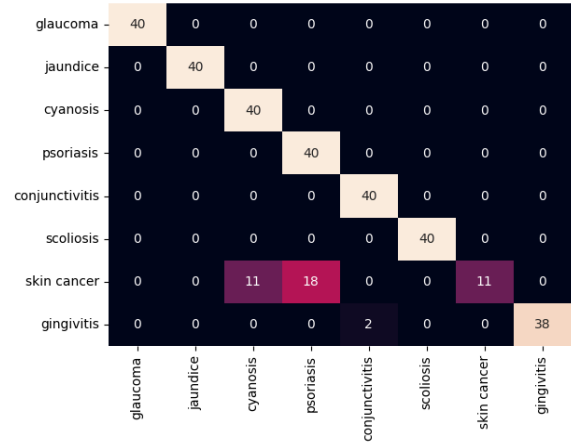
## 2.3 Vertex AI embeddings vs OpenAI embeddings

All of the results discussed above were all embedded using OpenAI’s text-embedding-ada-002 model. This model having a dimensionality of 1536 is twice that of Google’s Vertex AI’s textembedding-gecko@001 which has a dimensionality of 768. As what will be seen, this doubling of dimensionality results in a slight but not insignificant improvement in the ability of the vector database to find similarities between two vectors. This finding makes sense because the text-embedding-ada-002 model is able to encode more information into its vectors, therefore able to account for more nuanced details than textembedding-gecko@001 could.

The following figures correspond with Figure 3 and Figure 4 however they are using the textembedding-gecko@001 embedding model rather than the text-embedding-ada-002 model.



**Figure 7: LLaMA 2 70b-chat has generated the query dataset, textembedding-gecko@001 is the embedding model, and gpt-3.5-turbo has generated the ground truth dataset which is in the vector database**



**Figure 8: google-flan-t5-xl has generated the query dataset, textembedding-gecko@001 is the embedding model, and gpt-3.5-turbo has generated the ground truth dataset which is in the vector database**

A similar story arises here. The google-flan-t5-xl model performs exceptionally well and the LLaMA 2 70b-chat model also does fairly well. However there is a noticeable drop in performance in both of the figures. In Figure 7, the embedding model performs significantly worse than the embedding model in Figure 3. For example, the textembedding-gecko@001 misclassified scoliosis for cyanosis 33.3% of the time compared with 12.9% that text-embedding-ada-002 managed. Similarly in Figure 7, while the embedding model performed well throughout, it did considerably worse in classifying skin cancer. The textembedding-gecko@001 model misclassified 72.5% of the skin cancer queries whereas text-embedding-ada-002 only misclassified 17.0% of them. Again, the google-flan-t5-xl seems to generate very similar messages for psoriasis and skin cancer yet the text-embedding-ada-002 model seemed to be able to pick up the nuances between them that allowed it to distinguish queries between the two ailments. The textembedding-gecko@001 model was not able to do so with the same level of consistency. This, of course, was expected since the textembedding-gecko@001 model has a dimensionality half that of text-embedding-ada-002. This means that a smaller amount of information available in vector form (or a larger compression of the text data into vector space), does indeed have a

considerable impact on the ability of the vector database to classify text.

## 3 Continuation of this Project

The purpose of this paper was to study and measure the viability of text embedding models and vector databases to classify medical text and present a new use case for these emerging new technologies in the field of AI. Due to how developmental these technologies still are, there will be new state-of-the-art embedding models, vector databases, and technologies that are not even in use currently. For this reason, we encourage further exploration of this idea by experimenting with new technologies. We hope this paper has provided insight to the promise of the use of vector embedding models and vector databases in a medical context, and would like to see how future innovations impact the way they are used in this context.

A possible continuation of this study could be the exploration of multimodal embeddings [3] in the field of medicine. Often in medicine, data is not only found in textual form and is often far easier and efficient to represent data in another mode. Currently, there exists no suitable framework for generating multimodal embeddings of data that is available publicly and is a stable state that is ready to be tested in such a manner. However, given the speed at which new technologies are developing in the field of vector embeddings, a few companies such as OpenAI, Google, and others have already made multimodal embedding models. Given the infancy of these technologies, we have decided not to incorporate multimodal embeddings into our process due to there being a lack of a state of the art model to us however we encourage future use of these models to see how they improve/hurt the uses of vector embedding models and vector databases in medicine.

# Appendix

All 18 of the robustness test results plots are attached below.

■ [robustnesstestresults.pdf](#)

## References

- [1] Brown, T., Mann, B., Ryder, N., Subbiah, M., Kaplan, J. D., Dhariwal, P., ... & Amodei, D. (2020). Language models are few-shot learners. *Advances in neural information processing systems*, 33, 1877-1901
- [2] Chung, H. W., Hou, L., Longpre, S., Zoph, B., Tay, Y., Fedus, W., ... & Wei, J. (2022). Scaling instruction-finetuned language models. *arXiv preprint arXiv:2210.11416*.
- [3] Clusmann, J., Kolbinger, F. R., Muti, H. S., Carrero, Z. I., Eckardt, J. N., Laleh, N. G., ... & Kather, J. N. (2023). The future landscape of large language models in medicine. *Communications Medicine*, 3(1), 141.
- [4] Omiye, J. A., Lester, J. C., Spichak, S., Rotemberg, V., & Daneshjou, R. (2023). Large language models propagate race-based medicine. *NPJ Digital Medicine*, 6(1), 195.
- [5] Shah, N. H., Entwistle, D., & Pfeffer, M. A. (2023). Creation and adoption of large language models in medicine. *Jama*, 330(9), 866-869.
- [6] Singhal, K., Azizi, S., Tu, T., Mahdavi, S. S., Wei, J., Chung, H. W., ... & Natarajan, V. (2022). Large language models encode clinical knowledge. *arXiv preprint arXiv:2212.13138*.
- [7] Tamkin, A., Brundage, M., Clark, J., & Ganguli, D. (2021). Understanding the capabilities, limitations, and societal impact of large language models. *arXiv preprint arXiv:2102.02503*..
- [8] Tang, L., Sun, Z., Idnay, B., Nestor, J. G., Soroush, A., Elias, P. A., ... & Peng, Y. (2023). Evaluating large language models on medical evidence summarization. *npj Digital Medicine*, 6(1), 158.
- [9] Thirunavukarasu, A. J., Ting, D. S. J., Elangovan, K., Gutierrez, L., Tan, T. F., & Ting, D. S. W. (2023). Large language models in medicine. *Nature medicine*, 29(8), 1930-1940.
- [10] Touvron, H., Martin, L., Stone, K., Albert, P., Almahairi, A., Babaei, Y., ... & Scialom, T. (2023). Llama 2: Open foundation and fine-tuned chat models. *arXiv preprint arXiv:2307.09288*.