

Value Preferences Estimation and Disambiguation in Hybrid Participatory Systems

Enrico Liscio*

Delft University of Technology, the Netherlands

E.LISCIO@TUDELFT.NL

Luciano C. Siebert*

Delft University of Technology, the Netherlands

L.CAVALCANTESIEBERT@TUDELFT.NL

Catholijn M. Jonker

Delft University of Technology, the Netherlands and Leiden University, The Netherlands

C.M.JONKER@TUDELFT.NL

Pradeep K. Murukannaiah

Delft University of Technology, the Netherlands

P.K.MURUKANNAIAH@TUDELFT.NL

Abstract

Understanding citizens' values in participatory systems is crucial for citizen-centric policy-making. We envision a hybrid participatory system where participants make choices and provide motivations for those choices, and AI agents estimate their value preferences by interacting with them. We focus on situations where a conflict is detected between participants' choices and motivations, and propose methods for estimating value preferences while addressing detected inconsistencies by interacting with the participants. We operationalize the philosophical stance that "valuing is deliberatively consequential." That is, if a participant's choice is based on a deliberation of value preferences, the value preferences can be observed in the motivation the participant provides for the choice. Thus, we propose and compare value estimation methods that prioritize the values estimated from motivations over the values estimated from choices alone. Then, we introduce a disambiguation strategy that addresses the detected inconsistencies between choices and motivations by directly interacting with the participants. We evaluate the proposed methods on a dataset of a large-scale survey on energy transition. The results show that explicitly addressing inconsistencies between choices and motivations improves the estimation of an individual's value preferences. The disambiguation strategy does not show substantial improvements when compared to similar baselines—however, we discuss how the novelty of the approach can open new research avenues and propose improvements to address the current limitations.

1. Introduction

Enhancing citizen participation in decision-making processes is high on the European policy agenda (Dallhammer et al., 2018). Initiatives to foster citizens' political power and engagement have been proposed through the use of digital platforms for participatory decision-making (Lafont, 2015; Mouter et al., 2021) and deliberation (Friess & Eilders, 2015; Iandoli et al., 2016; Shortall et al., 2022). To this end, eliciting stakeholders' preferences over competing alternatives only provides superficial information on the debate. Instead, unveiling the trade-offs that stakeholders make among the different *values* that underlie the competing alternatives allows policy-makers to understand stakeholders at a deeper level.

*. These authors contributed equally to this work.

Values are the standards or criteria that justify one’s opinions and actions, and are intrinsically linked to goals (Schwartz, 2012). Values form an ordered system of priorities and the relative importance one ascribes to values (one’s *value preferences*) guides action. Yet, how individuals ascribe relative priorities among values can vary significantly across people, socio-cultural environments (Dignum, 2017), and decision contexts (Hill & Lapsley, 2009; Liscio et al., 2022). Since values preferences tend to be stable over time (Schwartz, 2012), understanding stakeholders’ value preferences on a decision-making subject is crucial for crafting long-term policies on the subject.

Identifying and reasoning about participants’ values in a participatory system has been recognized as the challenge of *value inference* (Liscio et al., 2023). Value inference starts with value identification, the process of determining the set of values that are relevant to the decision-making context. Then, *value estimation* refers to the challenge of estimating participants’ preferences over the identified values. Value estimation has been traditionally performed based on participants’ *choices* over competing alternatives, e.g., from answers to value surveys (Schwartz, 2012; Graham et al., 2013). However, estimating one’s value preferences from both one’s choices in a given context and the *motivations* for supporting these choices provides additional insights that could not be achieved considering only one source of information. To this end, the philosopher Samuel Scheffler suggests that “valuing is deliberatively consequential” (Scheffler, 2012), i.e., if one’s choice is based on a deliberation of value preferences, the value preferences can be observed in the motivation provided for the choice (Dietz & Stern, 1995; Kenter et al., 2016; Pigmans et al., 2019).

We envision a semi-automated approach to value estimation, where AI agents, supported by natural language processing (NLP) techniques, interpret the motivations provided by the participants in support of their choices, and combine the information contained in choices and motivations to estimate their value preferences. But what if the information extracted from the choices is in contrast with the information extracted from the motivations given in support of those choices? To target such conflicts, we propose a hybrid intelligence (HI) (Akata et al., 2020) approach where value preferences are estimated through the combination of artificial and human intelligence, as shown in Figure 1. We target conflicts between choices and motivations through value preferences *estimation* and *disambiguation*.

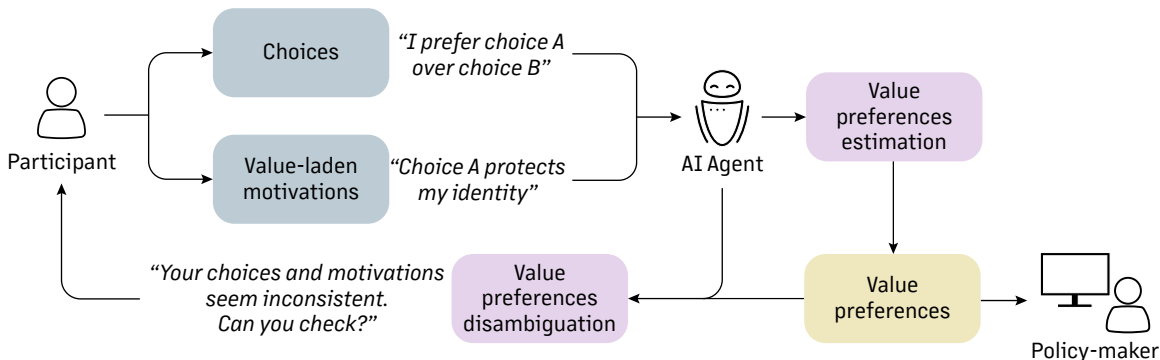


Figure 1: A hybrid participatory system where human participants make choices and motivate those choices, and AI agents estimate participants’ value preferences through a disambiguation strategy, to assist in decision-making.

We propose and compare five methods for estimating value preferences from the choices and motivations provided by participants in a participatory system. Our methods address choice-motivation conflicts by following the mentioned philosophical account that “valuing is deliberatively consequential” (Scheffler, 2012). According to this account, valuing something involves a willingness to let the values inform practical reasoning. For example, consider that Alice values online privacy. Then, she will deem reasons related to online privacy as important in related discussions and will consider it a reason for action. For instance, in the context of discussing the indiscriminate use of social media (e.g., sharing potentially sensitive pictures with a large group of participants), we would expect her to explicitly mention privacy. Thus, if Alice mentions privacy as important to her during a related conversation but one of her actions (e.g., sharing a photo of her colleagues) appears to violate the value of privacy, we detect a value conflict and prioritize the value that was explicitly mentioned, following the rationale that it was the result of an internal deliberation.

Nevertheless, the detected choice-motivation conflicts should be addressed. Such detected conflicts may be caused by (1) mistakes in the value estimation process (e.g., misclassification of the values supporting the participants’ motivations by an NLP model), or (2) genuine inconsistencies between the participants’ choices and motivations, e.g., due to participants having different assumptions regarding values that drive a choice, or due to the value-action gap (Franco & Ghisetti, 2022). In both cases, addressing the inconsistencies can be beneficial. If the inconsistency is caused by a mistake in the automatic value estimation process, the involved participant should be asked to resolve the mistake, e.g., by correcting a mistake of the NLP model. In case the interpretation is confirmed to be correct and the inconsistency is accurately detected, the participant can be guided through a process of self-reflection (Lim et al., 2019; Liscio et al., 2023) and offered the chance to change their choices or provide additional motivations. However, in participatory systems, not all participants may be available to take part in such interactions, and the required additional effort may dissuade participants from engaging (Shortall et al., 2022). Furthermore, in real-time participatory systems, a step-by-step approach may be preferred, as it could be impractical to wait until all participants have been consulted before addressing potential algorithmic mistakes.

Inspired by traditional Active Learning (AL) (Settles, 2012) strategies, we propose a disambiguation strategy that guides the interactions between AI agents and participants, following the rationale that, by addressing the most informative participants first, the quality of value preferences estimation should rapidly improve for all participants. Precisely, the strategy iteratively selects the participants whose value preferences estimated solely from their choices are most different from the value preferences estimated solely from their motivations. We test our strategy by retrieving the correct interpretation of the motivations provided by the selected participants (i.e., the correct values that support their motivations) to iteratively improve the NLP model tasked to predict the values that support the participants’ motivations, which are in turn used to estimate their value preferences.

Contribution We propose a method for estimating individuals’ value preferences through a disambiguation strategy. Our method is composed of two parts. First, we propose and compare five methods for estimating individual value preferences from choices and motivations which prioritize values observed in the motivations over values estimated from the

choices alone. We employ the proposed methods to estimate the value preferences of the participants of a large-scale survey on energy transition (Spruit & Mouter, 2020). We evaluate the extent to which our methods’ estimations concur with those of human evaluators. Our results show that addressing the inconsistencies between choices and motivations improves the estimation of value preferences. Second, we propose and evaluate a disambiguation strategy that is driven by inconsistencies between participants’ choices and motivations. We evaluate the strategy in an active learning setting with the value-annotated survey on energy transition, and compare it to traditional NLP AL strategies. We show that our method leads to comparable results to the tested baselines, both in NLP performance and value preferences estimation. We discuss the results and elaborate on future directions.

Extension This paper extends the conference paper from Siebert et al. (2022), where we propose and compare five methods for estimating value preferences from one’s choices and motivations. We extend the work by introducing the disambiguation strategy, which naturally complements the value preferences estimation methods in two ways. First, it relies on the same philosophical account by addressing inconsistencies between one’s choices and motivations. Second, it situates the value estimation endeavor in a realistic setting, by proposing a concrete and scalable approach for performing value estimation *during* a participatory process. We extend the evaluation in the original paper to validate our proposed disambiguation strategy by using it as a sampling strategy in an AL setting and comparing it to traditional sampling strategies.

Organization Section 2 discusses related works. Section 3 introduces the context behind our analyses. Section 4 describes the methods we propose for value estimation and for the disambiguation strategy. Section 5 describes our experimental setup and Section 6 presents our results. Finally, Section 7 concludes the paper.

2. Related works

We discuss related works on estimating value preferences, NLP techniques for classifying values from text, and active learning.

2.1 Estimating Value Preferences

Survey instruments such as the Portrait Value Questionnaire (Schwartz, 2012), Schwartz Value Survey (Schwartz, 2012), Value Living Questionnaire (Wilson et al., 2010), and Moral Foundations Questionnaire (Graham et al., 2011) have been used to estimate an individual’s preference towards a set of values. Further, some approaches combine self-reported surveys with participatory design (Pommeranz et al., 2012; Liao & Muller, 2019), following the principles of Value Sensitive Design (Friedman & Hendry, 2019). However, value questionnaires have been criticized for being incomplete and not context-sensitive (Le Dantec et al., 2009; Boyd et al., 2015). In this work, we do not query participants directly about their value preferences, but evaluate their choices and related motivations in context.

Alternatively, value preferences can be estimated from a bottom-up approach by analyzing human behavior and choices. In the field of economics, values have been elicited via revealed preference methods such as direct elicitation and multiple price lists (Benabou et al., 2020). For complex and high-dimensional environments, inverse reinforcement learn-

ing algorithms (Ng & Russell, 2000), which focus on extracting a “reward function” given observed optimal behavior, show promising results (Russell, 2019). However, critiques on the infeasibility of estimating an individual’s rationality and preferences (including value preferences) simultaneously (Mindermann & Armstrong, 2018) suggest the need for additional normative assumptions. We seek to address such critiques by incorporating textual motivations provided by humans for their choices and by using NLP approaches to automatically classify the values that underlie the motivations.

2.2 Classifying Values from Text

A classical approach to value classification from text is through value dictionaries—lists of word characteristic of certain values—by measuring the relative frequency of the words describing each value (Pennebaker et al., 2001) e.g., the Moral Foundation Dictionary (Graham et al., 2013). These dictionaries have been expanded through semi-automated methods (Wilson et al., 2018; Araque et al., 2020; Hopp et al., 2021) or through NLP techniques (Ponizovskiy et al., 2020; Araque et al., 2021), and limitations related to word count techniques have been approached via word embedding models (Garten et al., 2018; Bahgat et al., 2020; Pavan et al., 2020). In contrast, more recent approaches use supervised machine learning (ML) (Liscio et al., 2022; Kiesel et al., 2022; Alshomary et al., 2022; Huang et al., 2022; Liscio et al., 2023), where value classification is treated as a multi-label classification task and NLP models are trained on datasets annotated with value taxonomies, such as the Moral Foundation Twitter Corpus (Hoover et al., 2020) and ValueNet (Qiu et al., 2022). Our method builds on this approach, as we train an NLP model on an annotated dataset. However, we expand on the literature by employing an active learning approach.

2.3 Active Learning

The key idea behind Active Learning (AL) is that a supervised ML algorithm can achieve good performance with few training examples if such examples are suitably selected (Settles, 2012). In a traditional AL setting, a large set of *unlabeled data* is available, and an *oracle* (e.g., human annotators) can be consulted to annotate the unlabeled data. A *sampling strategy* is used to iteratively select the next batch of unlabeled data to be annotated by the oracle, with the intent of rapidly improving the performance of the ML algorithm. A commonly used sampling strategy is uncertainty sampling (Ren et al., 2021), where at every iteration the ML algorithm is used to predict labels on all the unlabeled data, and the m unlabeled data with the highest label entropy are selected as the next batch to be annotated (i.e., the data on which the model is least confident about its prediction).

AL has been extensively used in NLP applications (Zhang et al., 2022), with two main strategy approaches. On the one hand, some strategies use the *informativeness* of each unlabeled instance individually, e.g., by measuring the uncertainty of the prediction or the norm of the gradient (Zhang et al., 2017). The unlabeled instances that are estimated to be most informative are selected to be labeled by the oracle. On the other hand, other strategies focus on the *representativeness* of the data, e.g., by selecting data points that are most representative of the unlabeled set (Zhao et al., 2020) or that are most different from the data that is already labeled (Erdmann et al., 2019). In general, state-of-the-art AL strategies exploit information about the NLP task (i.e., about the NLP model

and the available data) with the intent of rapidly improving the performance of the NLP model. However, in our setting, the NLP model is a means to the end of estimating value preferences. Hence, we propose a strategy that is driven by the informativeness of the unlabeled data, but where the informativeness is derived by the downstream task of value preferences estimation.

3. Background

We introduce a dataset and formalize the key concepts to provide a background for our methods and experiments.

3.1 Participatory Value Evaluation (PVE)

We estimate individual value preferences from choices and motivations provided via Participatory Value Evaluation (PVE) (Mouter et al., 2021), an online participatory system. We consider data from a PVE conducted between April and May 2020 involving 1,376 participants (Spruit & Mouter, 2020), aimed at supporting the municipality of Súdwest-Fryslân in the Netherlands in co-creating an energy policy, increasing citizen participation, and avoiding public resistance as happened in previous projects related to sustainable energy (Haag, 2019). The main question to the citizens was: “What do you find important for future decisions on energy policy?” Six choice options (Table 1) were developed in consultation with 45 citizens. These options were presented in the PVE platform and the participants were asked to distribute 100 points among the options. The choice options o_1 and o_2 were preferred more than other options. However, in most cases, participants distributed points to more than one option. After dividing the points, the participants had the chance to justify each of their choices with a textual motivation. 876 participants provided at least one motivation for their choices, resulting in a total of 3229 motivations.

Policy option	Description	Avg. points distributed
o_1	The municipality takes the lead and unburdens you	29.05
o_2	Inhabitants do it themselves	21.72
o_3	The market determines what is coming	9.39
o_4	Large-scale energy generation will occur in a small number of places	15.01
o_5	Betting on storage (Súdwest-Fryslân becomes the battery of the Netherlands)	12.96
o_6	Become a major energy supplier in the Netherlands	4.71

Table 1: Policy options available in the Súdwest-Fryslân PVE.

Before value preference estimation, the set of values relevant to the decision-making context must be identified (Liscio et al., 2023). Traditionally, fixed sets of values, e.g., the Schwartz Theory of Values (Schwartz, 2012) or the Moral Foundation Theory (Graham et al., 2013), were used for every context. However, in recent years there has been a push toward the identification of context-specific values (Pommeranz et al., 2012; Friedman & Hendry, 2019; Liscio et al., 2022). In this survey, the values embedded in the textual

motivations were identified by a set of four annotators using a grounded theory approach (Heath & Cowley, 2004). The annotators were first introduced to foundational concepts (Schwartz, 2012; Graham et al., 2013) and examples of values. Then, they were asked to annotate any keywords from the motivations that relate to values. After a consolidation round, annotators agreed on a list with 18 values. In this paper, we consider only the most frequent values (values mentioned at least 250 times across all project options) to demonstrate our methods. Table 2 shows the value list we consider in our experiments.

Value ID	Value name	Description
v_1	Cost-effectiveness	Money must be well spent and the project must be profitable. No waste. Costs should not be too high
v_2	Nature and landscape	Nature and environment are important. Horizon pollution is often seen as negative. Preserving the Frisian landscape is central
v_3	Leadership	Clarity and control over the sustainability of the energy system. Often about an organization or person that has to take charge
v_4	Cooperation	Working together on a goal. Residents can work together, but also groups and organizations
v_5	Self-determination	The opportunity for residents to make their own decision on renewable energy and to be able to implement it

Table 2: Considered values for the Súdwest-Fryslân PVE.

Table 3 shows the number of annotations provided for each of the values we analyze (described in Table 2). Although all values have more than 250 annotations (our selection criterion), these values were not annotated equally across the choice options. For example, v_3 was annotated 349 ($\sim 76\%$) times for o_3 , and only 3 times for o_6 .

		Options						O
		o_1	o_2	o_3	o_4	o_5	o_6	
Annotated values	v_1	90	85	102	85	89	58	509
	v_2	50	29	11	269	27	47	433
	v_3	349	40	42	13	11	3	458
	v_4	80	131	35	17	13	31	307
	v_5	35	305	7	8	20	16	391
	V	604	590	197	392	160	155	

Table 3: Distribution of values annotated for each policy option.

3.2 Formalization

We formalize the concepts associated with the PVE (choices and motivations) and with value preferences estimation (value systems and value-option matrix). These concepts are related as shown in Figure 2.

3.2.1 VALUE SYSTEM

Values can be ordered according to their subjective importance as guiding principles (Schwartz, 2012). Each person has a *value system* that internally defines the importance the values

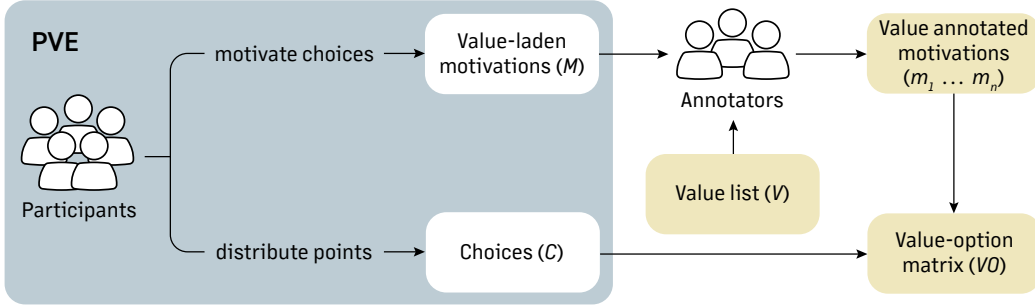


Figure 2: Relationship between choices, motivations, and value-option matrix.

have to a person according to their preference and context. We represent this value preference via a ranking (Zintgraf et al., 2018). Adapting from Serramia et al. (2021), we formally define a value system as follows.

Def 1 A value system is a pair $\langle V, R \rangle$, where V is a non-empty set of values, and R is the ranking of V which represent a person’s value preference.

Def 2 A ranking R of V is a reflexive, transitive, and total binary relation, noted as $v_a \succeq v_b$. Given $v_a, v_b \in V$, if $v_a \succeq v_b$, we say v_a is more preferred than v_b . If $v_a \succeq v_b$ and $v_b \succeq v_a$, then we note it as $v_a \sim v_b$ and consider v_a and v_b indifferently preferred. However, if $v_a \succeq v_b$ but it is not true that $v_b \succeq v_a$ (i.e., $v_a \neq v_b$), then we note it as $v_a \succ v_b$.

In this work, we fix the set of values V for all participants (see Table 2) and we propose methods to estimate individuals’ rankings over V . We refer to this task as *value preferences estimation* in the remainder of the paper. Further, ranking as defined here allows us to know the preferences between any pair of elements (unlike partial orders). We recognize that one’s value preferences might not be a total order, since one could consider a given set of values incomparable. Yet, we focus on total orders as an initial step in estimating value preferences, given the challenges of fairly aggregating partial orders (Pini et al., 2005).

3.2.2 CHOICES AND MOTIVATIONS

Our goal is to estimate an individual i ’s value preferences via a ranking, R^i , from i ’s choices and the motivations provided for these choices. Let $O = \{o_1, \dots, o_n\}$ be a set of options i can choose from in a specific context (for example, the policy options presented in Table 1). We assume that i indicates their preferences, C^i , among the choices in O by distributing a certain number of points, p , among the options in O .

$$C^i = \{c_1, \dots, c_n\}, \quad c_i \in [0, p], \quad \sum c_i = p$$

Let M^i be the set of motivations that i provides for their choices:

$$M^i = \{m_1, \dots, m_n\}, \quad \text{where } m_i = \emptyset \text{ if } c_i = 0$$

Following the premise that valuing is deliberately consequential, if an individual’s value system influences their choice c_i , we expect them to mention the values which support choice

c_i in the motivation provided. Thus, we represent a motivation m_i as the set of values (for example, the values in Table 2) that are mentioned in the motivation:

$$m_i = \{v_1, \dots, v_m\}, \text{ if } v_i \text{ influenced } c_i$$

3.2.3 VALUE-OPTION MATRIX

Consider that the values relevant in choosing each option o_i can be determined a priori.

Def 3 A value-option matrix VO is a binary matrix with $|V|$ (number of values) rows and $|O|$ (number of options) columns, where:

$$VO(v, o) = \begin{cases} 1, & \text{if value } v \text{ is relevant for option } o \\ 0, & \text{otherwise.} \end{cases}$$

VO is the starting point for computing individual value rankings, as it represents an initial guess of value preferences in the energy transition context based on the available choices by all participants. Thus, we initialize each individual’s VO matrix (VO^i) as:

$$VO^i = VO \tag{1}$$

4. Method

We propose a method that allows the estimation of value preferences through a disambiguation strategy. In this section, we present the two components of our method, namely, the estimation of value preferences and the disambiguation strategy.

4.1 Value Preferences Estimation

Our goal is to estimate an individual’s value ranking from the division of points across a set *choices* and the textual *motivations* provided to each choice. As the choices and motivations were provided within a specific context (energy transition), the resulting value ranking is intended to represent the individual within that context.

Given VO^i , we propose methods to estimate i ’s value ranking R^i from (1) choices—method C , (2) motivations—method M , or (3) choices and motivations—methods TB , MC , and MO . We provide the rationale behind each method in the related subsection. The methods C and M , which use either choices or motivations, are used as baselines for evaluating the other three methods (TB , MC , and MO). These methods can be applied sequentially—however, the order in which they are applied can change the final ranking. Figure 3 shows the main elements of each method, which are described next.

4.1.1 METHOD C

To estimate an individual’s value ranking R_C^i solely based on their choices C^i (vector of size $|O|$, i.e., number of options), we assume that the individual’s choices completely align with their value preferences. First, we compute the importance of values (U^i) for the individual by weighing the values supported by each option with the points (c_i) the individual assigns

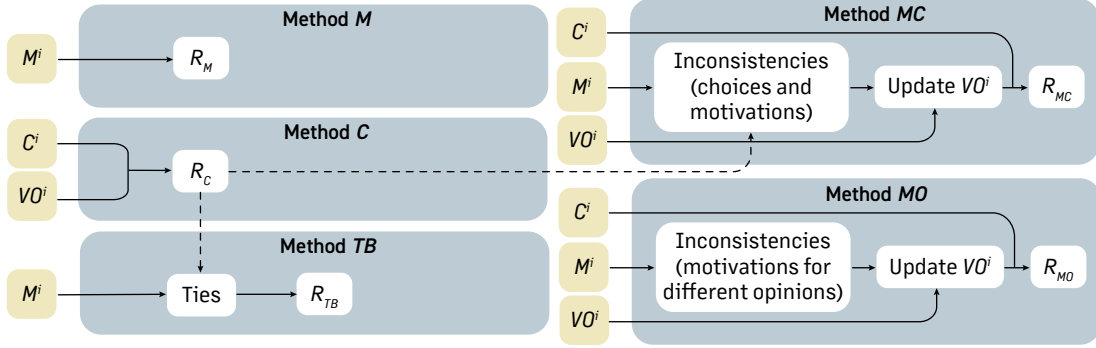


Figure 3: Overview of the five proposed value preferences estimation methods.

to the option. Then, we infer a ranking R_C^i from U^i , by ordering the values in V according to their importance score in U^i .

$$U^i = VO^i \times C^{iT} \quad (2)$$

$$R_C^i = \text{rank}(U^i) \quad (3)$$

4.1.2 METHOD M

To estimate an individual's value ranking R_M^i solely based on the motivations M^i provided to their choices C^i , we first count how many times a given value is mentioned (i.e., annotated) in any of the motivations provided, and attribute one point to each time it is mentioned. Then, we infer the ranking R_M^i by ordering the values accordingly.

4.1.3 METHOD TB : MOTIVATIONS AS TIE BREAKERS

We use the motivations M^i as *tie breakers* with the goal of reducing indifferent preferences in a value ranking. We start with a given ranking R^i (e.g., R_C^i). Then, let us define that a tie $\tau_{a,b} \in R^i$ between two values $v_a, v_b \in V$ is present when v_a and v_b are indifferently preferred ($v_a \sim v_b$). Due to symmetry, we consider that $\tau_{a,b} = \tau_{b,a}$.

If there is a tie $\tau_{a,b}$ and if one of the motivations mentions v_a but none of the motivations mention v_b , then the TB method considers $v_a \succ v_b$, and thus breaks the tie. If both values are mentioned in one of the motivations or not mentioned in any motivation, the tie remains. Algorithm 1 illustrates this method.

4.1.4 METHOD MC : MOTIVATIONS ARE MORE RELEVANT THAN CHOICES

There may be an inconsistency between R^i previously estimated for an individual and the values supported by their motivations. That is, R^i indicates $v_b \succ v_a$ but v_a is supported in a motivation $m_o \in M^i$, and v_b is not supported in any motivation. In this case, the MC method prioritizes the value mentioned in the motivation over the one not mentioned, assuming that the value not mentioned is not relevant for individual i in option o .

When an inconsistency is detected, we assume that the initial value-option matrix VO^i was inaccurate and update it. In particular, we set the cell of VO^i corresponding to v_b for

Algorithm 1: Method TB

Input: R^i, M^i
Output: R_{TB}^i
 1 $R_{TB}^i \leftarrow R^i$
 2 **for** $\tau_{a,b} \in R^i$ **do**
 3 **if** $(\exists m \in M^i : v_a \in m) \wedge (\nexists m \in M^i : v_b \in m)$ **then**
 4 | set $v_a \succ v_b$ in R_{TB}^i ;
 5 **else if** $(\exists m \in M^i : v_b \in m) \wedge (\nexists m \in M^i : v_a \in m)$ **then**
 6 | set $v_b \succ v_a$ in R_{TB}^i ;
 7 **end**

the option o supported by $m_o = \{v_a\}$ to 0. Once VO^i is updated for all inconsistencies, we compute the value ranking R_{MC}^i as Algorithm 2 illustrates.

Algorithm 2: Method MC

Input: R^i, M^i, VO^i, V, C^i
Output: R_{MC}^i
 1 **for** $m_o \in M^i$ **do**
 2 **for** $v_a \in m_o$ **do**
 3 **for** $v_b \in V \setminus \{v_a\}$ **do**
 4 | **if** $v_a \prec v_b$ **then**
 5 | $VO^i(v_b, o) = 0$;
 6 | **end**
 7 | **end**
 8 **end**
 9 $U^i = VO^i \times C^i$;
 10 $R_{MC}^i = \text{rank}(U^i)$;

4.1.5 METHOD MO : MOTIVATIONS ARE ONLY RELEVANT FOR ONE OPTION

The motivations M^i provided for different options can also bring inconsistencies. For example, assume options o_1 and o_2 , for which all values $v_i \in V$ are considered relevant. Further, assume that individual i motivated o_1 with value v_3 ($m_1 = \{v_3\}$), and o_2 with value v_5 ($m_2 = \{v_5\}$). From the notion of valuing as a deliberately consequential process, from m_1 we can infer that $v_3 \succ v_5$, whereas from m_2 we can infer that $v_5 \succ v_3$.

As in the MC method, when an inconsistency is detected, we assume that the initial value-option matrix VO^i was inaccurate and update it. In particular, we set the cell of VO^i corresponding to the value which is part of the inconsistency but was not mentioned in the provided motivation to 0. From our example, the method would set $VO^i(v_5, o_1)$ and $VO^i(v_3, o_2)$ to 0. Once the VO^i matrix is updated for all the motivations \times options inconsistencies, we compute the value ranking R_{MO}^i . Algorithm 3 illustrates this procedure.

Algorithm 3: Method MO

```

Input:  $M^i, VO^i, C^i, V$ 
Output:  $R_{MO}^i$ 
1  $VO_{MO}^i \leftarrow VO^i$ ; /* Temporary copy, we need information from the original  $VO^i$ 
   in the next loops */
2 for  $m_a \in M^i : m_a \neq \emptyset$  do
3   for  $m_b \in M^i \setminus \{m_a\}$  do
4      $V_\alpha = V \setminus \{v : v \in m_a\} : VO^i(v, o_a) == 1$ ; /* Values supporting  $o_a$  in  $VO^i$ ,
       except values in  $m_a$  */
5     for  $v_x \in V_\alpha$  do
6       if  $v_x \in m_b$  then
7         for  $v_y \in m_a$  do
8            $V_\beta = V \setminus \{v : v \in m_b\} : VO^i(v, o_b) == 1$ ; /* Values supporting  $o_b$ 
              in  $VO^i$ , except values in  $m_b$  */
9           if  $v_y \in V_\beta$  then
10             $VO_{MO}^i(v_x, o_a) = 0$ ;
11          end
12        end
13      end
14    end
15  $VO^i \leftarrow VO_{MO}^i$ ;
16  $U^i = VO^i \times C^i$ ;
17  $R_{MO}^i = \text{rank}(U^i)$ ;

```

4.2 Disambiguation Strategy

The disambiguation strategy is intended to drive the interactions between AI agents and participants by addressing the detected inconsistencies between participants' choices and motivations, so as to improve the value estimation process. Inspired by popular AL strategies (Section 2.3), the strategy iteratively targets the participants deemed to be most informative. We associate informativeness with the inconsistency between a participant's choices and motivations, assuming that the largest inconsistencies may unveil the biggest mistakes in the value estimation process. By addressing the most informative participants first, we aim to rapidly improve the quality of value preferences estimation for all participants.

Figure 4 provides an overview of the proposed strategy. We consider a hybrid participatory setting where the AI agents are equipped with an NLP model tasked to predict the set of values mentioned in each participant's motivations. Then, value preferences are estimated based on the participants' choices and the value labels that are predicted as supporting each motivation they provide. We propose that AI agents iteratively interact with the participants with the largest detected inconsistencies between the value preferences estimated from their choices alone and the value preferences estimated from their motivations provided in support of those choices. In our method, the AI agents interact by asking whether the provided motivations have been correctly interpreted (i.e., if the predicted value labels are correct). Other interaction strategies can be implemented (e.g., querying the participants on whether the preference between two values v_a and v_b have been correctly estimated), which we discuss as future work (Section 7).

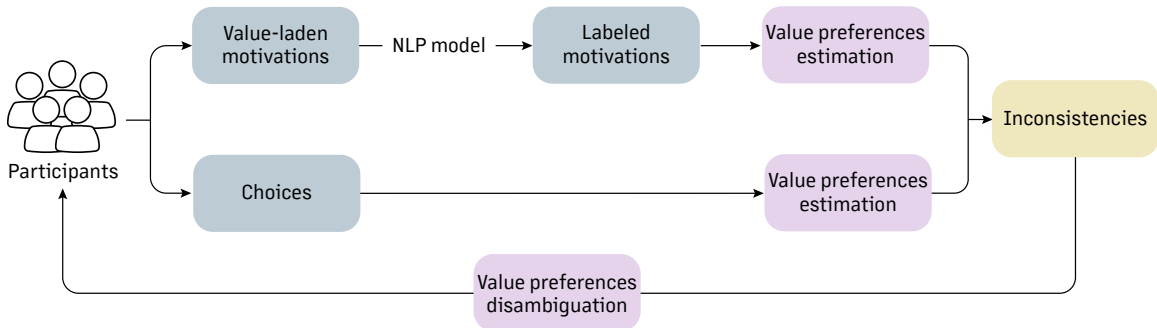


Figure 4: Overview of the proposed disambiguation strategy, guided by the detected inconsistencies between value preferences estimated from participants’ choices and motivations.

Our setting is akin to an AL setting where value labels are iteratively retrieved to train a value classification NLP model. The most informative participants are iteratively selected by the strategy and asked to provide the correct value labels on their motivations, in practice treating the participants themselves as oracles. At every iteration of the AL procedure, we use the current version of the NLP model to predict value labels on all the unlabeled motivations, and use the predicted labels to estimate the value preferences of the participants whose motivations are not yet labeled, with both method C and method M . Then, for each participant, we calculate the distance between the value ranking estimated with method C and the value ranking estimated with method M . We use the Kemeny distance (Kemeny & Snell, 1962; Heiser & D’Ambrosio, 2013) to measure the distance between rankings, as it accounts for potential ties between values (Def. 2). The Kemeny distance (d_K) between two value rankings (R_C^i, R_M^i) is defined as:

$$d_K(R_C^i, R_M^i) = \frac{1}{2} \sum_{j=1}^n \sum_{k=1}^n |x_{(C)jk} - x_{(M)jk}|,$$

where n is the number of objects (in our case, $n = 5$ is the number of values), and $x_{(C)jk}$ is equal to 1 if value j is preferred to value k in ranking R_C^i , equal to -1 in the reverse case, and equal to 0 if the two values are equally preferred. Finally, we choose as the next batch the p participants with the largest Kemeny distance between the value rankings estimated with method C and method M , and retrieve value labels for the motivations they provided. The NLP model is trained with the newly collected annotated motivations, and the AL strategy is re-iterated with the updated version of the NLP model.

5. Experimental Setting

We describe the experiments we perform to evaluate the proposed method. First, we compare the five proposed value estimation methods through a human evaluation procedure. Then, we use the best-performing value estimation method in an AL setting to evaluate the disambiguation strategy by comparing it to traditional AL strategies.

5.1 Value Preferences Estimation

Given the participation process on energy transition using PVE (Spruit & Mouter, 2020) described in Section 3.1, we consider a value v as relevant for an option o if at least t motivations (in our case, we set $t = 20$) among all participants were annotated with v for o . The resulting VO (described in Section 4) is shown in Table 4. We use this as starting point for applying the methods described in Section 4.1.

		Options					
		o_1	o_2	o_3	o_4	o_5	o_6
Values	v_1	1	1	1	1	1	1
	v_2	1	1	0	1	1	1
	v_3	1	1	1	0	0	0
	v_4	1	1	1	0	0	1
	v_5	1	1	0	0	1	0

Table 4: Value-option matrix (VO) for the energy transition PVE.

We analyze each method (C , M , TB , MC , and MO) individually, and a sequential combination of the proposed methods in the following order: $MO \Rightarrow MC \Rightarrow TB$. We choose this sequential combination for two reasons: (1) the method TB should be executed last because it does not impact the VO^i matrix directly and thus would not affect the subsequent methods, and (2) we start with MC because it addresses inconsistencies within the same participant (which happens more frequently), and then continue with MO (less frequent). To combine these methods sequentially we use the ranking resulting from MO as input for MC , and the ranking resulting from MC as input for TB . Finally, for the individual analysis of the methods TB and MC , that require a previously estimated ranking, we start with the ranking estimated from choices alone (method C). We evaluate these methods based on the resulting value preferences rankings, which we refer to as R_C , R_M , R_{TB} , R_{MC} , R_{MO} , and R_{comb} (where R_{comb} is the result of the sequential combination $MO \Rightarrow MC \Rightarrow TB$).

5.1.1 EVALUATION PROCEDURE

Two evaluators, with previous knowledge of values and this specific PVE, were asked to independently judge the value preferences of a subset of participants based on their choices C^i and the provided textual motivations (from which M^i was annotated). We did not describe our value preference estimation methods to the evaluators.

The evaluators were sequentially presented with a participant’s choices and motivations, proposed pairs of values (e.g., v_1 and v_2), and asked to compare the two values with the following options: (1) $v_1 \succ v_2$; (2) $v_1 \prec v_2$; (3) $v_1 \sim v_2$; or (4) “I do not know”, if they believe there is not enough information to make a proper comparison. This comparison was repeated up to four times per each selected participant, with the intent of collecting sufficient information about a participant while increasing the number of analyzed participants.

The values to be compared were randomly selected from a set of value rankings that showed divergence across the methods. Our goal with this procedure is to assess the extent to which the proposed methods estimate value preferences similarly to the human evaluators. Within the application context illustrated in Figure 1, we expect that as the methods’

rankings mirror human intuition, they might provide meaningful feedback to participants in a participatory system.

5.2 Disambiguation Strategy

We test the disambiguation strategy as a sampling strategy in an AL setting, where the motivations’ annotations are iteratively retrieved and used to train an NLP model tasked to classify the values that support each motivation. We treat value classification as a multi-label classification task, where each motivation is annotated with zero or more value labels. Since not all provided motivations ought to be value-laden, a motivation may have zero labels in case none of the values in Table 2 is deemed relevant. Multi-label BERT (Devlin et al., 2019) has been shown to produce state-of-the-art performances on similar value classification tasks (Liscio et al., 2022; Kiesel et al., 2022; Huang et al., 2022; Qiu et al., 2022). Thus, we use RobBERT (Delobelle et al., 2020), a RoBERTa variant (Liu et al., 2019) which is considered state-of-the-art for text in Dutch. We have also translated the data to English and tested equivalent English models, obtaining similar performances. We show results for the original Dutch data in the main body of the paper. Hyperparameters tuning and comparison with the English models can be found in the Appendix.

We employ the annotations described in Section 3.1 to simulate the AL procedure. At every iteration of the AL procedure, we have a set of labeled motivations (whose labels have been retrieved and that are used to train the NLP model), a set of unlabeled motivations (whose labels can be retrieved if selected by the sampling strategy), and a set of test motivations (that are only used for evaluation). Analogously, we have a set of labeled participants, unlabeled participants, and test participants, who have provided the motivations in the corresponding sets. At every iteration, the model is trained with the labeled motivations, and used to predict labels on the unlabeled motivations. With the predicted labels, the value preferences of the unlabeled participants are estimated. The disambiguation strategy is then used to select the p unlabeled participants with the most inconsistent value preferences estimated from choices and from motivations alone. The p participants are added to the set of labeled participants, and the labels of the motivations provided by the participants are retrieved and the motivations added to the set of labeled motivations.

As is common in AL settings, we warm up the NLP model by initializing the set of labeled participants with 10% of the available participants, and the set of labeled motivations with the motivations provided by those participants. At each iteration, we train the NLP model with the labeled motivations. We use the trained model to predict labels on the test motivations and use these labels to (1) estimate the value preferences of the test participants with the best-performing value estimation method, and (2) evaluate the performance of the NLP model. We then use the disambiguation strategy to select $p = 39$ participants, so as to add 5% of the available participants to the labeled participants set at each iteration. We iterate the procedure for 5 iteration steps and repeat it in a 10-fold cross-validation.

5.2.1 EVALUATION PROCEDURE

We evaluate how the proposed disambiguation strategy drives the NLP model performance and the estimation of value preferences, comparing it to the respective topline and baselines.

We perform 10-fold cross-validation to measure the performance of the NLP model trained on all available data and use the result as NLP topline during the AL procedure. We use a model trained on all data to predict labels on all the motivations and use the predicted labels to estimate all participants’ value preferences with the best-performing value estimation method. We treat the resulting value rankings as value preferences topline during the AL procedure, as they represent the best possible value rankings that can be estimated with the mistakes introduced by using the labels predicted by an NLP model instead of the ground truth annotations. At every iteration of the AL procedure, we compare the NLP performance on the test set to the NLP topline, and the estimated value preferences of the test participants to the value preferences topline. For the NLP performance, we report the F_1 -score. As the label distribution is balanced (Table 3), there is a small difference between micro and macro F_1 -scores—we report the micro F_1 -score as it accounts for the label distribution. Finally, for the value estimation performance, we report the Kemeny distance between the estimated value preferences of the test participants and the corresponding value preferences topline.

We compare the results to two baselines. First, we employ the uncertainty sampling strategy (Section 2.3) to select 5% of motivations ($m = 145$ motivations) at each iteration, similarly to the evaluated disambiguation strategy. This strategy is solely driven by motivations informativeness, ignoring the connection between the motivations and their authors. We choose this strategy as a baseline since traditional NLP AL strategies are solely driven by information about the NLP task, as described in Section 2.3. Second, we employ a random baseline, where at each iteration 5% random participants ($p = 39$ participants, similarly to the proposed disambiguation strategy) and their motivations are added to the labeled set. With both our proposed strategy and the baselines, we plot the trend of the NLP and value estimation performances throughout the progressive iterations. We compare them with each other and to the corresponding toplines.

6. Results and Discussion

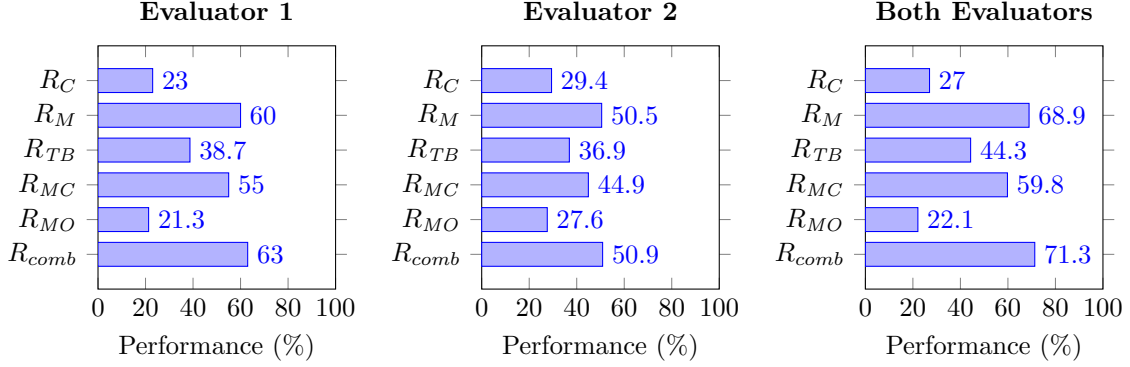
We present and discuss the evaluation of the value preferences estimation methods and the interactive disambiguation strategy.

6.1 Value Preferences Estimation

When comparing the five proposed value estimation methods, we aim to answer two questions: (1) How well can each method estimate value preferences compared to humans? (2) How does the estimation of value preferences differ among the methods proposed?

The evaluators performed 1047 comparisons. We discard the responses indicating that there was not enough information to judge values preference (“I do not know”), reducing the analyzed set to 766 total responses by either one of the evaluators. Figures 5a and 5b present the performance of each method in terms of matching each evaluator’s responses. These comparisons overlapped 269 times (i.e., the annotators performed the same comparisons). Considering this subset of overlapping comparisons, we find an agreement in 122 (45.35%) and disagreement in 147 (54.65%) comparisons, resulting in a Kappa score of 0.247, which is considered a fair agreement (Landis & Koch, 1977). To mitigate the effect of individual

biases, in the remainder of the analysis, we focus on the pairwise comparisons that evaluators agreed on, as presented in Figure 5c.



(a) Overlap with Evaluator 1. (b) Overlap with Evaluator 2. (c) Overlap where they agree.

Figure 5: Performance of the value preferences estimation methods, measured as the overlap with the evaluators’ answers.

As Figure 5 displays, the rankings R_M , R_{MC} , and R_{comb} provide the best performance in terms of human-like value estimation. When compared to R_C , the combined method R_{comb} estimated value preferences 2.64 times more similarly to humans (considering the subset where evaluators agreed). Further, we observe that R_M and R_{MC} also performs better than R_C . The only exception in terms of performance is R_{MO} , which performs slightly worse than R_C . These findings show that combining choices and motivations in estimating value preferences can significantly increase the degree to which an automated method can estimate value preferences similarly to humans, with respect to using only choices.

Finally, we notice that the performance of R_M is similar to the performance of R_{comb} . This is to be expected, as R_{comb} prioritizes motivations over choices, and R_M only employs motivations to estimate value preferences. The visibly better performance of R_M with respect to R_C further motivates the need of considering textual motivations to estimate value preferences that are consistent with human evaluation. With our dataset, combining choices and motivations led to slightly better results than employing just the motivations. Further experiments with other data are needed to confirm this observation.

6.1.1 COMPARATIVE ANALYSIS

For each method, we average the value preference rankings (that is, the position that the values have in the ranking that results after applying the method). We indicate with \succ the values that have significantly different average rankings ($p \leq 0.05$) and with \succeq the values that do not have significantly different averages. The following are the resulting average rankings per each different method:

- R_C : $v_1 \succ v_2 \succ v_4 \succ v_5 \succeq v_3$
- R_M : $v_3 \succ v_1 \succeq v_2 \succ v_5 \succeq v_4$
- R_{TB} : $v_1 \succ v_2 \succ v_4 \succ v_5 \succ v_3$
- R_{MC} : $v_1 \succ v_2 \succ v_5 \succ v_3 \succ v_4$
- R_{MO} : $v_1 \succ v_2 \succ v_4 \succ v_5 \succeq v_3$
- R_{comb} : $v_1 \succeq v_2 \succ v_5 \succeq v_3 \succeq v_4$

Method C ranked the value v_1 as the most important for all individuals, regardless of their choices, due to the characteristics of the value option-matrix (VO) in Table 4, which considers v_1 relevant for all choice options. As we attribute the minimum ordinal ranking for the values in case of ties (Def. 2), any choices would lead to R_C^i with v_1 as (one of) the most important value(s), except for method M which does not consider choices.

Let R_C be a baseline for comparison. Figure 6 indicates how many positions the final ranking changed across values (we do not consider method M since it did not use R_C as baseline). For example, consider two rankings $R_1 : v_1 \succ v_2 \succ v_3 \succ v_4 \succ v_5$ and $R_2 : v_2 \succ v_3 \succ v_1 \succ v_4 \succ v_5$. We consider four position changes from R_1 to R_2 : v_1 changed from the first to the third position (two changes), v_2 changed from the second to the first position (one change), and v_3 changed from the third to the second position (one change).

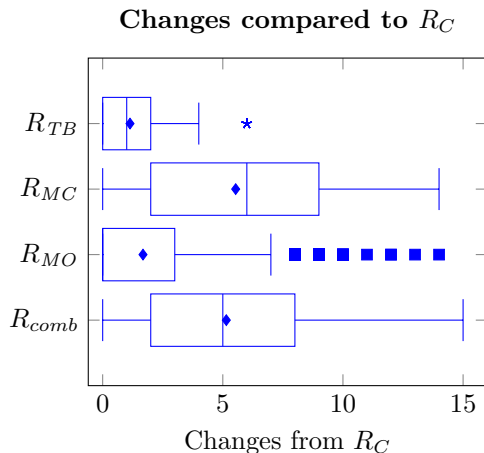


Figure 6: Average changes in the value rankings when compared to R_C .

Rankings R_{TB} and R_{MO} barely deviate from the average R_C . Instead, R_{MC} and the combined approach R_{comb} show significant deviation from R_C , indicating a larger difference at an individual value preferences level. The large deviation and the good performance (see Figure 5) of these two methods suggest that they estimate individually-tailored value preferences that are in line with human intuition.

6.2 Disambiguation Strategy

First, we report the results of the topline. The NLP topline resulted in an average micro F_1 -score of 0.64, which is slightly lower than similar value classification tasks (Liscio et al., 2022; Huang et al., 2022), likely due to the smaller dataset size. For the value preferences topline, we use the predicted motivation labels to estimate value rankings through the R_{comb} method (the best-performing value estimation method). The value preferences topline resulted in an average Kemeny distance of 1.88 (with 2.88 standard deviation) from the value rankings estimated with the combined method (with the resulting value preferences ranking R_{comb}) by using the ground truth annotations on the motivations. We use these topline to measure the trend of the results throughout the AL iterations.

We report the results of our experiments in Figures 7 and 8. In all experiments, at every iteration we used the tested strategy to select 5% of the data to be added to the set of labeled data. However, since different participants provided different numbers of motivations, selecting the motivations provided by 5% of the participants may not correspond to 5% of all available motivations. In Figures 7 and 8, we show on the x-axis the number of motivations used for training the NLP model at the corresponding iteration. While that corresponds to exactly 5% increments in the case of the uncertainty strategy (which selects 5% of the motivations at every iteration), it is not the case for the random and disambiguation strategies (which selects 5% of the participants at every iteration).

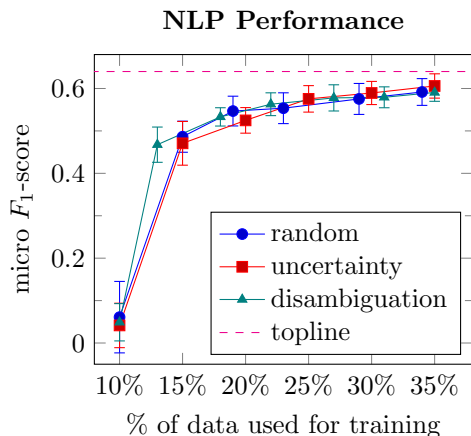


Figure 7: NLP performance (micro F_1 -score), compared to the NLP topline (dashed horizontal line).

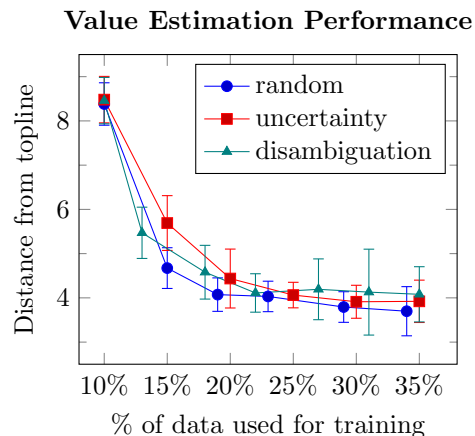


Figure 8: Value estimation performance, measured as average Kemeny distance from the value preferences topline.

The random strategy has a varying step size that roughly averages to 5%, as expected by a strategy that randomly selects participants. Instead, the step size of the disambiguation strategy is consistently smaller than the other two (for this strategy we plot six steps, as opposed to five for the other strategies), meaning that at every iteration the strategy chooses participants who have provided less motivations than the average participant. This empirically matches the intuition behind the strategy—participants who have provided few motivations have a R_M (value ranking calculated from motivations alone) that is mostly composed of ties between values. Such undetermined R_M have a large distance from the corresponding R_C , which instead considers all the choices provided by the participants.

The NLP performances of the model trained with the disambiguation strategy and with the two baseline strategies (uncertainty and random) are illustrated in Figure 7. No significant difference between the compared methods is visible, as all three strategies lead to a rapid improvement in performances that approaches the NLP topline when roughly 30% of the available motivations are used for training. In line with these results, experimental findings (Ein-Dor et al., 2020) show that there is no single AL strategy that outperforms all others across different datasets, and, in some cases, no significant difference is observable with the random strategy. Ultimately, these results demonstrate that the proposed

disambiguation strategy, despite being guided by the downstream task of estimating value preferences, does not significantly affect the NLP performance.

Figure 8 presents the value estimation performance of the three compared strategies, measured as the average Kemeny distance between the value preferences estimated with the labels predicted by the current iteration of the NLP model and the value preferences topline. First, we remind that the topline has been calculated with the label predictions resulting from a model trained with all available data. However, the training process with the tested strategies is performed as 10-fold validation, thus a different subset of the dataset is used for training in each fold. Consequently, we do not expect the Kemeny distance to approach zero, as different data was used during the training process (thus resulting in different individual value preferences). Still, the topline reference allows us to compare the value estimation performance trend of the three strategies.

We observe that the value estimation performance trend is similar for all three strategies, leading to a rapid decrease in distance from the topline that mirrors the rapid improvement in the F_1 -score. While the results are comparable when 20% or more motivations are used for training, the results with $\sim 15\%$ of the training data show small differences—while the F_1 -score performances at this stage are almost identical, there is a small difference in value preferences estimations. In particular, the uncertainty strategy (which ignores the link between users and motivations) is worse than the other two tested strategies, which motivates the usage of a user-driven strategy instead of a motivation-driven strategy. However, the differences are not sufficiently large to draw a definitive conclusion.

Overall, we notice no significant difference between the proposed strategy and the baselines. We discuss two possible reasons. First, the NLP performance is the biggest driver of value estimation performance—in practice, the more motivations are correctly labeled, the more accurate the value estimation is. With the analyzed data and the relatively small dimension of the dataset, no significant difference is noticeable between the tested strategies in NLP performance, including the random strategy, resulting in a similar trend in the value estimation performance. Second, the distance between R_M and R_C may not be the best indicator for the informativeness of a user. Considering the annotations from Section 3.1, there is a distance of 8.0 (with 3.5 standard deviation) between R_M and R_C estimated for the same users. Thus, large distances between the two rankings may not be particularly informative in this dataset. However, we believe that a strategy driven by the downstream application may be particularly useful in similar settings, as we elaborate as Future Work.

7. Conclusion and Future Directions

We introduce a method for estimating how participants prioritize competing values in a hybrid participatory system, through a disambiguation strategy aimed at guiding the interactions between AI agents and participants. Our method directly targets the detected inconsistencies between participants’ choices and motivations.

First, we propose and compare methods for an AI agent to estimate the value preferences of individuals from one’s choices and value-laden motivations, with the goal of generating an ordered value ranking within the analyzed context. We aim to improve the estimation of value preferences by prioritizing value preferences estimated from motivations over value preferences estimated from choices alone. We test our methods in the context of a large-

scale survey on energy transition. Through a human evaluation, we show that incorporating motivations to deal with conflicts in value preferences improves the performance of value estimation by more than two times (in terms of similarity to human evaluators’ value estimation) and yields preferences that are more individually tailored.

Second, we propose a disambiguation strategy to drive the interactions between AI agents and participants, with the intent of improving the value estimation performance. Our strategy prioritizes the interaction with the participants whose value preferences estimated from choices alone are most different from the value preferences estimated from motivations alone, following the rationale that such participants would be the most informative for rapidly adjusting and improving the value estimation process. However, our results show no significant difference with compared baseline strategies, including a strategy where interactions with users are randomly determined.

Despite the inconclusive results, we believe that our proposed disambiguation strategy opens novel research avenues. Such a hybrid approach to an interaction strategy for value preferences disambiguation can help iteratively address algorithmic mistakes while fostering self-reflection in participants (Lim et al., 2019). A strategy driven by the downstream task of value preferences estimation helps in integrating the different components involved in the value estimation process (value label classification and aggregation of one’s choices and motivations). Further, different disambiguation approaches could be tested. For instance, the strategy could target the participants with the most different choice distribution from the average, or with the largest amount of ties in their estimated value rankings.

We identify additional directions for future work. On the one hand, we suggest exploring other approaches to associate values with choice options beyond a binary matrix, since values can have different ethical impacts in different contexts. On the other hand, we propose further extensions to the disambiguation strategy. The proposed strategy addresses inconsistencies between choices and motivations by retrieving the correct value label that supports the motivations. In future experiments, participants themselves could provide direct feedback to the AI agent, instead of relying on external evaluators. Additionally, participants may be offered the option to adjust the estimated value preferences directly, instead of being limited to providing the correct value label supporting their motivations. Machine learning methods could then be employed for value estimation, learning directly from the feedback provided by the participants.

Our work has the potential to contribute to value alignment between AI and humans in a hybrid participatory system. The estimated individual value preferences can be aggregated at a societal level (Lera-Leri et al., 2022) with the intent of providing policy-makers with an overview of the value preferences of a population. Further, value preferences can serve as starting point for the operationalization of values, e.g., for the synthesis of value-aligned normative systems (Serramia et al., 2021; Montes & Sierra, 2022), as a foundation for international regulatory systems (Bajgar & Horenovsky, 2023), or to formulate ethical principles through a combination of machine learning and logic (Kim et al., 2021).

References

Akata, Z., Balliet, D., de Rijke, M., Dignum, F., Dignum, V., Eiben, G., Fokkens, A., Grossi, D., Hindriks, K., Hoos, H., Hung, H., Jonker, C., Monz, C., Neerincx, M., Oliehoek,

- F., Prakken, H., Schlobach, S., van der Gaag, L., van Harmelen, F., van Hoof, H., van Riemsdijk, B., van Wynsberghe, A., Verbrugge, R., Verheij, B., Vossen, P., & Welling, M. (2020). A Research Agenda for Hybrid Intelligence: Augmenting Human Intellect With Collaborative, Adaptive, Responsible, and Explainable Artificial Intelligence. *Computer*, 53(8), 18–28.
- Alshomary, M., Baff, R. E., Gurcke, T., & Wachsmuth, H. (2022). The Moral Debater: A Study on the Computational Generation of Morally Framed Arguments. In *Proceedings of the 60th Annual Meeting of the Association for Computational Linguistics, ACL '22*, pp. 8782–8797, Dublin, Ireland. Association for Computational Linguistics.
- Araque, O., Gatti, L., & Kalimeri, K. (2020). MoralStrength: Exploiting a Moral Lexicon and Embedding Similarity for Moral Foundations Prediction. *Knowledge-Based Systems*, 191, 1–29.
- Araque, O., Gatti, L., & Kalimeri, K. (2021). The Language of Liberty: A preliminary study. In *Companion Proceedings of the Web Conference 2021, WWW '21 Companion*, pp. 1–4, Ljubljana, Slovenia. Association for Computing Machinery.
- Bahgat, M., Wilson, S. R., & Magdy, W. (2020). Towards Using Word Embedding Vector Space for Better Cohort Analysis. In *Proceedings of the International AAAI Conference on Web and Social Media, ICWSM '20*, pp. 919–923, Atlanta, Georgia. AAAI Press.
- Bajgar, O., & Horenovsky, J. (2023). Negative Human Rights as a Basis for Long-term AI Safety and Regulation. *Journal of Artificial Intelligence Research*, 76, 1043–1075.
- Benabou, R., Falk, A., Henkel, L., & Tirole, J. (2020). Eliciting Moral Preferences: Theory and Experiment. Tech. rep., Princeton University.
- Boyd, R. L., Wilson, S. R., Pennebaker, J. W., Kosinski, M., Stillwell, D. J., & Mihalcea, R. (2015). Values in words: Using language to evaluate and understand personal values. In *Proceedings of the 9th International Conference on Web and Social Media, ICWSM 2015*, pp. 31–40.
- Dallhammer, E., Gaugitsch, R., Neugebauer, W., & Böhme, K. (2018). Spatial planning and governance within eu policies and legislation and their relevance to the new urban agenda. Tech. rep., European Committee of the Regions: Bruxelles, Belgium.
- Delobelle, P., Winters, T., & Berendt, B. (2020). RobBERT: a Dutch RoBERTa-based Language Model. In *Findings of the Association for Computational Linguistics: EMNLP 2020*, pp. 3255–3265, Online. Association for Computational Linguistics.
- Devlin, J., Chang, M.-W., Lee, K., & Toutanova, K. (2019). BERT: Pre-training of Deep Bidirectional Transformers for Language Understanding. In *Proceedings of the 2019 Conference of the North American Chapter of the Association for Computational Linguistics, NAACL '19*, p. 4171–4186.
- Dietz, T., & Stern, P. C. (1995). Toward a theory of choice: Socially embedded preference construction. *Journal of Socio-Economics*, 24(2), 261–279.
- Dignum, V. (2017). Responsible Autonomy. In *Proceedings of the Twenty-Sixth International Joint Conference on Artificial Intelligence (IJCAI-17)*, pp. 4698–4704.

- Ein-Dor, L., Halfon, A., Gera, A., Shnarch, E., Dankin, L., Choshen, L., Danilevsky, M., Aharonov, R., Katz, Y., & Slonim, N. (2020). Active Learning for BERT: An Empirical Study. In *Proceedings of the 2020 Conference on Empirical Methods in Natural Language Processing, EMNLP '20*, pp. 7949–7962, Online. Association for Computational Linguistics.
- Erdmann, A., Wisley, D. J., Allen, B., Brown, C., Cohen-Bodénès, S., Elsner, M., Feng, Y., Joseph, B., Joyeux-Prunel, B., & de Marneffe, M. C. (2019). Practical, Efficient, and Customizable Active Learning for Named Entity Recognition in the Digital Humanities. In *Proceedings of the 2019 Conference of the North American Chapter of the Association for Computational Linguistics, NAACL '19*, pp. 2223–2234, Minneapolis, Minnesota, USA. ACL.
- Franco, C., & Ghisetti, C. (2022). What shapes the “value-action” gap? the role of time perception reconsidered. *Economia Politica*, 39(3), 1023–1053.
- Friedman, B., & Hendry, D. G. (2019). *Value Sensitive Design: Shaping Technology with Moral Imagination*. The MIT Press.
- Friess, D., & Eilders, C. (2015). A systematic review of online deliberation research. *Policy & Internet*, 7(3), 319–339.
- Garten, J., Hoover, J., Johnson, K. M., Boghrati, R., Iskiwitch, C., & Dehghani, M. (2018). Dictionaries and distributions: Combining expert knowledge and large scale textual data content analysis. *Behavior research methods*, 50(1), 344–361.
- Graham, J., Haidt, J., Koleva, S., Motyl, M., Iyer, R., Wojcik, S. P., & Ditto, P. H. (2013). Moral Foundations Theory: The Pragmatic Validity of Moral Pluralism. In *Advances in Experimental Social Psychology*, Vol. 47, pp. 55–130. Elsevier, Amsterdam, the Netherlands.
- Graham, J., Nosek, B. A., Haidt, J., Iyer, R., Koleva, S., & Ditto, P. H. (2011). Mapping the moral domain.. *Journal of personality and social psychology*, 101(2), 366.
- Haag, D. (2019). National Climate Agreement-The Netherlands. Tech. rep., Dutch Ministry of Economic Affairs and Climate.
- Heath, H., & Cowley, S. (2004). Developing a grounded theory approach: a comparison of Glaser and Strauss. *International Journal of Nursing Studies*, 41(2), 141–150.
- Heiser, W. J., & D’Ambrosio, A. (2013). Clustering and prediction of rankings within a kemeny distance framework. In *Algorithms from and for Nature and Life*, pp. 19–31. Springer International Publishing, Cham.
- Hill, P. L., & Lapsley, D. K. (2009). Persons and situations in the moral domain. *Journal of Research in Personality*, 43(2), 245–246.
- Hoover, J., Portillo-Wightman, G., Yeh, L., Havaldar, S., Davani, A. M., Lin, Y., Kennedy, B., Atari, M., Kamel, Z., Mendlen, M., et al. (2020). Moral foundations twitter corpus: A collection of 35k tweets annotated for moral sentiment. *Social Psychological and Personality Science*, 11(8), 1057–1071.
- Hopp, F. R., Fisher, J. T., Cornell, D., Huskey, R., & Weber, R. (2021). The extended moral foundations dictionary (emfd): Development and applications of a crowd-sourced ap-

- proach to extracting moral intuitions from text. *Behavior Research Methods*, 53, 232–246.
- Huang, X., Wormley, A., & Cohen, A. (2022). Learning to Adapt Domain Shifts of Moral Values via Instance Weighting. In *Proceedings of the 33rd ACM Conference on Hypertext and Social Media (HT '22)*, pp. 121–131, Barcelona, Spain. Association for Computing Machinery.
- Iandoli, L., Quinto, I., De Liddo, A., & Buckingham Shum, S. (2016). On online collaboration and construction of shared knowledge: Assessing mediation capability in computer supported argument visualization tools. *Journal of the Association for Information Science and Technology*, 67(5), 1052–1067.
- Kemeny, J. G., & Snell, L. J. (1962). Preference ranking: an axiomatic approach. In *Mathematical models in the social sciences*, pp. 9–23. Ginn New York.
- Kenter, J. O., Reed, M. S., & Fazey, I. (2016). The deliberative value formation model. *Ecosystem Services*, 21, 194–207.
- Kiesel, J., Alshomary, M., Handke, N., Cai, X., Wachsmuth, H., & Stein, B. (2022). Identifying the Human Values behind Arguments. In *Proceedings of the 60th Annual Meeting of the Association for Computational Linguistics, ACL '22*, pp. 4459–4471, Dublin, Ireland. ACL.
- Kim, T. W., Hooker, J., & Donaldson, T. (2021). Taking principles seriously: A hybrid approach to value alignment in artificial intelligence. *Journal of Artificial Intelligence Research*, 70, 871–890.
- Lafont, C. (2015). Deliberation, participation, and democratic legitimacy: Should deliberative mini-publics shape public policy?. *Journal of political philosophy*, 23(1), 40–63.
- Landis, J. R., & Koch, G. G. (1977). The Measurement of Observer Agreement for Categorical Data. *Biometrics*, 33(1), 159.
- Le Dantec, C. A., Poole, E. S., & Wyche, S. P. (2009). Values as Lived Experience. In *Proceedings of the SIGCHI Conference on Human Factors in Computing Systems, CHI '09*, pp. 1141–1150. ACM Press.
- Lera-Leri, R., Bistaffa, F., Serramia, M., & Rodríguez-Aguilar, J. (2022). Towards Pluralistic Value Alignment: Aggregating Value Systems through ℓ_p -Regression. In *Proc. of the 21st International Conference on Autonomous Agents and Multiagent Systems*, pp. 780–788, Auckland, New Zealand. IFAAMAS.
- Liao, Q. V., & Muller, M. (2019). Enabling Value Sensitive AI Systems through Participatory Design Fictions..
- Lim, C. Y., Berry, A. B., Hartzler, A. L., Hirsch, T., Carrell, D. S., Bermet, Z. A., & Ralston, J. D. (2019). Facilitating Self-reflection about Values and Self-care among Individuals with Chronic Conditions. In *Proceedings of the CHI Conference on Human Factors in Computing Systems, CHI '19*, p. 12, Glasgow, UK. ACM.
- Liscio, E., Araque, O., Gatti, L., Constantinescu, I., Jonker, C. M., Kalimeri, K., & Murukannaiah, P. K. (2023). What does a Text Classifier Learn about Morality? An Explainable Method for Cross-Domain Comparison of Moral Rhetoric. In *Proceedings*

- of the 61st Annual Meeting of the Association for Computational Linguistics Volume 1: Long Papers, ACL '23*, pp. 14113–14132, Toronto, Canada. ACL.
- Liscio, E., Dondera, A. E., Geadau, A., Jonker, C. M., & Murukannaiah, P. K. (2022). Cross-Domain Classification of Moral Values. In *Findings of the 2022 Conference of the North American Chapter of the Association for Computational Linguistics, NAACL '22*, pp. 2727–2745, Seattle, WA, USA. ACL.
- Liscio, E., Lera-Leri, R., Bistaffa, F., Dobbe, R. I., Jonker, C. M., Lopez-Sanchez, M., Rodriguez-Aguilar, J. A., & Murukannaiah, P. K. (2023). Value Inference in Sociotechnical Systems. In *Proceedings of the 22nd International Conference on Autonomous Agents and Multiagent Systems, AAMAS '23*, pp. 1774–1780, London, United Kingdom. IFAAMAS.
- Liscio, E., van der Meer, M., Siebert, L. C., Jonker, C. M., & Murukannaiah, P. K. (2022). What Values Should an Agent Align With?. *Autonomous Agents and Multi-Agent Systems*, 36(23), 32.
- Liu, Y., Ott, M., Goyal, N., Du, J., Joshi, M., Chen, D., Levy, O., Lewis, M., Zettlemoyer, L., & Stoyanov, V. (2019). RoBERTa: A Robustly Optimized BERT Pretraining Approach.
- Mindermann, S., & Armstrong, S. (2018). Occam’s razor is insufficient to infer the preferences of irrational agents. In *Advances in Neural Information Processing Systems, NeurIPS '18*, pp. 5598–5609, Montreal, Canada. Curran Associates, Inc.
- Montes, N., & Sierra, C. (2022). Synthesis and Properties of Optimally Value-Aligned Normative Systems. *Journal of Artificial Intelligence Research*, 74, 1739–1774.
- Mouter, N., Hernandez, J. I., & Itten, A. V. (2021). Public participation in crisis policy-making. How 30, 000 Dutch citizens advised their government on relaxing COVID-19 lockdown measures. *PLoS ONE*, 16(5), 1–42.
- Ng, A., & Russell, S. J. (2000). Algorithms for inverse reinforcement learning. In *Proceedings of the Seventeenth International Conference on Machine Learning, ICML '00*, p. 663–670, Stanford, CA, USA. Cambridge University Press.
- Pavan, M. C., Santos, V. G., Lan, A. G. J., Martins, J., Santos, W. R., Deutsch, C., Costa, P. B., Hsieh, F. C., & Paraboni, I. (2020). Morality Classification in Natural Language Text. *IEEE Transactions on Affective Computing*, 3045(c).
- Pennebaker, J. W., Francis, M. E., & Booth, R. J. (2001). Linguistic inquiry and word count: Liwc. *Mahway: Lawrence Erlbaum Associates*, 71.
- Pigmans, K., Aldewereld, H., Dignum, V., & Doorn, N. (2019). The Role of Value Deliberation to Improve Stakeholder Participation in Issues of Water Governance. *Water Resources Management*, 33(12), 4067–4085.
- Pini, M. S., Rossi, F., Venable, K. B., & Walsh, T. (2005). Aggregating partially ordered preferences: impossibility and possibility results. In *Proceedings of the 10th conference on Theoretical aspects of rationality and knowledge*, pp. 193–206.
- Pommeranz, A., Detweiler, C., Wiggers, P., & Jonker, C. M. (2012). Elicitation of situated values: Need for tools to help stakeholders and designers to reflect and communicate. *Ethics and Information Technology*, 14(4), 285–303.

- Ponizovskiy, V., Ardag, M., Grigoryan, L., Boyd, R., Dobewall, H., & Holtz, P. (2020). Development and Validation of the Personal Values Dictionary: A Theory-Driven Tool for Investigating References to Basic Human Values in Text. *European Journal of Personality*, *34*(5), 885–902.
- Qiu, L., Zhao, Y., Li, J., Lu, P., Peng, B., Gao, J., & Zhu, S.-C. (2022). ValueNet: A New Dataset for Human Value Driven Dialogue System. In *Proceedings of the 36th AAAI Conference on Artificial Intelligence*, AAAI '22, pp. 11183–11191.
- Ren, P., Xiao, Y., Chang, X., Huang, P. Y., Li, Z., Gupta, B. B., Chen, X., & Wang, X. (2021). A Survey of Deep Active Learning. *ACM Computing Surveys*, *54*(9), 1–40.
- Russell, S. J. (2019). *Human Compatible: AI and the Problem of Control* (1st edition). Viking Press.
- Scheffler, S. (2012). Valuing. In *Equality and Tradition: Questions of Value in Moral and Political Theory* (1st edition), chap. 7, p. 352. Oxford University Press.
- Schwartz, S. H. (2012). An Overview of the Schwartz Theory of Basic Values. *Online Readings in Psychology and Culture*, *2*(1), 1–20.
- Serramia, M., Lopez-Sanchez, M., Moretti, S., & Rodriguez-Aguilar, J. A. (2021). On the dominant set selection problem and its application to value alignment. *Autonomous Agents and Multi-Agent Systems*, *35*(42).
- Settles, B. (2012). *Active Learning*. Morgan & Claypool.
- Shortall, R., Itten, A., van der Meer, M., Murukannaiah, P. K., & Jonker, C. M. (2022). Reason against the machine? future directions for mass online deliberation. *Frontiers in Political Science*, *4*, 1–17.
- Siebert, L. C., Liscio, E., Murukannaiah, P. K., Kaptein, L., Spruit, S. L., van den Hoven, J., & Jonker, C. M. (2022). Estimating Value Preferences in a Hybrid Participatory System. In *HHAI2022: Augmenting Human Intellect*, pp. 114–127, Amsterdam, the Netherlands. IOS Press.
- Spruit, S. L., & Mouter, N. (2020). 1376 residents of Súdwest-Fryslân about the future energy policy of their municipality: the results of a consultation..
- Wilson, K. G., Sandoz, E. K., Kitchens, J., & Roberts, M. (2010). The valued living questionnaire: Defining and measuring valued action within a behavioral framework. *Psychological Record*, *60*(2), 249–272.
- Wilson, S. R., Shen, Y., & Mihalcea, R. (2018). Building and Validating Hierarchical Lexicons with a Case Study on Personal Values. In *Proceedings of the 10th International Conference on Social Informatics*, SocInfo '18, pp. 455–470, St. Petersburg, Russia. Springer.
- Zhang, Y., Lease, M., & Wallace, B. C. (2017). Active Discriminative Text Representation Learning. In *Proceedings of the 31st AAAI Conference on Artificial Intelligence*, pp. 3386–3392, San Francisco, California, USA.
- Zhang, Z., Strubell, E., & Hovy, E. (2022). A Survey of Active Learning for Natural Language Processing. In *Proceedings of the 2022 Conference on Empirical Methods in Natural Language Processing*, EMNLP '22, pp. 6166–6190. ACL.

- Zhao, Y., Zhang, H., Zhou, S., & Zhang, Z. (2020). Active Learning Approaches to Enhancing Neural Machine Translation. In *Findings of the Association for Computational Linguistics*, EMNLP 2020, pp. 1796–1806, Online. ACL.
- Zintgraf, L. M., Roijers, D. M., Linders, S., Jonker, C. M., & Nowé, A. (2018). Ordered preference elicitation strategies for supporting multi-objective decision making. In *Proceedings of the International Joint Conference on Autonomous Agents and Multi-agent Systems*, Vol. 2, pp. 1477–1485.

Appendix A. NLP Model Training

We provide additional details on the choice and the training of the NLP model used in the active learning setting to evaluate the disambiguation strategy (Section 5.2 offers an overview of the experimental settings).

The PVE corpus was originally collected in Dutch. Thus, we chose to test the state-of-the-art model in Dutch, `pdelobelle/robbert-v2-dutch-base`¹. However, due to the more widespread usage of the English language in NLP models, we also decided to translate the corpus to English with the Microsoft Azure Text Translation service² and test two models trained in English—a RoBERTa model (similar to the tested Dutch model) trained on a sentiment analysis task on tweets (`cardiffnlp/twitter-roberta-base-sentiment`³) and a comparable model with a different architecture, XLNet (`xlnet-base-cased`⁴).

To select the hyperparameters, we trained and evaluated each model on the entire PVE corpus with 10-fold cross-validation. Table A1 shows the hyperparameters that were compared in this setting, highlighting in bold the best performing option and reporting the micro and macro F_1 -scores resulting in the best hyperparameters. If a parameter is not present in the tables, the default value supplied by the framework was used.

robbert-v2-dutch-base		twitter-roberta-base-sentiment		xlnet-base-cased	
Hyperparameter	Options	Hyperparameter	Options	Hyperparameter	Options
Model type	RoBERTa	Model type	RoBERTa	Model type	XLNet
# of parameters	125M	# of parameters	125M	# of parameters	110M
Max seq. length	64 , 128	Max seq. length	64, 128	Max seq. length	64 , 128
Epochs	3, 4	Epochs	3, 4	Epochs	3, 4
Batch size	8 , 16, 32	Batch size	8 , 16, 32	Batch size	8, 16 , 32
Dropout	0.05, 0.1 , 0.2	Dropout	0.05, 0.1, 0.2	Dropout	0.05, 0.1 , 0.2
F_1 -score	Best Result	F_1 -score	Best Result	F_1 -score	Best Result
micro F_1 -score	0.64	micro F_1 -score	0.65	micro F_1 -score	0.65
macro F_1 -score	0.63	macro F_1 -score	0.64	macro F_1 -score	0.64

(a) Results with the Dutch RoBERTa model. (b) Results with the English RoBERTa model. (c) Results with the English XLNet model.

Table A1: Hyperparameters tested and selected (in bold) and F_1 -scores resulting with the selected hyperparameters.

As noticeable, the difference between the three tested models is minimal. Thus, we decided to use the RoBERTa Dutch model so as to employ the original data.

1. <https://huggingface.co/pdelobelle/robbert-v2-dutch-base>
 2. <https://azure.microsoft.com/en-us/services/cognitive-services/translator/>
 3. <https://huggingface.co/cardiffnlp/twitter-roberta-base-sentiment>
 4. <https://huggingface.co/xlnet-base-cased>