

# ID-XCB: Data-independent Debiasing for Fair and Accurate Transformer-based Cyberbullying Detection

Peiling Yi

Queen Mary University of London  
p.yi@qmul.ac.uk

Arkaitz Zubiaga

Queen Mary University of London  
a.zubiaga@qmul.ac.uk

## Abstract

Swear words are a common proxy to collect datasets with cyberbullying incidents. Our focus is on measuring and mitigating biases derived from spurious associations between swear words and incidents occurring as a result of such data collection strategies. After demonstrating and quantifying these biases, we introduce ID-XCB, the first data-independent debiasing technique that combines adversarial training, bias constraints and debias fine-tuning approach aimed at alleviating model attention to bias-inducing words without impacting overall model performance. We explore ID-XCB on two popular session-based cyberbullying datasets along with comprehensive ablation and generalisation studies. We show that ID-XCB learns robust cyberbullying detection capabilities while mitigating biases, outperforming state-of-the-art debiasing methods in both performance and bias mitigation. Our quantitative and qualitative analyses demonstrate its generalisability to unseen data.

**Warning:** This paper contains swear words, which do not reflect the views of the authors.

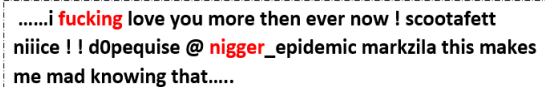
## 1 Introduction

Cyberbullying is a form of bullying that takes place online (Smith et al., 2010) and is defined as the repeated, deliberate aggressive behaviour by a group or individual towards a more vulnerable individual (Olweus, 2001). Where cyberbullying is characterised by repeated aggression and power imbalance, research (Dadvar et al., 2012, 2013; Menin et al., 2021; Yi and Zubiaga, 2022) suggests capturing these characteristics by modelling social media sessions (Yi and Zubiaga, 2023a), i.e. a series of conversational exchanges (Cheng et al., 2020), rather than from individual posts.

Cyberbullying detection models often suffer from biases leading to false positive predictions when a swear word is present (Agrawal and

Awekar, 2018; Perera and Fernando, 2021; Pamungkas et al., 2023), not least because swear words are often used as a proxy for data collection (Van Bruwaene et al., 2020). Swear words are however often used in other non-abusive contexts, not necessarily indicating cyberbullying incidents (Stephens and Robertson, 2020; Lafreniere et al., 2022). A disproportionate presence of swear words across both positive and negative samples then leads to model overfitting, exhibiting a ‘swear word bias’ (Hovy and Prabhumoye, 2021).

Figure 1 shows an example of a false positive bias due to swear word presence.



```
.....i fucking love you more then ever now ! scootafett
niice !! d0pequise @ nigger_epidemic markzila this makes
me mad knowing that.....
```

Figure 1: A snippet of false positive sample in Instagram

In the existing body of research debiasing text classification models, and particularly cyberbullying detection models, work has been limited to data-dependent constraints (Gencoglu, 2020; Cheng et al., 2021). These methods have proven satisfactory in mitigating biases for models tested on data from the same dataset or with similar characteristics, but risk overfitting on the seen data, limiting their generalisability and preserving both fairness and accurate performance.

Focusing on generalisable debiasing, we propose ID-XCB (Independent Debiasing Cyberbullying Detection), the first data-independent debiasing method that avoids the need to see target data, in turn detaching the link between swear words and cyberbullying incidents (Figure 2 illustrates data-dependent strategies vs ID-XCB). To achieve this, we integrate three strategies: (1) **adversarial training**, using adversarial examples and objective cost function to shift the model’s focus away from profanity; (2) **Data In-dependence bias constraint optimisation** to work in the non-convex setting, as

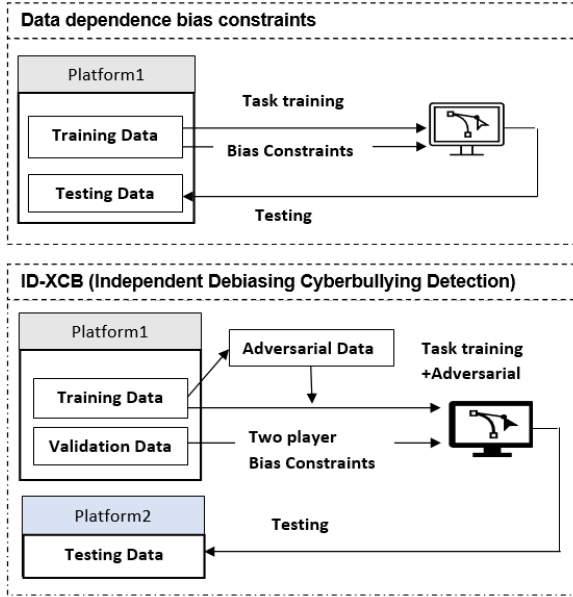


Figure 2: Data-dependent bias constraints vs. ID-XCB.

the downstream task is trained on training datasets but fairness constraints are derived from independent validation datasets; and (3) **contextualised embeddings** from transformer models, which support generalisability by transferring knowledge to the downstream task. Our contributions include:

- We quantify swear word impact on transformer biases, showing its consistency across datasets and models.
- We introduce ID-XCB, the first data-independent debiasing method for cyberbullying detection, which shows improved performance and bias reduction over state-of-the-art approaches on two datasets. It further shows potential for bias mitigation and performance trade-offs in challenging scenarios dealing with unseen data.
- We perform in-depth analyses of specific swear words, model components, ablation experiments, and generalisation.

## 2 Related Work

Cyberbullying detection is generally tackled as a binary classification task determining if an instance constitutes a case of cyberbullying or not. Recent research uses Transformer-based models to identify cyberbullying through multiple user interactions (i.e. sessions). Gururangan et al. (2020); Yi and Zubiaga (2023b) demonstrate that transformer-based models can be strong, and competitive for session-based cyberbullying detection.

However, researchers have shown that they can also suffer from degenerated and biased behaviour (Schramowski et al., 2022).

Existing work on debiasing text classification models can be categorised in four main directions: (1) statistically balancing training data, such as data augmentation (Dixon et al., 2018), sample weighting (Zhang et al., 2020), identity term swapping (Badjatiya et al., 2019) or injecting objective samples (Nozza et al., 2019); (2) mitigating embedding bias, such as fine-tuning pre-trained contextualised word embeddings (Kaneko and Bollegala, 2021) or using adversarial learning to reduce the bias (Sweeney and Najafian, 2020); (3) proposing a multi-task learning model (Vaidya et al., 2019) with an attention layer that jointly learns to predict the toxicity of a comment as well as the identities present in the comments in order to mitigate bias; and (4) inferring fairness constraints by using Error Rate Equality Difference to restrict the discrimination behaviour of the model (Zafar et al., 2017).

Model debiasing is understudied in cyberbullying detection, where studies to date have focused on feeding fairness constraints. For example, Gencoglu (2020) did so by using sentence-DistilBERT as a base model, adding the Fairness metric as a cost function to constrain bias during training. Cheng et al. (2021) built on a reinforcement learning strategy relying on a pre-defined set of sensitive triggers to constrain a series of hierarchical attention networks. Current works focus on data-dependent fairness constraints, which satisfyingly reduce the false positive rate on the training data. However, if the terms of debiasing are strictly enforced on the training data, this may be beneficial to ensure fairness on similar data, but overfitting will also occur, thereby reducing the fairness of the model on unseen data (Hardt et al., 2016).

## 3 Datasets and Lexicon

**Datasets** We use the two existing and widely-studied session-based cyberbullying datasets from two different social media platforms: Instagram (Hosseinmardi et al., 2015) and Vine (Rafiq et al., 2015). To collect social media sessions likely to contain cyberbullying events, authors of these datasets looked at the presence of toxic words to maximise the chances of collecting positive samples, which were subsequently manually annotated. Table 1 shows statistics of both datasets.

**Lexicon** To determine the presence of swear

	Instagram(IG)	Vine(VN)
Cyberbullying Ratio	0.29	0.30
# Sessions	2,218	970
# Comments	159,277	70,385
# Users	72,176	25,699
# Avg. length of session	900	698
# Unique Swear words	253	207

Table 1: Dataset statistics.

words, we use the lexicon with 535 words provided in (Van Hee et al., 2018; Google, 2010).

## 4 Swear Word Bias

We adopt the Oxford Dictionary’s definition of bias as the “inclination or prejudice for or against one person or group, especially in a way considered to be unfair”. By ‘swear word bias’, we refer to the impact of swear words during training on biasing model predictions, or model bias. A prominent swear word bias ultimately leads to the assignment of disproportionately high importance to the presence of swear words in model predictions.

### 4.1 Distribution of swear words

A first look at the distribution of swear words (Table 2) shows that cyberbullying events don’t contain more swear words in cyberbullying detection datasets, likely limiting their utility for the predictions. ( $P(SIC) \approx P(SINC) \& P(CIS) \approx P(NCIS)$ ). In fact, around 70% of the posts with swear words belong to the negative class, and fewer than 3% of all sessions have no swear words in both datasets.

	P(C)	P(NC)	P(SIC)	P(SINC)	P(CIS)	P(NCIS)
Instagram	0.29	0.71	1.0	0.98	0.87	0.87
Vine	0.30	0.69	1.0	0.97	0.86	0.84

Table 2: Distribution of swear words (S). C: Cyberbullying, NC: No Cyberbullying.

### 4.2 Measuring swear word bias

To measure a model’s bias towards swear words, we adopt the Error Rate Equality Difference approach (Dixon et al., 2018), which relies on the FPR (false positive rate) and FNR (false negative rate) metrics, calculated as follows:

$$FPR = \frac{FP}{FP + TN} \quad ; \quad FNR = \frac{FN}{FN + TP} \quad (1)$$

For each swear word  $w$ , this allows to compute

the FPRD (FPR difference) and FNRD (FNR difference) as the model bias towards that word:

$$\begin{aligned} FPRD_w &= |FPR - FPR_w| \\ FNRD_w &= |FNR - FNR_w| \end{aligned} \quad (2)$$

Where  $FPR$  and  $FNR$  are calculated on the entire test set;  $FPR_w$  and  $FNR_w$  are calculated on the subset of the test set that contains  $w$ .

Having those, one can then aggregate the bias towards all swear words  $W$  under consideration, i.e.  $FPED$  (false positive equality difference), and  $FNED$  (false positive equality difference):

$$\begin{aligned} FPED &= \sum_{w \in W} |FPR - FPR_w| \\ FNED &= \sum_{w \in W} |FNR - FNR_w| \end{aligned} \quad (3)$$

Lower values indicate a fairer model.

### 4.3 Quantifying bias with transformers

Prior to moving on to bias mitigation, we first investigate and quantify the impact of swear words on model bias. Using a vanilla BERT model for initial experiments in both datasets, we show an analysis of the bias measurement of the most frequent swear words as well as most bias-inducing swear words in Table 3. This analysis shows that the most frequent swear words (left) have a low impact on model bias (left). If we look instead at the swear words that cause the highest model bias, we observe that these form a non-intersecting set of swear words that are less frequent (right). We will come back to these top bias-inducing swear words in our study to assess the effectiveness of debiasing strategies. In Appendix A we show that this bias is consistent with five Transformer models.

## 5 ID-XCB

In this section, we introduce ID-XCB, our debiasing method and its theoretical implementation in detail. The framework, depicted in Figure 3, is divided into two parts:

**1. Transformers Embedding:** uses encoders of transformers to generate three kinds of embeddings for training: (i) **clear embeddings** from the original training dataset, (ii) **adversarial embeddings** from the training dataset but with all swear words replaced with a mask, and (iii) **validation embeddings** from validation datasets.

**2. Hidden states selector:** Compared to static embeddings, contextualised embeddings such as

Most frequent swear words			Top bias-inducing swear words			
SW	FPRD (IG)	FPRD (VN)	SW	FPRD (IG)	SW	FPRD (VN)
fuck	0.008	0.007	Piece of shit	0.929	cunt	0.900
shit	0.040	0.040	nigger	0.929	cum	0.500
fuckin	0.008	0.010	dickhead	0.929	bitches	0.400
bitch	0.040	0.040	gash	0.929	boob	0.234
hell	0.007	0.001	cunt	0.429	faggot	0.234

Table 3: Bias with most frequent swear words and with top bias-inducing swear words.

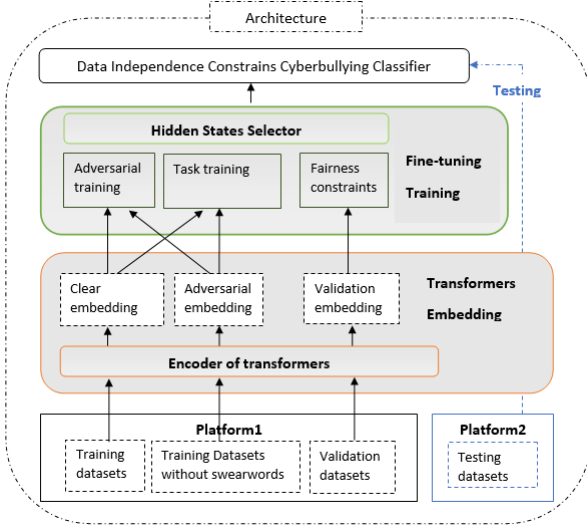


Figure 3: Architecture of ID-XCB.

BERT, GPT and ELMo are less biased (May et al., 2019), but still show a tendency to adopt biases during training (Zhao et al., 2019; Kurita et al., 2019). These biases are learned in each layer (Bommasani et al., 2020), thus fine-tuning the orthographic projections in intermediate (hidden) layers (Kaneko and Bollegala, 2021) is an efficient method that doesn’t depend on the model. To identify which layer is good for fine-tuning, we add a hidden states selector, which iteratively extracts the representation of each layer as input to the classifier for fine-tuning, and then tests the generalisation and debiasing capabilities of each level.

**3. Fine-tuning Training:** is responsible for integrating three different training processes to break data dependency and improve the generalisability of the debiasing technique and the cyberbullying detection model, which includes adversarial training, tasking training and fairness training. The hidden states selector helps find which layers are best to optimise knowledge.

The intuition of ID-XCB is that leveraging the combination of the three training loss functions will lead to improved debiasing and performance

generalisation on unseen datasets. Details of the three loss functions are provided next.

## 5.1 Training loss functions

### 5.1.1 Adversarial training

The aim is to apply adversarial training against biased latent representations to mitigate unwanted bias. Thus, we utilise the cosine similarity function to generate cosine loss such that the model can’t tell the difference between real training samples or artificially synthesised training samples. The loss function is defined as follows:

$$\text{EmbeddingLoss} = 1 - \cos(x_1, x_2) \quad (4)$$

Where  $x_1$ , and  $x_2$  refer to the clear embeddings and adversarial embeddings. The training goal is to optimise EmbeddingLoss close to 0.

### 5.1.2 Task training

Binary Cross-Entropy loss is used to train the main task: cyberbullying detection.

$$\begin{aligned} \text{BCELoss} = & y(\log \frac{(x_1 + x_2)}{2}) \\ & + (1 - y)(\log(1 - \frac{(x_1 + x_2)}{2})) \end{aligned} \quad (5)$$

Where  $y$  refers to the training labels. The input is a synthetic embedding which is the average of clear and adversarial embeddings.

### 5.1.3 Fairness constraints

If the terms of debiasing are strictly enforced, it can benefit fairness but harm model accuracy. In practice, sensitive tuning is performed by using a proportional constraint, which can maintain a more suitable trade-off. We use an independent validation set to derive fairness constraints:

$$\text{FC} = \beta(\sum_{w=1}^n \text{FPRD}_w + \sum_{w=1}^n \text{FNRD}_w) \quad (6)$$

Where  $\beta$  is how tightly the data is bound to adjust the fairness constraints, and  $w$  is the swear word under consideration in the validation data.

## 5.2 Constraint-based classifier

It comprises two fully connected layers on top. The two-layer feed-forward network is designed with ReLU activation and 512 hidden sizes for the first layer and Softmax activation for the output layer. Batch normalisation is added to standardise these inputs and reduce the generalisation error, so as to increase the generalisability of the classifier.

## 5.3 Joint training

Following Algorithm 1, we combine the three training losses in Section 5.1 to fine-tune a classifier. Adversarial training and task training optimise ID-XCB model parameters on a training dataset, and simultaneously enforce the fairness constraints on a validation set to reduce swear word impact. However, as the FC loss is used on an independent validation set  $V_v$ , this causes a non-convex combining loss. The non-zero-sum method (Cotter et al., 2019) deals with non-differentiable, even discontinuous constraints. The training goal is not to converge the combined cost function to the lowest point, but to reach a certain trade-off. We set a threshold  $t$  to achieve the training target.

---

**Algorithm 1** ID-XCB training.  $V_s$ : training embeddings;  $V_a$ : adversarial embeddings;  $V_v$ : validation embeddings;  $Y_t$ : training labels;  $Y_v$ : validation labels;  $Y_a$ : adversarial labels;  $n$ : number of epochs.

---

**Require:**  $V_s, V_a, V_v, Y_t, Y_v, Y_a, n$

```

1: for epoch in range (n) do
2:   for layer( $i$ ) = 1, 2, ..., 12 do
3:     for step, ( $V_s^i, V_a^i, V_v^i$ ), ( $Y_t, Y_a$ ) do
4:        $l_t$ =BCELoss( $(V_s, V_a), Y_t$ )
5:        $l_a$ =EmbeddingLoss( $(V_s, V_a), Y_a$ )
6:        $l_{s_d}$ =FC(classifier,  $V_v$ )
7:       if ( $l_t + l_a + l_d$ )  $\geq$   $t$  then
8:         classifier.backward( $l_t + l_a + l_d$ )
9:         results[i]=classifier.evaluate( $V_v, Y_v$ )infinity], where 0 indicates no deviation.
10:      else
11:        Exit!
12:      end if
13:    end for
14:  end for
15: end for

```

---

## 6 Experiment Settings

**Our models.** While ID-XCB is flexible and can adopt other transformer models, here we experiment with BERT\_base and RoBERTa\_base, which we refer to as ID-XCB<sub>BERT</sub> and ID-XCB<sub>RoBERTa</sub>. When training these models, we use the training hyper-parameters recommended by Sun et al. (2020); Batch size: 16; Learning rate (Adam):  $2e^{-5}$ ; Number of epochs: 4.

**Pre-processing.** We follow Ge et al. (2021) to aggregate and clean session data, and to truncate session lengths to 512 tokens, with the difference that we do not perform oversampling (as our objective is to keep the original data imbalance).

**Baseline models.** We consider Cheng et al. (2021) and Gencoglu (2020) for standing as highly influential debiasing methods for the cyberbullying detection task. Their approach of bias constraints on training data has consistently demonstrated state-of-the-art performance in recent experiments. Thus, we compare our method with these two state-of-the-art cyberbullying detection debiasing methods (using BERT (Devlin et al., 2019) and RoBERTaA (Liu et al., 2019) variants of those) as well as vanilla transformers: (i) **De-RoBERTa & De-BERT**: applied reinforcement on transformers (Cheng et al., 2021); (ii) **FC-RoBERTa & FC-BERT** which uses Error Rate Equality Difference to restrict transformers’ discrimination behaviour (Gencoglu, 2020); and (iii) **Roberta & BERT**.

**Ablated models.** Aiming to gain a better understanding of the contribution of each component of ID-XCB, we experiment with three ablated models: (i) **ID-XCB<sub>EB</sub>** with no fairness constraints; (ii) **ID-XCB<sub>BF</sub>** with no adversarial training; and (iii) **ID-XCB<sub>EF</sub>** replacing the synthetic with the original embedding.

**Evaluation.** We use five widely-used evaluation metrics for imbalanced datasets and model bias. These include (1) recall, precision and microF1 as performance metrics, and (2) FPED and FNED, as fairness indicators, are cumulative deviation values for each swear word, the scale can be [0, Positive infinity], where 0 indicates no deviation.

**Train-test splits.** We choose 5 random folds with 80%-20% sessions for training / testing, reporting the average performances across the 5 runs.

## 7 Results

We next discuss results of our experiments and delve into numerous aspects of our model.

Source→Target	Model	F1	Rec.	Prec.	FPED	FNED
IG→IG	BERT	0.79	0.79	0.78	8.86	27.4
	RoBERTa	0.86	0.87	0.86	6.81	23
	De-BERT	0.84	0.82	0.83	14	20
	De-RoBERTa	0.87	0.91	0.84	<b>3.2</b>	<b>13</b>
	FC-BERT	0.75	0.92	0.81	5.05	16.4
	FC-RoBERTa	0.81	0.83	0.80	15.2	16.1
	ID-XCB <sub>BERT</sub> (ours)	0.86	0.87	0.85	6.7	16.3
	ID-XCB <sub>RoBERTa</sub> (ours)	<b>0.89</b>	0.89	0.89	3.9	15.6
VN→VN	BERT	0.77	0.77	0.79	5.73	18
	RoBERTa	0.85	0.82	0.91	4.66	16.99
	De-BERT	0.74	0.71	0.86	10.4	<b>11.4</b>
	De-RoBERTa	0.76	0.85	0.68	6.579	14.1
	FC-BERT	0.66	0.67	0.66	16	17
	FC-RoBERTa	0.79	0.81	0.76	8.1	13
	ID-XCB <sub>BERT</sub> (ours)	0.83	0.83	0.85	3	17.1
	ID-XCB <sub>RoBERTa</sub> (ours)	<b>0.89</b>	0.86	0.93	<b>1.51</b>	11.73

Table 4: Results for ID-XCB and six baseline models.

### 7.1 Overall performance and debiasing

Table 4 shows the results for all models, including our two ID-XCB variants and six baselines. These results demonstrate the general superiority of our ID-XCB model, of which ID-XCB<sub>RoBERTa</sub> shows superior performance. We observe that in the in-dataset experiments it is capable for obtaining higher performance scores. It also achieves superior bias mitigation than most of the models, showing the best FPED score across all models for the Vine dataset. It is also only behind De-BERT for FNED in the Vine dataset and only behind De-RoBERTa in the Instagram dataset.

Interestingly, we observe that ID-XCB achieves competitive debiasing while leading to improved overall performance. Debiasing can often sacrifice performance, especially when applying data rebalancing, regularisation, and adversarial learning debiasing methods (Chen et al., 2023). In this challenging scenario, ID-XCB achieves a trade-off between debias and performance.

### 7.2 Ablation study

We conduct ablation tests without adversarial training, fairness constraints and synthetic embedding in ID-XCB<sub>RoBERTa</sub>. The results in Table 5 show that all components contribute to a noticeable improvement to both performance and debiasing. When the synthetic embedding (ID-XCB<sub>EF</sub>) is replaced by

Src→Tgt	Model	F1	FPED	FNED
IG→IG	ID-XCB	<b>0.89</b>	<b>3.9</b>	<b>15.6</b>
	ID-XCB <sub>EB</sub>	0.85	23	16
	ID-XCB <sub>BF</sub>	0.86	10	21
	ID-XCB <sub>EF</sub>	0.84	15	20
VN→VN	ID-XCB	<b>0.89</b>	<b>1.51</b>	<b>11.73</b>
	ID-XCB <sub>EB</sub>	0.87	6.46	16.38
	ID-XCB <sub>BF</sub>	0.88	4.98	16.88
	ID-XCB <sub>EF</sub>	0.86	6.71	16.9

Table 5: ID-XCB<sub>RoBERTa</sub> vs ablated variants.

the original embedding, the bias increases sharply. This aligns with our expectations, as the component was designed to mitigate the model’s fixation on specific swear words, but still preserving their contribution to the task.

### 7.3 Revisiting bias-inducing swear words

Table 3 shows the top 5 most bias-inducing swear words for both datasets when using a vanilla BERT model, which we revisit here to assess the extent to which ID-XCB helps mitigate the bias induced by these words. Table 6 shows the FPRD scores for these top 5 swear words in Instagram and Vine, respectively. We observe a significant decrease in bias score (FPRD) in both cases for all the words.

	SW	RoBERTa	ID-XCB
IG	piece of shit	0.929	0.449
	nigger	0.929	0.135
	dickhead	0.929	0.706
	gash	0.929	0.049
	cunt	0.429	0.363
	Average	0.829	0.340
VN	cunt	0.900	0.242
	cum	0.500	0.026
	bitches	0.400	0.338
	boob	0.234	0.075
	faggot	0.234	0.214
	Average	0.454	0.179

Table 6: Reduced bias (FPRD) with ID-XCB<sub>RoBERTa</sub>.

## 7.4 Generalisation

We assess the generalisability of ID-XCB by testing on unseen data. Looking again at the highest bias-inducing words, Figure 4 demonstrates that ID-XCB smoothly shrinks the highest bias at the word level without stimulating new bias, proving its effectiveness on mitigating bias for unseen data.

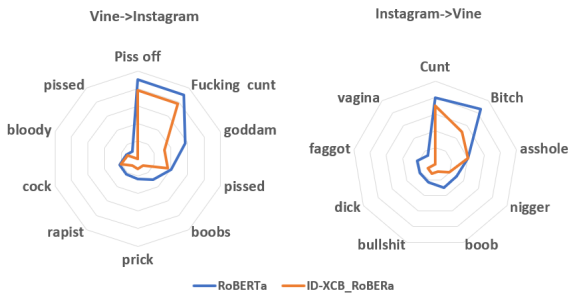


Figure 4: Swear word bias in RoBERTa vs ID-XCB<sub>RoBERTa</sub> for cross-platform experiments.

Table 7 shows results for cross-platform experiments. Despite performance improvement with ID-XCB<sub>RoBERTa</sub>, improvement on debiasing is inconsistent, which we explore next by discussing the trade-off between the two metrics.

## 7.5 Assessing the trade-off between performance and debiasing

The trade-off between performance and debiasing is important as we observe that, for example, lowest performing models, FC-RoBERTa (19% and 40% below our model in the two datasets), achieve some of the best debiasing scores. Given the lack of a joint metric, we analyse the interplay between them. Therefore, we design constraint weights and layer selectors to achieve a balance between debiasing and maintaining performance. Figure 4

depicts the (FPRD) value for each highly biased word in the cross-platform task with four models. We use radar plots for multivariate comparisons to visualize that our constraints don’t promote new biases generated during cross-platform tasks. Models smoothly shrink the highest bias in word level without stimulating new biases.

In Table 7, we found that the model with the worst cross-platform performance (F1) also had the lowest bias value. Because FPED and FNED rely on differences in deviations and appear to differ minimally if they are both very large across the dataset and bias triggers. For example, FC-BERT model on VN→IG and IG→VN. As pointed out by Borkan et al. (2019), these are metrics of fairness rather than measurements of performance. It is difficult to find a simple linear relationship between task performance and debiasing effects.

To improve performance, our component increases the debiasing of the training set. However, the data distribution of the training set and the test set are completely different on cross-platform tasks. Overly heavy debiasing will improve the cross-platform performance of the system, but it will also increase the bias in unseen datasets. How to strike a balance is discussed next.

### 7.5.1 Impact of constraint weighting

The weight determines how many constraints are applied to the bias. We assess 10 values ranging from [0.1-1] at intervals of 0.1. Figure 5 illustrates the correlation between bias constraint weights and task performance. Both cross-dataset settings show the same pattern: gradually debiasing on the training dataset enhances the model’s performance on unseen datasets. The model achieves optimal performance when parameters are set to 0.6 or 0.7. However, tightening the constraints beyond this point leads to a significant drop in model performance. This demonstrates that excessive debiasing during training may not generalise well.

### 7.5.2 The bias through different layers

The hidden state selector is used to select the most transferable layer in transformers, so as to improve the transferability of the overall model. To gain a deeper understanding into how the performance of various layers impacts debiasing and cyberbullying detection transferability, we measure the F1 score and FPED in each layer, fixing the last layer as the reference. Figure 6 shows that layer 10 on IG→VN leads to the best performance-debiasing trade-off,

Source→Target	Model	F1	Rec.	Prec.	FPED	FNED
IG→VN	BERT	0.54	0.52	0.61	4	18
	RoBERTa	0.70	0.71	0.701	28.3	31.9
	De-BERT	0.64	0.68	0.63	14	30
	De-RoBERTa	0.62	0.71	0.60	32	27
	FC-BERT	0.41	0.50	0.34	<b>3</b>	0
	FC-RoBERTa	0.57	0.65	0.54	7.2	<b>10.9</b>
	ID-XCB <sub>BERT</sub> (ours)	0.73	0.72	0.74	23	31
	ID-XCB <sub>RoBERTa</sub> (ours)	<b>0.76</b>	0.78	0.75	20.3	17.4
VN→IG	BERT	0.70	0.66	0.79	24	37
	RoBERTa	0.71	0.69	0.79	32.4	35.4
	De-BERT	0.64	0.68	0.63	31	30
	De-RoBERTa	0.61	0.59	0.69	12	<b>15</b>
	FC-BERT	0.31	0.53	0.63	13.6	3.5
	FC-RoBERTa	0.41	0.50	0.34	<b>5</b>	16
	ID-XCB <sub>BERT</sub> (ours)	0.74	0.73	0.75	20	34
	ID-XCB <sub>RoBERTa</sub> (ours)	<b>0.81</b>	0.80	0.81	23	35

Table 7: Cross-dataset results for ID-XCB and six baseline models.

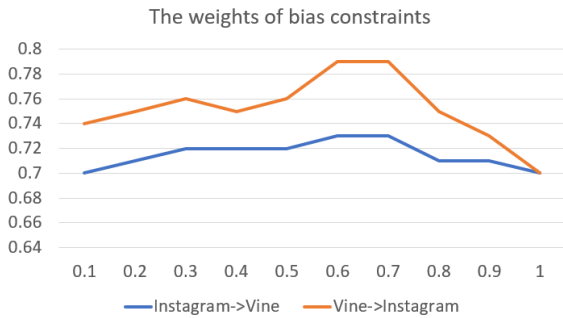


Figure 5: Impact of constraint weighting. X axis for constraint weights ( $\beta$ ) and Y axis for F1 score.

and layer 8 on VN→IG. We conclude two interesting phenomena: 1) A non-linear relationship exists between debiasing and performance. For instance, the eighth and fifth layers demonstrate the smallest FPRD values (IG→VN), yet their performance reaches two extremes; 2) The first few layers focus on learning general features, rendering debiasing less impactful on overall model performance. However, in deeper layers, the network pays more attention to specific features, making debiasing efforts more effective in enhancing performance.

## 8 Conclusion

We introduce ID-XCB, the first data-independent debiasing approach for cyberbullying detection. After quantifying biases with existing methods, we

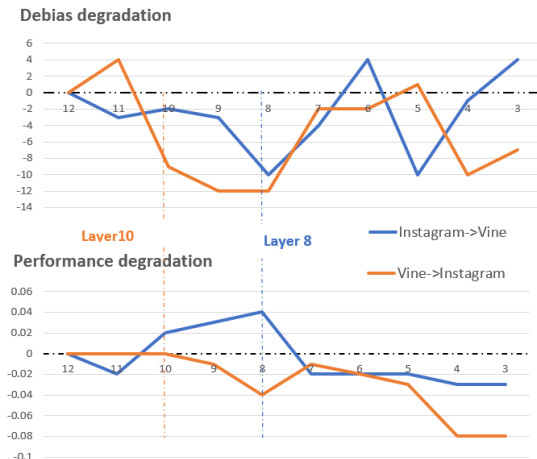


Figure 6: Bias across layers: X axis refers to 12 transformer layers. Y axis refers to relative performance and debiasing compared to layer 12.

show the effectiveness of ID-XCB on two datasets, achieving competitive bias constraints enabling data-independent debiasing and training. This improvement is generally consistent in in-dataset experiments, whereas the improvement is particularly on performance for cross-dataset settings, with a good balance on debiasing. Our work in turn establishes a new benchmark addressing the lack of previous research on bias mitigation in cross-platform cyberbullying detection.



## 9 Limitations

Our work is however not without limitations. Most importantly, the dearth of available datasets leads to inevitable limitations in further studying generalisability across a more diverse set of datasets and across other social media platforms beyond Instagram and Vine. While there has been a more substantial body of work in related tasks within the umbrella of online abuse detection, such as hate speech detection, research on cyberbullying detection, and particularly on session-based cyberbullying detection, is much more limited to date and would greatly benefit from access to a broader collection of available datasets.

Our proposed ID-XCB model demonstrates state-of-the-art performance on the cyberbullying detection task, enabling some generalization across different datasets and platforms. This improvement comes with a competitive trade-off on performance and debiasing, however the model is not always consistently best across both metrics, which shows an area for further improvement.

## 10 Ethics Statement

The aim of our research is to contribute to society and to human well-being by curbing incidents of cyberbullying online and particularly on social media. Our approach to mitigating biases in keyword presence across cyberbullying and non-cyberbullying incidents is performed without leveraging any identity information to support the debiasing, and hence our approach is designed to support all individuals equally and with no intended discrimination or potential for harm towards any vulnerable groups.

There is an inevitable risk, as adversaries, who actually engage in cyberbullying incidents, may use this kind of research for malicious purposes such as to learn how to circumvent detection. This is however not the intended use of our research.

## References

Sweta Agrawal and Amit Awekar. 2018. Deep learning for detecting cyberbullying across multiple social media platforms. In *Advances in Information Retrieval: 40th European Conference on IR Research, ECIR 2018, Grenoble, France, March 26-29, 2018, Proceedings*, pages 141–153. Springer.

Pinkesh Badjatiya, Manish Gupta, and Vasudeva Varma. 2019. Stereotypical bias removal for hate speech detection task using knowledge-based generalizations. In *The World Wide Web Conference, WWW 2019, San*

*Francisco, CA, USA, May 13-17, 2019*, pages 49–59. ACM.

Rishi Bommasani, Kelly Davis, and Claire Cardie. 2020. Interpreting Pretrained Contextualized Representations via Reductions to Static Embeddings. In *Proceedings of the 58th Annual Meeting of the Association for Computational Linguistics*, pages 4758–4781, Online. Association for Computational Linguistics.

Daniel Borkan, Lucas Dixon, Jeffrey Sorensen, Nithum Thain, and Lucy Vasserman. 2019. Nuanced metrics for measuring unintended bias with real data for text classification. In *Companion proceedings of the 2019 world wide web conference*, pages 491–500.

Jiawei Chen, Hande Dong, Xiang Wang, Fuli Feng, Meng Wang, and Xiangnan He. 2023. Bias and debias in recommender system: A survey and future directions. *ACM Transactions on Information Systems*, 41(3):1–39.

Lu Cheng, Ahmadreza Mosallanezhad, Yasin Silva, Deborah Hall, and Huan Liu. 2021. Mitigating bias in session-based cyberbullying detection: A non-compromising approach. In *Proceedings of the 59th Annual Meeting of the Association for Computational Linguistics and the 11th International Joint Conference on Natural Language Processing (Volume 1: Long Papers)*, pages 2158–2168, Online. Association for Computational Linguistics.

Lu Cheng, Yasin N Silva, Deborah Hall, and Huan Liu. 2020. Session-based cyberbullying detection: Problems and challenges. *IEEE Internet Computing*, 25(2):66–72.

Andrew Cotter, Heinrich Jiang, and Karthik Sridharan. 2019. Two-player games for efficient non-convex constrained optimization. In *Algorithmic Learning Theory*, pages 300–332. PMLR.

Maral Dadvar, FMG de Jong, Roeland Ordelman, and Dolf Trieschnigg. 2012. Improved cyberbullying detection using gender information. In *Proceedings of the Twelfth Dutch-Belgian Information Retrieval Workshop (DIR 2012)*. University of Ghent.

Maral Dadvar, Dolf Trieschnigg, Roeland Ordelman, and Franciska de Jong. 2013. Improving cyberbullying detection with user context. In *European Conference on Information Retrieval*, pages 693–696. Springer.

Jacob Devlin, Ming-Wei Chang, Kenton Lee, and Kristina Toutanova. 2019. BERT: Pre-training of deep bidirectional transformers for language understanding. In *Proceedings of the 2019 Conference of the North American Chapter of the Association for Computational Linguistics: Human Language Technologies, Volume 1 (Long and Short Papers)*, pages 4171–4186, Minneapolis, Minnesota. Association for Computational Linguistics.

- Lucas Dixon, John Li, Jeffrey Sorensen, Nithum Thain, and Lucy Vasserman. 2018. Measuring and mitigating unintended bias in text classification. In *Proceedings of the 2018 AAAI/ACM Conference on AI, Ethics, and Society*, pages 67–73.
- Suyu Ge, Lu Cheng, and Huan Liu. 2021. Improving cyberbullying detection with user interaction. In *Proceedings of the Web Conference 2021*, pages 496–506.
- Oguzhan Gencoglu. 2020. Cyberbullying detection with fairness constraints. *IEEE Internet Computing*, 25(1):20–29.
- Inc Google. 2010. google badwords. <https://code.google.com/archive/p/badwordslist/downloads> [Accessed: (Use the date of access)].
- Suchin Gururangan, Ana Marasović, Swabha Swayamdipta, Kyle Lo, Iz Beltagy, Doug Downey, and Noah A Smith. 2020. Don’t stop pretraining: Adapt language models to domains and tasks. *arXiv preprint arXiv:2004.10964*.
- Moritz Hardt, Eric Price, and Nati Srebro. 2016. [Equality of opportunity in supervised learning](#). In *Advances in Neural Information Processing Systems 29: Annual Conference on Neural Information Processing Systems 2016, December 5-10, 2016, Barcelona, Spain*, pages 3315–3323.
- Homa Hosseinmardi, Sabrina Arredondo Mattson, Rahat Ibn Rafiq, Richard Han, Qin Lv, and Shivakant Mishra. 2015. Analyzing labeled cyberbullying incidents on the instagram social network. In *International conference on social informatics*, pages 49–66. Springer.
- Dirk Hovy and Shrimai Prabhumoye. 2021. Five sources of bias in natural language processing. *Language and Linguistics Compass*, 15(8):e12432.
- Masahiro Kaneko and Danushka Bollegala. 2021. [De-biasing pre-trained contextualised embeddings](#). In *Proceedings of the 16th Conference of the European Chapter of the Association for Computational Linguistics: Main Volume*, pages 1256–1266, Online. Association for Computational Linguistics.
- Keita Kurita, Nidhi Vyas, Ayush Pareek, Alan W Black, and Yulia Tsvetkov. 2019. [Measuring bias in contextualized word representations](#). In *Proceedings of the First Workshop on Gender Bias in Natural Language Processing*, pages 166–172, Florence, Italy. Association for Computational Linguistics.
- Katherine C Lafreniere, Sarah G Moore, and Robert J Fisher. 2022. The power of profanity: The meaning and impact of swear words in word of mouth. *Journal of Marketing Research*, 59(5):908–925.
- Yinhan Liu, Myle Ott, Naman Goyal, Jingfei Du, Mandar Joshi, Danqi Chen, Omer Levy, Mike Lewis, Luke Zettlemoyer, and Veselin Stoyanov. 2019. [Roberta: A robustly optimized bert pretraining approach](#). *ArXiv preprint*, abs/1907.11692.
- Chandler May, Alex Wang, Shikha Bordia, Samuel R. Bowman, and Rachel Rudinger. 2019. [On measuring social biases in sentence encoders](#). In *Proceedings of the 2019 Conference of the North American Chapter of the Association for Computational Linguistics: Human Language Technologies, Volume 1 (Long and Short Papers)*, pages 622–628, Minneapolis, Minnesota. Association for Computational Linguistics.
- Damiano Menin, Annalisa Guarini, Consuelo Mameli, Grace Skrzypiec, and Antonella Brighi. 2021. Was that (cyber) bullying? investigating the operational definitions of bullying and cyberbullying from adolescents’ perspective. *International journal of clinical and health psychology*, 21(2):100221.
- Debora Nozza, Claudia Volpetti, and Elisabetta Fersini. 2019. Unintended bias in misogyny detection. In *Ieee/wic/acm international conference on web intelligence*, pages 149–155.
- Dan Olweus. 2001. Bullying at school: Tackling the problem. *OECD observer*, pages 24–24.
- Endang Wahyu Pamungkas, Valerio Basile, and Viviana Patti. 2023. Investigating the role of swear words in abusive language detection tasks. *Language Resources and Evaluation*, 57(1):155–188.
- Andrea Perera and Pumudu Fernando. 2021. Accurate cyberbullying detection and prevention on social media. *Procedia Computer Science*, 181:605–611.
- Rahat Ibn Rafiq, Homa Hosseinmardi, Richard Han, Qin Lv, Shivakant Mishra, and Sabrina Arredondo Mattson. 2015. [Careful what you share in six seconds: Detecting cyberbullying instances in vine](#). In *Proceedings of the 2015 IEEE/ACM International Conference on Advances in Social Networks Analysis and Mining, ASONAM 2015, Paris, France, August 25 - 28, 2015*, pages 617–622. ACM.
- Patrick Schramowski, Cigdem Turan, Nico Andersen, Constantin A Rothkopf, and Kristian Kersting. 2022. Large pre-trained language models contain human-like biases of what is right and wrong to do. *Nature Machine Intelligence*, 4(3):258–268.
- Peter K. Smith, Jess Mahdavi, Manuel Carvalho, Sonja Fisher, Shanette Russell, and Neil Tippet. 2010. [Cyberbullying: Its nature and impact in secondary school pupils](#). *ArXiv preprint*, abs/10.1111.
- Richard Stephens and Olly Robertson. 2020. Swearing as a response to pain: Assessing hypoalgesic effects of novel “swear” words. *Frontiers in psychology*, 11:723.
- Chi Sun, Xipeng Qiu, Yige Xu, and Xuanjing Huang. 2020. [How to Fine-Tune BERT for Text Classification?](#) In *Lecture Notes in Computer Science (including subseries Lecture Notes in Artificial Intelligence and Lecture Notes in Bioinformatics)*, volume 11856 LNAI, pages 194–206. Springer.

- Chris Sweeney and Maryam Najafian. 2020. Reducing sentiment polarity for demographic attributes in word embeddings using adversarial learning. In *Proceedings of the 2020 Conference on Fairness, Accountability, and Transparency*, pages 359–368.
- Ameya Vaidya, Feng Mai, and Yue Ning. 2019. [Empirical analysis of multi-task learning for reducing model bias in toxic comment detection](#). *ArXiv preprint*, abs/1909.09758.
- David Van Bruwaene, Qianjia Huang, and Diana Inkpen. 2020. A multi-platform dataset for detecting cyberbullying in social media. *Language Resources and Evaluation*, 54:851–874.
- Cynthia Van Hee, Gilles Jacobs, Chris Emmery, Bart Desmet, Els Lefever, Ben Verhoeven, Guy De Pauw, Walter Daelemans, and Véronique Hoste. 2018. Automatic detection of cyberbullying in social media text. *PloS one*, 13(10):e0203794.
- Peiling Yi and Arkaitz Zubiaga. 2022. Cyberbullying detection across social media platforms via platform-aware adversarial encoding. In *Proceedings of the International AAAI Conference on Web and Social Media*, volume 16, pages 1430–1434.
- Peiling Yi and Arkaitz Zubiaga. 2023a. [Session-based cyberbullying detection in social media: A survey](#). *Online Social Networks and Media*, 36:100250.
- Peiling Yi and Arkaitz Zubiaga. 2023b. Session-based cyberbullying detection in social media: A survey. *Online Social Networks and Media*, 36:100250.
- Muhammad Bilal Zafar, Isabel Valera, Manuel Gomez-Rodriguez, and Krishna P. Gummadi. 2017. [Fairness constraints: Mechanisms for fair classification](#). In *Proceedings of the 20th International Conference on Artificial Intelligence and Statistics, AISTATS 2017, 20-22 April 2017, Fort Lauderdale, FL, USA*, volume 54 of *Proceedings of Machine Learning Research*, pages 962–970. PMLR.
- Haoran Zhang, Amy X Lu, Mohamed Abdalla, Matthew McDermott, and Marzyeh Ghassemi. 2020. Hurtful words: quantifying biases in clinical contextual word embeddings. In *proceedings of the ACM Conference on Health, Inference, and Learning*, pages 110–120.
- Jieyu Zhao, Tianlu Wang, Mark Yatskar, Ryan Cotterell, Vicente Ordonez, and Kai-Wei Chang. 2019. [Gender bias in contextualized word embeddings](#). In *Proceedings of the 2019 Conference of the North American Chapter of the Association for Computational Linguistics: Human Language Technologies, Volume 1 (Long and Short Papers)*, pages 629–634, Minneapolis, Minnesota. Association for Computational Linguistics.

## **A Extended quantification of biases with five transformer models**

Experiments involving five transformer models (BERT, MPNET, Longformer, ELECTRA, DistilBERT) reveal different levels of bias, consistently

displaying higher bias scores across both datasets (Figure 7).

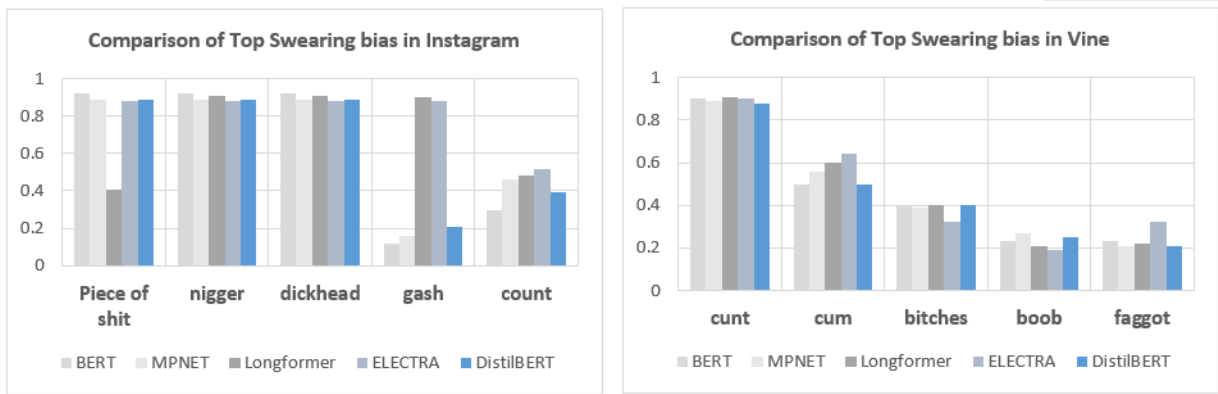


Figure 7: Swear word bias for 5 transformer models on both datasets.