

Card-Based Overwriting Protocol for Equality Function and Applications

Suthee Ruangwises^{*1}, Tomoki Ono^{†1}, Yoshiki Abe^{‡1,2}, Kyosuke Hatsugai^{§1}, and Mitsugu Iwamoto^{¶1}

¹The University of Electro-Communications, Tokyo, Japan

²National Institute of Advanced Industrial Science and Technology, Tokyo, Japan

Abstract

Research in the area of secure multi-party computation with an unconventional method of using a physical deck of playing cards began in 1989 when den Boer proposed a protocol to compute the logical AND function using five cards. Since then, the area has gained interest from many researchers and several card-based protocols to compute various functions have been developed. In this paper, we propose a card-based protocol called the *overwriting protocol* that can securely compute the k -candidate n -variable *equality function* $f : \{0, 1, \dots, k-1\}^n \rightarrow \{0, 1\}$. We also apply the technique used in this protocol to compute other similar functions.

Keywords: card-based cryptography, secure multi-party computation, equality function

1 Introduction

During a presidential election with k candidates, a group of n friends decide that they will talk about politics only if all of them support the same candidate. However, each person does not want to reveal his/her preference to the group (unless it is known that everyone supports the same candidate). They need a way to find out whether their preferences all coincide without leaking information of any individual's preference (not even probabilistic information).

Theoretically, this is equivalent to each i -th person having an integer $a_i \in \{0, 1, \dots, k-1\}$, indicating the candidate he/she prefers. Define an *equality function* $E(a_1, a_2, \dots, a_n) := 1$ if $a_1 = a_2 = \dots = a_n$, and $E(a_1, a_2, \dots, a_n) := 0$ otherwise. Our goal is to develop a protocol that can compute the value of $E(a_1, a_2, \dots, a_n)$ without leaking any other information.

This situation is an example of secure multi-party computation, one of the most actively studied areas in cryptography, which studies how multiple parties can compare their private

^{*}ruangwises@uec.ac.jp

[†]onotom@uec.ac.jp

[‡]yoshiki@uec.ac.jp

[§]hatsugai@uec.ac.jp

[¶]mitsugu@uec.ac.jp

information without revealing it. In contrast to digital protocols, unconventional protocols using physical objects such as coins [8] and combination locks [10] have also been studied, but the most used object is a deck of playing cards. Thus, this research area is often called card-based cryptography.

Card-based protocols have benefits that they do not require computers, and also allow external observers to verify that all parties truthfully execute the protocol (which is often a challenging task for digital protocols). They also have a great didactic value and thus can be used to teach the concept of secure multi-party computation to non-experts.

1.1 Related Work

Research in card-based cryptography began in 1989 when den Boer [3] proposed a protocol called the *five-card trick* to compute the logical AND function of two players' bits using five cards. After that, other AND function protocols [1, 2, 6, 7, 11, 12, 14, 19, 24] were also developed. These subsequently protocols either reduced the number of required cards or shuffles, or improved properties of the protocol involving output format, type of shuffles, etc.

Apart from the AND function protocols, protocols to compute other functions have been developed as well, including XOR function protocols [2, 12, 13], *majority function* protocols [16, 25] (deciding whether there are more 1s than 0s in the input bits), a copy protocol [12] (duplicating the input), and a voting protocol [9] (adding input bits and storing the sum in binary representation). Nishida et al. [15] proved that any n -variable Boolean function can be computed using $2n + 6$ cards, and any such function that is symmetric can be computed using $2n + 2$ cards. In fact, many classes of such symmetric functions can be optimally computed using $2n$ cards [17].

While almost all of the existing card-based protocols were designed to compute Boolean functions, a few results also focused on computing functions in $\mathbb{Z}/k\mathbb{Z}$ for $k > 2$, such as [18, 21, 23].

1.1.1 Equality Function Protocols

Several previous results have been focused on computing the equality function. For the Boolean equality function (where $k = 2$), a protocol for a special case $n = 3$ has been independently proposed by Heather et al. [4] and by Shinagawa [22]. Later, Ruangwises and Itoh [20] developed two protocols to compute the Boolean equality function for any n . Their work can also be generalized to compute the k -candidate n -variable equality function $f : \{0, 1, \dots, k-1\}^n \rightarrow \{0, 1\}$ for any k and n by converting each input into binary representation.

1.2 Our Contribution

In this paper, we propose a new card-based protocol called the *overwriting protocol*, which can securely compute the k -candidate n -variable equality function $f : \{0, 1, \dots, k-1\}^n \rightarrow \{0, 1\}$ using kn cards.

Comparing to the existing protocol of Ruangwises and Itoh [20] which uses $2\lceil \lg k \rceil n$ cards and $\lceil \lg k \rceil n - 1$ shuffles, our protocol uses fewer cards when $k = 3$ or 5 (and uses equal number of cards when $k = 2, 4$, or 6), and also uses fewer shuffles for every $k \geq 3$. See

Table 1: Number of required cards and shuffles for each equality function protocol

Protocol	Equality Function	#Cards	#Shuffles
Heather et al. [4]	$E : \{0, 1\}^3 \rightarrow \{0, 1\}$	6	1
Shinagawa-Mizuki [22]		6	1
Ruangwises-Itoh [20]	$E : \{0, 1\}^n \rightarrow \{0, 1\}$	$2n$	$n - 1$
Ruangwises-Itoh [20]	$E : \{0, 1, \dots, k - 1\}^n \rightarrow \{0, 1\}$	$2\lceil \lg k \rceil n$	$\lceil \lg k \rceil n - 1$
Ours (§3)		kn	n

Table 2: Number of required cards and shuffles for each of our three protocols

Protocol	Function	#Cards	#Shuffles
Equality (§3)	$E : \{0, 1, \dots, k - 1\}^n \rightarrow \{0, 1\}$	kn	n
Set Size (§5.1)	$SS : \{0, 1, \dots, k - 1\}^n \rightarrow \{0, 1, \dots, k\}$	kn	n
Set (§5.2)	$S : \{0, 1, \dots, k - 1\}^n \rightarrow P(\{0, 1, \dots, k - 1\})$	$k(n + 1)$	n

Table 1 for comparison. In addition, our protocol is arguably simpler and more intuitive, as it does not require each player to convert an integer into binary representation.

We also apply the overwriting technique used in our protocol to compute two other functions: the *set function* and the *set size function* (where the definitions are given in Section 5). See Table 2 for comparison.



2 Preliminaries







2.1 Equality Function

Define an equality function $E : \{0, 1, \dots, k - 1\}^n \rightarrow \{0, 1\}$ as

$$E(a_1, a_2, \dots, a_n) := \begin{cases} 1, & \text{if } a_1 = a_2 = \dots = a_n; \\ 0, & \text{otherwise.} \end{cases}$$

2.2 Cards

Each card used in our protocol has either a  or a  on the front side. All cards have indistinguishable back sides.

An integer $i \in \{0, 1, \dots, k - 1\}$ is encoded by a sequence of k consecutive cards, all of them being s except the $(i + 1)$ -th leftmost card being a . Such a sequence is called $E_k(i)$, e.g. $E_4(1)$ is .

2.3 Pile-Scramble Shuffle

A *pile-scramble shuffle* [5] rearranges the columns of an $n \times k$ matrix of cards by a uniformly random permutation unknown to all parties, i.e. moves each Column i to Column p_i for a uniformly random permutation $p = (p_1, p_2, \dots, p_k)$ of $(1, 2, \dots, k)$. See Fig. 1.

It can be implemented in real world by putting all cards in each column into an envelope, and scrambling all envelopes together completely randomly on a table.































	1	2	3	4	5	6
1						
2						
3						
4						
5						

Figure 3: An example of a matrix M constructed in Step 1, where $k = 6$, $n = 5$, $a_1 = a_3 = a_5 = 2$, $a_2 = 0$, and $a_4 = 3$ (with all cards actually being face-down)





























































	1	2	3	4	5	6		3	6	4	1	5	2
1							\Rightarrow						
2													
3													
4													
5													

Figure 1: An example of a pile-scramble shuffle on a 5×6 matrix

2.4 Pile-Shifting Shuffle

A *pile-shifting shuffle* [23] rearranges the columns of an $n \times k$ matrix of cards by a random cyclic shift unknown to all parties, i.e. moves each Column i to Column $i+r$ for a uniformly random $r \in \{0, 1, \dots, k-1\}$ (where Column j means Column $j-k$ for $j \geq k$). See Fig. 2.

It can be implemented in real world by putting the cards in each column into an envelope, and taking turns to apply *Hindu cuts* (taking several envelopes from the bottom and putting them on the top), to the pile of envelopes [26].


































































	1	2	3	4	5	6		5	6	1	2	3	4
1							\Rightarrow						
2													
3													
4													
5													

Figure 2: An example of a pile-shifting shuffle on a 5×6 matrix






3 Protocol for Equality Function







Each player is given k cards: one  and $k-1$ s. Each i -th player secretly arranges the given cards as a face-down sequence $E_k(a_i)$, encoding the value of a_i . Then, all players together perform the following steps.

1. Construct an $n \times k$ matrix M by putting a sequence $E_k(a_i)$ in Row i of M for each $i = 1, 2, \dots, n$. See an example in Fig. 3. Let $M(x, y)$ denotes a card at Row x and Column y of M (the indices start at 1, not 0).
2. Perform the following steps for $i = 2, 3, \dots, n$.
 - (a) Apply the pile-scramble shuffle to M .
 - (b) Turn over all cards in Row i of M .
 - (c) For each $j = 1, 2, \dots, k$, if $M(i, j)$ is a , swap $M(i, j)$ and $M(1, j)$.
 - (d) Turn over all face-up cards.
3. Apply the pile-scramble shuffle to M .
4. Turn over all cards in Row 1 of M . If the cards consist of one  and $k - 1$ , output 1; otherwise, output 0.

4 Proofs of Correctness and Security




4.1 Proof of Correctness





Observe that in Step 2(c), we “overwrite” a card $M(1, j)$ in Row 1, replacing it with a . Therefore, the total number of s in Row 1 never decreases throughout the protocol. Hence, there are only two possibilities of the cards in Row 1 at the end: one  and $k - 1$ s, or all k s.

The only case where Row 1 consists of one  and $k - 1$ s at the end occurs if and only if we never replace a  in Row 1 with a  in any step throughout the protocol. This condition occurs when a  in Row i lies in the same column as a  in Row 1 for every $i = 2, 3, \dots, n$, i.e. $a_1 = a_2 = \dots = a_n$, which is exactly the condition where the equality function outputs 1. Hence, our protocol is always correct.

4.2 Proof of Security

It is sufficient to show that any step that reveals face-up cards does not leak any information about the inputs.

Consider Step 2(b). The cards in Row i have never been swapped with cards from other row before, so they consist of one  and $k - 1$ s. Moreover, due to the pile-scramble shuffle in Step 2(a), the only  has an equal probability of $1/k$ to be in each column no matter what a_i is. Therefore, this step does not leak information about the inputs.

Consider Step 4. As proved in Section 4.1, Row 1 either consists of all k s, or one  and $k - 1$ s. In the latter case, due to the pile-scramble shuffle in Step 3, the only  has an equal probability of $1/k$ to be in each column. Therefore, this step only reveals the value of $E(a_1, a_2, \dots, a_n)$ without leaking other information about the inputs.

5 Applications to Set and Set Size Functions

Suppose during a job recruitment, a total of k candidates have applied for the position. Each of the n referees secretly selects a candidate he/she prefers. Candidate(s) that are

selected by at least one referee will advance to the final round interview. The referees need a method to find out which candidate(s) will advance to the final round without leaking the preference of any individual referee.

This situation is similar to that of the equality function where each i -th referee has an integer $a_i \in \{0, 1, \dots, k-1\}$ indicating the candidate he/she prefers, but we instead want to find a set of integers that are equal to at least one input value. Define a *set function* $S : \{0, 1, \dots, k-1\}^n \rightarrow P(\{0, 1, \dots, k-1\})$ as

$$S(a_1, a_2, \dots, a_n) := \{j | \exists i, a_i = j\}.$$

For example, $S(3, 2, 3, 0, 5, 0) = \{0, 2, 3, 5\}$. Our goal is to develop a protocol to securely compute the set function between n players.

A closely related problem is when we want to find only the number of candidates that will advance to the final round (e.g. for the purpose of venue preparation), but not *which* candidate(s). In this case, define a *set size function* $SS : \{0, 1, \dots, k-1\}^n \rightarrow \{0, 1, \dots, k\}$ as



$$\begin{aligned} SS(a_1, a_2, \dots, a_n) &:= |S(a_1, a_2, \dots, a_n)| \\ &= |\{j | \exists i, a_i = j\}|. \end{aligned}$$




For example, $SS(3, 2, 3, 0, 5, 0) = |\{0, 2, 3, 5\}| = 4$. Note that $SS(a_1, a_2, \dots, a_n) = 1$ if and only if $E(a_1, a_2, \dots, a_n) = 1$. We also want to develop a protocol for the set size function between n players.

It turns out that a protocol for the set size function is very similar to the one for the equality function, so we will introduce it first. Then, we will introduce a protocol for the set function.

5.1 Protocol for Set Size Function

Luckily, we can slightly modify the equality function protocol in Section 3 to compute the set size function. The setup phase is the same, with each i -th player having a sequence $E_k(a_i)$. In the modified protocol, all players together perform the following steps.

1. Construct an $n \times k$ matrix M by putting a sequence $E_k(a_i)$ in Row i of M for each $i = 1, 2, \dots, n$.
2. Perform the following steps for $i = 2, 3, \dots, n$.
 - (a) Apply the pile-scramble shuffle to M .
 - (b) Turn over all cards in Row i of M .
 - (c) For each $j = 1, 2, \dots, k$, if $M(i, j)$ is a , swap $M(i, j)$ and $M(1, j)$.
 - (d) Turn over all face-up cards.
3. Apply the pile-scramble shuffle to M .
4. Turn over all cards in Row 1 of M . Output the total number of s in Row 1.

The only differences from the equality function protocol are that in Step 2(c), we replace a card $M(1, j)$ by a  instead of a , and that in Step 4, we output the total number of s in Row 1.

5.1.1 Proof of Correctness

Observe that in Step 2(c), we “overwrite” a card $M(1, j)$ in Row 1, replacing it with a \clubsuit . Therefore, once a card in Row 1 becomes a \clubsuit , it will always stay a \clubsuit throughout the protocol.

Consider a card $M(1, j)$ at the beginning of the protocol (we consider this exact card no matter which column it later moves to). If it is a \clubsuit at the beginning, i.e. $a_1 = j - 1$, it will stay a \clubsuit at the end. On the other hand, if it is a \heartsuit at the beginning, it will become a \clubsuit at the end if and only if it has been replaced by a \clubsuit from Row $i \geq 2$ at some step during the protocol, which occurs when $a_i = j - 1$.

Therefore, we can conclude that a card $M(1, j)$ at the beginning becomes a \clubsuit at the end if and only if there is an index $i \in \{1, 2, \dots, n\}$ such that $a_i = j - 1$. This means the number of \clubsuit s in Row 1 at the end is equal to the number of such indices j , which is exactly the output of the set size function. Hence, our protocol is always correct.

5.1.2 Proof of Security

It is sufficient to show that any step that reveals face-up cards does not leak any information about the inputs.

Consider Step 2(b). The cards in Row i have never been swapped with cards from other row before, so they consist of one \clubsuit and $k - 1$ \heartsuit s. Moreover, due to the pile-scramble shuffle in Step 2(a), the only \clubsuit has an equal probability of $1/k$ to be in each column no matter what a_i is. Therefore, this step does not leak information about the inputs.

Consider Step 4. Suppose Row 1 consists of ℓ \clubsuit s and $k - \ell$ \heartsuit s. Due to the pile-scramble shuffle in Step 3, the ℓ \clubsuit s have an equal probability to be in each of the $\binom{k}{\ell}$ combinations of columns. Therefore, this step only reveals the value $\ell = SS(a_1, a_2, \dots, a_n)$ without leaking other information about the inputs.

5.2 Protocol for Set Function

We modify the set size function protocol in Section 5.1 to compute the set function. The setup phase is the same, with each i -th player having a sequence $E_k(a_i)$. All players together perform the following steps.

1. Construct an $(n + 1) \times k$ matrix M by putting a sequence $E_k(a_i)$ in Row i of M for each $i = 1, 2, \dots, n$ and putting a sequence $E_k(0)$ in Row $n + 1$.
2. Perform the following steps for $i = 2, 3, \dots, n$.
 - (a) Apply the pile-shifting shuffle to M .
 - (b) Turn over all cards in Row i of M .
 - (c) For each $j = 1, 2, \dots, k$, if $M(i, j)$ is a \clubsuit , swap $M(i, j)$ and $M(1, j)$.
 - (d) Turn over all face-up cards.
3. Apply the pile-shifting shuffle to M .
4. Turn over all cards in Row $n + 1$ of M . Shift the columns of M cyclically such that the only \clubsuit in Row $n + 1$ moves to Column 1.

5. Turn over all cards in Row 1 of M . Output the set $\{j | M(1, j + 1) \text{ is a } \spadesuit\}$.

Note that in this protocol, we apply the pile-shifting shuffle instead of the pile-scramble shuffle in Steps 2(a) and 3. The purpose of Row $n + 1$ and Step 4 is to revert the matrix M to its original position before any pile-shifting shuffle.

5.2.1 Proof of Correctness

By the same reasons as the proof of correctness in Section 5.1.1, a card $M(1, j)$ at the beginning becomes a \spadesuit at the end if and only if there is an index $i \in \{1, 2, \dots, n\}$ such that $a_i = j - 1$.

In this protocol, we only apply pile-shifting shuffles without pile-scramble shuffles, so the columns of M only move cyclically throughout the protocol. Thus, in Step 4 where the \spadesuit in Row $n + 1$ returns to its original position in Column 1, the columns of M must also return to their original order at the beginning of the protocol. This means the set outputted in Step 5 is exactly the set $\{j | \exists i, a_i = j\}$. Hence, our protocol is always correct.

5.2.2 Proof of Security

It is sufficient to show that any step that reveals face-up cards does not leak any information about the inputs.

Consider Step 2(b). The cards in Row i have never been swapped with cards from other row before, so they consist of one \spadesuit and $k - 1$ \heartsuit s. Moreover, due to the pile-shifting shuffle in Step 2(a), the only \spadesuit has an equal probability of $1/k$ to be in each column no matter what a_i is. Therefore, this step does not leak information about the inputs.

Consider Step 4. The cards in Row $n + 1$ have never been swapped with cards from other row before, so they consist of one \spadesuit and $k - 1$ \heartsuit s. Moreover, due to the pile-shifting shuffle in Step 3, the only \spadesuit has an equal probability of $1/k$ to be in each column. Therefore, this step does not leak information about the inputs.

Consider Step 5. The positions of all \spadesuit s in Row 1 only reveal the set $\{j | \exists i, a_i = j\}$, which is exactly the output of the set function. Therefore, this step does not leak information about the inputs.

6 Future Work

We developed three protocols to compute the equality, set, and set size functions. Possible future work includes reducing the number of required cards and shuffles in these protocols, or proving the lower bounds of them. Also, as all results so far have been focusing on using two types of cards, it is an interesting question that whether we can reduce the number of cards if three or more types of cards are used. Other challenging work includes developing protocols to compute other functions in $\mathbb{Z}/k\mathbb{Z}$ for $k > 2$.

References

- [1] Y. Abe, Y. Hayashi, T. Mizuki and H. Sone. Five-Card AND Computations in Committed Format Using Only Uniform Cyclic Shuffles. *New Generation Computing*, 39(1): 97–114 (2021).

- [2] C. Crépeau and J. Kilian. Discreet Solitary Games. In *Proceedings of the 13th Annual International Cryptology Conference (CRYPTO '93)*, pp. 319–330 (1994).
- [3] B. den Boer. More Efficient Match-Making and Satisfiability: the Five Card Trick. In *Proceedings of the Workshop on the Theory and Application of Cryptographic Techniques (EUROCRYPT '89)*, pp. 208–217 (1990).
- [4] J. Heather, S. Schneider and V. Teague. Cryptographic protocols with everyday objects. *Formal Aspects of Computing*, 26(1): 37–62 (2014).
- [5] R. Ishikawa, E. Chida and T. Mizuki. Efficient Card-Based Protocols for Generating a Hidden Random Permutation Without Fixed Points. In *Proceedings of the 14th International Conference on Unconventional Computation and Natural Computation (UCNC)*, pp. 215–226 (2015).
- [6] A. Koch. The Landscape of Optimal Card-Based Protocols. *Mathematical Cryptology*, 1(2): 115–131 (2021).
- [7] A. Koch, S. Walzer and K. Härtel. Card-Based Cryptographic Protocols Using a Minimal Number of Cards. In *Proceedings of the 21st International Conference on the Theory and Application of Cryptology and Information Security (ASIACRYPT)*, pp. 783–807 (2015).
- [8] Y. Komano and T. Mizuki. Coin-based Secure Computations. *International Journal of Information Security*, 21(4): 833–846 (2022).
- [9] T. Mizuki, I.K. Asiedu and H. Sone. Voting with a Logarithmic Number of Cards. In *Proceedings of the 12th International Conference on Unconventional Computation and Natural Computation (UCNC)*, pp. 162–173 (2013).
- [10] T. Mizuki, Y. Kugimoto and H. Sone. Secure Multiparty Computations Using a Dial Lock. In *Proceedings of the 4th Annual Conference on Theory and Applications of Models of Computation (TAMC)*, pp. 499–510 (2007).
- [11] T. Mizuki, M. Kumamoto and H. Sone. The Five-Card Trick Can Be Done with Four Cards. In *Proceedings of the 18th International Conference on the Theory and Application of Cryptology and Information Security (ASIACRYPT)*, pp. 598–606 (2012).
- [12] T. Mizuki and H. Sone. Six-Card Secure AND and Four-Card Secure XOR. In *Proceedings of the 3rd International Frontiers of Algorithmics Workshop (FAW)*, pp. 358–369 (2009).
- [13] T. Mizuki, F. Uchiike and H. Sone. Securely computing XOR with 10 cards. *The Australasian Journal of Combinatorics*, 36: 279–293 (2006).
- [14] V. Niemi and A. Renvall. Secure multiparty computations without computers. *Theoretical Computer Science*, 191: 173–183 (1998).
- [15] T. Nishida, Y. Hayashi, T. Mizuki and H. Sone. Card-Based Protocols for Any Boolean Function. In *Proceedings of the 12th Annual Conference on Theory and Applications of Models of Computation (TAMC)*, pp. 110–121 (2015).

- [16] T. Nishida, T. Mizuki and H. Sone. Securely Computing the Three-Input Majority Function with Eight Cards. In *Proceedings of the 2nd International Conference on the Theory and Practice of Natural Computing (TPNC)*, pp. 193–204 (2013).
- [17] S. Ruangwises. The Landscape of Computing Symmetric n -Variable Functions with $2n$ Cards. In *Proceedings of the 20th International Colloquium on Theoretical Aspects of Computing (ICTAC)*, pp. 74–82 (2023).
- [18] S. Ruangwises. Using Five Cards to Encode Each Integer in $\mathbb{Z}/6\mathbb{Z}$. In *Proceedings of the 14th International Conference on Security for Information Technology and Communications (SecITC)*, pp. 165–177 (2022).
- [19] S. Ruangwises and T. Itoh. AND Protocols Using only Uniform Shuffles. In *Proceedings of the 14th International Computer Science Symposium in Russia (CSR)*, pp. 349–358 (2019).
- [20] S. Ruangwises and T. Itoh. Securely Computing the n -Variable Equality Function with $2n$ Cards. *Theoretical Computer Science*, 887: 99–110 (2021).
- [21] K. Shinagawa and T. Mizuki. Card-based Protocols Using Triangle Cards. In *Proceedings of the 9th International Conference on Fun with Algorithms (FUN)*, pp. 31:1–31:13 (2018).
- [22] K. Shinagawa and T. Mizuki. The Six-Card Trick: Secure Computation of Three-Input Equality. In *Proceedings of the 21st Annual International Conference on Information Security and Cryptology (ICISC)*, pp. 123–131 (2018).
- [23] K. Shinagawa, T. Mizuki, J.C.N. Schuldt, K. Nuida, N. Kanayama, T. Nishide, G. Hanaoka and E. Okamoto. Card-Based Protocols Using Regular Polygon Cards. *IEICE Trans. Fundamentals*, 100.A(9): 1900–1909 (2017).
- [24] A. Stiglic. Computations with a deck of cards. *Theoretical Computer Science*, 259: 671–678 (2001).
- [25] K. Toyoda, D. Miyahara and T. Mizuki. Another Use of the Five-Card Trick: Card-Minimal Secure Three-Input Majority Function Evaluation. In *Proceedings of the 22nd International Conference on Cryptology in India (INDOCRYPT)*, pp. 536–555 (2021).
- [26] I. Ueda, D. Miyahara, A. Nishimura, Y. Hayashi, T. Mizuki and H. Sone. Secure implementations of a random bisection cut. *International Journal of Information Security*, 19(4): 445–452 (2020).