

# Nonparametric Steady-State Learning for Nonlinear Output Feedback Regulation

Shimin Wang<sup>a</sup>, Martin Guay<sup>b</sup>, Richard D. Braatz<sup>a</sup>

<sup>a</sup>*Massachusetts Institute of Technology, Cambridge, MA 02142, USA*

<sup>b</sup>*Queen's University, Kingston, ON K7L 3N6, Canada*

## Abstract

This article addresses the nonadaptive and robust output regulation problem of the general nonlinear output feedback system with error output. The global robust output regulation problem for a class of general output feedback nonlinear systems with an uncertain exosystem and high relative degree can be tackled by constructing a linear generic internal model, provided that a continuous nonlinear mapping exists. Leveraging the proposed nonadaptive framework facilitates the conversion of the nonlinear robust output regulation problem into a robust nonadaptive stabilization formulation for the augmented system endowed with Input-to-State Stable dynamics. This approach removes the need for constructing a specific Lyapunov function with positive semi-definite derivatives and avoids the common assumption of linear parameterization of the nonlinear system. The nonadaptive approach is extended by incorporating the nonparametric learning framework to ensure the feasibility of the nonlinear mapping, which can be tackled using a data-driven method. Moreover, the introduced nonparametric learning framework allows the controlled system to learn the dynamics of the steady-state input behaviour from the signal generated from the internal model with the output error as the feedback. As a result, the nonadaptive/nonparametric approach can be advantageous to guarantee the convergence of the estimation and tracking error even when the underlying controlled system dynamics are complex or poorly understood. The effectiveness of the theoretical results is illustrated for a benchmark example: a controlled duffing system and two practical examples: a continuously stirred tank reactor and a continuous bioreactor.

**Keywords:** Output regulation, Model-free, Nonparametric learning, Continuous reactor, Data-driven regulation, Internal Model

## 1. Introduction

Output regulation is an essential issue in the design of control systems (Isidori & Byrnes, 1990; Sutton, Barto, & Williams, 2002). It aims to have a system track a class of desired signals while rejecting the external disturbance (Marconi & Praly, 2008; Isidori & Byrnes, 1990; Huang, 2004). Accordingly, the desired signals and external disturbance can be lumped together as exogenous signals that are generated by an autonomous differential equation called exosystem. Various formulations of the output regulation problems have been investigated in the past decade, such as linear systems in Francis and Wonham (1976) and nonlinear systems in Marconi and Praly (2008) and Huang (2004) with or without uncertainties in the exosystem. Feedforward and feedback control are widely employed generic schematics for

addressing output regulation problems. In terms of feedforward control, Isidori and Byrnes (1990) showed that the output regulation of nonlinear systems can be solved by a feedforward control synthesized from specific solvable nonlinear partial differential equations called nonlinear regulator equations. The solvability of the nonlinear output regulation using feedforward control strictly relies on the perfect knowledge of the plant and the exosystem dynamics in the absence of uncertainties.

The pivotal technique employed to handle uncertainties and to solve output regulation problems in feedback control system design is the internal model principle. In this formulation, the internal model can be interpreted as an observer of the steady-state generator providing online estimates of the steady-state input. Output regulation in linear dynamical systems has been shown to be achievable by solving pole assignment problems in Francis and Wonham (1976). Since the steady-state tracking error is a linear function of the exogenous signals, the resulting linear internal model has poles placed at the poles of the original exosystem. Regarding nonlinear output regulation, Huang and Lin (1994) revealed that the steady-state tracking error in a nonlinear system is a nonlinear function of the exogenous signals. As a result, the feedforward control and the linear internal model become invalid in the

\*This research was supported by the U.S. Food and Drug Administration under the FDA BAA-22-00123 program, Award Number 75F40122C00200.

Shimin Wang and Richard D. Braatz are with Massachusetts Institute of Technology, Cambridge, MA 02142, USA (bellewsm@mit.edu, braatz@mit.edu).

Martin Guay is with Queen's University, Kingston, ON K7L 3N6, Canada (martin.guay@queensu.ca).

(Corresponding author: Richard D. Braatz).

presence of unknown parameters and nonlinearities arising from the controlled system plant and exosystem.

Multifarious versions of the internal models for various nonlinear system dynamics and diverse exosystems have been extensively provided over the last decades, such as the canonical linear internal model (Nikiforov, 1998; Serrani, Isidori, & Marconi, 2001), nonlinear internal models (Byrnes & Isidori, 2003; Huang & Chen, 2004), and general or generic internal models (Marconi & Praly, 2008; Wang, Guay, Chen, & Braatz, 2025). The canonical linear internal model has been successfully applied in solving heterogeneous nonlinear output regulation problems for known and uncertain linear exosystems with adaptive methods (Huang, 2004; Basturk & Krstic, 2015; Serrani, Isidori, & Marconi, 2001; Marino & Tomei, 2003), and even recently was employed to address the disturbance rejection problem of Euler–Lagrange systems in Lu, Liu, and Feng (2019). To handle nonlinear exosystems subject to more general exosystem non-sinusoidal signal classes in the absence of uncertainties, two different nonlinear internal models were introduced by Byrnes and Isidori (2003) and Huang and Chen (2004). To remove various assumptions on the steady-state input, a generic internal model for addressing output regulation of minimum and non-minimum phase nonlinear systems was initially proposed in Marconi and Praly (2008). More articles and reviews related to internal models in control theory, bioengineering, and neuroscience are in Bin, Huang, Isidori, Marconi, Mischiati, and Sontag (2022).

In terms of the generic internal model, as pointed out by Bin, Huang, Isidori, Marconi, Mischiati, and Sontag (2022), a significant advantage of Marconi and Praly (2008) is that the generic internal model does not rely on any specific expression of steady-state input as long as the steady-state generator exists. In addition, the nonlinear regulator of the generic internal model ensures robust asymptotic regulation against unstructured uncertainties, as shown in Bin, Astolfi, and Marconi (2024). Moreover, the generic internal model can directly provide the unknown parameters arising from the exosystem, eliminating the need for the adaptive control technique and having a significant advantage compared to the canonical linear internal model (Nikiforov, 1998). In fact, the adaptive control approach faces two challenges that impede further research on the adaptive output regulation problem. Firstly, it requires the construction of a specific Lyapunov function for the nonlinear time-varying adaptive system with a positive semidefinite derivative to ensure the convergence of the partial state by using LaSalle–Yoshizawa Theorem. This yields weaker stability, resulting in the absence of effective analysis techniques. Therefore, it only applies to a class of uncertain nonlinear systems in the parametric form. Moreover, another feature of adaptive techniques requires a known and explicit regressor determined by the controlled system structure and the exosystem, which can be found in

Liu, Chen, and Huang (2009) and in the nonlinear regression case (Forte, Isidori, & Marconi, 2013). Secondly, when dealing with the nonlinear time-varying adaptive system in the presence of external inputs, the derivative of the Lyapunov function constructed through the adaptive method incorporates a negative semidefinite term and external inputs. Nevertheless, the negative semidefinite term is insufficient to guarantee the boundedness property, even with a small input term (like noise input), as illustrated using a counterexample in Chen (2023).

In contrast, the nonadaptive method proposed by Isidori, Marconi, and Praly (2012) removes the need for constructing such kinds of Lyapunov functions for the closed-loop system with positive semidefinite definite derivatives and also did not require the studied nonlinear system to be in parametric form. As a consequence, the nonadaptive method for solving output regulation problems has received considerable attention (Marconi & Praly, 2008; Marconi, Praly, & Isidori, 2007; Bin, Bernard, & Marconi, 2020). Nevertheless, the generic internal model-based method for solving output regulation strictly relies on the explicit construction of a nonlinear continuous mapping function, which is only assumed to exist (Kreisselmeier & Engel, 2003; Bin, Huang, Isidori, Marconi, Mischiati, & Sontag, 2022). Just as Bin, Astolfi, and Marconi (2024) pointed out, no general analytical expression is known for the nonlinear regulator construction of the generic internal model-based method. Consequently, approximation methods have been proposed using system identification least-squares techniques to select optimized parameters for the construction of nonlinear continuous mapping functions (Marconi & Praly, 2008; Marconi, Praly, & Isidori, 2007; Bin, Bernard, & Marconi, 2020; Bernard, Bin, & Marconi, 2020). It has been demonstrated in Huang and Lin (1994) that the steady-state tracking error in a nonlinear system is a nonlinear function of the exogenous signals. In recent developments, Wang, Guay, Chen, and Braatz (2025) proposed a non-parametric learning framework for the construction of the nonlinear mapping in a general setting by establishing connections between the Generalized Sylvester Matrix Equation, the generic internal model, and a nonlinear Luenberger observer design. This framework enables the steady-state generator to be polynomial in the exogenous signal for nonlinear output regulation while relaxing restrictive assumptions on the exosystem, such as the requirement for an even dimension and the absence of zero eigenvalue imposed in Xu and Huang (2019).

Based on the aforementioned statement, this article aims to address the nonlinear robust output regulation for general nonlinear output feedback systems with higher relative degrees using nonadaptive and non-parametric learning methods. These methods are in contrast with existing techniques that are based on common adaptive control methods (Tomei & Marino, 2023; Liu, Chen, & Huang, 2009; Liuzzo, Marino, & Tomei,

2007; Ding, 2003). The output regulation problem for uncertain nonlinear systems with higher relative degree remains an active research area (Tomei & Marino, 2023; Dimanidis, Bechlioulis, & Rovithakis, 2020), with some interesting results on the design of low-complexity, approximation-free, output-feedback controller to achieve output tracking with prescribed transient and steady-state performance (Dimanidis, Bechlioulis, & Rovithakis, 2020). The proposed nonparametric learning framework addresses the global robust output regulation problem via the construction of a linear generic internal model contingent on the existence of a continuous nonlinear mapping. This approach enables the transformation of the nonlinear robust output regulation problem into a robust nonadaptive stabilization design problem for an augmented system with Input-to-State Stable (ISS) dynamics. Furthermore, integrating a nonparametric learning framework ensures the viability of the nonlinear mapping, demonstrating its capability to capture intricate and nonlinear relationships without the need for the existence of a predefined model of the steady-state input behaviour.

In contrast to the methodologies in Tomei and Marino (2023); Nikiforov (1998); Ding (2003) and Liu, Chen, and Huang (2009), which rely on system dynamics to satisfy the linear-in-parameter (parameterized) condition and employ adaptive learning, the nonparametric learning framework directly learns the system dynamics of the steady-state input with a data-driven technique that requires the construction of a Hankel matrix using the internal model signal. Moreover, this nonparametric approach can be considered a model-free method, as it eliminates the need for a regressor, which, in adaptive methods, is typically dictated by the structure of the system and the exosystem. The proposed methodology also overcomes the construction of a specific Lyapunov function whose derivatives can only be shown to be negative semidefinite for a restricted class of systems in adaptive methods. In addition, this study also provides an alternative proof for Lemma 3 of Wang, Guay, Chen, and Braatz (2025) in terms of the solution for a time-varying equation. The practical applicability and effectiveness of the approach are underscored by application to a Duffing system, a continuously stirred tank reactor, and a well-mixed continuous bioreactor, showcasing its potential in real-world scenarios. In particular, the introduction of an oscillatory disturbance in the feed temperature of a continuously stirred tank reactor and the cellular growth rate of continuous bioreactor results in an unknown steady-state chattering behavior, which is significantly more complex than the constant offset disturbance investigated in Uppal, Ray, and Poore (1974) and Henson and Seborg (1992). Overall, the nonparametric learning framework can contribute to advancing robust control strategies and learning the unknown steady-state behavior of nonlinear systems with broader implications in many engineering applications.

The rest of this paper is organized as follows. Section 2 introduces some standard assumptions and lemmas. Section 3 is devoted to the presentation of the main results. This is followed by simulation examples in Section 4 and brief conclusions in Section 5.

**Notation:**  $\|\cdot\|$  is the Euclidean norm.  $Id: \mathbb{R} \rightarrow \mathbb{R}$  is an identity function. For  $X_i \in \mathbb{R}^{n_i \times m}$  with  $i = 1, \dots, N$ , let  $\text{col}(X_1, \dots, X_N) = [X_1^\top, \dots, X_N^\top]^\top$  and

$$\text{diag}(X_1, \dots, X_N) = \begin{bmatrix} X_1 & & \\ & \ddots & \\ & & X_N \end{bmatrix}.$$

A function  $\alpha: \mathbb{R}_{\geq 0} \rightarrow \mathbb{R}_{\geq 0}$  is of class  $\mathcal{K}$  if it is continuous, positive definite, and strictly increasing. The notation  $\mathcal{K}_o$  and  $\mathcal{K}_\infty$  identifies the subclasses of bounded and unbounded  $\mathcal{K}$  functions, respectively. For functions  $f_1(\cdot)$  and  $f_2(\cdot)$  with compatible dimensions, their composition  $f_1(f_2(\cdot))$  is denoted by  $f_1 \circ f_2(\cdot)$ . For two continuous and positive definite functions  $\kappa_1(\varsigma)$  and  $\kappa_2(\varsigma)$ ,  $\kappa_1 \in \mathcal{O}(\kappa_2)$  means that  $\limsup_{\varsigma \rightarrow 0^+} \frac{\kappa_1(\varsigma)}{\kappa_2(\varsigma)} < \infty$ .

## 2. Problem Formulation and Assumptions

We consider a class of nonlinear control systems of the form:

$$\dot{z} = f(z, y, v, w), \quad (1a)$$

$$\dot{x} = A_c x + g(z, y, v, w) + B_c b u, \quad (1b)$$

$$y = C_c x, \quad (1c)$$

$$e = y - h(v, w), \quad (1d)$$

where  $(z, x) \in \mathbb{R}^{n_z} \times \mathbb{R}^r$  is the vector of state variables with  $r \geq 1$  with a  $z$ -subsystem of fully nonlinear dynamics and a  $x$ -subsystem of partially structured linear dynamics with an additional nonlinear term  $g(z, y, v, w) = \text{col}(g_1(z, y, v, w), \dots, g_r(z, y, v, w))$ ,  $y \in \mathbb{R}$  is the output of the system,  $e \in \mathbb{R}$  is the tracking error of the system,  $u \in \mathbb{R}$  is the input,  $w \in \mathbb{W} \subset \mathbb{R}^{n_w}$  is an uncertain parameter vector with  $\mathbb{W}$  being an arbitrarily prescribed subset of  $\mathbb{R}^{n_w}$  containing the origin,  $b$  is a positive constant, the functions  $h(\cdot)$ ,  $f(\cdot)$ ,  $g_i(\cdot)$  are globally defined and sufficiently smooth and satisfy  $h(0, w) = 0$ ,  $f(0, 0, 0, w) = 0$ , and  $g_i(0, 0, 0, w) = 0$  for all  $w \in \mathbb{W}$ , and  $v(t) \in \mathbb{R}^{n_v}$  is an exogenous signal representing the reference input and disturbance, which is generated by the exosystem

$$\dot{v} = S(\sigma)v, \quad (2)$$

where  $\sigma \in \mathbb{S} \subset \mathbb{R}^{n_\sigma}$  represents the uncertainties in the exosystem with  $S(\sigma)$  being a constant matrix. The matrices  $A_c \in \mathbb{R}^{r \times r}$ ,  $C_c \in \mathbb{R}^{1 \times r}$ , and  $B_c \in \mathbb{R}^r$  have the form

$$A_c = \begin{bmatrix} \mathbf{0} & I_{r-1} \\ 0 & \mathbf{0} \end{bmatrix}, \quad C_c^\top = \text{col}(1, \mathbf{0}_{r-1}), \quad B_c = \text{col}(\mathbf{0}_{r-1}, 1),$$

where  $I_{r-1}$  and  $\mathbf{0}_{r-1} = \text{col}(0, \dots, 0)$  are the identity matrix and zero vector of  $r - 1$  dimension, respectively.

Symbol	Description
$(z, x) \in \mathbb{R}^{n_z} \times \mathbb{R}^r$	State variables: $z$ (fully nonlinear), $x$ (partially structured)
$r \geq 1$	Relative degree of the system
$y \in \mathbb{R}$	System output
$e \in \mathbb{R}$	Tracking error
$u \in \mathbb{R}$	Control input
$v(t) \in \mathbb{R}^{n_v}$	Exogenous signal (reference input and disturbance)
$w \in \mathbb{W} \subset \mathbb{R}^{n_w}$	Uncertain parameter vector ( $\mathbb{W}$ contains the origin)
$g(z, y, v, w) = \text{col}(g_1, \dots, g_r)$	Nonlinear term in $x$ -subsystem
$h(\cdot), f(\cdot), g_i(\cdot)$	Smooth functions governing system dynamics
$h(0, w) = 0$	Output function property at the origin
$f(0, 0, 0, w) = 0$	System function property at the origin
$g_i(0, 0, 0, w) = 0$	Nonlinear term property at the origin
$b > 0$	Positive parameter

**Table 1:** System Description

The nonlinear robust output regulation problem in this article is formulated below

**Problem 1.** *Given the nonlinear system (1)–(2) and any compact subsets  $\mathbb{S} \in \mathbb{R}^{n_\sigma}$ ,  $\mathbb{W} \in \mathbb{R}^{n_w}$ , and  $\mathbb{V} \in \mathbb{R}^{n_v}$  with  $\mathbb{W}$  and  $\mathbb{V}$  containing the origin, design a control law such that for all initial conditions  $v(0) \in \mathbb{V}$ ,  $\sigma \in \mathbb{S}$  and  $w \in \mathbb{W}$ , and any initial states  $\text{col}(z(0), x(0)) \in \mathbb{R}^{n_z+r}$ , the solution of the closed-loop system exists and is bounded for all  $t \geq 0$ , and  $\lim_{t \rightarrow \infty} e(t) = 0$ .*

Before proceeding with the main results, we state the assumptions.

**Assumption 1.** *For all  $\sigma$ , all the eigenvalues of  $S(\sigma)$  are simple with zero real parts.*

**Assumption 2.** *There exists a globally defined smooth function  $\mathbf{z}(v, w, \sigma) : \mathbb{R}^{n_v} \times \mathbb{R}^{n_w} \times \mathbb{R}^{n_\sigma} \mapsto \mathbb{R}^{n_z}$  such that*

$$\frac{\partial \mathbf{z}(v, w, \sigma)}{\partial v} S(\sigma) v = f(\mathbf{z}(v, w, \sigma), h(v, w), v, w) \quad (3)$$

for all  $(v, w, \sigma) \in \mathbb{V} \times \mathbb{W} \times \mathbb{S}$  with  $\mathbf{z}(0, w, \sigma) = 0$ .

**Remark 1.** *Assumption 1 is a standard assumption appearing in Isidori, Marconi, and Praly (2012); Huang and Chen (2004); Serrani, Isidori, and Marconi (2001); Wang, Guay, Chen, and Braatz (2025) which limits the exogenous signal  $v$  generated in (2) to be arbitrarily large constant signals and multi-tone sinusoidal signals with arbitrarily unknown initial phases, amplitudes and arbitrarily known frequencies. The term  $\mathbf{z}(v, w, \sigma)$  denotes the steady state of the  $z$ -subsystem (1a) which is the solution to the associated regulator equation (3).*

**Assumption 3 (Minimum-phase condition).** *The translated inverse system*

$$\dot{\bar{z}} = f(\bar{z} + \mathbf{z}(\mu), e + h(v, w), v, w) - f(\mathbf{z}(\mu), h(v, w), v, w) \quad (4)$$

is input-to-state stable with state  $\bar{z} = z - \mathbf{z}(\mu)$ ,  $\mu = \text{col}(v, w, \sigma)$  and input  $e$  in the sense of Sontag (2019). In particular, there exists a continuous function  $V_{\bar{z}}(\bar{z})$  satisfying

$$\underline{\alpha}_{\bar{z}}(\|\bar{z}\|) \leq V_{\bar{z}}(\bar{z}) \leq \bar{\alpha}_{\bar{z}}(\|\bar{z}\|)$$

for some class  $\mathcal{K}_\infty$  functions  $\underline{\alpha}_{\bar{z}}(\cdot)$  and  $\bar{\alpha}_{\bar{z}}(\cdot)$  such that, for any  $v \in \mathbb{V}$ , along the trajectories of the  $\bar{z}$  subsystem,

$$\dot{V}_{\bar{z}} \leq -\alpha_{\bar{z}}(\|\bar{z}\|) + \gamma(e),$$

where  $\alpha_{\bar{z}}(\cdot)$  is some known class  $\mathcal{K}_\infty$  function satisfying  $\limsup_{\varsigma \rightarrow 0^+} (\alpha_{\bar{z}}^{-1}(\varsigma^2)/\varsigma) < +\infty$ , and  $\gamma(\cdot)$  is some known smooth positive definite function.

**Remark 2.** *Assumption 3 guarantees that the  $\bar{z}$ -system (4) is input-to-state stable with state  $\bar{z}$  and input  $e$ . In addition, by the changing supply function technique (Sontag and Teel, 1995), there exists a continuous function  $\bar{V}_{\bar{z}}(\bar{z})$  satisfying  $\underline{\alpha}_{\bar{z}}(\|\bar{z}\|) \leq \bar{V}_{\bar{z}}(\bar{z}) \leq \bar{\alpha}_{\bar{z}}(\|\bar{z}\|)$ , for some class  $\mathcal{K}_\infty$  functions  $\underline{\alpha}_{\bar{z}}(\cdot)$  and  $\bar{\alpha}_{\bar{z}}(\cdot)$  such that for any smooth function  $\Delta_{\bar{z}}(\bar{z}) > 0$  and any  $\mu \in \mathbb{V} \times \mathbb{W} \times \mathbb{S}$ , the time derivative of  $\bar{V}_{\bar{z}}(\bar{z})$  along the trajectory (4) satisfies the inequality*

$$\dot{\bar{V}}_{\bar{z}}(\bar{z}) \leq -\Delta_{\bar{z}}(\bar{z})\|\bar{z}\|^2 + \delta_{\bar{z}}\gamma_{\bar{z}}(e)e^2,$$

where  $\delta_{\bar{z}}$  and  $\gamma_{\bar{z}}(\cdot)$  are some positive constant and positive smooth function, respectively.

Under Assumption 2, there exists globally defined smooth functions  $\{\mathbf{x}(v, w, \sigma), \mathbf{z}(v, w, \sigma), \mathbf{u}(v, w, \sigma)\}$  with  $\mathbf{x}_1(v, w, \sigma) = h(v, w)$  satisfying

$$\begin{aligned} \frac{\partial \mathbf{x}(\mu)}{\partial v} S(\sigma) v &= A_c \mathbf{x}(\mu) + g(\mathbf{z}(\mu), \mathbf{x}_1(\mu), \mu) + B_c b \mathbf{u}(\mu), \\ \mathbf{u}(\mu) &= b^{-1} \times \left[ \frac{\partial \mathbf{x}_r(\mu)}{\partial v} S(\sigma) v - g_r(\mathbf{z}, \mathbf{x}_1(\mu), \mu) \right], \end{aligned}$$

with  $\mathbf{x}(\mu) = \text{col}(\mathbf{x}_1(\mu), \dots, \mathbf{x}_r(\mu))$ . For convenience, let  $\mathbf{x} \equiv \mathbf{x}(\mu)$ ,  $\mathbf{z} \equiv \mathbf{z}(\mu)$  and  $\mathbf{u} \equiv \mathbf{u}(\mu)$ .

The control system (1) has relative degree  $r \geq 2$ . Motivated by Jiang, Mareels, Hill, and Huang (2004), we define the input-driven filter

$$\dot{\hat{x}} = A\hat{x} + B_c u, \quad (5)$$

where  $\hat{x} \in \mathbb{R}^r$  is an estimate of  $x$  in system (1), and  $A = A_c - \lambda C_c$  with  $\lambda = \text{col}(\lambda_1, \dots, \lambda_r)$  such that  $A$  is Hurwitz. We perform the coordinate transformation  $\tilde{x}_i = b^{-1} x_i - \hat{x}_i$ ,  $i = 1, \dots, r$ , to obtain

$$\dot{z} = f(z, y, v, w), \quad (6a)$$

$$\dot{\hat{x}} = A\hat{x} + b^{-1} \times (\lambda y + g(z, y, v, w)), \quad (6b)$$

$$\dot{y} = b\hat{x}_2 + b\tilde{x}_2 + g_1(z, y, v, w), \quad (6c)$$

$$\dot{\hat{x}}_i = \hat{x}_{i+1} - \lambda_i \hat{x}_1, \quad i = 2, \dots, r-1, \quad (6d)$$

$$\dot{\hat{x}}_r = u - \lambda_r \hat{x}_1, \quad (6e)$$

where  $g(z, y, v, w) = \text{col}(g_1(z, y, v, w), \dots, g_r(z, y, v, w))$  and  $\hat{x} = \text{col}(\hat{x}_1, \dots, \hat{x}_r)$ .

**Assumption 4.** The function  $\mathbf{u}(v, \sigma, w)$  is a polynomial in  $v$  with coefficients depending on  $w$  and  $\sigma$ .

Under Assumptions 2 and 4, there exists an integer  $n_u$ , such that

$$\begin{aligned} \mathbf{u}(v, \sigma, w) &= \sum_{l=1}^{n_u} U_l(\sigma, w) v^{[l]} \\ &= \underbrace{\begin{bmatrix} U_1(\sigma, w) & \dots & U_{n_u}(\sigma, w) \end{bmatrix}}_{\Gamma_u(\sigma, w)} \text{col}(v^{[1]}, \dots, v^{[n_u]}) \end{aligned}$$

where  $\Gamma_u(\sigma, w)$  is a suitable constant coefficient matrix and

$$\begin{aligned} v^{[l]} &= \text{col}(v_1^l, v_1^{l-1} v_2, \dots, v_1^{l-1} v_{n_u}, v_1^{l-2} v_2^2, v_1^{l-2} v_2 v_3, \dots, \\ &\quad v_1^{l-2} v_2 v_{n_u}, v_1^{l-3} v_2^3, v_1^{l-3} v_2^2 v_3, \dots, v_1^{l-3} v_2^2 v_{n_u}, \dots, v_{n_u}^l) \\ l &= 1, \dots, n_u. \end{aligned}$$

Moreover, from Chapter 4 of Huang (2004), let  $\tau_u(v) = \text{col}(v^{[1]}, \dots, v^{[n_u]}) \in \mathbb{R}^{n_\tau}$ ; there exist matrices  $\Phi_u \in \mathbb{R}^{n_\tau \times n_\tau}$  and  $\Gamma_u \in \mathbb{R}^{n_\tau \times 1}$  such that

$$\begin{aligned} \underbrace{\frac{\partial \tau_u(v)}{\partial v} S(\sigma) v}_{\dot{\tau}_u(v)} &= \Phi_u(\sigma) \tau_u(v), \\ \mathbf{u}(\mu) &= \Gamma_u(\mu) \tau_u(v), \end{aligned}$$

with all the eigenvalues of  $\Phi_u(\sigma)$  having zero real part. Then, since the Hurwitz  $A$  sharing no common eigenvalues with  $\Phi_u(\sigma)$ , the generalized Sylvester equation

$$P_u \Phi_u = A P_u + B_c \Gamma_u$$

admits a unique solution  $P_u \in \mathbb{R}^{r \times n_\tau}$ . As a result, let  $\hat{\mathbf{x}}(\mu) = P_u \tau_u(\mu)$ , together with (10), resulting in

$$\begin{aligned} \dot{\hat{\mathbf{x}}}(\mu) &= P_u \Phi_u(\sigma) \tau_u(\mu) \\ &= A P_u \tau_u(\mu) + B_c \Gamma_u \tau_u(\mu) \\ &= A \hat{\mathbf{x}}(\mu) + B_c \mathbf{u}(\mu) \end{aligned} \quad (7)$$

in which each component of  $\hat{\mathbf{x}}(\mu) = \text{col}(\hat{\mathbf{x}}_1(\mu), \dots, \hat{\mathbf{x}}_r(\mu))$  is polynomial in  $v$  with coefficients depending on  $w$  and  $\sigma$ .

Let  $\mathbf{E}(\mu) = b^{-1} \mathbf{x}(\mu) - \hat{\mathbf{x}}(\mu)$ ; then the regulator equation solution associated with the composite systems (2) and (6) is

$$\{\mathbf{z}(\mu), \mathbf{E}(\mu), \mathbf{y}(\mu), \hat{\mathbf{x}}(\mu), \mathbf{u}(\mu)\}.$$

**Remark 3.** The second element of the vector  $\hat{\mathbf{x}}(\mu) = \text{col}(\hat{\mathbf{x}}_1(\mu), \dots, \hat{\mathbf{x}}_r(\mu))$  with  $\mu = \text{col}(v, \sigma, w)$  is denoted by  $\hat{\mathbf{x}}_2(\mu)$ . Let  $\hat{\mathbf{x}}$  be the steady state associated with (5) and,  $\hat{\mathbf{x}}(\mu)$ , the solution to the regulator equation (7). From Huang (2001) and Liu, Chen, and Huang (2009), under Assumptions 1 and 4, for the function  $\hat{\mathbf{x}}_2(v, \sigma, w)$ , there exist integers  $n > 0$  such that  $\hat{\mathbf{x}}_2(v, \sigma, w)$  can be expressed as

$$\hat{\mathbf{x}}_2(v(t), \sigma, w) = \sum_{j=1}^n C_j(v(0), w, \sigma) e^{i\hat{\omega}_j t} \quad (8)$$

for some functions  $C_j(v(0), w, \sigma) \in \mathbb{C}$ , where  $i$  is the imaginary unit and  $\hat{\omega}_j$  are distinct real numbers for  $1 \leq j \leq n$ . The minimal zeroing polynomial of  $\hat{\mathbf{x}}_2(v(t), \sigma, w)$  is  $\Pi_{j=1}^n (s + i\hat{\omega}_j)$ .

**Assumption 5.** For any  $v(0) \in \mathbb{V}$ ,  $w \in \mathbb{W}$ , and  $\sigma \in \mathbb{S}$ ,  $C_j(v(0), w, \sigma) \neq 0$ , for  $1 \leq j \leq n$ .

### 2.1. Generic internal model design

Under Assumptions 1 and 4, there exists a positive integer  $n$  such that  $\hat{\mathbf{x}}_2(\mu)$  satisfies, for all  $\mu \in \mathbb{V} \times \mathbb{W} \times \mathbb{S}$ ,

$$\frac{d^n \hat{\mathbf{x}}_2(\mu)}{dt^n} + a_1(\sigma) \hat{\mathbf{x}}_2(\mu) + \dots + a_n(\sigma) \frac{d^{n-1} \hat{\mathbf{x}}_2(\mu)}{dt^{n-1}} = 0, \quad (9)$$

where  $a_1(\sigma), \dots, a_n(\sigma)$  belong to  $\mathbb{R}$ . Under Assumptions 1 and 4, equation (9) yields the polynomial

$$\varsigma^n + a_1(\sigma) \varsigma + a_2(\sigma) \varsigma^2 + \dots + a_n(\sigma) \varsigma^{n-1}$$

whose roots are distinct with zero real parts for all  $\sigma \in \mathbb{S}$ . Let  $a(\sigma) = \text{col}(a_1(\sigma), \dots, a_n(\sigma))$ ,  $\xi(\mu) = \text{col}(\hat{\mathbf{x}}_2(\mu), \frac{d\hat{\mathbf{x}}_2(\mu)}{dt}, \dots, \frac{d^{n-1}\hat{\mathbf{x}}_2(\mu)}{dt^{n-1}})$ , and  $\xi \equiv \xi(\mu)$ , and define

$$\Phi(a(\sigma)) = \left[ \begin{array}{c|c} \mathbf{0}_{(n-1) \times 1} & I_{n-1} \\ \hline -a_1(\sigma) & -a_2(\sigma), \dots, -a_n(\sigma) \end{array} \right],$$



$$\Gamma = \begin{bmatrix} 1 & 0 & \cdots & 0 \end{bmatrix}_{1 \times n}.$$

Then,  $\xi(\mu)$ ,  $\Phi(a(\sigma))$  and  $\Gamma$  satisfy

$$\dot{\xi}(\mu) = \Phi(a(\sigma))\xi(\mu), \quad (10a)$$

$$\hat{x}_2(\mu) = \Gamma\xi(\mu). \quad (10b)$$

System (10) is called a steady-state generator with output  $\hat{x}_2$  as it can be used to produce the steady-state signal  $\hat{x}_2$ . Define the matrix pair  $(M, N)$  by

$$M = \left[ \begin{array}{c|c} \mathbf{0}_{(2n-1) \times 1} & I_{2n-1} \\ \hline -m_1 & -m_2, \dots, -m_{2n} \end{array} \right], \quad (11a)$$

$$N = \begin{bmatrix} 0 & \cdots & 0 & 1 \end{bmatrix}_{1 \times 2n}^\top, \quad (11b)$$

where  $m_1, m_2, \dots, m_{2n}$  are chosen such that  $M$  is Hurwitz, together with all the eigenvalues of  $\Phi(a)$  being distinct with zero real parts, which results in the nonsingular matrix-valued function

$$\Xi(a) \equiv \Phi(a)^{2n} + \sum_{j=1}^{2n} m_j \Phi(a)^{j-1} \in \mathbb{R}^{n \times n}.$$

Then, using  $\Xi(a)\Phi(a) = \Phi(a)\Xi(a)$  and  $\text{col}(\Gamma, \Gamma\Phi(a), \dots, \Gamma\Phi(a)^{n-1}) = I_n$  gives that  $\Phi(a)\Xi(a)^{-1} = \Xi(a)^{-1}\Phi(a)$  and

$$\begin{aligned} & \text{col}(Q_1(a), Q_2(a), \dots, Q_n(a)) \\ &= \text{col}(\Gamma\Xi(a)^{-1}, \Gamma\Xi(a)^{-1}\Phi(a), \dots, \Gamma\Xi(a)^{-1}\Phi(a)^{n-1}) \\ &= \text{col}(\Gamma\Xi(a)^{-1}, \Gamma\Phi(a)\Xi(a)^{-1}, \dots, \Gamma\Phi(a)^{n-1}\Xi(a)^{-1}) \\ &= \underbrace{\text{col}(\Gamma, \Gamma\Phi(a), \dots, \Gamma\Phi(a)^{n-1})}_{I_n} \Xi(a)^{-1} \end{aligned} \quad (12)$$

with  $Q_j(a) = \Gamma\Xi(a)^{-1}\Phi(a)^{j-1} \in \mathbb{R}^{1 \times n}$ ,  $j = 1, \dots, n$ . Define the Hankel real matrix (Afri, Andrieu, Bako, and Dufour, 2016):

$$\Theta(\theta) \equiv \begin{bmatrix} \theta_1 & \theta_2 & \cdots & \theta_n \\ \theta_2 & \theta_3 & \cdots & \theta_{n+1} \\ \vdots & \vdots & \ddots & \vdots \\ \theta_n & \theta_{n+1} & \cdots & \theta_{2n-1} \end{bmatrix} \in \mathbb{R}^{n \times n},$$

where  $\theta = \text{col}(\theta_1, \theta_2, \dots, \theta_{2n}) = Q\xi$  with

$$Q \equiv \text{col}(Q_1, \dots, Q_{2n}) \in \mathbb{R}^{2n \times n}, \quad (13)$$

and

$$Q_j(a) = \Gamma\Xi(a)^{-1}\Phi(a)^{j-1} \in \mathbb{R}^{1 \times n}, \quad 1 \leq j \leq 2n.$$

Under Assumptions 1, 2 and 4, the matrices  $\Phi(a(\sigma))$ ,  $Q$ ,  $M$ ,  $N$ , and  $\Gamma$  satisfy the matrix equation (see Wang, Guay, Chen, and Braatz (2025)):

$$MQ = Q\Phi(a(\sigma)) - N\Gamma, \quad (14)$$

which is called the *Generalized Sylvester Matrix Equation*. The explicit solutions can be found in Zhou and Duan (2005).

**Remark 4.** The application of equation (12) and the Generalized Sylvester Matrix Equation (14) significantly differs from that of Lemma 3.1 and Theorem 3.1 in Xu and Huang (2019), as the latter results require the matrix  $\Xi(a)$  to have no zero eigenvalue and to be of even dimension.

As shown in Kreisselmeier and Engel (2003); Marconi, Praly, and Isidori (2007); Marconi and Praly (2008) and Wang, Guay, Chen, and Braatz (2025), there exists a continuous nonlinear mapping  $\chi(\cdot)$  such that

$$\eta^*(v(t), \sigma, w) = \int_{-\infty}^t e^{M(t-\tau)} N \hat{x}_2(v(\tau), \sigma, w) d\tau, \quad (15)$$

$$\hat{x}_2(v(t), \sigma, w) = \chi(\eta^*(v(t), \sigma, w)), \quad \eta^* \in \mathbb{R}^{n_0},$$

that satisfies the differential equations

$$\begin{aligned} \frac{d\eta^*(v(t), \sigma, w)}{dt} &= M\eta^*(v(t), \sigma, w) + N\hat{x}_2(v(t), \sigma, w), \\ \hat{x}_2(v(t), \sigma, w) &= \chi(\eta^*(v(t), \sigma, w)), \end{aligned} \quad (16)$$

namely, the steady-state generator of  $\hat{x}_2$  with sufficiently large dimension  $n_0$  and some continuous mapping  $\chi(\cdot)$ . Under Assumptions 1, 4, and 5, insertion of Generalized Sylvester Matrix Equation (14) into (15) and rearranging gives that  $\eta^* = \theta$  (see Lemma 3 in Wang, Guay, Chen, and Braatz (2025)). Then, system (16) leads the internal model

$$\dot{\eta} = M\eta + N\hat{x}_2, \quad (17)$$

which is the internal model associated with the signal  $\hat{x}_2$ .

## 2.2. Error dynamics

Perform coordinate and input transformations on the composite systems (2), (6), and (17) to give

$$\begin{aligned} \bar{z} &= z - \mathbf{z}, & \bar{x} &= \tilde{x} - \mathbf{E}, \\ \bar{\eta} &= \eta - \eta^* - Nb^{-1}e, & e &= y - \mathbf{x}_1, \end{aligned}$$

which yields an error system in the form:

$$\dot{\bar{z}} = \bar{f}(\bar{z}, e, \mu), \quad (18a)$$

$$\dot{\bar{x}} = A\bar{x} + b^{-1}[\bar{g}(\bar{z}, e, \mu) + \lambda e], \quad (18b)$$

$$\dot{\bar{\eta}} = M\bar{\eta} - N(\bar{x}_2 - b^{-1}e + b^{-1}\bar{g}_1(\bar{z}, e, \mu)), \quad (18c)$$

$$\dot{e} = b(\hat{x}_2 - \bar{x}_2) + b\bar{x}_2 + \bar{g}_1(\bar{z}, e, \mu), \quad (18d)$$

$$\dot{\hat{x}}_i = \hat{x}_{i+1} - \lambda_i \hat{x}_1, \quad i = 2, \dots, r-1, \quad (18e)$$

$$\dot{\hat{x}}_r = u - \lambda_r \hat{x}_1, \quad (18f)$$

where  $\mu = \text{col}(\sigma, v, w)$ ,

$$\begin{aligned} \bar{f}(\bar{z}, e, \mu) &= f(\bar{z} + \mathbf{z}, e + \mathbf{x}_1, \mu) - f(\mathbf{z}, \mathbf{x}_1, \mu), \\ \bar{g}(\bar{z}, e, \mu) &= g(\bar{z} + \mathbf{z}, e + \mathbf{x}_1, \mu) - g(\mathbf{z}, \mathbf{x}_1, \mu). \end{aligned}$$

It can be verified that, for all  $\mu \in \mathbb{V} \times \mathbb{W} \times \mathbb{S}$ ,  $\bar{f}(0, 0, \mu) = 0$  and  $\bar{g}(0, 0, \mu) = 0$ . Problem 1 can be solved if a control law can be found to stabilize the system (18).



$$\begin{aligned}
& + \frac{\partial \alpha_{i-1}}{\partial \hat{x}_1} \dot{\hat{x}}_1 + \sum_{j=2}^{i-1} \frac{\partial \alpha_{i-1}}{\partial \epsilon_j} \dot{\epsilon}_j \\
& + b \frac{\partial \alpha_{i-1}}{\partial \epsilon_1} (\epsilon_2 - k^* \rho(\epsilon_1) \epsilon_1) \\
& - \frac{1}{2} \epsilon_i \left( \frac{\partial \alpha_{i-1}}{\partial \epsilon_1} \right)^2 + \frac{\partial \alpha_{i-1}}{\partial k^*} \dot{k}^*, \\
& i = 3, \dots, r, \quad (21)
\end{aligned}$$

where  $\dot{k}^*$  will be zero when  $k^*$  is a constant, and  $\hat{x}_1, \dots, \hat{x}_r$  and  $\eta$  are generated in (5) and (17), respectively.

**Theorem 1.** For the system (19) under Assumptions 1–5, there is a sufficiently large positive smooth function  $\rho(\cdot)$  and a positive real number  $k^*$  such that the controller

$$u = \alpha_r(\epsilon_1, \epsilon_2, \dots, \epsilon_r, k^*, \eta, \hat{x}_1) \quad (22)$$

solves Problem 1. In addition, there exists a continuous positive definite function  $U_r(\bar{Z}, \epsilon_1, \dots, \epsilon_r)$  such that, for all  $\mu \in \mathbb{S} \times \mathbb{V} \times \mathbb{W}$ ,

$$\dot{U}_r(\bar{Z}, \epsilon_1, \dots, \epsilon_r) \leq -\|\bar{Z}\|^2 - \sum_{j=1}^r \epsilon_j. \quad (23)$$

*proof:* From Property 1, the changing supply rate technique (Sontag and Teel, 1995) can be applied to show that, given any smooth function  $\Delta_Z(\bar{Z}) > 0$ , there exists a continuous function  $V_1(\bar{Z})$  satisfying

$$\underline{\alpha}_1(\|\bar{Z}\|^2) \leq V_1(\bar{Z}) \leq \bar{\alpha}_1(\|\bar{Z}\|^2)$$

for some class  $\mathcal{K}_\infty$  functions  $\underline{\alpha}_1(\cdot)$  and  $\bar{\alpha}_1(\cdot)$ , such that, for all  $\mu \in \Sigma$ , along the trajectories of the  $Z$  subsystem,

$$\dot{V}_1 \leq -\Delta_Z(\bar{Z})\|\bar{Z}\|^2 + \hat{\gamma}^* \hat{\gamma}(\epsilon_1) \epsilon_1^2,$$

where  $\hat{\gamma}^*$  is known positive constant and  $\hat{\gamma}(\cdot) \geq 1$  is a known smooth positive definite function.

Define the Lyapunov function  $U_1(\bar{Z}, \epsilon_1) = V_1(\bar{Z}) + \epsilon_1^2$ . Then, the time derivative of  $U_1 \equiv U_1(\bar{Z}, \epsilon_1)$  along the trajectory of  $\epsilon_1$ -subsystem with  $\hat{x}_2 = \epsilon_2 + \alpha_1$  and  $\eta = \bar{\eta} + \boldsymbol{\eta}^* + Nb^{-1}\epsilon_1$  leads to

$$\begin{aligned}
\dot{U}_1(\bar{Z}, \epsilon_1) &= \dot{V}_1(\bar{Z}) + 2\epsilon_1 \dot{\epsilon}_1 \\
&\leq -\Delta_Z(\bar{Z})\|\bar{Z}\|^2 + \hat{\gamma}^* \hat{\gamma}(\epsilon_1) \epsilon_1^2 + 2\epsilon_1 \bar{g}_1(\bar{z}, \epsilon_1, \mu) \\
&\quad + 2b\epsilon_1 \underbrace{(\epsilon_2 + \alpha_1(\epsilon_1, k^*, \eta) - \chi(\boldsymbol{\eta}^*))}_{\hat{x}_2} + 2b\epsilon_1 \bar{x}_2 \\
&\leq -\Delta_Z(\bar{Z})\|\bar{Z}\|^2 + \hat{\gamma}^* \hat{\gamma}(\epsilon_1) \epsilon_1^2 + 2\epsilon_1 \bar{g}_1(\bar{z}, \epsilon_1, \mu) \\
&\quad + 2b\epsilon_1 (\epsilon_2 + \underbrace{\alpha_1(\epsilon_1, k^*, \eta) - \chi(\boldsymbol{\eta}^*)}_{-k^* \rho(\epsilon_1) \epsilon_1 + \chi(\eta)}) + 2b\epsilon_1 \bar{x}_2 \\
&\leq -\Delta_Z(\bar{Z})\|\bar{Z}\|^2 - (2bk^* \rho(\epsilon_1) - \hat{\gamma}^* \hat{\gamma}(\epsilon_1)) \epsilon_1^2 \\
&\quad + 2b\epsilon_1 (\epsilon_2 - \bar{\chi}(\bar{\eta}, \epsilon_1, \mu)) \\
&\quad + 2b\epsilon_1 \bar{x}_2 + 2\epsilon_1 \bar{g}_1(\bar{z}, \epsilon_1, \mu) \\
&\leq -\Delta_Z(\bar{Z})\|\bar{Z}\|^2 - (2bk^* \rho(\epsilon_1) - \hat{\gamma}^* \hat{\gamma}(\epsilon_1)) \epsilon_1^2
\end{aligned}$$

$$\begin{aligned}
& + 2b\epsilon_1 \epsilon_2 - 2b\epsilon_1 \bar{\chi}(\bar{\eta}, \epsilon_1, \mu) \\
& + 2b\epsilon_1 \bar{x}_2 + 2\epsilon_1 \bar{g}_1(\bar{z}, \epsilon_1, \mu) \\
& \leq -\Delta_Z(\bar{Z})\|\bar{Z}\|^2 - (2bk^* \rho(\epsilon_1) - 3 - \hat{\gamma}^* \hat{\gamma}(\epsilon_1)) \epsilon_1^2 \\
& + 2b\epsilon_1 \epsilon_2 + \Delta_1(\epsilon_1, \bar{Z}, \mu)
\end{aligned} \quad (24)$$

where

$$\begin{aligned}
\Delta_1(\epsilon_1, \bar{Z}, \mu) &= b^2 \bar{x}_2^2 + \bar{g}_1(\bar{z}, \epsilon_1, \mu)^2 + b^2 \bar{\chi}(\bar{\eta}, \epsilon_1, \mu)^2, \\
\bar{\chi}(\bar{\eta}, \epsilon_1, \mu) &\equiv \chi(\bar{\eta} + \boldsymbol{\eta}^* + Nb^{-1}\epsilon_1) - \chi(\boldsymbol{\eta}^*).
\end{aligned}$$

Now let  $U_2(\bar{Z}, \epsilon_1, \epsilon_2) = U_1(\bar{Z}, \epsilon_1) + \epsilon_2^2$ . The time derivative of  $U_2 \equiv U_2(\bar{Z}, \epsilon_1, \epsilon_2)$  along the trajectory of  $\epsilon_2$ -subsystem with  $\hat{x}_3 = \epsilon_3 + \alpha_2$  is given by

$$\begin{aligned}
\dot{U}_2 &\leq \dot{U}_1 + 2\epsilon_2 \dot{\epsilon}_2 \\
&\leq -\Delta_Z(\bar{Z})\|\bar{Z}\|^2 - (bk^* \rho(\epsilon_1) - 3 - \hat{\gamma}^* \hat{\gamma}(\epsilon_1)) \epsilon_1^2 \\
&\quad + 2b\epsilon_1 \epsilon_2 + \Delta_1(\epsilon_1, \bar{Z}, \eta) + 2\epsilon_2 (\epsilon_3 + \alpha_2 - \lambda_2 \hat{x}_1 - \dot{\alpha}_1) \\
&\leq -\Delta_Z(\bar{Z})\|\bar{Z}\|^2 - (bk^* \rho(\epsilon_1) - 3 - \hat{\gamma}^* \hat{\gamma}(\epsilon_1)) \epsilon_1^2 \\
&\quad + 2b\epsilon_1 \epsilon_2 + \Delta_1(\epsilon_1, \bar{Z}, \eta) \\
&\quad + 2\epsilon_2 \left( \epsilon_3 + \alpha_2 - \lambda_2 \hat{x}_1 - \frac{\partial \alpha_1}{\partial \epsilon_1} \dot{\epsilon}_1 - \frac{\partial \alpha_1}{\partial \eta} \dot{\eta} - \frac{\partial \alpha_1}{\partial k^*} \dot{k}^* \right) \\
&\leq -\Delta_Z(\bar{Z})\|\bar{Z}\|^2 - (bk^* \rho(\epsilon_1) - 3 - \hat{\gamma}^* \hat{\gamma}(\epsilon_1)) \epsilon_1^2 \\
&\quad + 2b\epsilon_1 \epsilon_2 + \Delta_1(\epsilon_1, \bar{Z}, \eta) + 2\epsilon_2 \epsilon_3 \\
&\quad + 2\epsilon_2 \left( \alpha_2 - \lambda_2 \hat{x}_1 - \frac{\partial \alpha_1}{\partial \eta} \dot{\eta} - b \underbrace{\frac{\partial \alpha_1}{\partial \epsilon_1} (\epsilon_2 + \alpha_1 - \chi(\eta))}_{\hat{x}_2} \right) \\
&\quad - \frac{\partial \alpha_1}{\partial \epsilon_1} [b\bar{\chi}(\bar{\eta}, \epsilon_1, \mu) + b\bar{x}_2 + \bar{g}_1(\bar{z}, \epsilon_1, \mu)] - \frac{\partial \alpha_1}{\partial k^*} \dot{k}^* \\
&\leq -\Delta_Z(\bar{Z})\|\bar{Z}\|^2 - (bk^* \rho(\epsilon_1) - 3 - \hat{\gamma}^* \hat{\gamma}(\epsilon_1)) \epsilon_1^2 \\
&\quad + \Delta_1(\epsilon_1, \bar{Z}, \eta) + 2\epsilon_2 \epsilon_3 \\
&\quad + 2\epsilon_2 \underbrace{\left( \alpha_2 - \epsilon_2 + \epsilon_2 + b\epsilon_1 - \lambda_2 \hat{x}_1 - \frac{\partial \alpha_1}{\partial \eta} \dot{\eta} \right)}_{\dots} \\
&\quad - b \underbrace{\frac{\partial \alpha_1}{\partial \epsilon_1} (\epsilon_2 - \underbrace{k^* \rho(\epsilon_1) \epsilon_1 + \chi(\eta)}_{\alpha_1} - \chi(\eta))}_{-\alpha_2} - \frac{\partial \alpha_1}{\partial k^*} \dot{k}^* \\
&\quad + \underbrace{\frac{1}{2} \epsilon_2 \left( \frac{\partial \alpha_1}{\partial \epsilon_1} \right)^2}_{\dots} + \epsilon_2^2 \\
&\quad + \underbrace{[b^2 \bar{\chi}(\bar{\eta}, \epsilon_1, \mu)^2 + b^2 \bar{x}_2^2 + \bar{g}_1(\bar{z}, \epsilon_1, \mu)^2]}_{\Delta_1(\epsilon_1, \bar{Z}, \eta)} \\
&\leq -\Delta_Z(\bar{Z})\|\bar{Z}\|^2 + 2\Delta_1(\epsilon_1, \bar{Z}, \mu) + 2\epsilon_2 \epsilon_3 \\
&\quad - (2bk^* \rho(\epsilon_1) - 3 - \hat{\gamma}^* \hat{\gamma}(\epsilon_1)) \epsilon_1^2 - \epsilon_2^2.
\end{aligned}$$

Now let  $U_i(\bar{Z}, \epsilon_1, \dots, \epsilon_i) = U_{i-1}(\bar{Z}, \epsilon_1, \dots, \epsilon_{i-1}) + \epsilon_i^2$ . The time derivative of  $U_i \equiv U_i(\bar{Z}, \epsilon_1, \dots, \epsilon_i)$  along the trajectory of  $\epsilon_i$ -subsystem with  $\hat{x}_{i+1} = \epsilon_{i+1} + \alpha_i$  is given by

$$\begin{aligned}
\dot{U}_i &\leq -\Delta_Z(\bar{Z})\|\bar{Z}\|^2 + i\Delta_1(\epsilon_1, \bar{Z}, \mu) + 2\epsilon_i \epsilon_{i+1} \\
&\quad - (2bk^* \rho(\epsilon_1) - 3 - \hat{\gamma}^* \hat{\gamma}(\epsilon_1)) \epsilon_1^2 - \sum_{j=2}^i \epsilon_j^2.
\end{aligned}$$



Finally, at  $i = r$  and  $\epsilon_{r+1} = 0$  results in

$$\begin{aligned} \dot{U}_r &\leq -\Delta_Z(\bar{Z})\|\bar{Z}\|^2 + r\Delta_1(\epsilon_1, \bar{Z}, \mu) \\ &\quad - (2bk^*\rho(\epsilon_1) - 3 - \hat{\gamma}^*\hat{\gamma}(\epsilon_1))\epsilon_1^2 - \sum_{j=2}^r \epsilon_j^2. \end{aligned} \quad (25)$$

From Kreisselmeier and Engel (2003),  $\chi(\cdot)$  is a continuously differentiable function defined in (15). Moreover, it can be verified that the function  $\bar{\chi}(\bar{\eta}, \epsilon_1, \mu)$  is continuous and vanishes at  $\text{col}(\bar{z}, \epsilon_1, \bar{\eta}) = \text{col}(0, 0, 0)$  for all  $\mu \in \mathbb{V} \times \mathbb{W} \times \mathbb{S}$ . As a result, the function  $\Delta_1(\epsilon_1, \bar{Z}, \mu) = b^2\bar{x}_2^2 + \bar{g}_1(\bar{z}, \epsilon_1, \mu)^2 + b^2\bar{\chi}(\bar{\eta}, \epsilon_1, \mu)^2$  is continuous differentiable and vanishes at  $\text{col}(\bar{Z}, \epsilon_1, \mu) = \text{col}(0, 0, 0)$  for all  $\mu \in \mathbb{V} \times \mathbb{W} \times \mathbb{S}$ . Following Lemma 11.1 of Chen and Huang (2015), there exist positive smooth functions  $\gamma_1(\cdot)$  and  $\gamma_2(\cdot)$  such that

$$\|\Delta_1(\epsilon_1, \bar{Z}, \mu)\|^2 \leq \gamma_1(\bar{Z})\|\bar{Z}\|^2 + \epsilon_1^2\gamma_2(\epsilon_1)$$

for  $\mu \in \mathbb{V} \times \mathbb{W} \times \mathbb{S}$ . We can then choose the functions  $\Delta_Z(\bar{Z})$  and  $\rho(\epsilon_1)$  and the constant  $k^*$  as

$$\begin{aligned} \Delta_Z(\bar{Z}) &\geq \gamma_1(\bar{Z}) + 1, \\ \rho(\epsilon_1) &\geq \max\{\gamma_2(\epsilon_1), \hat{\gamma}(\epsilon_1), 1\}, \\ k^* &\geq (3 + \hat{\gamma}^*)/(2b), \end{aligned}$$

such that (23) is satisfied. That is, for all  $\mu \in \mathbb{V} \times \mathbb{W} \times \mathbb{S}$ , the equilibrium of the closed-loop system at the origin is globally asymptotically stable. This completes the proof.  $\square$

From Theorem 1, we can also use the adaptive method to estimate the  $k^*$ .

**Corollary 1.** *For the system (19) under Assumptions 1–5, there is a sufficiently large enough positive smooth function  $\rho(\cdot)$  such that the controller,*

$$u = \alpha_r(\epsilon_1, \epsilon_2, \dots, \epsilon_r, \hat{k}, \eta), \quad (26a)$$

$$\dot{\hat{k}} = \rho(\epsilon_1)\epsilon_1^2, \quad (26b)$$

solves Problem 1 with the functions  $\alpha_1(\epsilon_1, \hat{k}, \eta)$ ,  $\alpha_2(\epsilon_1, \epsilon_2, \hat{k}, \eta, \hat{x}_1)$  and  $\alpha_i(\epsilon_1, \dots, \epsilon_i, \hat{k}, \eta, \hat{x}_1)$  defined in (21), for  $i = 3, \dots, r$ .

**Remark 6.** *The proof of Corollary 1 can easily proceed with the Lyapunov function*

$$V_r(\bar{Z}, \epsilon_1, \dots, \epsilon_r, \hat{k} - k^*) = U_r(\bar{Z}, \epsilon_1, \dots, \epsilon_r) + b(\hat{k} - k^*)^2.$$

Therefore, the proof is omitted for the sake of brevity.

### 3.2. Nonparametric learning in robust output regulation

We now provide an alternative proof of (Wang, Guay, Chen, & Braatz, 2025, Lemma 3) in terms of the time-varying equation

$$\Theta(\eta^*)a + \text{col}(\eta_{n+1}^*, \dots, \eta_{2n}^*) = \mathbf{0}, \quad (27)$$

where  $\eta^* = \underbrace{Q\xi}_{\theta}$ .

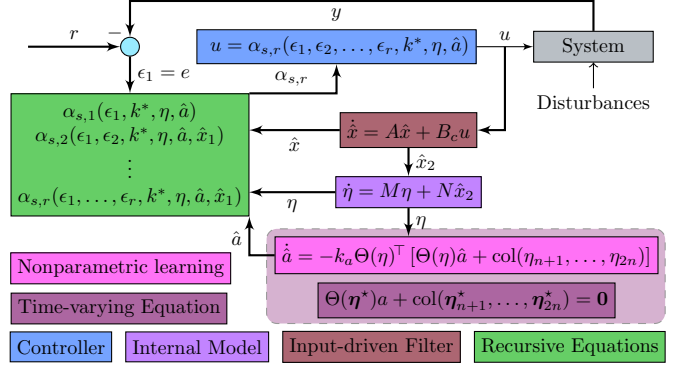


Fig. 2. Nonparametric learning in robust output regulation

**Lemma 1.** *Under Assumptions 1–5, the Hankel real matrix  $\Theta(\eta^*)$  is nonsingular and the linear time-varying equation (27) has a unique solution  $\hat{a}(\theta(t)) = a$  for all  $t \geq 0$ .*

*proof:* From (13) and  $\theta = Q\xi$ ,  $Q_j(a) = \Gamma \Xi(a)^{-1} \Phi(a)^{j-1} \in \mathbb{R}^{1 \times n}$ ,  $1 \leq j \leq 2n$ , the real Hankel matrix is given by

$$\begin{aligned} \Theta(\theta) &= \begin{bmatrix} Q_1\xi & Q_2\xi & \cdots & Q_n\xi \\ Q_2\xi & Q_3\xi & \cdots & Q_{n+1}\xi \\ \vdots & \vdots & \ddots & \vdots \\ Q_n\xi & Q_{n+1}\xi & \cdots & Q_{2n-1}\xi \end{bmatrix} \\ &= \begin{bmatrix} Q_1\xi & Q_1\Phi(a)\xi & \cdots & Q_1\Phi(a)^{n-1}\xi \\ Q_2\xi & Q_2\Phi(a)\xi & \cdots & Q_2\Phi(a)^{n-1}\xi \\ \vdots & \vdots & \ddots & \vdots \\ Q_n\xi & Q_n\Phi(a)\xi & \cdots & Q_n\Phi(a)^{n-1}\xi \end{bmatrix} \\ &= \underbrace{\text{col}(Q_1, \dots, Q_n)}_{\Xi(a)^{-1}} \underbrace{\begin{bmatrix} \xi & \Phi(a)\xi & \cdots & \Phi(a)^{n-1}\xi \end{bmatrix}}_{\Pi}. \end{aligned}$$

where the columns of the Krylov matrix  $\Pi$  form the Krylov subspace. Under Assumption 1, the matrix  $\Phi(a)$  is diagonalizable with distinct eigenvalues  $\lambda_1 = i\omega_1, \dots, \lambda_n = i\omega_n$ . Moreover, the matrix  $\Phi(a)$  is in companion form. Therefore, from Kalman (1984) and Neagoe (1996), there exists a diagonalizable matrix  $\Lambda$  with  $\Lambda = \text{diag}(\lambda_1, \dots, \lambda_n)$  and a nonsingular Vandermonde matrix

$$P_\Lambda = \begin{bmatrix} 1 & 1 & \cdots & 1 \\ \lambda_1 & \lambda_2 & \cdots & \lambda_n \\ \vdots & \vdots & \ddots & \vdots \\ \lambda_1^{n-1} & \lambda_2^{n-1} & \cdots & \lambda_n^{n-1} \end{bmatrix}$$

such that  $\Phi(a) = P_\Lambda \Lambda P_\Lambda^{-1}$ . As a result, from (10), let  $\nu(t) = P_\Lambda^{-1}\xi(t)$ , which results in

$$\nu(t) = \underbrace{\text{col}(e^{\lambda_1 t}\nu_1(0), \dots, e^{\lambda_n t}\nu_n(0))}_{e^{\Lambda t}\nu(0)}.$$

Hence, the time-varying matrix  $\Pi(t)$  admits the form

$$\begin{aligned} \Pi(t) &= [\xi(t) \quad \Phi(a)\xi(t) \quad \cdots \quad \Phi(a)^{n-1}\xi(t)] \\ &= P_\Lambda [\nu(t) \quad \Lambda\nu(t) \quad \cdots \quad \Lambda^{n-1}\nu(t)] \end{aligned}$$

$$= P_\Lambda \text{diag}(e^{\lambda_1 t} \nu_1(0), \dots, e^{\lambda_n t} \nu_n(0)) P_\Lambda^\top.$$

It is noted from  $\xi = \text{col}\left(\hat{x}_2, \frac{d\hat{x}_2}{dt}, \dots, \frac{d^{n-1}\hat{x}_2}{dt^{n-1}}\right)$  and (8) that

$$\nu(0) = P_\Lambda^{-1} \xi(0)$$

$$\begin{aligned} &= P_\Lambda^{-1} \text{col}\left(\sum_{j=1}^n C_j(v(0), w, \sigma), \dots, \sum_{j=1}^n C_j(v(0), w, \sigma) \lambda_j^{n-1}\right) \\ &= \underbrace{P_\Lambda^{-1} P_\Lambda}_{I_n} \text{col}(C_1(v(0), w, \sigma), \dots, C_n(v(0), w, \sigma)). \end{aligned}$$

From Assumption 5, for any  $v(0) \in \mathbb{V}$ ,  $w \in \mathbb{W}$ , and  $\sigma \in \mathbb{S}$ ,  $C_j(v(0), w, \sigma) \neq 0$  results in  $\nu_j(0) \neq 0$ , for  $j = 1, \dots, n$ . Hence, the matrix  $\Pi(t)$  is nonsingular due to the fact that  $\nu_1(0) \neq 0, \dots$ , and  $\nu_n(0) \neq 0$ . Therefore,  $\Theta(\theta)$  is nonsingular. Equation (12) admits the solution

$$a = -\Theta(\theta)^{-1} \text{col}(\theta_{n+1}, \dots, \theta_{2n}) := \check{a}(\theta). \quad (28)$$

□

From Lemma 3 in Wang, Guay, Chen, and Braatz (2025), the existence of a nonlinear mapping  $\chi(\eta, \check{a}(\eta))$  strictly relies on the solution of a time-varying equation,

$$\Theta(\eta) \check{a}(\eta) + \text{col}(\eta_{n+1}, \dots, \eta_{2n}) = \mathbf{0}.$$

It is noted that  $\Theta(\eta(t))$  is not always invertible over  $t \geq 0$ , and there may be time instants where the inverse of  $\Theta(\eta(t))$  may not be well-defined.

From Assumptions 1 and 4, it follows that  $\eta^*$  and  $a$  belong to some compact set  $\mathbb{D}$ . For the composite system (1), as shown in Fig. 2, we propose the regulator

$$\dot{\hat{a}} = -k_a \Theta(\eta)^\top [\Theta(\eta) \hat{a} + \text{col}(\eta_{n+1}, \dots, \eta_{2n})], \quad (29a)$$

$$u = \alpha_{s,r}(\epsilon_1, \epsilon_2, \dots, \epsilon_r, k^*, \eta, \hat{a}), \quad (29b)$$

where  $\eta$  is generated in (17),  $\hat{a}$  is the estimate of the unknown parameter vector  $a$ ,  $\rho(\cdot) \geq 1$  is a positive smooth function

$$\epsilon_1 = e, \quad \epsilon_{i+1} = \hat{x}_{i+1} - \alpha_{s,i}(\epsilon_1, \dots, \epsilon_i, k^*, \eta, \hat{a}, \hat{x}_1),$$

$$\alpha_{s,1}(\epsilon_1, k^*, \eta, \hat{a}) = -k^* \rho(\epsilon_1) \epsilon_1 + \chi_s(\eta, \hat{a}),$$

$$\alpha_{s,2}(\epsilon_1, \epsilon_2, k^*, \eta, \hat{a}, \hat{x}_1) = -b \epsilon_1 - \epsilon_2 + \lambda_2 \hat{x}_1 + \frac{\partial \alpha_{s,1}}{\partial \eta} \dot{\eta}$$

$$+ b \frac{\partial \alpha_{s,1}}{\partial \epsilon_1} (\epsilon_2 - k^* \rho(\epsilon_1) \epsilon_1)$$

$$- \frac{1}{2} \epsilon_2 \left( \frac{\partial \alpha_{s,1}}{\partial \epsilon_1} \right)^2 + \frac{\partial \alpha_{s,1}}{\partial \hat{a}} \dot{\hat{a}}$$

$$+ \frac{\partial \alpha_{s,1}}{\partial k^*} \dot{k}^*,$$

$$\alpha_{s,i}(\epsilon_1, \dots, \epsilon_i, k^*, \eta, \hat{a}, \hat{x}_1) = -\epsilon_{i-1} - \epsilon_i + \lambda_i \hat{x}_1 + \frac{\partial \alpha_{s,i-1}}{\partial \eta} \dot{\eta}$$

$$+ \frac{\partial \alpha_{s,i-1}}{\partial \hat{x}_1} \dot{\hat{x}}_1 + \sum_{j=2}^{i-1} \frac{\partial \alpha_{s,i-1}}{\partial \epsilon_j} \dot{\epsilon}_j$$

$$+ b \frac{\partial \alpha_{s,i-1}}{\partial \epsilon_1} (\epsilon_2 - k^* \rho(\epsilon_1) \epsilon_1)$$

$$\begin{aligned} &- \frac{1}{2} \epsilon_i \left( \frac{\partial \alpha_{s,i-1}}{\partial \epsilon_1} \right)^2 \\ &+ \frac{\partial \alpha_{s,i}}{\partial \hat{a}} \dot{\hat{a}} + \frac{\partial \alpha_{s,1}}{\partial k^*} \dot{k}^*, \end{aligned}$$

$$i = 3, \dots, r, \quad (30)$$

where  $\dot{k}^*$  will be zero when  $k^*$  is a constant,  $\hat{a}$  is generated in (29),  $\hat{x}_1, \dots, \hat{x}_r$  and  $\eta$  are generated in (5) and (17), respectively. The smooth function  $\chi_s(\eta, \hat{a})$  is given by

$$\chi_s(\eta, \hat{a}) = \chi(\eta, \hat{a}) \Psi(\delta + 1 - \|\text{col}(\eta, \hat{a})\|^2), \quad (31)$$

where

$$\chi(\eta, \hat{a}) \equiv \Gamma \Xi(\hat{a}) \text{col}(\eta_1, \dots, \eta_n),$$

with  $\Psi(\varsigma) = \frac{\psi(\varsigma)}{\psi(\varsigma) + \psi(1-\varsigma)}$ ,  $\delta = \max_{(\eta, \hat{a}) \in \mathbb{D}} \|\text{col}(\eta, \hat{a})\|^2$  and

$$\psi(\varsigma) = \begin{cases} e^{-1/\varsigma} & \text{for } \varsigma > 0, \\ 0 & \text{for } \varsigma \leq 0. \end{cases}$$

We now perform the coordinate/input transformations

$$\bar{\eta}_e = \bar{\eta} + b^{-1} N \epsilon_1, \quad \bar{a} = \hat{a} - a, \quad \hat{x}_2 = \epsilon_2 + \alpha_{s,1},$$

$$\bar{\chi}_s(\bar{\eta}_e, \bar{a}, \mu) = \chi_s(\bar{\eta}_e + \eta^*, \bar{a} + a) - \chi(\eta^*, a),$$

leading to the augmented system:

$$\dot{\bar{z}} = \bar{f}(\bar{z}, \epsilon_1, \mu), \quad (32a)$$

$$\dot{\bar{x}}_c = M_c \bar{x}_c + \bar{G}_c(\bar{z}, \epsilon_1, \mu), \quad (32b)$$

$$\begin{aligned} \dot{\epsilon}_1 &= b(\epsilon_2 - k^* \rho(\epsilon_1) \epsilon_1) + b \bar{\chi}_s(\bar{\eta}_e, \bar{a}, \mu) \\ &+ b \bar{x}_2 + \bar{g}_1(\bar{z}, \epsilon_1, \mu), \end{aligned} \quad (32c)$$

$$\dot{\hat{x}}_i = \hat{x}_{i+1} - \lambda_i \hat{x}_1, \quad i = 2, \dots, r-1, \quad (32d)$$

$$\dot{\hat{x}}_r = u - \lambda_r \hat{x}_1, \quad (32e)$$

$$\dot{\bar{a}} = -k_a \Theta(\eta^*)^\top \Theta(\eta^*) \bar{a} - k_1 \bar{O}(\bar{\eta}_e, \bar{a}), \quad (32f)$$

where

$$\begin{aligned} \bar{O}(\bar{\eta}_e, \bar{a}) &= \Theta(\eta^*)^\top \Theta(\bar{\eta}_e) \bar{a} + \Theta(\bar{\eta}_e)^\top \Theta(\eta^*) \bar{a} \\ &+ \Theta(\bar{\eta}_e)^\top \Theta(\bar{\eta}_e) a + \Theta(\bar{\eta}_e)^\top \Theta(\bar{\eta}_e) \bar{a} \\ &+ \Theta(\eta^*)^\top \Theta(\bar{\eta}_e) a + \Theta(\eta^*)^\top \text{col}(\bar{\eta}_{e,n+1}, \dots, \bar{\eta}_{e,2n}) \\ &+ \Theta(\bar{\eta}_e)^\top \text{col}(\bar{\eta}_{e,n+1}, \dots, \bar{\eta}_{e,2n}). \end{aligned}$$

Moreover, the  $\bar{a}$ -subsystem (32f) has a form similar to system (27d) in Wang, Guay, Chen, and Braatz (2025). As a result, the  $\bar{a}$ -subsystem (32f), under Assumptions 1, 2, and 3, admits the following lemma (see Lemma 4 in Wang, Guay, Chen, and Braatz (2025)).

**Lemma 2.** For the system (32f) under Assumptions 1, 2, 4, and 5, Properties 3 and 4 are satisfied:

*Property 3.* There are smooth integral Input-to-State Stable Lyapunov functions  $V_{\bar{a}} \equiv V_{\bar{a}}(\bar{a})$  satisfying

$$\begin{aligned} \underline{\alpha}_{\bar{a}}(\|\bar{a}\|^2) &\leq V_{\bar{a}}(\bar{a}) \leq \bar{\alpha}_{\bar{a}}(\|\bar{a}\|^2), \\ \dot{V}_{\bar{a}}|_{(17)} &\leq -\bar{\alpha}_{\bar{a}}(V_{\bar{a}}) + c_{ae} \|\bar{Z}\|^2 + c_{ae} e^2, \end{aligned} \quad (33)$$

for positive constant  $c_{ae}$ , and comparison functions  $\underline{\alpha}_{\bar{a}}(\cdot) \in \mathcal{K}_\infty$ ,  $\bar{\alpha}_{\bar{a}}(\cdot) \in \mathcal{K}_\infty$ ,  $\alpha_{\bar{a}}(\cdot) \in \mathcal{K}_o$ .

*Property 4.* There are positive constants  $\phi_0$ ,  $\phi_1$ , and  $\phi_2$  such that

$$|b\bar{\chi}_s(\bar{\eta}_e, \bar{a})|^2 \leq \phi_0 e^2 + \phi_1 \|\bar{Z}\|^2 + \phi_2 \alpha_{\bar{a}}(V_{\bar{a}}).$$

**Theorem 2.** For system (19), under Assumptions 1–5, there is a sufficiently large positive smooth function  $\rho(\cdot)$  and a positive real number  $k^*$  such that the controller

$$u = -\alpha_{s,r}(\epsilon_1, \epsilon_2, \dots, \epsilon_r, k^*, \eta, \hat{a}), \quad (34)$$

solves Problem 1, and there exists a continuous positive definite function  $U \equiv U(\bar{Z}, \epsilon_1, \dots, \epsilon_r, \bar{a})$  such that, for all  $\mu \in \mathbb{S} \times \mathbb{V} \times \mathbb{W}$ ,

$$\dot{U} \leq -\|\bar{Z}\|^2 - \sum_{j=1}^r \epsilon_j^2 - \alpha_{\bar{a}}(V_{\bar{a}}). \quad (35)$$

*proof:* To prove these results, we follow the approach used in the proof of Theorem 1. Let

$$U_r(\bar{Z}, \epsilon_1, \dots, \epsilon_r) = V_1(\bar{Z}) + \sum_{i=1}^r \epsilon_i^2.$$

The time derivative of  $U_r \equiv U_r(\bar{Z}, \epsilon_1, \dots, \epsilon_r)$  along the trajectory of systems (30) and (32) with  $e_{r+1} = 0$  is given by

$$\begin{aligned} \dot{U}_r &\leq -\Delta_Z(\bar{Z})\|\bar{Z}\|^2 + r\Delta_a(\epsilon_1, \bar{Z}, \bar{a}, \mu) \\ &\quad - (2bk^*\rho(\epsilon_1) - 3 - \hat{\gamma}^*\hat{\gamma}(\epsilon_1))\epsilon_1^2 - \sum_{j=2}^r \epsilon_j^2, \end{aligned} \quad (36)$$

where

$$\Delta_a(\epsilon_1, \bar{Z}, \bar{a}, \mu) = b^2 \bar{x}_2^2 + \bar{g}_1^2(\bar{z}, \epsilon_1, \mu) + b^2 \bar{\chi}_s^2(\bar{\eta}_e, \bar{a}, \mu).$$

From Properties 2 and 4, there are positive smooth functions  $\gamma_{g0}(\cdot)$  and  $\gamma_{g1}(\cdot)$ , positive constants  $\phi_0$ ,  $\phi_1$ , and  $\phi_2$  such that

$$\begin{aligned} \Delta_a(\epsilon_1, \bar{Z}, \bar{a}, \mu) &\leq (\gamma_{g0}(\bar{Z}) + \phi_1)\|\bar{Z}\|^2 \\ &\quad + \epsilon_1^2(\gamma_{g1}(\epsilon_1) + \phi_0) + \phi_2 \alpha_{\bar{a}}(V_{\bar{a}}). \end{aligned}$$

Now, define a Lyapunov function by

$$U(\bar{Z}, \epsilon_1, \dots, \epsilon_r, \bar{a}) = U_r(\bar{Z}, \epsilon_1, \dots, \epsilon_r) + \phi_{\bar{a}} V_{\bar{a}}(\bar{a}),$$

where the positive constant  $\phi_{\bar{a}}$  is to be specified, and the integral Input-to-State Stable Lyapunov functions  $V_{\bar{a}}(\bar{a})$  is given in Property 3 of Lemma 2. The time derivative of  $U \equiv U(\bar{Z}, \epsilon_1, \dots, \epsilon_r, \bar{a})$  along the trajectories of (32) with the control input (34) satisfies

$$\begin{aligned} \dot{U} &= \dot{U}_r + \phi_{\bar{a}} \dot{V}_{\bar{a}}(\bar{a}) \\ &\leq -(\Delta_Z(\bar{Z}) - r\gamma_{g0}(\bar{Z}) - r\phi_1 - \phi_{\bar{a}} c_{ae})\|\bar{Z}\|^2 \\ &\quad - (2bk^*\rho(\epsilon_1) - 3 - \hat{\gamma}^*\hat{\gamma}(\epsilon_1) - r\gamma_{g1}(\epsilon_1) - r\phi_0 \\ &\quad - \phi_{\bar{a}} c_{ae})\epsilon_1^2 - \sum_{j=2}^r \epsilon_j^2 - (\phi_{\bar{a}} - r\phi_2)\alpha_{\bar{a}}(V_{\bar{a}}). \end{aligned} \quad (37)$$

Let the parameter and the smooth functions be

$$\phi_{\bar{a}} \geq r\phi_2 + 1,$$

$$\begin{aligned} \Delta_Z(\bar{Z}) &\geq r\gamma_{g0}(\bar{Z}) + r\phi_1 + \phi_{\bar{a}} c_{ae} + 1, \\ \rho(\epsilon_1) &\geq \max\{\gamma_{g1}(\epsilon_1), \hat{\gamma}(\epsilon_1), 1\}, \\ k^* &\geq (3 + \hat{\gamma}^* + r + r\phi_0 + \phi_{\bar{a}} c_{ae} + 1)/(2b). \end{aligned}$$

Hence, (37) yields the inequality

$$\dot{U} \leq -\|\bar{Z}\|^2 - \sum_{j=1}^r \epsilon_j^2 - \alpha_{\bar{a}}(V_{\bar{a}}). \quad (38)$$

Finally, because  $U(\bar{Z}, \epsilon_1, \dots, \epsilon_r, \bar{a})$  is positive definite and radially unbounded and satisfies a strict Lyapunov function satisfying inequality (38), it follows that the closed-loop system is uniformly asymptotically stable for all  $\text{col}(v, w, \sigma) \in \mathbb{V} \times \mathbb{W} \times \mathbb{S}$ . This completes the proof.  $\square$

From Theorem 2, we can also use the adaptive method to estimate the gain  $k^*$ . As a result, Theorem 2 can admit the following corollary.

**Corollary 2.** For system (19) under Assumptions 1–5, there is a sufficiently large enough positive smooth function  $\rho(\cdot)$  that the controller,

$$u = \alpha_{s,r}(\epsilon_1, \epsilon_2, \dots, \epsilon_r, \hat{k}, \eta), \quad (39a)$$

$$\dot{\hat{k}} = \rho(\epsilon_1)\epsilon_1^2, \quad (39b)$$

solves Problem 1 with the functions  $\alpha_{s,1}(\epsilon_1, \hat{k}, \eta, \hat{a})$ ,  $\alpha_{s,2}(\epsilon_1, \epsilon_2, \hat{k}, \eta, \hat{x}_1, \hat{a})$ , and  $\alpha_{s,i}(\epsilon_1, \dots, \epsilon_i, \hat{k}, \eta, \hat{x}_1, \hat{a})$  defined in (30), for  $i = 3, \dots, r$ .

## 4. Numerical and Practical Examples

### 4.1. Example 1: Application to Duffing's system

Consider the nonlinear system modeled by a controlled Duffing system (Liu & Huang, 2008):

$$\dot{x}_1 = x_2, \quad (40a)$$

$$\dot{x}_2 = -c_3 x_2 - c_1 x_1 - c_2 x_1^3 + u + d(t), \quad (40b)$$

where  $\text{col}(x_1, x_2) \in \mathbb{R}^2$  is the state;  $c_2 = -2$ ,  $c_1 = 1.5$ , and  $c_3 = 0.5$  are the coefficients; and the external disturbance is  $d(t) = A \cos(\omega t + \psi)$  with unknown amplitude, frequency, and phase, which is generated by an uncertain exosystem in the form (2) with

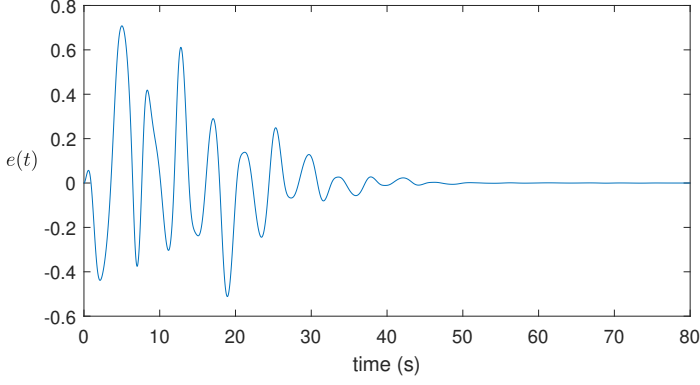
$$S(\sigma) = \begin{bmatrix} 0 & \sigma \\ -\sigma & 0 \end{bmatrix}, \quad v = \text{col}(v_1, v_2), \quad e = y - v_1, \quad (41)$$

where  $\sigma \in \mathbb{S} = \{\sigma \in \mathbb{R} : \sigma \in [0.1, 1]\}$  and  $\mathbb{V} = \{v \in \mathbb{R}^2 : \|v\| \leq 2.1\}$ .

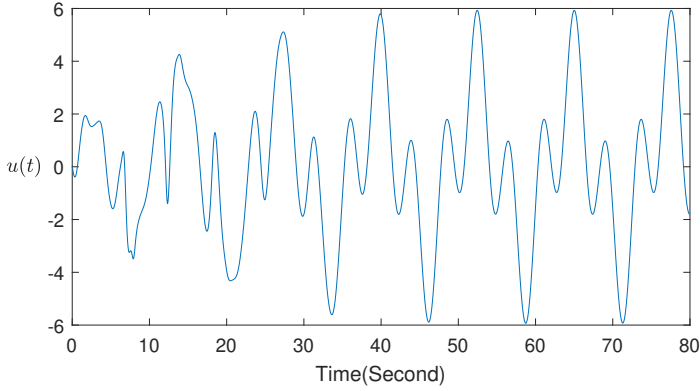
Under the stated Assumptions, Liu, Chen, and Huang (2009) showed that there exists a solution of  $\hat{x}_2(v, \sigma, w)$ , polynomial in  $v$ , satisfying

$$\frac{d^4 \hat{x}_2}{dt^4} + a_1 \hat{x}_2 + a_2 \frac{d \hat{x}_2}{dt} + a_3 \frac{d^2 \hat{x}_2}{dt^2} + a_4 \frac{d^3 \hat{x}_2}{dt^3} = 0,$$

with unknown true value vector  $a = \text{col}(a_1, a_2, a_3, a_4) \equiv \text{col}(9\sigma^4, 0, 10\sigma^2, 0)$  in (10). For the control law (39), we can



**Fig. 3.** Time profile of the tracking error  $e = y - y_r$  for the Duffing system with  $y_r = v_1$ .



**Fig. 4.** Time profile of the control input for the Duffing system.

choose  $\rho(e) = 2 + e^2$ ,  $k_a = 1$ ,  $\lambda_1 = 4$ ,  $\lambda_2 = 4$ ,  $m_1 = 1$ ,  $m_2 = 5.1503$ ,  $m_3 = 13.301$ ,  $m_4 = 22.2016$ ,  $m_5 = 25.7518$ ,  $m_6 = 21.6013$ ,  $m_7 = 12.8005$  and  $m_8 = 5.2001$ . The simulation starts with the initial conditions  $x(0) = \text{col}(1, 1)$ ,  $v(0) = \text{col}(1, 2)$ ,  $\hat{x}(0) = \mathbf{0}_2$ ,  $\eta(0) = \mathbf{0}_8$ ,  $\hat{a}(0) = 0$ , and  $\hat{k}(0) = 0$ .

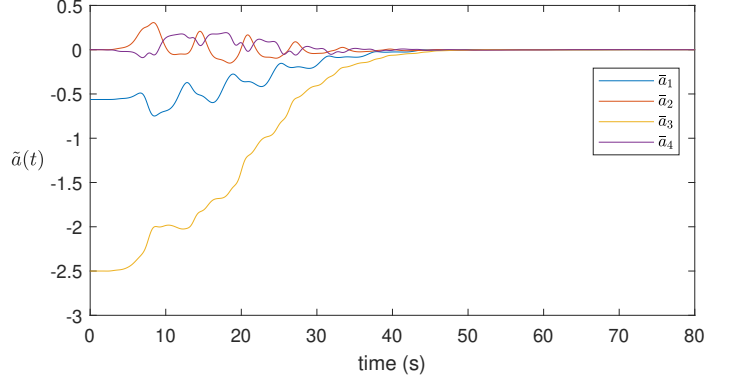
The control law stabilizes the system, and the parameter estimation error converges to nearly zero within 50 seconds (Figs. 3–7), with the control signal shown in Fig. 4. It can be observed from Fig. 3 that the tracking error converges to zero as designed. The estimated parameter of the steady-state dynamics for the closed-loop Duffing system is shown in Fig. 6 with error convergence shown in Fig. 5. The phase trajectory for the Duffing system is shown in Fig. 7.

#### 4.2. Example 2: Regulation of a Continuous Stirred Tank Reactor

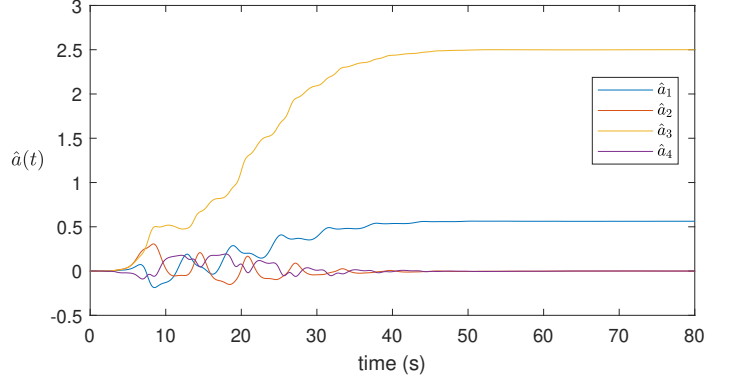
Consider the *Continuous Stirred Tank Reactor* (CSTR) of Uppal, Ray, and Poore (1974):

$$\begin{aligned} \dot{x}_1 &= -x_1 + D_a(1 - x_1) \exp\left(\frac{x_2}{1 + \frac{x_2}{\gamma}}\right), \\ \dot{x}_2 &= -x_2 + BD_a(1 - x_1) \exp\left(\frac{x_2}{1 + \frac{x_2}{\gamma}}\right) + \beta(u - x_2) + d, \end{aligned} \quad (42a)$$

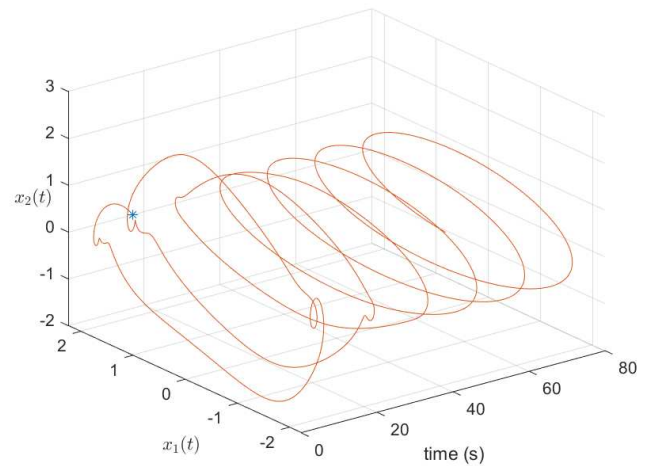
$$e = x_2 - y_r, \quad (42b)$$



**Fig. 5.** Parameter estimation error of the steady-state dynamics for the Duffing system.



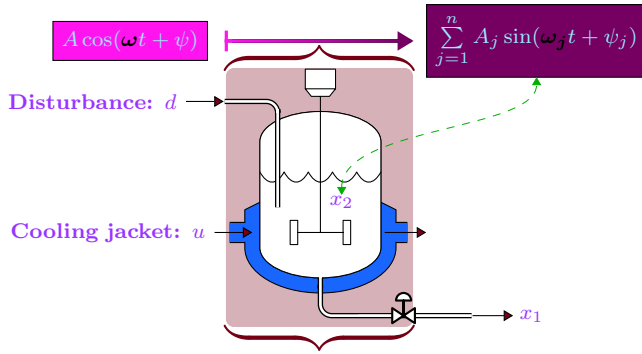
**Fig. 6.** Estimated parameter of the steady-state dynamics for the Duffing system.



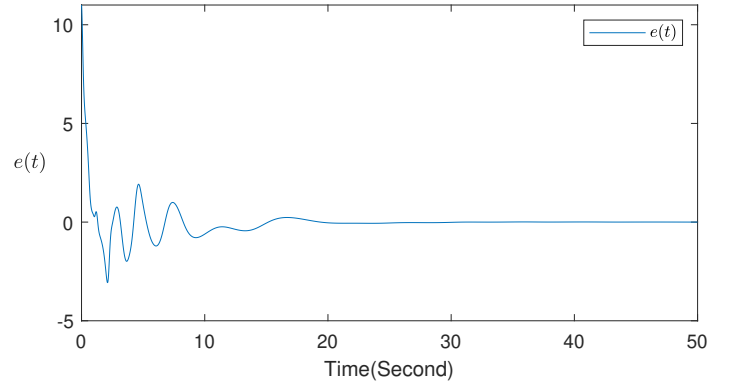
**Fig. 7.** State trajectory for the Duffing system (\*: initial point).

Symbol	Description
$\text{col}(x_1, x_2)$	State variables cConcentration of species A and reactor temperature)
$u$	Control input (cooling jacket temperature)
$\gamma = 20$	Activation energy (dimensionless)
$\beta = 0.3$	Heat transfer coefficient (dimensionless)
$B = 8$	Adiabatic temperature rise (dimensionless)
$D_a = 0.072$	Damköhler number (reaction to convective transport ratio)
$d = A \cos(\omega t + \psi)$	Feed temperature disturbance with unknown $A$ , $\omega$ , and $\psi$

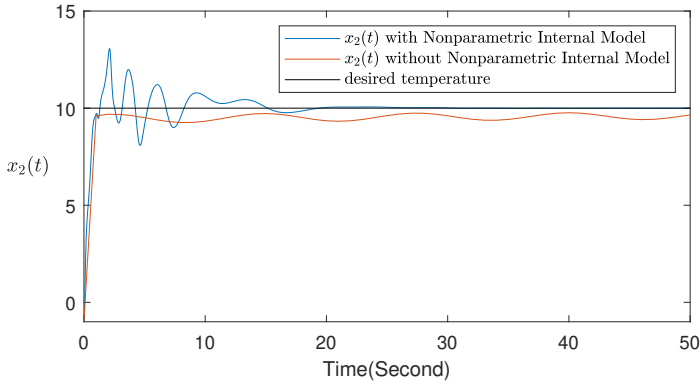
**Table 2:** System Parameters for the CSTR Model



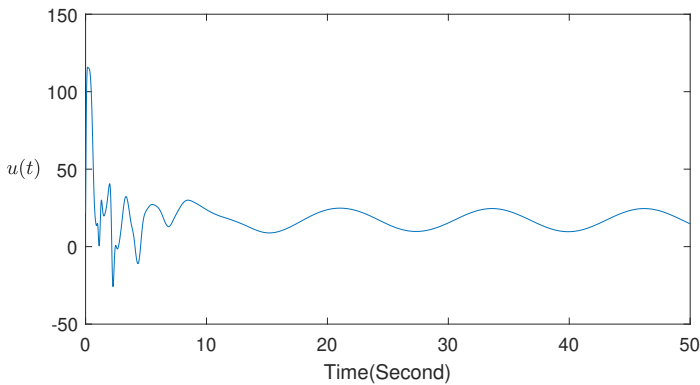
**Fig. 8.** Continuous stirred tank reactor.



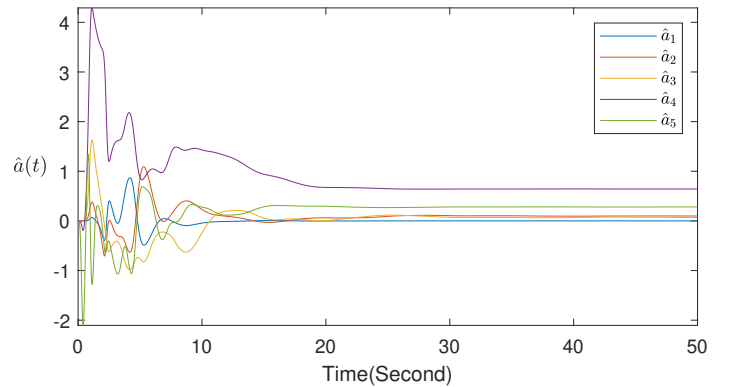
**Fig. 11.** Time profile of the tracking error ( $e = \hat{y} - y_r$ ) for the CSTR with  $y_r = 10$ .



**Fig. 9.** Time profile of the temperature  $x_2$  for the CSTR with and without the Nonparametric Internal Model.



**Fig. 10.** Time profile of the control input  $u(t)$  for the CSTR.



**Fig. 12.** Parameter estimates for the CSTR.



where  $\text{col}(x_1, x_2)$  is the state variable representing the concentration of species A and temperature shown in Fig. 8,  $u$  is the cooling jacket temperature, which is the control input,  $\gamma = 20$  is the activation energy,  $\beta = 0.3$  is the heat transfer coefficient,  $B = 8$  is the adiabatic temperature rise,  $D_a = 0.072$  is the Damköhler number, and  $d = A \cos(\omega_0 t + \psi)$  is the feed temperature (disturbance) with unknown amplitude, frequency, and phase. System (42) can be described by system (1) with relative degree 1. As a result, the input-driven filter (5) is not needed. The desired temperature is set to 10.

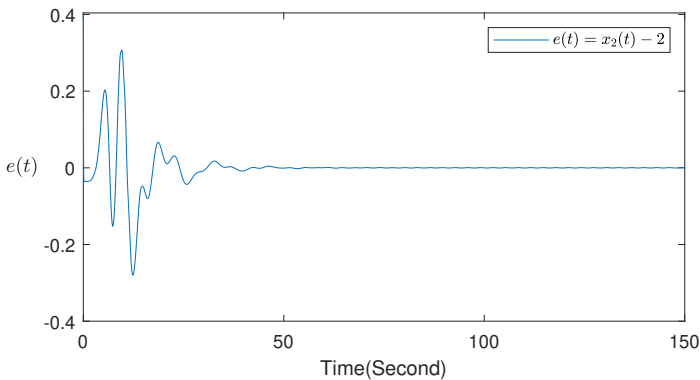
The complex dynamics of the Continuous Stirred Tank Reactor (42) and the unknown exosystem (2) result in an unknown steady-state behavior, making it challenging and impossible to derive an explicit solution, especially considering that only the output is available. Therefore, we assume that the system

$$\frac{d^5 \hat{\mathbf{u}}}{dt^5} + a_1 \hat{\mathbf{u}} + a_2 \frac{d\hat{\mathbf{u}}}{dt} + a_3 \frac{d^2 \hat{\mathbf{u}}}{dt^2} + a_4 \frac{d^3 \hat{\mathbf{u}}}{dt^3} + a_5 \frac{d^4 \hat{\mathbf{u}}}{dt^4} = 0,$$

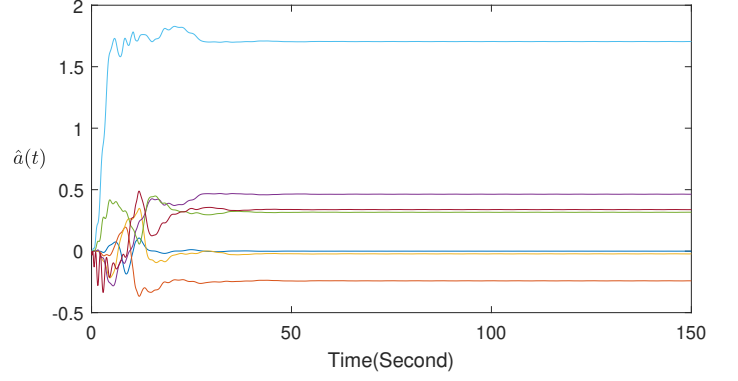
can describe the steady-state input, where  $a = \text{col}(a_1, a_2, a_3, a_4, a_5)$  is the unknown constant vector. For the control law (39), we can choose  $\rho(e) = 1$ ,  $k_a = 1$ ,  $m_1 = 0.04$ ,  $m_2 = 0.6$ ,  $m_3 = 4.19$ ,  $m_4 = 16.67$ ,  $m_5 = 42.07$ ,  $m_6 = 70.52$ ,  $m_7 = 79.74$ ,  $m_8 = 60.18$ ,  $m_9 = 29.06$ , and  $m_{10} = 8.12$ . The simulation starts with the initial conditions  $x(0) = \text{col}(3, -1)$ ,  $\eta(0) = \mathbf{0}_{10}$ ,  $\hat{a}(0) = \mathbf{0}_5$ , and  $\hat{k}(0) = 2$ .

The temperature  $x_2(t)$  of the CSTR obtained by the control law with the Nonparametric Internal Model converges to its desired value within 20 seconds (Figs. 9–11), and the parameter estimates  $\hat{a}(t)$  converge to constant values within 20 seconds (Fig. 12). For the sake of comparison, the trajectory of the closed loop in the absence of nonparametric learning is also shown in Fig. 9, with a persistent oscillatory error due to the oscillatory disturbance. The benefit of using nonparametric learning in the control law in removing the effects of the persistent oscillatory disturbance on the controlled variable is clear from the figure.

#### 4.3. Example 3: Regulation of a continuous bioreactor



**Fig. 13.** Time profile of the tracking error ( $e = x_2 - y_r$ ) for the continuous bioreactor with  $y_r = 2$ .



**Fig. 14.** Parameter estimates for the continuous bioreactor.

An anaerobic growth model for a continuous bioreactor is (Bastin & Dochain, 1990):

$$\dot{x}_1 = -Dx_1 + \mu(x_2, x_3)x_1, \quad (43a)$$

$$\dot{x}_2 = D(u - x_2) - \frac{\mu(x_2, x_3)x_2}{Y_{x_1/x_2}}, \quad (43b)$$

$$\dot{x}_3 = -Dx_3 + [\alpha\mu(x_2, x_3) + \beta]x_1, \quad (43c)$$

where  $x_1$  is the concentration of cellular biomass,  $x_2$  is the concentration of the growth-limiting substrate (such as glucose),  $x_3$  is the concentration of the desired bio-product (such as ethanol), the input  $u$  is the concentration of the growth-limiting substrate in the feed stream,  $D = F/V$  is the nominal dilution rate,  $F$  is the volumetric flow rate of the feed stream, and  $V$  is the constant liquid volume in the bioreactor.

Cellular growth is characterized by the cell-specific growth rate  $\mu(x_2, x_3)$ . The yield parameter  $Y_{x_1/x_2}$  is the cell mass produced per unit mass of substrate consumed. The parameter  $\alpha$  is the inverse of the product yield associated with cellular growth, while  $\beta$  is the inverse of the growth-independent product yield. The growth rate function

$$\mu(x_2, x_3) = \frac{\mu_m(t)(1 - \frac{x_3}{x_m})x_2}{K_m + x_2 + \frac{x_2^2}{K_I}}$$

models cellular growth across varying environmental conditions, where  $\mu_m(t) = \mu_m^* + d(t)$  with  $\mu_m^*$  being the nominal maximum growth rate and  $d = A \cos(\omega t + \psi)$  being the disturbance with unknown amplitude, frequency, and phase;  $K_I$  is the substrate saturation constant; and  $x_m$  is the product inhibition constant. The desired concentration of growth-limiting substrate  $x_2$  is set to 2.

As for the continuous bioreactor (43), only the output is available. The complex dynamics of the continuous bioreactor (43) generate an unknown steady-state behavior that is difficult to estimate, which yields a more challenging regulation problem. Here, it is assumed that the system

$$\frac{d^7 \hat{\mathbf{u}}}{dt^7} + a_1 \hat{\mathbf{u}} + a_2 \frac{d\hat{\mathbf{u}}}{dt} + a_3 \frac{d^2 \hat{\mathbf{u}}}{dt^2} + \dots + a_7 \frac{d^6 \hat{\mathbf{u}}}{dt^6} = 0,$$

Symbol	Description	Units	Nominal value
$x_1(0)$	Concentration of cellular biomass	g/L	7.038
$x_2(0)$	Concentration of growth-limiting substrate (e.g., glucose)	g/L	2.404
$x_3(0)$	Concentration of desired bio-product (e.g., ethanol)	g/L	24.87
$u$	Concentration of substrate in the feed stream	g/L	
$D$	Dilution rate ( $D = F/V$ )	1/hr	0.164
$F$	Volumetric flow rate of the feed stream	L/hr	
$V$	Constant liquid volume in the bioreactor	L	
$\mu(x_2, x_3)$	Specific growth rate	1/hr	
$Y_{\frac{x_1}{x_2}}$	Yield coefficient (cell mass produced per unit of substrate)	g/g	0.4
$\alpha$	Inverse of product yield associated with growth	g/g	2.2
$\beta$	Inverse of growth-independent product yield	1/hr	0.2
$\mu_m^*$	Nominal Maximum growth rate	1/hr	0.48
$K_m$	Saturation constant for the substrate	g/L	1.2
$K_I$	Substrate inhibition constant	g/L	22
$x_m$	Product inhibition constant	g/L	50
$\mu(x_2, x_3)$	Growth rate function: $\frac{\mu_m(t)(1-x_3/x_m)x_2}{K_m+x_2+x_2^2/K_I}$	1/hr	

**Table 3:** Summary of variables, parameters, and functions in the continuous bioreactor model (Henson & Seborg, 1992).

can approximate the steady-state input, where  $a = \text{col}(a_1, a_2, a_3, a_4, a_5, a_6, a_7)$  is the unknown constant vector. For the control law (34), we can choose  $\rho(e) = 1$ ,  $k = 200$ ,  $m_1 = 1$ ,  $m_2 = 9.5144$ ,  $m_3 = 44.7616$ ,  $m_4 = 137.7619$ ,  $m_5 = 309.4184$ ,  $m_6 = 535.9283$ ,  $m_7 = 737.6421$ ,  $m_8 = 819.2345$ ,  $m_9 = 737.6421$ ,  $m_{10} = 535.9283$ ,  $m_{11} = 309.4184$ ,  $m_{12} = 137.7619$ ,  $m_{13} = 44.7616$ , and  $m_{14} = 9.5144$ . The simulation starts with the initial conditions  $x(0) = \text{col}(7.038, 2.404, 24.87)$ ,  $\eta(0) = \mathbf{0}_{14}$ , and  $\hat{a}(0) = \mathbf{0}_7$ .

The desired concentration of the growth-limiting substrate  $x_2$ , as controlled by the Nonparametric Internal Model, converges to its target value within 100 seconds (Figs. 15–18), and the parameter estimates  $\hat{a}(t)$  also converge at constant values within the same 50 seconds (Fig. 14). For comparison, the closed-loop trajectory without nonparametric learning is also presented in Fig. 16, where a persistent oscillatory disturbance is observed in  $\mu_m(t) = \mu_m^* + d(t)$ , as shown in Fig. 18. This disturbance is significantly more complex than the constant offset on the cellular growth rate investigated in Henson and Seborg (1992). The simulation demonstrates that the incorporation of the proposed nonparametric learning to the control law effectively improves tracking performance on the steady-state time interval and mitigates the impact of the persistent oscillatory disturbance on the cellular growth rate, highlighting the versatility of the proposed nonparametric learning approach.

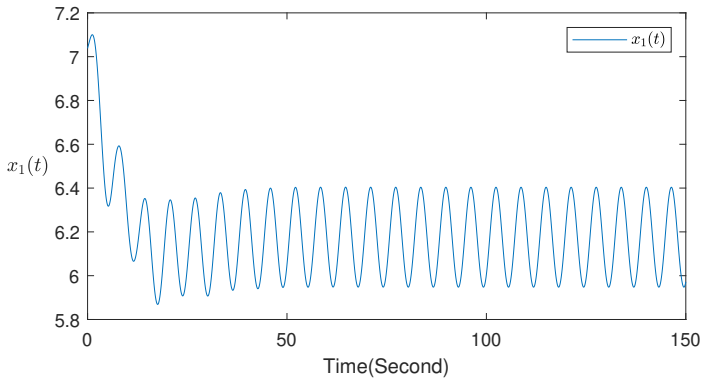
## 5. Conclusion

This article proposes a nonadaptive nonlinear robust output regulation approach for general nonlinear output feedback systems with error output. The proposed nonadaptive framework transforms the robust output regulation problem into a robust non-adaptive stabilization

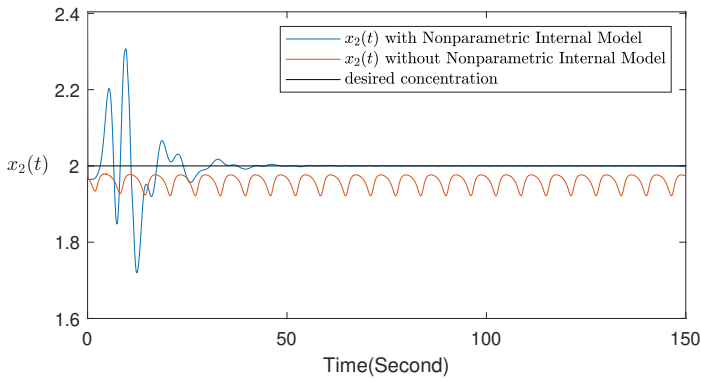
method that is effective for systems with Input-to-State Stable dynamics. The integration of a nonparametric learning framework ensures the viability of the nonlinear mapping and eliminates the need for specific Lyapunov function construction and the commonly employed parameterized assumption on the nonlinear system. The approach is illustrated in two numerical examples, involving a controlled Duffing system, a continuously stirred tank reactor and a continuous bioreactor, showing convergence of the parameter estimation error and of the tracking error to zero. Future research will be conducted on applying the proposed nonparametric learning framework to control the impinging jet mixer for improving the productivity of the solid lipid nanoparticles.

## References

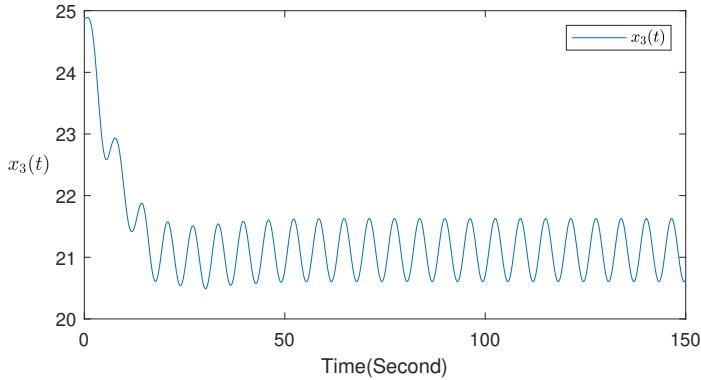
- Afri, C., Andrieu, V., Bako, L., & Dufour, P. (2016). State and parameter estimation: A nonlinear Luenberger observer approach. *IEEE Transactions on Automatic Control*, 62(2), 973–980.
- Bastin, G. & Dochain, D. (1990). *On-line Estimation and Adaptive Control of Bioreactors*, volume 1. The Netherlands: Elsevier, Amsterdam.
- Basturk, H.I. & Krstic, M. (2015). Adaptive sinusoidal disturbance cancellation for unknown lti systems despite input delay. *Automatica*, 58, 131–138.
- Bernard, P., Bin, M., & Marconi, L. (2020). Adaptive output regulation via nonlinear Luenberger observer-based internal models and continuous-time identifiers. *Automatica*, 122, 109261.
- Bin, M., Astolfi, D., & Marconi, L. (2024). Robust internal models with a star-shaped attractor are linear. *Automatica*, 166, 111698.
- Bin, M., Bernard, P., & Marconi, L. (2020). Approximate nonlinear regulation via identification-based adaptive internal models. *IEEE Transactions on Automatic Control*, 66(8), 3534–3549.
- Bin, M., Huang, J., Isidori, A., Marconi, L., Mischiati, M., & Sontag, E. (2022). Internal models in control, bioengineering, and neuroscience. *Annual Review of Control, Robotics, and Autonomous Systems*, 5, 55–79.



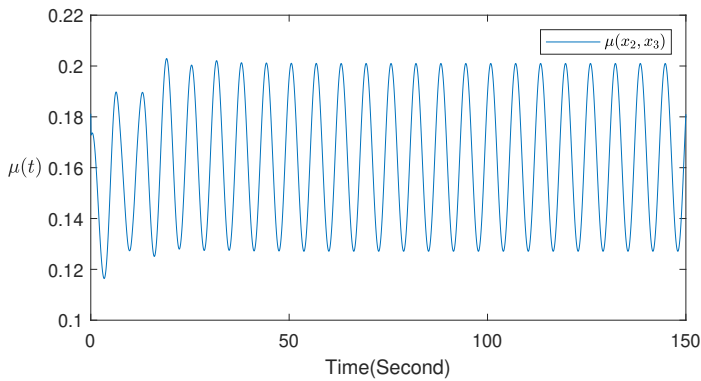
**Fig. 15.** Time profile of  $x_1(t)$  for the continuous bioreactor.



**Fig. 16.** Time profile of  $x_2$  for the continuous bioreactor with and without the Nonparametric Internal Model.



**Fig. 17.** Time profile of  $x_3$  for the continuous bioreactor.



**Fig. 18.** Time profile of  $\mu(x_2, x_3)$  for the continuous bioreactor.

- Byrnes, C.I. & Isidori, A. (2003). Limit sets, zero dynamics, and internal models in the problem of nonlinear output regulation. *IEEE Transactions on Automatic Control*, 48(10), 1712–1723.
- Chen, Z. (2023). Lasalle–Yoshizawa Theorem for nonlinear systems with external inputs: A counter-example. *Automatica*, 147, 110636.
- Chen, Z. & Huang, J. (2015). *Stabilization and Regulation of Nonlinear Systems*. Springer, Cham, Switzerland.
- Dimanidis, I.S., Bechlioulis, C.P., & Rovithakis, G.A. (2020). Output feedback approximation-free prescribed performance tracking control for uncertain MIMO nonlinear systems. *IEEE Transactions on Automatic Control*, 65(12), 5058–5069.
- Ding, Z. (2003). Global stabilization and disturbance suppression of a class of nonlinear systems with uncertain internal model. *Automatica*, 39(3), 471–479.
- Duan, G. (2021a). High-order fully actuated system approaches: Part iii. robust control and high-order backstepping. *International Journal of Systems Science*, 52(5), 952–971.
- Duan, G. (2021b). High-order fully actuated system approaches: Part iv. adaptive control and high-order backstepping. *International Journal of Systems Science*, 52(5), 972–989.
- Forte, F., Isidori, A., & Marconi, L. (2013). Robust design of internal models by nonlinear regression. *IFAC Proceedings Volumes*, 46(23), 283–288.
- Francis, B.A. & Wonham, W.M. (1976). The internal model principle of control theory. *Automatica*, 12(5), 457–465.
- Henson, M.A. & Seborg, D.E. (1992). Nonlinear control strategies for continuous fermenters. *Chemical Engineering Science*, 47(4), 821–835.
- Huang, J. (2001). Remarks on the robust output regulation problem for nonlinear systems. *IEEE Transactions on Automatic Control*, 46(12), 2028–2031.
- Huang, J. (2004). *Nonlinear Output Regulation: Theory and Applications*. SIAM.
- Huang, J. & Chen, Z. (2004). A general framework for tackling the output regulation problem. *IEEE Transactions on Automatic Control*, 49(12), 2203–2218.
- Huang, J. & Lin, C.F. (1994). On a robust nonlinear servomechanism problem. *IEEE Transactions on Automatic Control*, 39(7), 1510–1513.
- Isidori, A. & Byrnes, C.I. (1990). Output regulation of nonlinear systems. *IEEE Transactions on Automatic Control*, 35(2), 131–140.
- Isidori, A., Marconi, L., & Praly, L. (2012). Robust design of nonlinear internal models without adaptation. *Automatica*, 48(10), 2409–2419.
- Jiang, Z.P., Mareels, I., Hill, D.J., & Huang, J. (2004). A unifying framework for global regulation via nonlinear output feedback: From ISS to iISS. *IEEE Transactions on Automatic Control*, 49(4), 549–562.
- Kalman, D. (1984). The generalized Vandermonde matrix. *Mathematics Magazine*, 57(1), 15–21.
- Kreisselmeier, G. & Engel, R. (2003). Nonlinear observers for autonomous Lipschitz continuous systems. *IEEE Transactions on Automatic Control*, 48(3), 451–464.
- Krstic, M., Kokotovic, P.V., & Kanellakopoulos, I. (1995). *Nonlinear and Adaptive Control Design*. John Wiley & Sons, Inc., New York.
- Liu, L., Chen, Z., & Huang, J. (2009). Parameter convergence and minimal internal model with an adaptive output regulation problem. *Automatica*, 45(5), 1306–1311.
- Liu, L. & Huang, J. (2008). Asymptotic disturbance rejection of the Duffing’s system by adaptive output feedback control. *IEEE Transactions on Circuits and Systems II: Express Briefs*, 55(10), 1066–1070.
- Liuzzo, S., Marino, R., & Tomei, P. (2007). Adaptive learning control of nonlinear systems by output error feedback. *IEEE Transactions on Automatic Control*, 52(7), 1232–1248.
- Lu, M., Liu, L., & Feng, G. (2019). Adaptive tracking control of uncertain Euler–Lagrange systems subject to external disturbances. *Automatica*, 104, 207–219.
- Marconi, L. & Praly, L. (2008). Uniform practical nonlinear out-

- put regulation. *IEEE Transactions on Automatic Control*, 53(5), 1184–1202.
- Marconi, L., Praly, L., & Isidori, A. (2007). Output stabilization via nonlinear Luenberger observers. *SIAM Journal on Control and Optimization*, 45(6), 2277–2298.
- Marino, R. & Tomei, P. (2003). Output regulation for linear systems via adaptive internal model. *IEEE Transactions on Automatic Control*, 48(12), 2199–2202.
- Neagoe, V.E. (1996). Inversion of the Van der Monde matrix. *IEEE Signal Processing Letters*, 3(4), 119–120.
- Nikiforov, V.O. (1998). Adaptive non-linear tracking with complete compensation of unknown disturbances. *European Journal of Control*, 4(2), 132–139.
- Serrani, A., Isidori, A., & Marconi, L. (2001). Semi-global nonlinear output regulation with adaptive internal model. *IEEE Transactions on Automatic Control*, 46(8), 1178–1194.
- Sontag, E. & Teel, A. (1995). Changing supply functions in input/state stable systems. *IEEE Transactions on Automatic Control*, 40(8), 1476–1478.
- Sontag, E.D. (2019). Input-to-state stability. In J. Baillieul & T. Samad (eds.), *Encyclopedia of Systems and Control*, 1–9. Springer, London.
- Sutton, R.S., Barto, A.G., & Williams, R.J. (2002). Reinforcement learning is direct adaptive optimal control. *IEEE Control Systems Magazine*, 12(2), 19–22.
- Tomei, P. & Marino, R. (2023). Adaptive regulation for minimum phase systems with unknown relative degree and uncertain exosystems. *Automatica*, 147, 110678.
- Uppal, A., Ray, W.H., & Poore, A.B. (1974). On the dynamic behavior of continuous stirred tank reactors. *Chemical Engineering Science*, 29(4), 967–985.
- Wang, S., Guay, M., Chen, Z., & Braatz, R.D. (2025). A nonparametric learning framework for nonlinear robust output regulation. *IEEE Transactions on Automatic Control*, 70(4), 2134 – 2149.
- Xu, D. & Huang, J. (2019). A generic internal model for robust output regulation problem for plants subject to an uncertain exosystem. In *2019 IEEE 15th International Conference on Control and Automation (ICCA)*, 1179–1184. IEEE.
- Zhang, T., Ge, S.S., & Hang, C.C. (2000). Adaptive neural network control for strict-feedback nonlinear systems using backstepping design. *Automatica*, 36(12), 1835–1846.
- Zhou, B. & Duan, G.R. (2005). An explicit solution to the matrix equation  $AX - XF = BY$ . *Linear Algebra and Its Applications*, 402, 345–366.