

DISTALANER: Distantly Supervised Active Learning Augmented Named Entity Recognition in the Open Source Software Ecosystem

Somnath Banerjee  Avik Dutta  Aaditya Agrawal 
 Rima Hazra  Animesh Mukherjee 
 Indian Institute of Technology Kharagpur
 Singapore University of Technology and Design
 som.iitkgpcse@kgpian.iitkgp.ac.in
 rima_hazra@sutd.edu.sg, animeshm@cse.iitkgp.ac.in

Abstract

With the AI revolution in place, the trend for building automated systems to support professionals in different domains such as the open source software systems, healthcare systems, banking systems, transportation systems and many others have become increasingly prominent. A crucial requirement in the automation of support tools for such systems is the early identification of named entities, which serves as a foundation for developing specialized functionalities. However, due to the specific nature of each domain, different technical terminologies and specialized languages, expert annotation of available data becomes expensive and challenging. In light of these challenges, this paper proposes a novel named entity recognition (NER) technique specifically tailored for the open-source software systems. Our approach aims to address the scarcity of annotated software data by employing a comprehensive two-step distantly supervised annotation process. This process strategically leverages language heuristics, unique lookup tables, external knowledge sources, and an active learning approach. By harnessing these powerful techniques, we not only enhance model performance but also effectively mitigate the limitations associated with cost and the scarcity of expert annotators. It is noteworthy that our model significantly outperforms the state-of-the-art LLMs by a substantial margin. We also show the effectiveness of NER in the downstream task of relation extraction ¹.

1 Introduction

Traditional named entity recognition (NER) models exhibit certain limitations, particularly when dealing with domain-specific data. Primarily, this stems from the fact that NER models are conventionally trained on generic corpora, rendering them less effective when encountering text sourced from specialized domains such as software, legal [33], biomedical [10, 14, 22] or engineering fields [16], which inherently possess distinctive vocabularies and entities. For instance, the word “windows” could denote a well-known operating system in the realm of software and technology, yet simultaneously refer to a commonplace architectural feature in the context of residential or commercial structures. Adapting a generic NER model to handle tasks specific to a certain field often requires extra, specialized training data from that area. However, gathering and annotating this additional data

¹ <https://anonymous.4open.science/r/DistALANER-DC9D/README.md>

can be a costly and time-consuming task.

Distantly-Labeled

Software Component	OS	Extension	Package	Error	Architecture	Peripheral	Organization	Command
--------------------	----	-----------	---------	-------	--------------	------------	--------------	---------

I found what I believe is a regression on my Gateway ne570 laptop. It was running mythubuntu 14.04 LTS and Ubuntu 15.04 amd64 releases quite well. But when I installed ubuntu 16.04 LTS, I found dmesg and kern.log were filling with messages like this: Jul 10 17:01:10 buus -ne570 kernel: [57.741630] ACPI Error: Method reached maximum reentrancy limit (255)

Expert Annotator-Labeled

Peripheral	OS	Error
------------	----	-------

I found what I believe is a regression on my Gateway ne570 laptop. It was running mythubuntu 14.04 LTS and Ubuntu 15.04 amd64 releases quite well. But when I installed ubuntu 16.04 LTS, I found dmesg and kern.log were filling with messages like this: Jul 10 17:01:10 buus -ne570 kernel: [57.741630] ACPI Error: Method reached maximum reentrancy limit (255)

Figure 1: Annotation we obtain from DISTALANER vs ground truth.

Distant supervision [18, 5] methods help solve the problem of insufficient labels by automatically generating labeled data for entity recognition. Using a raw text and a dictionary, these methods label entities through exact string matching, then use this data to train advanced neural models for recognizing entities. However, two key challenges arise from this approach. The first is incomplete annotations [11]. Many dictionaries do not fully cover domain-specific entities, leading to a lot of unmatched entities and false-negative labels. Earlier attempts to increase labeled entities involved expanding the dictionary with set rules [19], but these rules are often hard to apply in other fields. The second challenge is the struggle to identify new, unannotated entities. Even models that are manually trained have difficulty with this due to their limited capabilities.

In the area of open source software development, the need for NER has become increasingly critical [32]. NER plays a pivotal role in deciphering and categorizing textual information into predefined entities such as individual contributors, programming languages, software tools, and project specifications found in software documentation, source code, bug reports, or community discussions [36]. The understanding and categorization of such entities offer deep insights, allowing for effective communication, resource allocation, and decision-making within the open source community. In addition, it assists in knowledge extraction [25], facilitating a greater comprehension of the system’s functionality [29], feature requirements, software dependencies, or potential bugs [45], thereby augmenting the efficiency of software development and maintenance. Further, NER can aid in community management tasks, such as identifying contributors and their areas of expertise or mapping the interactions within the developer community. Consequently, the integration of NER in the open source software domain could dramatically streamline processes, enhance collaboration, and eventually improve the overall quality of the software produced.

Recently, Large Language Models (LLMs) can be highly effective in the software domain [23]. With their ability to understand complex patterns and generate human-like text, they can assist in identifying and classifying key entities such as specific coding languages, software tools, packages, peripherals, or developers mentioned in various sources like code, software documentation, and community discussions. However, LLMs can sometimes prove to be a bottleneck in identifying NER due to security issues, cost and lack of contextual knowledge [1]. These limitations arise due to their broad contextual learning from vast corpora that often spans numerous domains, making them less specialized for a particular field like software development. These models might struggle to identify and classify domain-specific entities accurately, given their generic training [27]. Moreover, as LLMs learn from data available up to their last training checkpoint, they may not be aware of new terms or entities introduced in the domain post-training. Taking into account the aforementioned limitations [40], we put forth an innovative framework, explicitly designed for the software domain trained through bug data, manuals and CQAs. Our objective is to incorporate lightweight models into our framework, allowing them to seamlessly integrate with any system. Our approach involves limited human intervention. By including a variety of methods depicted in Figure 2, we enhance the efficiency of deep learning models. The key contributions of this paper are as follows.

- In terms of datasets we release the following items - (a) a huge open source domain corpus with both human and system annotations for nine different named entity types (see examples in Figure 1), (b) For each entity type, a large unique lookup table contains relevant entities automatically collected from various sources since 2004 (to check detailed sources, see

section 4) and (c) a huge corpus of human annotated entity relation pairs in software domain for the downstream application task².

- We put forth an innovative method for expanding the dictionary with the largest software domain specific data that contains rich temporal context and is not reliant on either ambiguous strings or ad hoc rules. Experimental results confirm that our method markedly enhances the quality of annotations produced through distant supervision.
- We conduct extensive experiments on two massive datasets with DISTALANER achieving the best performance using dictionaries only and no human efforts. On several datasets, our approach is even better than the supervised models and LLMs like GPT-3.5-Turbo³, GPT-4⁴ and Google-BARD⁵.
- In order to demonstrate the effectiveness of the named entities extracted by our method we use it to perform the closely associated problem of relation extraction reporting superior performance.

2 Related work

Named entity recognition in software ecosystems: Initially [41] proposed S-NER for identifying software-related entities, focusing on high-level entity types such as programming language and API, amongst others. They used a subset of the 2015 StackOverflow dataset and manually identified software-specific entities. Human annotators labeled additional posts, with the annotated data serving for supervised learning and model testing. [17, 45] introduced a unified framework employing machine reading comprehension for nested and flat Named Entity Recognition (NER). The authors devised a technique to extract the answer span for an entity, instead of labeling sequences. Extensive experimentation was carried out on nested and flat NER datasets to verify their proposed model. [31] presented SoftNER for recognizing code tokens and software-related entities in natural language and programming texts. They used a programming-related dataset from StackOverflow, introducing an NER corpus for the programming domain. This corpus, annotated with 20 self-defined entity types, was used to train BERT [3], showing improvement over a pretrained model. In another study [13], the authors presented BiLSTM-CNN-Char, a deep learning architecture for extracting entities from biomedical notes and reports. The architecture was claimed to be efficient without relying on heavy transformer-based contextual embeddings. Recently, few-shot, multigrained, and nested NER have gained attention [4]. A notable contribution is the FEW-NERD dataset, a large-scale human-annotated collection featuring two-level entity type annotations. The authors in [39] proposed Multi-Grained NER (MGNER), capable of identifying named entities at multiple granularities. The framework can handle non-overlapping or nested entity mentions and consists of a detector and a classifier component for efficient entity recognition.

Distant supervision based named entity recognition: In [37, 5] the authors introduced a novel method of dictionary extension for extracting new entities utilizing a type expanded model. This method’s primary aim was to enhance the performance of distantly supervised NER methods in automating data labeling and entity identification. The evaluation of their approach on diverse datasets demonstrated superior performance in comparison to the existing state-of-the-art distantly supervised systems. Another work by [42, 24] presented a novel method for training NER models using distantly labeled data, typically acquired by associating entity mentions in raw text with corresponding entity types. [18] put forward a unique computational framework, BOND, which leverages pretrained language models to enhance NER model performance. GPT-NER by [35] is a first of its kind approach that recasts the sequence labeling task into a generative framework.

Our work introduces a distantly supervised method to auto-annotate named entities in the open-source software systems. This approach is very effective in a low resource setting where gold labels are very limited. We further show that this NER pipeline improves the task of relation extraction.

3 Dataset

In this paper, we utilize two datasets specifically from the Ubuntu ecosystem: (i) the Ubuntu bug repository and (ii) the Launchpad question-answering repository. We employ the first dataset for training the model, while we use the latter for evaluating its performance. The motivation lies

² <https://zenodo.org/record/8075578>

³ <https://openai.com/blog/chatgpt>

⁴ <https://platform.openai.com/playground> ⁵ <https://bard.google.com/>

in selecting bug data because it is an ideal resource for training an open-source NER model for several reasons. First, it provides a rich source of diverse and complex natural language text, which includes technical terminology, software components, and descriptions of problems and solutions, making it a well-suited resource for understanding and learning the language structure and context within the open-source domain. Second, bug reports often involve specific named entities such as software component names, version numbers, and user handles, among others, providing a plethora of examples for NER tasks. Further, the nature of bug tracking in open-source projects often involves collaboration and communication between various contributors, yielding a wide variety of linguistic styles and expressions. This diversity enhances the model’s robustness and adaptability. Last, as bug data is openly accessible, it aligns with the open-source ethos of shared knowledge, making it an appropriate dataset for open-source NER model training.

Ubuntu bug repository: In our experiment, we use the repository of bugs collected by [6]. These bugs are mainly reported on packages, conflicts between Ubuntu and Windows and other related events. The dataset contains approximately 270K bugs along with the metadata such as title of the bug, description of the bug, user who posted the bug, comments and their commenters, creation date of the bug, tags of the bugs. In our work, we mainly use the description of the bugs to obtain the named entities. We filter this raw dataset by excluding (i) those bugs that solely reference another bug, for example, “Automatically imported from Debian bug report #257568”⁶ and (ii) those bugs that have very small description size (< 60 words) or exceedingly large description size (> 400 words). The bugs with very small description size prohibits obtaining meaningful representations while those with very large size routinely include code logs in massive proportions rather than useful text. The dataset⁷ statistics are presented in Table 1.

Ubuntu question-answering: We choose Ubuntu question-answering dataset for the purpose of evaluation. We collect queries from Launchpad question-answering, which contains questions on the Ubuntu system and the many problems related to it. Each such question has a title, a body, an asker identity, a posting date and time, a set of answers, the answerer identity and the answer posting time. For our purpose, we annotate a total of 500 question-answer pairs. These question-answer pairs are chosen randomly to ensure an unbiased sampling.

Properties	Ubuntu Bug Count
#bugs before filtering	270K
#bugs after filtering	170K
Avg #words in description	141
Max #words in description	399
Min #words in description	60

Table 1: The basic statistics of the Ubuntu bug dataset.

4 Source details

The collection of data for our study comes meticulously from various reliable sources.

- *Operating systems:* Names primarily come from the official Ubuntu pages⁸ and Wikipedia⁹ for all other operating systems.
- *Architecture:* Base architectures come from the community¹⁰, and we manually include additional writing styles.
- *Commands:* Commands in structured form come from github¹¹. We collect additional commands using TagMe and add them with our active learning based approach from Wikipedia.
- *Packages:* We use all the packages assembled by the authors in [6].
- *Error codes:* We collect these from the Ubuntu page¹², and use TagMe (with our active learning based approach) to augment the list with additional error codes.
- *File extensions:* We collect this data primarily from the Wikipedia page¹³.

⁶ <http://bugs.debian.org/257568>

⁷ <https://launchpad.net/>

⁸ <https://wiki.ubuntu.com/Releases>

⁹ https://en.wikipedia.org/wiki/List_of_operating_systems

¹⁰ <https://help.ubuntu.com/community/SupportedArchitectures>

¹¹ <https://github.com/nengz/ShellFusion/tree/main>

¹² https://wiki.ubuntu.com/error_and_warning_messages

¹³ https://en.wikipedia.org/wiki/Filename_extension

- *Organizations*: We initially create a base list from a Wikipedia page to capture computer-related organizations, and then use TagMe (with our active learning based approach) to expand the list.
- *Peripheral types and software components*: In the absence of a comprehensive list, we prepare an initial handcrafted list. We then use TagMe (with our active learning based approach) to significantly expand the lists of these two entity types.

5 Preliminaries

Distantly supervised NER aims to automatically label the input data by leveraging existing knowledge bases as opposed to the supervised method that depends on gold labels drawn from the training data. The key hypothesis is that if an entity mention appears in the knowledge base and is also present in the unlabelled data then it is likely to be a named entity. We denote the distantly supervised dataset as $D_{dist} = (x_1, y_1), (x_2, y_2), \dots, (x_m, y_m)$, where x_i represents the i^{th} input sample and y_i represents the distant labels generated based on heuristics or knowledge bases. While the distantly labelled data could be prone to error, it is very effective in a low resource setting where there is a genuine scarcity of gold labels.

Note that the corpora for our experiments are primarily composed of text drawn from bug repositories and we shall therefore define the notations in terms of this particular corpora. In a bug repository \mathcal{B} , each bug is denoted by b_i . A bug b_i is a sequence of words $\{w_1, w_2, \dots, w_n\}$. We denote the entity types as the E_{ename} where $ename$ is the name of the entity type. We define nine entity types as follows – packages (**PKG**), operating system (**OS**), organization (**ORG**), commands (**CMD**), errors (**ERR**), file extension (**EXT**), peripherals (**PRP**), software components (**SOC**), and architecture (**ARC**). In our setting, an entity may contain single word or multiple words (phrases). The entity span can be defined as $\{w_i, w_{i+1}, \dots, w_{j-1}, w_j\}$, where i indicates the starting index, j indicates the ending index, and $i \leq j$. We use the conventional IO tagging (inside-outside) method. Given a sequence of words $\{w_1, \dots, w_i, w_{i+1}, \dots, w_j, \dots, w_n\}$ we mark as $\{O, \dots, I_{ename}, I_{ename}, \dots, I_{ename}, \dots, O\}$. An example bug text and its IO tags are shown below. Text: After upgrading to Ubuntu 18.04 and thus from Linux 4.13 to Linux 4.15) the Monitor connected via VGA (through DVI-I) shows a 'No Signal' message after amdgpu takes over from efifb and turns off. Entity labels: $\{O, O, O, I_{OS}, I_{OS}, O, O, O, I_{OS}, I_{OS}, O, I_{OS}, I_{OS}, O, I_{PRP}, O, O, I_{PRP}, O, \dots\}$.

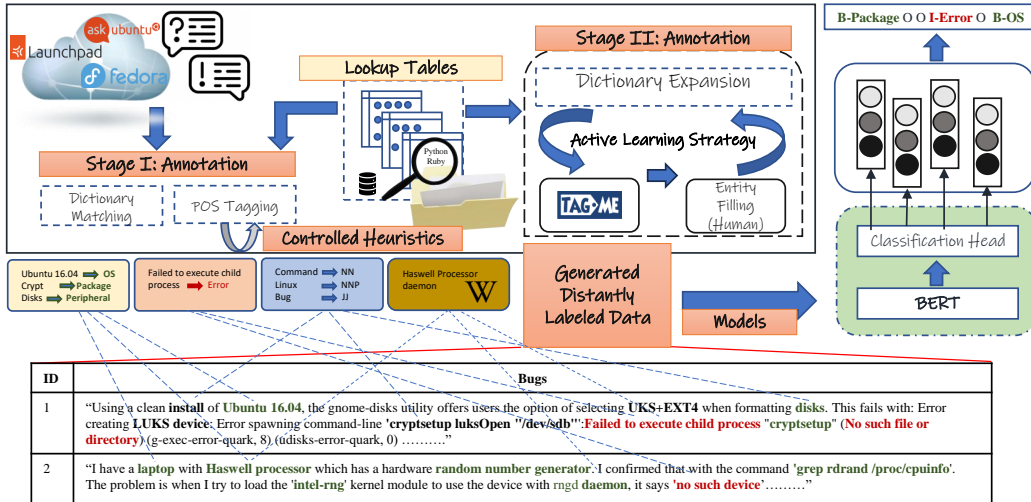


Figure 2: Overview of DISTALANER. Stage I annotation involves “dictionary matching” and “POS tagging”. Stage II annotation then involves “dictionary expansion”. After these stages, we identify four types of extractions from data. The light yellow box represents extracted “entities”, while the orange box represents “error” types. The blue and dark yellow boxes represent “POS tags” and “Wikipedia mentions” respectively. We mark these exact types through links for some real bug samples.

6 Methodology

In this section, we introduce the overall framework of DISTALANER. We illustrate our framework in Figure 2. Our framework includes three stages – (a) Stage 1: Construction and matching of dictionary, (b) Stage 2: Entity distillation and dictionary expansion, (c) Stage 3: Training of the NER model.

6.1 Stage 1: Construction and matching of dictionary

At the first stage, we build the dictionary of entities and their respective entity types. To build the dictionary, we use existing knowledge from websites, repositories, and documents of the Ubuntu eco system. For the **OS** entity, we include all the Ubuntu distributions (obtained from [6]) and collect Linux distributions and Windows versions from Wikipedia. For the **ARC** entity type, we include different writing styles (and versions) of 32 bit and 64 bit (x32 | x64, x386 | amd64, etc.). For **CMD** type, we collect all the Linux commands from Wikipedia, Ubuntu man pages, and the paper [43]. Authors in [6] collected the list of packages of each Ubuntu distributions (total 20 distributions). For the **PKG** type, we utilize this list and extract all the unique package names. We build the **ERR** type by collecting the error codes that usually occur in the Ubuntu system from the Ubuntu wiki page¹⁴. For the type **EXT**, we collect data from various Wikipedia pages. For the **ORG** type, we focus on software organizations and collect the information from Wikipedia. For type **PRP**, we gather entities from various sources (see section 4 followed by manual inspection. For **SOC**, we collect data from various unix-related websites as well as Wikipedia pages (See Table 2). Next, we conduct dictionary matching. We consider only exact string matching of the bug description text with the entities corresponding to each entity type. For instance, ‘CurrentDesktop’ is not marked because it contains ‘Desktop’ as a subword. We discard the wrongly identified entities using a set of regex (see Appendix B). Note that, in earlier papers [28, 38], researchers have used the AUTOPHRASE tool¹⁵ to extract phrases from the text, which they later consider for entity identification. We also attempted to apply AUTOPHRASE to identify entity-containing phrases. However, the tool failed to extract key phrases from our bug descriptions and instead assigns higher scores to irrelevant terms like ‘box’, ‘release’, ‘start’, ‘architecture’, ‘show’, ‘network’, ‘subdevice’, and ‘software’. Hence, we resorted to the above dictionary matching technique.

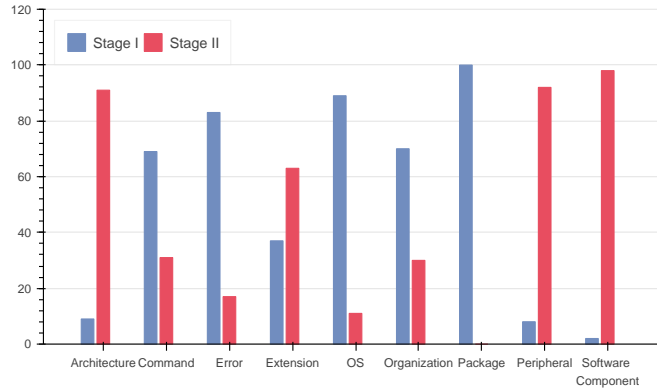


Figure 3: The proportion of entities recognized in Stage I and followed by the proportion extracted from Stage II.

6.2 Stage 2: Entity distillation and dictionary expansion

In Stage 2, we distill the exactly matched entities and then expand the list of entities for a given entity type using an active learning approach. Active learning enables our system to learn iteratively, refining its understanding as it receives feedback from its interactions. We observe that many phrases get marked as an entity, but in reality, some of them are not entities. Thus, we employ two heuristics to distill the entities: (1) identifying parts-of-speech patterns, and (2) human intervention. **Parts-of-speech patterns:** After performing exact matching, we find that the likelihood of a phrase being

¹⁴ <https://wiki.ubuntu.com/error/and/warning/messages> ¹⁵ <https://github.com/shangjingbo1226/AutoPhrase>

Entity type	Sample entities	#entities
Package (PKG)	pypy-configparser, account-plugin-twitter, gtkhtml3.2, pdfcrack, libfields-camlp4-dev-pf4q7	140062
Operating System (OS)	SymbOS, Unix System III, NOS, Windows, Cosmic, kubuntu	877
Organization (ORG)	launchpad, bugzilla, sourceforge, nokia, HP	379
Command (CMD)	alias, arch, bzip, cat, clear	141
Error (ERR)	No such process, No child processes, EFAULT, Bad address, EFBIG	124
Extension (EXT)	.asm, .gz, .html, .log, .php	76
Peripheral (PRP)	keyboard, mouse, printer, scanner, microphone	23
Software component (SOC)	bios, driver, ui, ntfs, fat32	12
Architecture (ARC)	x86, x64, 32-bit, 64-bit, amd64	7

Table 2: The different entity types their count and example entities in our dictionary.

an entity often depends on the parts-of-speech tag of the words in the phrase or before and after the phrase. For instance, the verb ‘find’ in a sentence is never an entity, even though our dictionary matching may mistakenly identify it as a **CMD** entity (see more samples in section 7). We adjust the contents of the dictionary through such iterative revisions. **Human intervention:** In this step, we avail human intervention to identify cases where a phrase has been incorrectly tagged as an entity. Active learning is particularly useful here, as the model can learn from the feedback provided by the human expert, improving its future predictions. We randomly sample a few automatically annotated bugs from all the bugs and check which phrases could potentially be non-entities. We encounter a challenge as the number of entities for categories like software components and peripherals is quite low in our entity list. To expand this dictionary, we utilize the software tool, TAGME¹⁶, to extract mentions from Wikipedia and consider them as entities. Along with that process, after receiving the annotated data from Stage 1 and Parts-of-speech filtered bugs (L) also with their IO mentions, a binary RoBERTa-based classifier is trained. We sample 100 bugs on a yearly basis, with our sample spanning from 2004 to 2019. Subsequently, we take up $100 \times 16 = 1600$ bugs from TagMe but not included in Stage 1 and feed them into our model for classification as either “entity” or “non-entity”. If the confidence for an entity being identified is 50% or greater, it undergoes manual labeling by a human to categorize it into one of the nine predefined entity types. Once the manual annotation is completed, the newly labeled data (d) is integrated into L, resulting in an updated dataset, $(L \cup d)$. The model is then retrained using this revised dataset, and the entire procedure is reiterated until the stopping criterion is met. The stopping criterion is defined as the absence of data in the list of entities identified by TagMe. Finally, our requirement for human intervention end up with around ~ 3682 filtered mentions, a relatively small number considering the size of our dataset which contains 170K bugs (equivalent to ~ 1.2 million entities). Distributions of identified entities are shown in Figure 3.

6.3 Stage 3: The NER model

We use a variety of NER models for obtaining the final tags. These include Linear-CRF [15], BiLSTM-CRF [9], BERT-CRF [30], BERT-NER [20], RoBERTa-CRF [12], SpanBERT-CRF [26], and SoftNER [31]. All models are implemented to execute task-specific actions, with their performance evaluated using precision, recall, and F1-score. However, recall is highlighted in this paper as a representational metric for NER tasks. We train the existing CRF based models using our distantly labelled data obtained from Stage 1 and Stage 2. We note the different hyperparameters for the above models in Appendix D. We also use LLMs in a zero-shot setting with instruction based prompt to extract the entities along with its start and end index from the paragraph (see section 10 for more details).

7 Heuristics

When implementing NER using distant supervision, we use Part-of-Speech (POS) tagging as a heuristic to discard certain entities. In our process, we filter out the entities based on their POS

¹⁶ <https://sobigdata.d4science.org/web/tagme/tagme-help>

tags. For example, we discard entities that are typically labeled as conjunctions, interjections, or prepositions as these are less likely to represent valid entities. This strategy ensures that only the most relevant words, such as nouns or proper nouns, are considered for entity recognition. This way, we can reduce noise in the data and improve the performance of our NER model. Furthermore, these POS tag-based heuristics help us in refining our entity list, leading to a more accurate and efficient distant supervision process in NER. In this section we enumerate some of the heuristics in Table 3 that we use to discard incorrect entities.

Sample Bugs	Sample Tag Heuristics	Conversion
"Some selected error messages from the time of session login"	Messages - (NN, NNS, IN) Time - (DT, NN, IN)	Error ->O Package ->O
"This results in a serious compromise on the possibility of running remote displays systems on ubuntu. In fact, the latter can only rely on Xvfb with a less than optimal experience."	Less - (DT, JJR, IN)	Package ->O
"SST will fail if donor has to send keyring. Looks like the donor is trying to send the file while socat is still opening port 4444 on joiner: 20170606 09:00:15.294 WSREP_SST: [INFO] Streaming GTID file before SST 20170606 09:00:18.368 WSREP_SST: [INFO] Streaming donor-keyring file before SST"	File - (DT, NN, IN) File - (NNP, NN, IN) File - (JJ, NN, IN)	Package ->O Package ->O Package ->O

Table 3: Samples of some heuristics to discard wrongly identified entities.

8 Experimental setup

Training and test data preparation: In order to train the NER model in Stage 3, we need training data. For this purpose we select all the bug descriptions from the years 2004 through 2013 inspired by [6–8]. These descriptions, nearly 65K in number are automatically annotated using the first two stages of our framework. Thus, the training data only has auto-curated (aka silver) entity labels without any human involvement. For the test set we consider the data from the years 2016 to 2019. To assess the performance of the model, which has been trained using distantly labeled data, we perform human annotation of a subset of the test set.

Human annotation: We present 500 bug descriptions to four domain experts, each claiming over three years of experience in the Ubuntu ecosystem and package management. The resulting inter-annotator agreement among these annotators is 0.625 (see Appendix C for more information). For the Launchpad QA dataset, we employ the same group of experts to annotate the entities in 500 question-answer pairs, ensuring consistency in our data annotation process across both datasets.

Baselines: In addition to the NER models and zero-shot LLMs, we also use the combined output of Stage 1 and 2 as a baseline.

Methods	ARC		CMD		ERR		EXT		OS		ORG		PKG		PRP		SOC		Overall	
	HIn	HOn	HIn	HOn	HIn	HOn	HIn	HOn	HIn	HOn	HIn	HOn	HIn	HOn	HIn	HOn	HIn	HOn	HIn	HOn
Direct matching	0.966	---	0.053	---	0.154	---	0.111	---	0.446	---	0.541	---	0.774	---	0.148	---	0.110	---	0.400	---
GPT-3.5-Turbo	0.002	---	0.002	---	0.001	---	0	---	0.004	---	0	---	0	---	0.005	---	0	---	0.002	---
GPT-4	0.032	---	0.052	---	0.0111	---	0.311	---	0.104	---	0.202	---	0.003	---	0.121	---	0.023	---	0.092	---
Google BARD	0.002	---	0.012	---	0	---	0	---	0.002	---	0	---	0	---	0.002	---	0	---	0.001	---
UniversalNER	0.133	---	0.053	---	0.034	---	0.532	---	0.101	---	0.367	---	0.036	---	0.144	---	0.081	---	0.168	---
Linear-CRF	0.960	0.624	0.053	0.155	0.151	0.030	0.630	0.074	0.676	0.680	0.538	0.337	0.737	0.347	0.147	0.0317	0.120	0.129	0.443	0.298
	0.756	0.292	0.109	0.073	0.418	0.012	0.264	0.022	0.414	0.087	0.510	0.227	0.465	0.014	0.278	0.002	0.362	0.028	0.375	0.062
BiLSTM-CRF	0.698	0.643	0.06	0.026	0.016	0.001	0.358	0	0.654	0.768	0.347	0.085	0.450	0.304	0.121	0.081	0.004	0.019	0.314	0.262
	0.230	0.141	0.053	0.017	0	0	0.080	0	0.103	0.145	0.34	0.110	0.113	0.053	0.105	0.013	0.034	0.001	0.111	0.053
BERT-NER	0.968	0.026	0.051	0.036	0.142	0.077	0.833	0.047	0.729	0.261	0.500	0.203	0.732	0.044	0.150	0.183	0.124	0.135	0.461	0.126
	0.560	0.037	0.127	0.034	0.328	0.042	0.492	0.063	0.405	0.165	0.583	0.167	0.664	0.033	0.306	0.091	0.262	0.128	0.378	0.094
BERT-CRF*	0.970	0.002	0.053	0.033	0.144	0.076	0.833	0.047	0.792	0.208	0.500	0.191	0.766	0.085	0.153	0.113	0.124	0.123	0.481	0.106
	0.570	0	0.129	0.059	0.328	0.038	0.539	0.031	0.428	0.194	0.590	0.100	0.65	0.033	0.304	0.083	0.262	0.128	0.381	0.097
RoBERTa-CRF	0.923	0	0.047	0.081	0.141	0.151	0.778	0.266	0.729	0.001	0.489	0.033	0.710	0.002	0.150	0.014	0	0	0.452	0.112
	0.580	0	0.128	0.608	0.323	0.281	0.460	0.460	0.390	0	0.568	0.026	0.588	0.003	0.297	0.041	0.258	0.001	0.361	0.109
SpanBERT-CRF	0.966	0	0.043	0	0.139	0	0.846	0	0.445	0	0.475	0	0.771	0	0.155	0	0.129	0	0.396	0
	0.566	0	0.123	0	0.330	0	0.532	0	0.412	0	0.597	0	0.600	0	0.295	0	0.264	0	0.367	0
SoftNER	0.805	0	0.045	0.126	0	0.680	0	0.711	0	0.494	0	0.598	0	0.120	0	0.112	0	0.416	0	0
	0.568	0	0.118	0	0.294	0	0.568	0	0.391	0	0.520	0	0.529	0	0.294	0	0.256	0	0.346	0

Table 4: Recall rate for named entity recognition approaches. The first sub-row of each row shows the results for the Ubuntu bug dataset while the second sub-row shows the results for the Launchpad QA dataset (inference phase only). The best and the second best results in the first sub-row (bug dataset) are highlighted in dark and light green respectively. The best and the second best results in the second sub-row (QA dataset) are highlighted in dark and light purple respectively. BERT-CRF is significantly different from domain specific SoftNER (* $p = 0.039$). Table 5 compares methods for HIn based on other metrics.

Metric for evaluation: To evaluate all the models, we compute the recall rate inspired by [34]. Recall rate is the proportion of actual entity types in ground truth that are accurately predicted. We use this metric rather than the F1 score in the main table in cognizance of the fact that human annotations are sometimes incomplete while the model is able to generate the correct entity type (see Section 9).

Precisely, when dealing with software-related texts, overlooking an entity can lead to the omission of vital data. For instance, not recognizing an error code, a software package, or a particular function name can change the outcome from comprehending and addressing a problem to failing to do so. This makes capturing as many relevant entities as we can, which recall assesses, crucial. Further, software-related documents typically present crucial details that require exhaustive extraction for subsequent applications like bug tracking, requirement analysis, or code generation. Overlooking an entity in these contexts can have an adverse impact, underscoring the importance of recall as a key metric. Nevertheless, in order to make the results complete we also subsequently measure and report the precision, recall and F1 score.

9 Results

We evaluate all the baselines for both the Ubuntu bug dataset and the Launchpad QA dataset. The main results are noted in Table 4. Our experiments involve two different setups – (a) Human-Induced Training (HIn), and (b) Human-Only Training (HOn). In the case of a Human-Induced (HIn) configuration, we train the models using all the auto-annotated bug descriptions plus 10% (or 50) human-annotated bug descriptions. These examples of human annotated data are incorporated into the training to provide the models with additional knowledge of gold annotations. For Human-Only training (HOn), only 10% of human annotations are used to train the models (see subsection 9.2). We do not include any auto-annotated data during HOn configuration training. In both setups, 10% of the human-annotated data is used for training, 20% for validation, and 70% for testing. Overall, we observe that the HIn setup outperforms the HOn setup for the NER models for almost all the entity types establishing the effectiveness of the distantly supervised auto-annotations. In the HIn setup, we find that BERT-CRF outperforms other models in overall performance while BERT-NER is the second best. For the entity types **ARC** and **PKG**, all models exhibit good performance, with the exception of BiLSTM-CRF. However, when it comes to identifying **CMD**, **ERR**, and **SOC**, all models face challenges, with BiLSTM-CRF reporting the worst performance. We observe **CMD**, **ERR** have relatively lengthy entity names (three to four words) compared to the other entity types; consequently, in the majority of cases, NER models fail to identify the correct entity types for these large names. The most consistent results across all entity types primarily come from BERT-CRF and BERT-NER. In the HOn setup, we note that overall recall is high for Linear-CRF and BiLSTM-CRF compared to other models. However, when we look at entity-wise recall, Linear-CRF, BERT-CRF, and BERT-NER perform better than the other models. Interestingly, SoftNER and SpanBERT-CRF struggle to learn in this setup. For both the setups, we use dark green to denote the best-performing value and light green for the second position across all the models (see Table 4). Further, we examine the trained models’ performance on the Launchpad dataset. Here, we use the trained models (trained using bug descriptions in both HIn and HOn setups) only for inference purposes, i.e., we do not train the models on the Launchpad dataset. The key idea is to test the performance in a zero-shot transfer setup. Here, BERT-CRF exhibits the best overall performance while BERT-NER and Linear-CRF are in the second best position. In Table 4, we report the best model performance in dark purple while light purple denotes the second best. A detailed analysis of the error cases are presented in section 12.

9.1 Progressive learning

Progressive learning [2, 21] is a strategy where machine learning models receive training in an incremental manner, with larger chunks of data over time. We conduct our progressive learning experiment by dividing our data into 25%, 50%, and 75% segments among equally distributed entities. Figure 4 presents the distribution of Recall rates across varying training data percentage. We limit this experiment to the top three performing models only, providing a focused perspective on how they react to this progressive learning approach. We observe that BERT-CRF continuously gains with additional data finally achieving the best performance with 100% training data.

9.2 Motivation of different split of HOn

We attempt to determine how the model performs using various data splits, primarily to verify consistent result trends. For a more insightful comparison, we divide the data into a randomly 50:10:40 (Train: Valid: Test) ratio. Table 6 presents the performance based on this split. Clearly, as Table 6 indicates, our findings align with the trends identified in the main paper for BERT-CRF. We

Methods	Overall		
	Precision	Recall	Macro-F1
Linear-CRF	0.381	0.443	0.410
	0.335	0.375	0.354
BiLSTM-CRF	0.268	0.314	0.290
	0.077	0.111	0.090
BERT-NER	0.392	0.461	0.424
	0.355	0.378	0.366
BERT-CRF	0.462	0.481	0.471
	0.341	0.381	0.360
RoBERTa-CRF	0.443	0.452	0.448
	0.325	0.361	0.342
spanBERT-CRF	0.314	0.396	0.350
	0.298	0.367	0.330
SoftNER	0.377	0.416	0.396
	0.296	0.346	0.319

Table 5: Comparison of methods for HIn based on precision, recall, and macro-F1 Scores. The first sub-row of each row shows the results for the Ubuntu bug dataset while the second sub-row shows the results for the Launchpad QA dataset (inference phase only). The best and the second best results in the first sub-row (bug dataset) are highlighted in dark and light green respectively. The best and the second best results in the second sub-row (QA dataset) are highlighted in dark and light purple respectively.

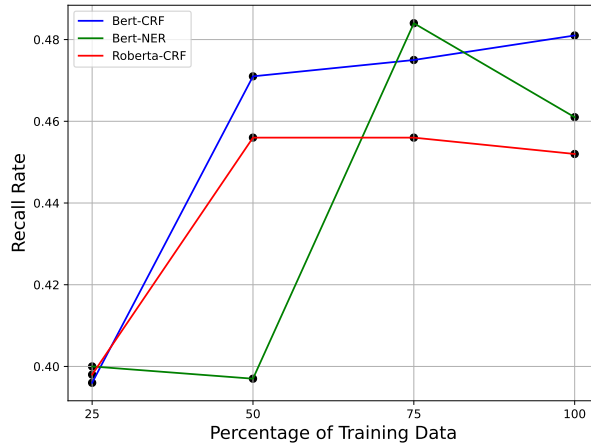


Figure 4: Recall rate for varying percentage of training data.

compare BERT-CRF and Linear-CRF as Linear-CRF ranks as either top or second-best competitor considering all entities, making it one of the prime competitor to BERT-CRF.

Method	ARC	CMD	ERR	EXT	OS	ORG	PKG	PRP	SOC	Overall
BERT CRF (HOn) (Bug)	0.040	0.044	0.089	0	0.319	0.183	0.024	0.179	0.138	0.137
BERT CRF (HOn) (Launchpad)	0.037	0.043	0.042	0.063	0.194	0.174	0.032	0.090	0.134	0.089
Linear CRF (HOn) (Bug)	0.792	0.190	0.007	0.513	0.662	0.371	0.419	0.193	0.148	0.356
Linear CRF (HOn) (Launchpad)	0.088	0.140	0.028	0.218	0.181	0.027	0.029	0.009	0.019	0.068

Table 6: Comparison of performance metrics for BERT-CRF and Linear-CRF methods across various categories using different datasets (Bug and Launchpad).

10 Issues in finding distant labels using LLMs

In our current research, we employ a consistent instruction-based prompt to extract and tag entities from a given paragraph (see Table 9) for sample prompts). The goal is to return these tagged entities, along with their start and end indices, in a JSON format. The paragraph is analyzed to identify the nine entities. We evaluate the outputs from three different language models: GPT-3.5-Turbo, GPT-4,

Google BARD and UniversalNER. Through our analysis, we make several observations: (a) GPT-4 fails to generate the complete JSON format, unlike GPT-3.5-Turbo and Google BARD; (b) The output pattern from GPT-4 and Google BARD exhibits more consistency than that of GPT-3.5-Turbo. For instance, when generating entities using GPT-4 and Google BARD, the model returns the entity, its type, and its start and end indices. However, GPT-3.5-Turbo occasionally returns the entity type and indices without the text itself, or merely refers to specific lines in the text leading to inconsistencies in its output structure; (c) In terms of content, both GPT-3.5-Turbo and GPT-4 extract more accurate entities compared to Google BARD. However, the indices produced by GPT-3.5-Turbo and GPT-4 tend to contain more errors compared to those generated by Google BARD; (d) We notice that all three models sometimes invent their own entity types, which they subsequently return in the output; (e) In the recently published UniversalNER [46], the model struggles to generate accurate entities, despite being trained on relevant data. (e) Finally, access to these model predictions are far more expensive compared to our distantly supervised method. See Tables 11 and 12 (from Appendix) for some examples.

11 Additional experiments for task-based evaluation

Relation extraction and NER are closely intertwined in many NLP tasks. They are often referred to as “sister” problems in the literature. Many studies, including [36, 44], explore these two tasks jointly, highlighting their interdependence. While relation extraction identifies and classifies the relationships between recognized entities, it often serves as a supplementary evaluation, building upon the foundational results of NER models.

11.1 Relation extraction

Relation extraction (RE) is the most natural follow-up task of NER. In this case study we attempt to identify the effectiveness of NER in solving the RE task in the context of open source software systems. We identify five broad types of relationships: (a) *dependency* – a dependency relation between two entity types indicates that one entity depends on or relies on the other entity for its proper functioning or execution (e.g. triplets include (sane-utils, Scanner, dependency), (hplip, HP Printer, dependency), (xserver-xorg-video-intel, Intel Graphics Card, dependency), etc.), (b) *conflict* – conflict relation refers to a situation where two or more software components, packages, or entities cannot coexist or function harmoniously due to incompatibilities, overlapping functionalities, or conflicting configurations (e.g. triplets include (cups, Printers, conflicts), (Keyboard, Input Method Editor (IME), conflicts), etc.), *affected version* – these indicate which specific versions of a software are affected by reported issues or bugs (e.g. triplets include (Flatbed Scanner, macOS Mojave, affected version), (Error Code 134, sudo dpkg -configure -a, affected version), etc.), *cause and effect* – these relations refers to cases where one entity (cause) triggers another entity (effect) (e.g. triplets include (Error Code 502, nginx, cause and effect), (Error Code 401, openssh-server, cause and effect), etc.), and *interaction/control* – corresponds to relations where an entity exerts dynamic influence on/manipulates another entity (e.g. triplets include (apt, install, interaction/control), (docker-ce, run, interaction/control), etc.).

Dataset: For this experiment we use the earlier 500 bug description data that was manually annotated for the named entities. This data is further annotated with the relationships among the entities by 3 expert annotators with an inter-annotator agreement of 0.693. We end up with a total of 642 triplets, each consisting of a head entity, relationship, and tail entity. Out of these, 27% have a *dependency* relationship, 21% are of type *affected versions* while *conflicts*, *cause and effect*, and *interaction/control* types account for 4%, 17%, and 31% of the triplets respectively. Since the data for *conflict* type is very less, we ignore it for our experiments.

Method	Overall	<i>dependency</i>	<i>affected versions</i>	<i>cause and effect</i>	<i>interaction/control</i>
BERT-CRF	0.46	0.59	0.15	0.49	0.45
BERT-NER	0.44	0.59	0.12	0.45	0.46
RoBERTa-CRF	0.44	0.54	0.14	0.49	0.46
Vanilla BERT	0.42	0.51	0.06	0.45	0.48

Table 7: Relation extraction performance (F1 scores).

Results: In Table 7 we show the results of the relation extraction task which is posed as a classifica-

tion problem having the triplet (the head entity, the tail entity and the relation type) representation as the input and one of the relation classes (*dependency*, *affected versions*, *cause and effect*, and *interaction/control*) as output. In the input, we draw the entity representations from our previously trained best NER models (i.e., trained BERT-CRF, trained BERT-NER, and trained RoBERTa-CRF) and compare their performance with vanilla BERT. Naturally, the rationale for employing the trained model as encoder is to acquire a more contextual representation than with the vanilla BERT. Further, we fine-tune the classifier layer with a very small amount of data (3%) to perform the relation classification. Dark cyan cells in Table 7 represent the best performances and light cyan cells correspond to the second best performances. All the NER based models outperform vanilla BERT for three out of four entity types. Overall, BERT-CRF performs the best.

12 Error analysis

NER can help extract entities like library names, function names, software versions, bug IDs, or even contributor names from this sea of information. However, it's vital to ensure the NER system's accuracy, and this is where error analysis comes in. In this section, we analyze the incorrect predictions and group them into the following types.

- *Ambiguity errors*: These occur when a token could be identified as multiple entity types or when it's unclear whether a token is an entity. For example, "Apple" could refer to the OS or an organization in a bug. Enhancing training data to better cover such ambiguous instances or using more advanced models that are adept at handling ambiguities can help.
- *Out-of-vocabulary (OOV) errors*: These occur when the system encounters tokens that were not included in the training data. In the rapidly evolving open-source domain, new software, libraries, and tools frequently appear, resulting in unfamiliar tokens. Character-based or subword-based NER can be used to handle words not seen during training.
- *Boundary detection errors*: These occur when the system inaccurately determines the start and end of an entity. For example, the system might identify "Windows NT3. '..." as separate entities instead of a single entity referring to a specific version of the Windows version. Solutions can include using techniques like BIO tagging (Begin, Inside, Outside) or increasing the range of training examples with varying entity lengths.
- *Incorrect Entity Type Errors*: These occur when the NER system correctly identifies an entity but assigns it the wrong type. For instance, mistaking a software version for a date. Training models on a diverse set of examples and refining entity type definitions can mitigate this issue.
- *Cohesion errors*: These are related to the semantics of software domain language. For instance, "sudo, apt, update" should be recognized as individual instead of whole "sudo apt update". This problem can be mitigated by employing sequence tagging models and enhancing the training set with more examples of such entities.
- *Errors due to homonyms*: Some words may have different meanings depending on the context. For example, "Java" can refer to a programming language, an island, or a type of coffee. Models need to be trained to understand the context to disambiguate the intended meaning.
- *Multi Annotator disagreement*: In the domain of open source software, disagreements among multiple expert annotators can frequently arise due to the inherent complexity and variety of software artifacts. These disagreements can be a result of different interpretations of code, differing understanding of software architecture, or varying familiarity with the programming languages and software systems in question. This heterogeneity in expert opinions can pose significant challenges in tasks such as bug labeling, feature identification, or documentation generation.

13 Conclusion

In this paper we showed how distant supervision improves the performance of overall NER models in specialized domains like open source softwares where gold labels are scarce. As a follow up step, we also performed the closely-linked task of relation extraction and showed that the NER pipeline improves the extraction performance. In future, we plan to extend this setup for other open source software ecosystems as well as similar specialised domains.

Error Type	Samples
Ambiguity Errors	('apple', marked as ('O', 'B-OS', 'B-Organization')), ('exit', marked as ('B-Command', 'O', 'B-Software_Component', 'I-Package')) ('ask', marked as ('O', 'B-Package', 'I-Package'))
Out-Of-Vocabulary Errors	dovecot-core → marked as 'O' by human → predicted as 'O' by Bert CRF model → Actually Package Libgtk2.0-bin → marked as Package by Human → marked as Package by Bert CRF model → actually Package Netplan → marked as 'O' by human → predicted as 'O' by Bert CRF model → Actually Package
Boundary Detection Errors	Windows NT 3.1, Windows NT 3.5, Windows NT 3.51, Windows NT 4.0 The model is supposed to start and end till the version.
Incorrect Entity Type Errors	textit{I'm sure you're aware of the recent "Death by Google Calendar" scandal where somebody had unwittingly published information on Google Calendar that indicated both who they were and in particular, when their house was empty.) (In the above text "Google" is marked as Package when it should be Organization.) "Nbd-client" is actually a command but is marked as Package by Bert CRF "Cursor" is Peripheral but tagged as Software Component. "cd" is Command but the model tagged Peripheral (most probably it understood cd rom)
Cohesion Errors	For Command - "sudo apt update" our model marks them separately as "sudo", "apt" & "update", but human marked them as a whole.

Table 8: Error analysis.

14 Limitation

While the distant supervision improves NER performance it relies on an existing knowledge base to automatically annotate data. If this knowledge base contains errors or is incomplete, this can directly affect the quality of the supervision and thus the performance of the model. Further distantly supervised models may struggle with multi-token entities (e.g., software names with versions like "Ubuntu 20.04 LTS"). Boundary detection for these entities can be problematic, leading to incomplete or incorrect entity recognition. Finally, errors in the NER stage can propagate to the relation extraction stage. If an entity is not correctly recognized, any relation involving that entity will inherently be incorrect.

15 Ethical consideration

The information we gather in our dataset is free from harmful or offensive materials. We take serious measures to anonymize and handle any personal or sensitive data with the highest level of confidentiality. Protection of participants' privacy is our priority and we consistently ensure to acquire their informed consent when collecting, annotating, and analyzing data. We provide equal incentives to all annotators for their efforts toward the annotation task.

References

- [1] Somnath Banerjee, Amrui Sahoo, Sayan Layek, Avik Dutta, Rima Hazra, and Animesh Mukherjee. Context matters: Pushing the boundaries of open-ended answer generation with graph-structured knowledge context. *CoRR*, abs/2401.12671, 2024. doi: 10.48550/ARXIV.2401.12671. URL <https://doi.org/10.48550/arXiv.2401.12671>.
- [2] Saikat Chatterjee, Alireza M. Javid, Mostafa Sadeghi, Partha P. Mitra, and Mikael Skoglund. Progressive learning for systematic design of large neural networks, 2017.
- [3] Jacob Devlin, Ming-Wei Chang, Kenton Lee, and Kristina Toutanova. Bert: Pre-training of deep bidirectional transformers for language understanding, 2019.
- [4] Ning Ding, Guangwei Xu, Yulin Chen, Xiaobin Wang, Xu Han, Pengjun Xie, Haitao Zheng, and Zhiyuan Liu. Few-NERD: A few-shot named entity recognition dataset. pages 3198–3213, Online, August 2021. Association for Computational Linguistics. doi: 10.18653/v1/2021.acl-long.248. URL <https://aclanthology.org/2021.acl-long.248>.
- [5] Zheng Fang, Yanan Cao, Tai Li, Ruipeng Jia, Fang Fang, Yanmin Shang, and Yuhai Lu. TEBNER: Domain specific named entity recognition with type expanded boundary-aware network. pages 198–207, Online and Punta Cana, Dominican Republic, November 2021. Association for Computational Linguistics. doi: 10.18653/v1/2021.emnlp-main.18. URL <https://aclanthology.org/2021.emnlp-main.18>.

- [6] Rima Hazra, Hardik Aggarwal, Pawan Goyal, Animesh Mukherjee, and Soumen Chakrabarti. Joint autoregressive and graph models for software and developer social networks. In Djoerd Hiemstra, Marie-Francine Moens, Josiane Mothe, Raffaele Perego, Martin Potthast, and Fabrizio Sebastiani, editors, *Advances in Information Retrieval*, pages 224–237, Cham, 2021. Springer International Publishing. ISBN 978-3-030-72113-8.
- [7] Rima Hazra, Arpit Dwivedi, and Animesh Mukherjee. Is this bug severe? a text-cum-graph based model for bug severity prediction. In Massih-Reza Amini, Stéphane Canu, Asja Fischer, Tias Guns, Petra Kralj Novak, and Grigorios Tsoumakas, editors, *Machine Learning and Knowledge Discovery in Databases*, pages 236–252, Cham, 2023. Springer Nature Switzerland. ISBN 978-3-031-26422-1.
- [8] Rima Hazra, Debanjan Saha, Amrui Sahoo, Somnath Banerjee, and Animesh Mukherjee. Duplicate question retrieval and confirmation time prediction in software communities. *CoRR*, abs/2309.05035, 2023. doi: 10.48550/ARXIV.2309.05035. URL <https://doi.org/10.48550/arXiv.2309.05035>.
- [9] Zhiheng Huang, Wei Xu, and Kai Yu. Bidirectional lstm-crf models for sequence tagging. *ArXiv*, abs/1508.01991, 2015.
- [10] Lars Juhl Jensen, Jasmin Saric, and Peer Bork. Literature mining for the biologist: from information retrieval to biological discovery. *Nat Rev Genet*, 7(2):119–129, February 2006.
- [11] Zhanming Jie, Pengjun Xie, Wei Lu, Ruixue Ding, and Linlin Li. Better modeling of incomplete annotations for named entity recognition. In *Proceedings of the 2019 Conference of the North American Chapter of the Association for Computational Linguistics: Human Language Technologies, Volume 1 (Long and Short Papers)*, pages 729–734, Minneapolis, Minnesota, June 2019. Association for Computational Linguistics. doi: 10.18653/v1/N19-1079. URL <https://aclanthology.org/N19-1079>.
- [12] Dawid Jurkiewicz, Łukasz Borchmann, Izabela Kosmala, and Filip Graliński. ApplicaAI at SemEval-2020 task 11: On RoBERTa-CRF, span CLS and whether self-training helps them. In *Proceedings of the Fourteenth Workshop on Semantic Evaluation*, pages 1415–1424, Barcelona (online), December 2020. International Committee for Computational Linguistics. doi: 10.18653/v1/2020.semeval-1.187. URL <https://aclanthology.org/2020.semeval-1.187>.
- [13] Veysel Kocaman and David Talby. Biomedical named entity recognition at scale, 2020.
- [14] Martin Krallinger, Obdulia Rabal, Florian Leitner, Miguel Vazquez, David Salgado, Zhiyong Lu, Robert Leaman, Yanan Lu, Donghong Ji, Daniel M. Lowe, Roger A. Sayle, Riza Theresa Batista-Navarro, Rafal Rak, Torsten Huber, Tim Rocktäschel, Sérgio Matos, David Campos, Buzhou Tang, Hua Xu, Tsendsuren Munkhdalai, Keun Ho Ryu, S. V. Ramanan, Senthil Nathan, Slavko Žitnik, Marko Bajec, Lutz Weber, Matthias Irmer, Saber A. Akhondi, Jan A. Kors, Shuo Xu, Xin An, Utpal Kumar Sikdar, Asif Ekbal, Masaharu Yoshioka, Thae M. Dieb, Miji Choi, Karin Verspoor, Madian Khabsa, C. Lee Giles, Hongfang Liu, Komandur Elayavilli Ravikumar, Andre Lamurias, Francisco M. Couto, Hong-Jie Dai, Richard Tzong-Han Tsai, Caglar Ata, Tolga Can, Anabel Usié, Rui Alves, Isabel Segura-Bedmar, Paloma Martínez, Julen Oyarzabal, and Alfonso Valencia. The chemdner corpus of chemicals and drugs and its annotation principles. *Journal of Cheminformatics*, 7(1):S2, Jan 2015. ISSN 1758-2946. doi: 10.1186/1758-2946-7-S1-S2. URL <https://doi.org/10.1186/1758-2946-7-S1-S2>.
- [15] John D. Lafferty, Andrew McCallum, and Fernando C. N. Pereira. Conditional random fields: Probabilistic models for segmenting and labeling sequence data. In *Proceedings of the Eighteenth International Conference on Machine Learning*, ICML ’01, page 282–289, San Francisco, CA, USA, 2001. Morgan Kaufmann Publishers Inc. ISBN 1558607781.
- [16] Jing Li, Aixin Sun, Jianglei Han, and Chenliang Li. A survey on deep learning for named entity recognition. *IEEE Transactions on Knowledge and Data Engineering*, 34(1):50–70, jan 2022. doi: 10.1109/tkde.2020.2981314. URL <https://ieeexplore.ieee.org/document/9039685>.

- [17] Xiaoya Li, Jingrong Feng, Yuxian Meng, Qinghong Han, Fei Wu, and Jiwei Li. A unified MRC framework for named entity recognition. pages 5849–5859, Online, July 2020. Association for Computational Linguistics. doi: 10.18653/v1/2020.acl-main.519. URL <https://aclanthology.org/2020.acl-main.519>.
- [18] Chen Liang, Yue Yu, Haoming Jiang, Siawpeng Er, Ruijia Wang, Tuo Zhao, and Chao Zhang. Bond: Bert-assisted open-domain named entity recognition with distant supervision. KDD ’20, page 1054–1064, New York, NY, USA, 2020. Association for Computing Machinery. ISBN 9781450379984. doi: 10.1145/3394486.3403149. URL <https://doi.org/10.1145/3394486.3403149>.
- [19] Shifeng Liu, Yifang Sun, Bing Li, Wei Wang, and Xiang Zhao. Hamner: Headword amplified multi-span distantly supervised method for domain specific named entity recognition, 2019.
- [20] Zihan Liu, Feijun Jiang, Yuxiang Hu, Chen Shi, and Pascale Fung. Ner-bert: A pre-trained model for low-resource entity tagging, 2021.
- [21] Abdul Moeed, Gerhard Hagerer, Sumit Dugar, Sarthak Gupta, Mainak Ghosh, Hannah Danner, Oliver Mitevski, Andreas Nawroth, and Georg Groh. An evaluation of progressive neural networks for transfer learning in natural language processing. In *Proceedings of the Twelfth Language Resources and Evaluation Conference*, pages 1376–1381, Marseille, France, May 2020. European Language Resources Association. ISBN 979-10-95546-34-4. URL <https://aclanthology.org/2020.lrec-1.172>.
- [22] Claire Nédellec, Robert Bossy, Jin-Dong Kim, Jung-jae Kim, Tomoko Ohta, Sampo Pyysalo, and Pierre Zweigenbaum. Overview of BioNLP shared task 2013. In *Proceedings of the BioNLP Shared Task 2013 Workshop*, pages 1–7, Sofia, Bulgaria, August 2013. Association for Computational Linguistics. URL <https://aclanthology.org/W13-2001>.
- [23] Ipek Ozkaya. Application of large language models to software engineering tasks: Opportunities, risks, and implications. *IEEE Software*, 40(3):4–8, 2023. doi: 10.1109/MS.2023.3248401.
- [24] Minlong Peng, Xiaoyu Xing, Qi Zhang, Jinlan Fu, and Xuanjing Huang. Distantly supervised named entity recognition using positive-unlabeled learning. In *Proceedings of the 57th Annual Meeting of the Association for Computational Linguistics*, pages 2409–2419, Florence, Italy, July 2019. Association for Computational Linguistics. doi: 10.18653/v1/P19-1231. URL <https://aclanthology.org/P19-1231>.
- [25] Nadeesha Perera, Matthias Dehmer, and Frank Emmert-Streib. Named entity recognition and relation detection for biomedical information extraction. *Frontiers in Cell and Developmental Biology*, 8, 2020. ISSN 2296-634X. doi: 10.3389/fcell.2020.00673. URL <https://www.frontiersin.org/articles/10.3389/fcell.2020.00673>.
- [26] Beatrice Portelli, Daniele Passabì, Edoardo Lenzi, Giuseppe Serra, Enrico Santus, and Emanuele Chersoni. Improving adverse drug event extraction with spanbert on different text typologies, 2021.
- [27] Chengwei Qin, Aston Zhang, Zhuosheng Zhang, Jiaao Chen, Michihiro Yasunaga, and Diyi Yang. Is chatgpt a general-purpose natural language processing task solver?, 2023.
- [28] Jingbo Shang, Jialu Liu, Meng Jiang, Xiang Ren, Clare R. Voss, and Jiawei Han. Automated phrase mining from massive text corpora. *IEEE Transactions on Knowledge and Data Engineering*, 30(10):1825–1837, 2018. doi: 10.1109/TKDE.2018.2812203.
- [29] Anubhav Shrivastava, Avi Jain, Kartik Mehta, and Promod Yenigalla. NER-MQMRC: Formulating named entity recognition as multi question machine reading comprehension. In *Proceedings of the 2022 Conference of the North American Chapter of the Association for Computational Linguistics: Human Language Technologies: Industry Track*, pages 230–238, Hybrid: Seattle, Washington + Online, July 2022. Association for Computational Linguistics. doi: 10.18653/v1/2022.naacl-industry.26. URL <https://aclanthology.org/2022.naacl-industry.26>.
- [30] Fábio Souza, Rodrigo Nogueira, and Roberto Lotufo. Portuguese named entity recognition using bert-crf, 2020.

- [31] Jeniya Tabassum, Mounica Maddela, Wei Xu, and Alan Ritter. Code and named entity recognition in StackOverflow. pages 4913–4926, Online, July 2020. Association for Computational Linguistics. doi: 10.18653/v1/2020.acl-main.443.
- [32] Mingjing Tang, Tong Li, Wei Gao, and Yu Xia. Attensy-sner: software knowledge entity extraction with syntactic features and semantic augmentation information. *Complex & Intelligent Systems*, 9(1):25–39, Feb 2023. ISSN 2198-6053. doi: 10.1007/s40747-022-00742-5. URL <https://doi.org/10.1007/s40747-022-00742-5>.
- [33] Fernando Trias, Hongming Wang, Sylvain Jaume, and Stratos Idreos. Named entity recognition in historic legal text: A transformer and state machine ensemble method. In *Proceedings of the Natural Legal Language Processing Workshop 2021*, pages 172–179, Punta Cana, Dominican Republic, November 2021. Association for Computational Linguistics. doi: 10.18653/v1/2021.nllp-1.18. URL <https://aclanthology.org/2021.nllp-1.18>.
- [34] Jingxuan Tu and Constantine Lignos. TMR: Evaluating NER recall on tough mentions. In *Proceedings of the 16th Conference of the European Chapter of the Association for Computational Linguistics: Student Research Workshop*, pages 155–163, Online, April 2021. Association for Computational Linguistics. doi: 10.18653/v1/2021.eacl-srw.21. URL <https://aclanthology.org/2021.eacl-srw.21>.
- [35] Shuhe Wang, Xiaofei Sun, Xiaoya Li, Rongbin Ouyang, Fei Wu, Tianwei Zhang, Jiwei Li, and Guoyin Wang. Gpt-ner: Named entity recognition via large language models, 2023.
- [36] Xinyu Wang, Jiong Cai, Yong Jiang, Pengjun Xie, Kewei Tu, and Wei Lu. Named entity and relation extraction with multi-modal retrieval. In Yoav Goldberg, Zornitsa Kozareva, and Yue Zhang, editors, *Findings of the Association for Computational Linguistics: EMNLP 2022*, pages 5925–5936, Abu Dhabi, United Arab Emirates, December 2022. Association for Computational Linguistics. doi: 10.18653/v1/2022.findings-emnlp.437. URL <https://aclanthology.org/2022.findings-emnlp.437>.
- [37] Xuan Wang, Yu Zhang, Qi Li, Xiang Ren, Jingbo Shang, and Jiawei Han. Distantly supervised biomedical named entity recognition with dictionary expansion. In *2019 IEEE International Conference on Bioinformatics and Biomedicine (BIBM)*, pages 496–503, 2019. doi: 10.1109/BIBM47256.2019.8983212.
- [38] Xuan Wang, Yingjun Guan, Yu Zhang, Qi Li, and Jiawei Han. Pattern-enhanced named entity recognition with distant supervision. In *2020 IEEE International Conference on Big Data (Big Data)*, pages 818–827, 2020. doi: 10.1109/BigData50022.2020.9378052.
- [39] Congying Xia, Chenwei Zhang, Tao Yang, Yaliang Li, Nan Du, Xian Wu, Wei Fan, Fenglong Ma, and Philip Yu. Multi-grained named entity recognition. pages 1430–1440, Florence, Italy, July 2019. Association for Computational Linguistics. doi: 10.18653/v1/P19-1138. URL <https://aclanthology.org/P19-1138>.
- [40] Jingfeng Yang, Hongye Jin, Ruixiang Tang, Xiaotian Han, Qizhang Feng, Haoming Jiang, Bing Yin, and Xia Hu. Harnessing the power of llms in practice: A survey on chatgpt and beyond, 2023.
- [41] Deheng Ye, Zhenchang Xing, Chee Yong Foo, Zi Qun Ang, Jing Li, and Nachiket Kapre. Software-specific named entity recognition in software engineering social content. volume 1, pages 90–101, 2016. doi: 10.1109/SANER.2016.10.
- [42] Yunyi Zhang Yu Meng. Distantly-supervised named entity recognition with noise-robust learning and language model augmented self-training. *Proc. 2021 Conf. on Empirical Methods in Natural Language Processing (EMNLP’21)*. doi: 10.18653/v1/2021.emnlp-main.810. URL <https://par.nsf.gov/biblio/10337680>.
- [43] Neng Zhang, Chao Liu, Xin Xia, Christoph Treude, Ying Zou, David Lo, and Zibin Zheng. Shellfusion: Answer generation for shell programming tasks via knowledge fusion. In *2022 IEEE/ACM 44th International Conference on Software Engineering (ICSE)*, pages 1970–1981, 2022. doi: 10.1145/3510003.3510131.

- [44] Zexuan Zhong and Danqi Chen. A frustratingly easy approach for entity and relation extraction. In *Proceedings of the 2021 Conference of the North American Chapter of the Association for Computational Linguistics: Human Language Technologies*. Association for Computational Linguistics. doi: 10.18653/v1/2021.naacl-main.5.
- [45] Cheng Zhou, Bin Li, and Xiaobing Sun. Improving software bug-specific named entity recognition with deep neural network. *Journal of Systems and Software*. ISSN 0164-1212. doi: <https://doi.org/10.1016/j.jss.2020.110572>.
- [46] Wenxuan Zhou, Sheng Zhang, Yu Gu, Muhao Chen, and Hoifung Poon. Universalner: Targeted distillation from large language models for open named entity recognition. 2023.

A Prompt

Example Prompt for LLM
Extract and tag entities along with start and end index and return it in json format from the following paragraph into one of the following entity type: package, operating system, organization, command, error, extension, peripheral, software component, architecture. Paragraph: "...."

Table 9: Sample prompts to generate entities in LLM.

B Regex details

At the beginning of our data processing, we remove any annotations that match directly with common stopwords, as they don’t provide meaningful context. When we move to Stage-1 for direct matching, we notice that certain annotations overlap, especially when categorizing specific bugs. To ensure clarity and avoid redundancy, we keep the annotations that cover a more extensive range of data and discard those with shorter overlaps. This means we only use annotations that don’t intersect with others. A critical step in our process is to remove all URLs right from the start. We deem entities that overlap with URLs as irrelevant for our analysis. Once URLs are out of the picture, we focus on choosing the remaining annotations that don’t overlap, ensuring the integrity and clarity of our data.

C Interannotator agreement

Interannotator agreement tends to be somewhat average, and we pinpoint two primary reasons for this:

- **Ambiguity of entities:** The open-source software domain is expansive and constantly changes. Some terms or phrases might hold different meanings or fall under various categories, depending on the annotator’s background and experience in the industry.
- **Language variability:** In the open-source software sector, language use can be diverse, encompassing technical jargon, acronyms, and even casual speech. This diversity often challenges annotators in consistently recognizing and categorizing entities.

Human annotation process: We engaged four domain experts to undertake our annotation task, dividing them into groups of two for each dataset. All these annotators are majoring in Computer Science background contributing high-quality answers within relevant community platforms (having minimum 3 years of domain knowledge). We divide bugs equally among annotators for each domain and then combine their annotations. They voluntarily joined our project after receiving an invitation through university emails and were rewarded with Amazon gift cards for their contributions.

D Hyperparameter settings

Hyperparameter tuning plays a pivotal role in the construction and deployment of any models. The selection of hyperparameters directly impacts an algorithm’s learning capacity, with optimal values

often resulting in enhanced model performance. In our study, we adopt a methodical strategy for hyperparameter selection. This process starts with grid search, then moves to random search, to efficiently narrow down the feasible range of hyperparameter values. All hyperparameter settings present in Table 10.

Methods	Hyperparameters
Linear CRF	"Passive Aggressive" algorithm, 150 iterations
BiLSTM CRF	embedding dim= 768, BiLSTM dim = 256, LEARNING_WEIGHT = 5e-2 WEIGHT_DECAY = 1e-4, epochs = 3
Bert NER	dropout = 0.1, max_seq = 512, AdamW, epochs = 15, lr: 5.0e-06, batch_size = 32 lr_scheduler: end_factor: 0.0,start_factor: 1.0,total_iters: 25, type: LinearLR
Bert CRF	dropout = 0.1, max_seq = 512, AdamW, epochs = 15, lr: 5.0e-06, batch_size = 32 lr_scheduler: end_factor: 0.0,start_factor: 1.0,total_iters: 25,type: LinearLR
Partial Bert CRF	dropout = 0.1, max_seq = 512, AdamW, epochs = 15, lr: 5.0e-06, batch_size = 32 lr_scheduler: end_factor: 0.0,start_factor: 1.0,total_iters: 25,type: LinearLR
spanBert CRF	dropout = 0.1, max_seq = 512, AdamW, epochs = 5, lr: 5.0e-06, batch_size = 11, lr_scheduler: end_factor: 0.0,start_factor: 1.0,total_iters: 30,type: LinearLR
SoftNER	epochs = 10, bert-base-uncased, max_seq = 512, lr = 5e-5,epsilon for adam optimiser = 1e-8
Roberta CRF	dropout = 0.1, max_seq = 512, AdamW, epochs = 15, lr: 5.0e-06, batch_size = 32 lr_scheduler: end_factor: 0.0,start_factor: 1.0,total_iters: 25,type: LinearLR
Pretrained Roberta CRF	dropout = 0.1, max_seq = 512, AdamW, epochs = 5, lr: 5.0e-06, batch_size = 32 lr_scheduler: end_factor: 0.0,start_factor: 1.0,total_iters: 25,type: LinearLR

Table 10: Hyperparameters.

LLM Models	Annotated Data	Index
GPT-3.5-Turbo	<div> <div>Software Component</div> <div>OS</div> <div>Extension</div> <div>Package</div> <div>Error</div> <div>Architecture</div> <div>Peripheral</div> <div>Organization</div> <div>Command</div> </div> <p>When I try to initiate a rdp connexion, gnome-boxes freeze during the login entry before I hit the enter key. Here the terminal output :</p> <pre> n[09:35:44:478] [9818:9913] [WARN][com.winpr.sspi] - InitializeSecurityContextA status SEC_E_OUT_OF_SEQUENCE [0x80090310]n[09:35:44:480] [9818:9913] [ERROR][com.freerdp.core] - freerdp_set_last_error ERRCONNECT_PASSWORD_CERTAINLY_EXPIRED [0x0002000F]n[09:35:44:481] [9818:9913] [ERROR][com.freerdp.core.transport] - BIO_read returned an error: error:14094438:SSL routines:ssl3_read_bytes:tlsv1 alert internal errorn[09:35:44:495] [9818:9913] [WARN][com.winpr.sspi] - InitializeSecurityContextA status SEC_E_OUT_OF_SEQUENCE [0x80090310]n[09:35:44:497] [9818:9913] [ERROR][com.freerdp.core] - freerdp_set_last_error ERRCONNECT_PASSWORD_CERTAINLY_EXPIRED [0x0002000F]n[09:35:44:498] [9818:9913] [ERROR][com.freerdp.core.transport] - BIO_read returned an error: error:14094438:SSL routines:ssl3_read_bytes:tlsv1 alert internal error/n/n(u2026)last 3 lines repeated 133 timesu2026)n[09:35:47:876] [9818:9913] [WARN][com.winpr.sspi] - InitializeSecurityContextA status SEC_E_OUT_OF_SEQUENCE [0x80090310]n[09:35:47:878] [9818:9913] [ERROR][com.freerdp.core] - freerdp_set_last_error ERRCONNECT_PASSWORD_CERTAINLY_EXPIRED [0x0002000F]n[09:35:47:878] [9818:9913] [ERROR][com.freerdp.core.transport] - BIO_read returned an error: error:14094438:SSL routines:ssl3_read_bytes:tlsv1 alert internal error n[09:35:47:893] [9818:9913] [WARN][com.winpr.sspi] - InitializeSecurityContextA status SEC_E_OUT_OF_SEQUENCE [0x80090310]n[09:35:47:895] [9818:9913] [ERROR][com.freerdp.core] - freerdp_set_last_error ERRCONNECT_PASSWORD_CERTAINLY_EXPIRED [0x0002000F]n[09:35:47:895] [9818:9913] [ERROR][com.freerdp.core.transport] - BIO_read returned an error: error:14094438:SSL routines:ssl3_read_bytes:tlsv1 alert internal errorn[09:35:47:897] [9818:9913] [ERROR][com.winpr.thread] - failed to create thread pipe fd 0n[09:35:47:897] [9818:9913] [ERROR][com.freerdp.core.codecs] - Failed to create rfx codec contextnErreur de segmentation (core dumped)n/n ProblemType: Bug nDistroRelease: Ubuntu 19.04 nPackage: gnome-boxes 3.32.0.2-0ubuntu1 nProcVersionSignature: Ubuntu 5.0.0-11.12-generic 5.0.6 nUname: Linux 5.0.0-11-generic x86_64 nApportVersion: 2.20.10- 0ubuntu27 nArchitecture: amd64 nCurrentDesktop: ubuntu:GNOME nDate: Mon Apr 15 09:36:12 2019 nProcEnviron:n TERM=xterm 256color n PATH=(custom, no user)n XDG_RUNTIME_DIR=/ n LANG=fr_FR.UTF-8 n SHELL=/bin/bash nSourcePackage: gnome- boxes nUpgradeStatus: Upgraded to disco on 2018-11-14 (151 days ago) </pre>	1
GPT-4	<div> <div>Software Component</div> <div>OS</div> <div>Extension</div> <div>Package</div> <div>Error</div> <div>Architecture</div> <div>Peripheral</div> <div>Organization</div> <div>Command</div> </div> <p>When I try to initiate a rdp connexion, gnome-boxes freeze during the login entry before I hit the enter key. Here the terminal output :</p> <pre> n[09:35:44:478] [9818:9913] [WARN][com.winpr.sspi] - InitializeSecurityContextA status SEC_E_OUT_OF_SEQUENCE [0x80090310]n[09:35:44:480] [9818:9913] [ERROR][com.freerdp.core] - freerdp_set_last_error ERRCONNECT_PASSWORD_CERTAINLY_EXPIRED [0x0002000F]n[09:35:44:481] [9818:9913] [ERROR][com.freerdp.core.transport] - BIO_read returned an error: error:14094438:SSL routines:ssl3_read_bytes:tlsv1 alert internal errorn[09:35:44:495] [9818:9913] [WARN][com.winpr.sspi] - InitializeSecurityContextA status SEC_E_OUT_OF_SEQUENCE [0x80090310]n[09:35:44:497] [9818:9913] [ERROR][com.freerdp.core] - freerdp_set_last_error ERRCONNECT_PASSWORD_CERTAINLY_EXPIRED [0x0002000F]n[09:35:44:498] [9818:9913] [ERROR][com.freerdp.core.transport] - BIO_read returned an error: error:14094438:SSL routines:ssl3_read_bytes:tlsv1 alert internal error/n/n(u2026)last 3 lines repeated 133 timesu2026)n[09:35:47:876] [9818:9913] [WARN][com.winpr.sspi] - InitializeSecurityContextA status SEC_E_OUT_OF_SEQUENCE [0x80090310]n[09:35:47:878] [9818:9913] [ERROR][com.freerdp.core] - freerdp_set_last_error ERRCONNECT_PASSWORD_CERTAINLY_EXPIRED [0x0002000F]n[09:35:47:878] [9818:9913] [ERROR][com.freerdp.core.transport] - BIO_read returned an error: error:14094438:SSL routines:ssl3_read_bytes:tlsv1 alert internal errorn[09:35:47:893] [9818:9913] [WARN][com.winpr.sspi] - InitializeSecurityContextA status SEC_E_OUT_OF_SEQUENCE [0x80090310]n[09:35:47:895] [9818:9913] [ERROR][com.freerdp.core] - freerdp_set_last_error ERRCONNECT_PASSWORD_CERTAINLY_EXPIRED [0x0002000F]n[09:35:47:895] [9818:9913] [ERROR][com.freerdp.core.transport] - BIO_read returned an error: error:14094438:SSL routines:ssl3_read_bytes:tlsv1 alert internal errorn[09:35:47:897] [9818:9913] [ERROR][com.winpr.thread] - failed to create thread pipe fd 0n[09:35:47:897] [9818:9913] [ERROR][com.freerdp.core.codecs] - Failed to create rfx codec contextnErreur de segmentation (core dumped)n/n ProblemType: Bug nDistroRelease: Ubuntu 19.04 nPackage: gnome-boxes 3.32.0.2-0ubuntu1 nProcVersionSignature: Ubuntu 5.0.0-11.12-generic 5.0.6 nUname: Linux 5.0.0-11-generic x86_64 nApportVersion: 2.20.10- 0ubuntu27 nArchitecture: amd64 nCurrentDesktop: ubuntu:GNOME nDate: Mon Apr 15 09:36:12 2019 nProcEnviron:n TERM=xterm 256color n PATH=(custom, no user)n XDG_RUNTIME_DIR=/ n LANG=fr_FR.UTF-8 n SHELL=/bin/bash nSourcePackage: gnome- boxes nUpgradeStatus: Upgraded to disco on 2018-11-14 (151 days ago) </pre>	1
Google BARD	<div> <div>Software Component</div> <div>OS</div> <div>Extension</div> <div>Package</div> <div>Error</div> <div>Architecture</div> <div>Peripheral</div> <div>Organization</div> <div>Command</div> </div> <p>When I try to initiate a rdp connexion, gnome-boxes freeze during the login entry before I hit the enter key. Here the terminal output :</p> <pre> n[09:35:44:478] [9818:9913] [WARN][com.winpr.sspi] - InitializeSecurityContextA status SEC_E_OUT_OF_SEQUENCE [0x80090310]n[09:35:44:480] [9818:9913] [ERROR][com.freerdp.core] - freerdp_set_last_error ERRCONNECT_PASSWORD_CERTAINLY_EXPIRED [0x0002000F]n[09:35:44:481] [9818:9913] [ERROR][com.freerdp.core.transport] - BIO_read returned an error: error:14094438:SSL routines:ssl3_read_bytes:tlsv1 alert internal errorn[09:35:44:495] [9818:9913] [WARN][com.winpr.sspi] - InitializeSecurityContextA status SEC_E_OUT_OF_SEQUENCE [0x80090310]n[09:35:44:497] [9818:9913] [ERROR][com.freerdp.core] - freerdp_set_last_error ERRCONNECT_PASSWORD_CERTAINLY_EXPIRED [0x0002000F]n[09:35:44:498] [9818:9913] [ERROR][com.freerdp.core.transport] - BIO_read returned an error: error:14094438:SSL routines:ssl3_read_bytes:tlsv1 alert internal error/n/n(u2026)last 3 lines repeated 133 timesu2026)n[09:35:47:876] [9818:9913] [WARN][com.winpr.sspi] - InitializeSecurityContextA status SEC_E_OUT_OF_SEQUENCE [0x80090310]n[09:35:47:878] [9818:9913] [ERROR][com.freerdp.core] - freerdp_set_last_error ERRCONNECT_PASSWORD_CERTAINLY_EXPIRED [0x0002000F]n[09:35:47:878] [9818:9913] [ERROR][com.freerdp.core.transport] - BIO_read returned an error: error:14094438:SSL routines:ssl3_read_bytes:tlsv1 alert internal errorn[09:35:47:893] [9818:9913] [WARN][com.winpr.sspi] - InitializeSecurityContextA status SEC_E_OUT_OF_SEQUENCE [0x80090310]n[09:35:47:895] [9818:9913] [ERROR][com.freerdp.core] - freerdp_set_last_error ERRCONNECT_PASSWORD_CERTAINLY_EXPIRED [0x0002000F]n[09:35:47:895] [9818:9913] [ERROR][com.freerdp.core.transport] - BIO_read returned an error: error:14094438:SSL routines:ssl3_read_bytes:tlsv1 alert internal errorn[09:35:47:897] [9818:9913] [ERROR][com.winpr.thread] - failed to create thread pipe fd 0n[09:35:47:897] [9818:9913] [ERROR][com.freerdp.core.codecs] - Failed to create rfx codec contextnErreur de segmentation (core dumped)n/n ProblemType: Bug nDistroRelease: Ubuntu 19.04 nPackage: gnome- boxes 3.32.0.2-0ubuntu1 nProcVersionSignature: Ubuntu 5.0.0-11.12-generic 5.0.6 nUname: Linux 5.0.0-11-generic x86_64 nApportVersion: 2.20.10-0ubuntu27 nArchitecture: amd64 nCurrentDesktop: ubuntu:GNOME nDate: Mon Apr 15 09:36:12 2019 nProcEnviron:n TERM=xterm-256color n PATH=(custom, no user)n XDG_RUNTIME_DIR=/ n LANG=fr_FR.UTF-8 n SHELL=/bin/bash nSourcePackage: gnome-boxes nUpgradeStatus: Upgraded to disco on 2018-11-14 (151 days ago) </pre>	1

Table 11: Sample LLM predictions.

LLM Models	Annotated Data	Index
GPT-3.5-Turbo	<div> <div>Software Component</div> <div>OS</div> <div>Extension</div> <div>Package</div> <div>Error</div> <div>Architecture</div> <div>Peripheral</div> <div>Organization</div> <div>Command</div> </div> <p>Hello, We have laptops with touchpad hanTick, that on Microsoft Windows work with Elan driver. n/nLinux does not recognize the HanTick touchpad as a touchpad and does not enable all the functions of evdev or libinput. n/nThanks/n-----n/nProblemType: Bug/nDistroRelease: Ubuntu 16.04nPackage: linux-image-4.4.0-77-generic 4.4.0-77.98 nProcVersionSignature: Ubuntu 4.4.0-77.98-generic 4.4.59 nUname: Linux 4.4.0-77-generic x86_64 nApportVersion: 2.20.1-0ubuntu2.5 nArchitecture: amd64 nAudioDevicesInUse: n/u00a0USER PID ACCESS COMMAND n/u00a0/dev/snd/controlC0: slimbook 1720 F.... pulseaudio nCurrentDesktop: Unity nDate: Fri May 5 20:01:33 2017 nHibernationDevice: RESUME=UUID=ecf047d2-92ea-4166-a300-7a4defa71448 nInstallationDate: Installed on 2017-05-05 (0 days ago) nInstallationMedia: Ubuntu 16.04.1 LTS ("Xenial Xerus") - Release amd64 (20160719) nLsubsb: n/u00a0Bus 002 Device 001: ID 1d6b:0003 Linux Foundation 3.0 root hub n/u00a0Bus 001 Device 004: ID 090c:037c Silicon Motion, Inc. - Taiwan (formerly Feiya Technology Corp.) 300k Pixel Camera n/u00a0Bus 001 Device 003: ID 8087:0a2a Intel Corp. n/u00a0Bus 001 Device 002: ID 0bda:0129 Realtek Semiconductor Corp. RTS5129 Card Reader Controller n/u00a0Bus 001 Device 001: ID 1d6b:0002 Linux Foundation 2.0 root hub nMachineType: SLIMBOOK KATANA nProcFB: 0 inteldrmfb nProcKernelCmdLine: BOOT_IMAGE=/boot/vmlinuz-4.4.0-77-generic.efi.signed root=UUID=00a6febb-4980-4147-a2e8-29930aed3d30 ro quiet splash vt.handoff=7 nRelatedPackageVersions: n/u00a0linux-restricted-modules-4.4.0-77-generic N/A n/u00a0linux-backports-modules-4.4.0-77-generic N/A n/u00a0linux-firmware 1.157.8 nSourcePackage: linux nUpgradeStatus: No upgrade log present (probably fresh install) ndmi.bios.date: 07/25/2016 ndmi.bios.vendor: INSYDE Corp. ndmi.bios.version: 16L ndmi.board.asset.tag: Type2 - Board Asset Tag ndmi.board.name: KATANA ndmi.board.vendor: SLIMBOOK ndmi.board.version: Type2 - Board Version ndmi.chassis.asset.tag: Chassis Asset Tag ndmi.chassis.type: 10 ndmi.chassis.vendor: SLIMBOOK ndmi.chassis.version: Chassis Version ndmi.modalias: dmi:bvnINSYDECorp.:bvr16L:bd07/25/2016:svnSLIMBOOK:pnKATANA:pvrTBDbyOEM:rvnSLIMBOOK:rnKATANA:rvrType2:BoardVersion:cvnSLIMBOOK:ct10:cvrChassisVersion:ndmi.product.name: KATANA ndmi.product.version: TBD by OEM ndmi.sys.vendor: SLIMBOOK</p>	2
GPT-4	<div> <div>Software Component</div> <div>OS</div> <div>Extension</div> <div>Package</div> <div>Error</div> <div>Architecture</div> <div>Peripheral</div> <div>Organization</div> <div>Command</div> </div> <p>Hello, We have laptops with touchpad hanTick, that on Microsoft Windows work with Elan driver. n/nLinux does not recognize the HanTick touchpad as a touchpad and does not enable all the functions of evdev or libinput. n/nThanks/n-----n/nProblemType: Bug/nDistroRelease: Ubuntu 16.04nPackage: linux-image-4.4.0-77-generic 4.4.0-77.98 nProcVersionSignature: Ubuntu 4.4.0-77.98-generic 4.4.59 nUname: Linux 4.4.0-77-generic x86_64 nApportVersion: 2.20.1-0ubuntu2.5 nArchitecture: amd64 nAudioDevicesInUse: n/u00a0USER PID ACCESS COMMAND n/u00a0/dev/snd/controlC0: slimbook 1720 F.... pulseaudio nCurrentDesktop: Unity nDate: Fri May 5 20:01:33 2017 nHibernationDevice: RESUME=UUID=ecf047d2-92ea-4166-a300-7a4defa71448 nInstallationDate: Installed on 2017-05-05 (0 days ago) nInstallationMedia: Ubuntu 16.04.1 LTS ("Xenial Xerus") - Release amd64 (20160719) nLsubsb: n/u00a0Bus 002 Device 001: ID 1d6b:0003 Linux Foundation 3.0 root hub n/u00a0Bus 001 Device 004: ID 090c:037c Silicon Motion, Inc. - Taiwan (formerly Feiya Technology Corp.) 300k Pixel Camera n/u00a0Bus 001 Device 003: ID 8087:0a2a Intel Corp. n/u00a0Bus 001 Device 002: ID 0bda:0129 Realtek Semiconductor Corp. RTS5129 Card Reader Controller n/u00a0Bus 001 Device 001: ID 1d6b:0002 Linux Foundation 2.0 root hub nMachineType: SLIMBOOK KATANA nProcFB: 0 inteldrmfb nProcKernelCmdLine: BOOT_IMAGE=/boot/vmlinuz-4.4.0-77-generic.efi.signed root=UUID=00a6febb-4980-4147-a2e8-29930aed3d30 ro quiet splash vt.handoff=7 nRelatedPackageVersions: n/u00a0linux-restricted-modules-4.4.0-77-generic N/A n/u00a0linux-backports-modules-4.4.0-77-generic N/A n/u00a0linux-firmware 1.157.8 nSourcePackage: linux nUpgradeStatus: No upgrade log present (probably fresh install) ndmi.bios.date: 07/25/2016 ndmi.bios.vendor: INSYDE Corp. ndmi.bios.version: 16L ndmi.board.asset.tag: Type2 - Board Asset Tag ndmi.board.name: KATANA ndmi.board.vendor: SLIMBOOK ndmi.board.version: Type2 - Board Version ndmi.chassis.asset.tag: Chassis Asset Tag ndmi.chassis.type: 10 ndmi.chassis.vendor: SLIMBOOK ndmi.chassis.version: Chassis Version ndmi.modalias: dmi:bvnINSYDECorp.:bvr16L:bd07/25/2016:svnSLIMBOOK:pnKATANA:pvrTBDbyOEM:rvnSLIMBOOK:rnKATANA:rvrType2:BoardVersion:cvnSLIMBOOK:ct10:cvrChassisVersion:ndmi.product.name: KATANA ndmi.product.version: TBD by OEM ndmi.sys.vendor: SLIMBOOK</p>	2
Google BARD	<div> <div>Software Component</div> <div>OS</div> <div>Extension</div> <div>Package</div> <div>Error</div> <div>Architecture</div> <div>Peripheral</div> <div>Organization</div> <div>Command</div> </div> <p>Hello, We have laptops with touchpad HanTick, that on Microsoft Windows work with Elan driver. n/nLinux does not recognize the HanTick touchpad as a touchpad and does not enable all the functions of evdev or libinput. n/nThanks/n-----n/nProblemType: Bug/nDistroRelease: Ubuntu 16.04nPackage: linux-image-4.4.0-77-generic 4.4.0-77.98 nProcVersionSignature: Ubuntu 4.4.0-77.98-generic 4.4.59 nUname: Linux 4.4.0-77-generic x86_64 nApportVersion: 2.20.1-0ubuntu2.5 nArchitecture: amd64 nAudioDevicesInUse: n/u00a0USER PID ACCESS COMMAND n/u00a0/dev/snd/controlC0: slimbook 1720 F.... pulseaudio nCurrentDesktop: Unity nDate: Fri May 5 20:01:33 2017 nHibernationDevice: RESUME=UUID=ecf047d2-92ea-4166-a300-7a4defa71448 nInstallationDate: Installed on 2017-05-05 (0 days ago) nInstallationMedia: Ubuntu 16.04.1 LTS ("Xenial Xerus") - Release amd64 (20160719) nLsubsb: n/u00a0Bus 002 Device 001: ID 1d6b:0003 Linux Foundation 3.0 root hub n/u00a0Bus 001 Device 004: ID 090c:037c Silicon Motion, Inc. - Taiwan (formerly Feiya Technology Corp.) 300k Pixel Camera n/u00a0Bus 001 Device 003: ID 8087:0a2a Intel Corp. n/u00a0Bus 001 Device 002: ID 0bda:0129 Realtek Semiconductor Corp. RTS5129 Card Reader Controller n/u00a0Bus 001 Device 001: ID 1d6b:0002 Linux Foundation 2.0 root hub nMachineType: SLIMBOOK KATANA nProcFB: 0 inteldrmfb nProcKernelCmdLine: BOOT_IMAGE=/boot/vmlinuz-4.4.0-77-generic.efi.signed root=UUID=00a6febb-4980-4147-a2e8-29930aed3d30 ro quiet splash vt.handoff=7 nRelatedPackageVersions: n/u00a0linux-restricted-modules-4.4.0-77-generic N/A n/u00a0linux-backports-modules-4.4.0-77-generic N/A n/u00a0linux-firmware 1.157.8 nSourcePackage: linux nUpgradeStatus: No upgrade log present (probably fresh install) ndmi.bios.date: 07/25/2016 ndmi.bios.vendor: INSYDE Corp. ndmi.bios.version: 16L ndmi.board.asset.tag: Type2 - Board Asset Tag ndmi.board.name: KATANA ndmi.board.vendor: SLIMBOOK ndmi.board.version: Type2 - Board Version ndmi.chassis.asset.tag: Chassis Asset Tag ndmi.chassis.type: 10 ndmi.chassis.vendor: SLIMBOOK ndmi.chassis.version: Chassis Version ndmi.modalias: dmi:bvnINSYDECorp.:bvr16L:bd07/25/2016:svnSLIMBOOK:pnKATANA:pvrTBDbyOEM:rvnSLIMBOOK:rnKATANA:rvrType2:BoardVersion:cvnSLIMBOOK:ct10:cvrChassisVersion:ndmi.product.name: KATANA ndmi.product.version: TBD by OEM ndmi.sys.vendor: SLIMBOOK</p>	2

Table 12: Sample LLM predictions.