

LLMs with Chain-of-Thought Are Non-Causal Reasoners

Guangsheng Bao^{1,2,*}, Hongbo Zhang^{1,2,*}, Linyi Yang^{2,3}, Cunxiang Wang^{1,2}, and Yue Zhang^{2,3,†}

¹ Zhejiang University

² School of Engineering, Westlake University

³ Institute of Advanced Technology, Westlake Institute for Advanced Study

{baoguangsheng, zhanghongbo, yanglinyi, wangcunxiang, zhangyue}@westlake.edu.cn

Abstract

This paper explores the role of the Chain of Thought (CoT) in Large Language Models (LLMs) reasoning. Despite its potential to improve task performance, our analysis reveals a surprising frequency of correct answers following incorrect CoTs and vice versa. We employ causal analysis to assess the cause-effect relationship between CoTs/instructions and answers in LLMs, uncovering the Structural Causal Model (SCM) that LLMs approximate. By comparing the implied SCM with that of human reasoning, we highlight discrepancies between LLM and human reasoning processes. We further examine the factors influencing the causal structure of the implied SCM, revealing that in-context learning, supervised fine-tuning, and reinforcement learning on human feedback significantly impact the causal relations.¹

1 Introduction

Large Language Models (LLMs) have emerged as powerful tools in tackling a diverse array of complex problems, ranging from text generation (Dathathri et al., 2019; Li et al., 2022; Zhang et al., 2023) to storytelling (See et al., 2019; Nichols et al., 2020; Franceschelli and Musolesi, 2023), mathematical reasoning (Cobbe et al., 2021; Lewkowycz et al., 2022; Imani et al., 2023), and logical reasoning (Liu et al., 2023b; Xu et al., 2023; Pan et al., 2023). Among the strategies employed to augment their reasoning capabilities, the Chain of Thought (CoT) approach has gained prominence for its effectiveness across various tasks (Wei et al., 2022b; Kojima et al., 2022; Wang et al., 2023).

Previous work suggests that, while CoT has been lauded for its potential to improve task performance, its application does not uniformly lead to enhanced outcomes (Kojima et al., 2022; Sprague

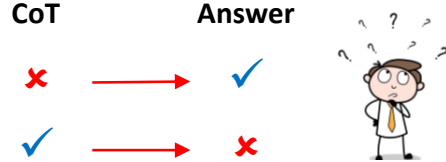


Figure 1: CoT and Answer do not fully align. Refer to Figure 4 in Appendix C for instances and Section 4 for a thorough explanation.

et al., 2023). We conduct experiments to systematically investigate its variable effects over math and logic reasoning tasks. As illustrated in Figure 1, contrary to the intuitive expectation that a correct CoT should invariably lead to an accurate answer (and an incorrect CoT to a wrong answer), our results across six tasks and four models, including ChatGPT and GPT-4, reveal a surprising frequency of correct answers following incorrect CoTs and vice versa. This discrepancy raises fundamental questions about the underlying mechanics of how LLMs generate answers.

Research has shown that the statistical pre-training of LLMs encourages models to achieve high empirical performance but not necessarily to reason (Zhang et al., 2022; Turpin et al., 2023; Zečević et al., 2023; Lanham et al., 2023). Due to either coincidence or the presence of bias in the data, two variables that do not result from any direct relation may be incorrectly inferred to have a causal relationship, resulting in spurious correlations (Simon, 1954; McMilin, 2022). The inferred spurious features may lead to incorrect conclusions if they are not identified and handled properly.

In this respect, we identify key features that influence LLM responses through a quantitative analysis of the causal relationship between CoTs/instructions and answers. By employing interventions (Hagmayer et al., 2007), we assess the significance of the cause-effect relationship between CoT and answers in various tasks, aiming to uncover the Structural Causal Model (SCM) (Pearl, 2009) that LLMs approximate as demonstrated in Table 1. By

*Contributed equally.

†Corresponding author.

¹We release the code and results at https://github.com/StevenZHB/CoT_Causal_Analysis


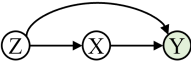
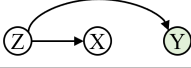

Implied SCM Type	Llama2-7B-Chat	Llama2-70B-Chat	GPT-3.5-Turbo	GPT-4	#Tasks
i. 	-	-	GSM8K FOLIO	GSM8K Multiplication	4
ii. 	GSM8K ProofWriter	GSM8K ProofWriter Addition Multiplication	ProofWriter Multiplication LogiQA	ProofWriter	10
iii. 	Addition FOLIO LogiQA	-	Addition	Addition	5
iv. 	Multiplication	FOLIO LogiQA	-	FOLIO LogiQA	5

Table 1: LLMs with CoT infer varying causal structures in different tasks, where larger LLMs tend to possess optimal SCM types as the ascending *ladder* indicates. Refer to Section 5 for detailed results of GPT-3.5-Turbo in Table 3 and other LLMs in Appendix C, including Llama2-7B-Chat, Llama2-70B-Chat, and GPT-4 in Tables 7, 8, and 9, respectively. Note that the classification of SCM types is not strictly defined but statistically significant.

juxtaposing the LLM-implied SCM with that of human reasoning, we pinpoint discrepancies between LLM and human reasoning processes.

Moreover, we investigate the factors influencing the causal structure of the implied SCM based on six tasks, finding that in-context learning (ICL) (Brown et al., 2020), supervised fine-tuning (SFT) (Wei et al., 2022a), and reinforcement learning on human feedback (RLHF) (Ouyang et al., 2022) have significant influences on the causal relation between *Instruction* and *Answer*. In contrast, their effects on the causal relation between *CoT* and *Answer* are not significant. These findings suggest that commonly used techniques in LLMs may not necessarily enhance the reasoning capability.

In summary, this paper contributes to the discourse on the role of CoT in LLM reasoning, offering novel perspectives on the extent to which LLMs replicate human-like reasoning steps. By linking implied SCM types with potential reasoning errors, we provide an analysis framework for anticipating LLM mistakes. To our knowledge, this represents the first analysis of CoT through the lens of causal structures, marking a preliminary step toward developing faithful and reliable LLMs.

2 Related Work

Human Reasoning. Research in psychology indicates that causality is a fundamental aspect of human cognition, characterized by the processes of mechanism, narrative, and mental simulation (Slooman and Lagnado, 2015). Mental simulations as temporal representations of mechanisms (typically

visual), allow individuals to draw causal conclusions (Hegarty, 2004). Our work draws inspiration from human reasoning, exploring language simulations that represent reasoning mechanisms.

LLM Reasoning. Various reasoning techniques have been proposed to enhance the reasoning ability of LLMs (Chu et al., 2023). Chain-of-thought (CoT) prompting (Wei et al., 2022b), as an early study elicits reasoning in LLMs, inspires numerous further investigations. Self-consistency (Wang et al., 2022) leverages multiple reasoning paths to make more confident decisions. Tree-of-thought (Yao et al., 2023a) searches the most confident reasoning path using a tree representation. Graph-of-thought (Yao et al., 2023b) represents the thoughts as nodes in a graph, combining thoughts non-sequentially. While existing work mostly considers the statistical effect of using CoT, we delve into the underlying mechanism of how CoT reasoning leads to conclusions.

Causal Analysis. Causal analysis is a method used to identify and understand the causes and effects of different actions, situations, or decisions. It involves examining the reasons or causes behind a certain occurrence and the outcomes that may arise from it (Heise, 1975; Imbens and Rubin, 2015; Feder et al., 2022). Causal models in different structures may induce the same observational distribution but different intervention distributions (Peters et al., 2017). Interventions thus can be used to differentiate among the potential causal structures that are compatible with an observation (Hagmayer et al., 2007; Pearl, 2009). We study

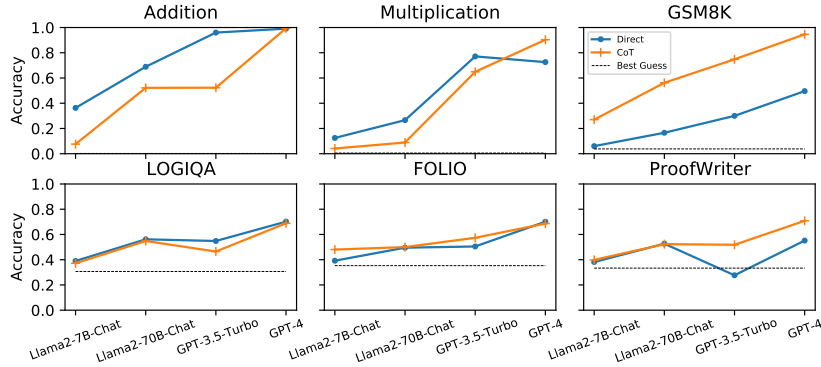


Figure 2: LLMs with CoT exhibit inconsistent effects, where the CoT shows inferior performance to Direct in the tasks on the left but superior performance in the tasks on the right in a zero-shot setting. A more comprehensive set of results can be found in Table 6 in Appendix C. (The Addition results are an average of the 6-digit and 9-digit additions, and the Multiplication results are an average of the 2-digit and 3-digit multiplications.)

CoT by its causal relation to the model decisions, using interventions to test the significance of the cause-effect relations between CoTs/instructions and answers.

3 Experimental Setup

We assess model performance on tasks in terms of **accuracy** by comparing generated answers to the reference answers. We instruct the LLMs to either answer the questions directly (**Direct**) or reason step-by-step (**CoT**). More information about the prompts can be found in Appendix A.

Models. We select multiple API-based and open-source models in experiments, including **ChatGPT** (OpenAI, 2022), **GPT-4** (OpenAI, 2023)², and open-source models such as the **Llama2** family (Touvron et al., 2023) and the **Mistral** series (Jiang et al., 2023). For proprietary models, we utilize official API calls³. For open-source models, we employ vLLM (Kwon et al., 2023) for local deployment.

Datasets. Our experiments involve six reasoning tasks, primarily mathematical and logical, that are expected to have straightforward, unbiased, and organized solutions. The mathematical tasks consisted of basic arithmetic calculations and math word problems, where LLMs demonstrate shortcomings in the former (Qian et al., 2022) but excel in the latter (Wei et al., 2022b). We create groups of n-digit numbers for elementary-level arithmetic calculations, specifically **Addition** and **Multiplication**. For each of 6-digit and 9-digit additions,

and 2-digit and 3-digit multiplications, 500 samples are generated. Each question includes a standard reasoning process, i.e., the step-by-step calculation. For math word problems, we randomly selected 500 samples from the **GSM8K** dataset (Cobbe et al., 2021).

The logical tasks utilize three datasets: **ProofWriter**, **FOLIO**, and **LogiQA**. **ProofWriter** (Tafjord et al., 2020) is a commonly used dataset for deductive logical reasoning, from which we randomly selected 600 instances from the 5-hop-reasoning development set. **FOLIO** (Han et al., 2022) is another dataset for deductive logical reasoning, notable for its expertly crafted content that is more reflective of real-world scenarios. We used all 204 instances from the development set. **LogiQA** (Liu et al., 2023a) is a dataset drawn from verbal reasoning exam questions, requiring complex logical reasoning abilities. We randomly selected 600 entries from the LogiQA 2.0 test set.

Evaluation of CoT Accuracy. We evaluate the accuracy of the CoTs for understanding the distribution of the error types. For arithmetic tasks, reasoning steps (CoTs) are extracted and converted into equations using ChatGPT prompts. The generated equations are then compared to the standard (golden) equations to determine the accuracy of the generated CoTs.

For GSM8K and logical tasks, we conduct a manual evaluation. A CoT is considered incorrect if it exhibits logical fallacies, contains factual inaccuracies, or fails to deduce the correct answer from the question when possible. We randomly select 200 instances per task and manually examine the generated CoTs by two independent checkers

²gpt-3.5-turbo-0613 and gpt-4-0613, respectively.

³<https://openai.com/blog/openai-api>

LLM	CoT → Answer	Error	Add. (6 digits)	Mult. (3 digits)	GSM8K	ProofWriter	FOLIO	LogiQA
GPT-3.5-Turbo	✓→✓	-	0.026	0.446	0.760	0.260	0.455	0.330
	✓→✗	<i>type 1</i>	<i>0.000</i>	<i>0.440</i>	<i>0.000</i>	<i>0.000</i>	<i>0.000</i>	<i>0.010</i>
	✗→✓	<i>type 2</i>	<i>0.648</i>	<i>0.004</i>	<i>0.000</i>	<i>0.280</i>	<i>0.125</i>	<i>0.115</i>
	✗→✗	type 3	0.326	0.110	0.240	0.460	0.420	0.545
GPT-4	✓→✓	-	0.254	0.804	0.945	0.640	0.630	0.620
	✓→✗	<i>type 1</i>	<i>0.000</i>	<i>0.166</i>	<i>0.000</i>	<i>0.000</i>	<i>0.000</i>	<i>0.000</i>
	✗→✓	<i>type 2</i>	<i>0.744</i>	<i>0.012</i>	<i>0.000</i>	<i>0.060</i>	<i>0.070</i>	<i>0.010</i>
	✗→✗	type 3	0.002	0.018	0.055	0.300	0.300	0.370

Table 2: LLMs with CoT produce three types of errors, where the unexpected ones are highlighted in *red*.

(authors), achieving 96% agreement on 100 overlapped instances.

4 CoT and Task Performance

We conduct an empirical examination of the effect of CoT across diverse tasks, on both task performance and error types.

4.1 Variable Effects

We assess the impact of CoT by contrasting it with direct answering that does not involve step-by-step reasoning, as depicted in Figure 2 (additional details can be found in Table 6 in Appendix C).

CoT impairs performance in basic arithmetic tasks. LLMs have been found to successfully pass college-entrance level exams (OpenAI, 2023), which are considerably more challenging than primary school arithmetic from a human standpoint. However, as the figure illustrates, CoT in basic arithmetic tasks reveals relatively low accuracies (below 0.55) on ChatGPT. Conversely, direct answers in Addition achieve significantly higher accuracies (above 0.95). It indicates that LLMs are likely well-trained to predict the answers directly for simple tasks, while step-by-step reasoning can lead to spurious features and error propagation.

CoT enhances performance in complex reasoning tasks. In the math word problem GSM8K, CoT consistently improves performance compared to direct answering, highlighting the effectiveness of step-by-step reasoning in solving more intricate math problems. In logical reasoning problems, the improvement by CoT is relatively minor but still consistent across FOLIO and ProofWriter. However, CoT struggles with real-world logical problems like LogiQA, indicating a discrepancy.

4.2 Unanticipated Behaviors

CoT performs poorly on basic arithmetic calculations but excels on complex mathematical and

logical reasoning tasks, which contradicts human reasoning behavior. We delve into this by evaluating the confusion matrices of CoT steps and the Answers, as presented in Table 2.

Incorrect CoTs result in correct answers. A considerable portion (over 60%) of Addition samples exhibit this unusual behavior, where the reasoning steps are incorrect but yield the correct answers. This pattern persists even with larger LLMs, where the proportion increases to 74% on GPT-4, suggesting that the problem may not be solved by simply enlarging the model.

A notable proportion of logical reasoning samples also display this peculiar correlation. A manual review in ProofWriter reveals that 28% of the responses from ChatGPT have correct answers but incorrect CoTs, which include fabricated facts and faulty inferences. The same pattern is also observed in FOLIO and LogiQA, albeit at a lower frequency, implying that the phenomenon is common across different tasks.

Correct CoTs result in incorrect answers. A significant proportion of Multiplication samples generate incorrect answers with correct reasoning steps. In these instances, we find that the answer steps either fail to gather the intermediate results from the reasoning steps or fail to correctly sum the results. This type of error is seldom seen in other tasks like GSM8K and logical problems because the answer steps in these tasks are straightforward and, thus the models are less likely to fail.

4.3 Summary

CoT does not consistently improve task performance, with instances where incorrect CoTs lead to correct answers and vice versa, indicating a potential spurious correlation between the answers and their contexts. Intuitively, this behavior is seldom observed in humans, implying that *the chain-of-thought reasoning in LLMs may not align with the*

expected sequential causal reasoning, despite frequent comparisons made between the two.

5 A Perspective on Causal Structures

To comprehend how LLMs operate in each task and identify the gap to human-level reasoning, we analyze causal relationships and deduce the inherent SCM types for each LLM in every task.

5.1 Methodology

We frame the causal analysis in three random variables, four SCM types, two hypotheses, and six treatment experiments.

Random Variables. The process of question-answering with a chain of thought in LLMs can be broken down into three random variables, assuming that the question, task, and model remain constant throughout each experiment.

- **Instruction** (Z) typically includes a task outline, a few examples, and a question formulation, which guides the LLM to generate a solution or response. The instruction is influenced by the task and question, but the description, demonstration, and expression can be altered in each experiment.
- **CoT** (X) signifies the step-by-step reasoning process of an LLM, which results in an answer that is generally considered more precise than a direct answer produced by the LLM. To examine this belief, we distinguish CoT and Answer as two variables in this paper.
- **Answer** (Y) symbolizes the final step of the reasoning process, which answers the question. Ideally, the answer is fully determined by the reasoning steps, which provide the complete evidence for the final decision.

Identification of SCM Models. Intuitively, an auto-regressive language model enables the right tokens to depend on all the left tokens, which is represented as the SCM type II with full connection in Table 1. However, on each specific task, a language model could potentially work in any sub-graph of the full SCM. To imply the underlying SCM type of an LLM on a task, we test the causal relations using interventions, with a focus on the Answer and relations pointing to it. More details of the SCM types can be found in Appendix B.

Definition 5.1 (Cause-Effect Interventions)

Suppose the SCM \mathcal{G} entails a distribution $P_{X,Y}$ with $N_X, N_Y \stackrel{iid}{\sim} \mathcal{N}(0, 1)$. Then we intervene X to change the distribution of Y

$$P_Y^{do(X)} = P(Y|do(X)) \quad (1)$$

Using interventions independent from other variables, we decide if the treated variable X causes the target variable Y .

Definition 5.2 (Average Treatment Effect) An ATE (Rubin, 1974) represents the effect of an intervention, which compares the distributions of the target variable Y with and without the treatment.

$$ATE = E(Y|do(X)) - E(Y), \quad (2)$$

We test the significance of the average treatment effects (Angrist and Imbens, 1995) using McNemar’s test (McNemar, 1947). Specifically, we test two hypotheses: *if the CoT in LLMs causes the answer and if the CoT is the only cause of the answer.*

Hypothesis 5.1 (CoT causes Answer) Given a constant Instruction,

$$\begin{cases} H_0 : ATE = 0, & \text{CoT does not cause Answer,} \\ H_1 : ATE \neq 0, & \text{CoT causes Answer,} \end{cases} \quad (3)$$

where $ATE = E(Y|Z, do(X)) - E(Y|Z)$.

Hypothesis 5.2 (Instruction causes Answer)

Given a constant CoT,

$$\begin{cases} H_0 : ATE = 0, & \text{Instruction does not cause Answer,} \\ H_1 : ATE \neq 0, & \text{Instruction causes Answer,} \end{cases} \quad (4)$$

where $ATE = E(Y|X, do(Z)) - E(Y|X)$.

To test the hypothesis 5.1, we design two interventions: the golden CoT and the random CoT. The golden CoT is provided by the datasets, while the random CoT is created based on the LLM-generated CoT. We randomly replace the numbers in mathematical problems with new digits, and turn the last 1/3 of assertions in logical reasoning problems into negative expressions. We prompt the LLMs with both Instruction and CoT to produce the answer.

To test the hypothesis 5.2, we design two conditions – under the default CoT and under the golden CoT, where the CoTs are held constant during treatment experiments. For each condition, we intervene in Instructions either through random roles or random bias. For random roles, we randomly select

Intervention	GPT-3.5-Turbo					
	Addition	Multiplication	GSM8K	ProofWriter	FOLIO	LogicQA
CoT	0.674	0.450	0.748	0.518	0.574	0.465
Test: If CoT causes Answer given constant Instruction?						
Controlled (w/ default setting)	0.782	0.454	0.742	0.520	0.588	0.480
Treated (w/ golden CoT) \uparrow	-0.014	+0.184 *	+0.258 *	+0.257 *	-	-
Treated (w/ random CoT) \downarrow	-0.018	-0.454 *	-0.724 *	-0.093 *	-0.093 *	-0.040 *
CoT $\xrightarrow{?}$ Answer	F	T	T	T	T	T
Test: If Instruction causes Answer given constant CoT?						
Controlled (w/ default setting)	0.782	0.454	0.742	0.520	0.588	0.480
Treated (w/ random role)	-0.126 *	0.008	0.000	-0.002	0.000	0.000
Treated (w/ random bias)	-0.554 *	-0.042	+0.004	-0.017 *	-0.025	-0.047 *
Controlled (w/ golden CoT)	0.768	0.642	1.000	0.782	-	-
Treated (w/ random role)	-0.142 *	+0.010	0.000	-0.003	-	-
Treated (w/ random bias)	-0.570 *	-0.154 *	0.000	-0.132 *	-	-
Instruction $\xrightarrow{?}$ Answer	T	T	F	T	F	T
Implied SCM Type (Table 1)	III	II	I	II	I	II

Table 3: Interventions to identify the causes of the Answer in *GPT-3.5-Turbo*, where we test the significance of the average treatment effect (ATE) from the treated experiments. The asterisk ‘*’ denotes a statistically significant result with a p -value < 0.01 in McNemar’s test. The term ‘*default setting*’ denotes the default role and the default CoT produced by the LLM, while ‘*golden CoT*’ signifies the golden reasoning steps provided by the datasets and ‘*random CoT*’ refers to CoT created with certain randomness, like random digit substitution in math problems and reversing the propositions in logic problems.

a role from ‘*detective*’, ‘*chef*’, and ‘*judge*’ instead of the default role ‘*math teacher*’. For random bias, we inject a bias statement in the instruction like “*I think the correct answer/option is: <the answer>*”, where the answer is either a corrupted golden answer (a digit in the answer is randomly replaced) or a wrong option (a random choice different from the golden selection).

Based on the statistical significance of the hypotheses, we infer the underlying SCM types for LLMs in each task.

5.2 Causal Structures of CoT

Table 3 presents the experiments on ChatGPT, where we manipulate the CoT X and Instruction Z with two separate interventions and observe their effects on the Answer Y . Particularly, in the Addition task, the Answers are dependent on the Instructions rather than the CoTs, with the golden CoT not improving accuracy and the random CoT not reducing it. Importantly, this suggests that ChatGPT employs a type III SCM (Table 1) on Addition. On GSM8K and FOLIO, the Answers are not significantly affected by interventions on Instructions, indicating that ChatGPT uses a type I SCM on these tasks, reflecting a similarity to human step-by-step reasoning. On Multiplication, ProofWriter, and LogicQA, the Answers are influenced by both interventions on Instructions and CoTs, indicating a type II SCM on these tasks.

Experiments on other LLMs suggest different SCM types. On smaller open-source LLMs (as shown in Table 7 and 8 in Appendix C), the inferred SCMs are more likely to be type II, III, and IV rather than type I. Conversely, on larger GPT-4 (as shown in Table 9 in Appendix C), despite the accuracies being relatively 41% higher than that on ChatGPT, the inferred SCM types do not exhibit significant benefits. Three of the tasks, including Addition, FOLIO, and LogicQA, even fall into the extreme types III and IV, where the Answers are completely independent of the CoTs. As a result, even with the higher accuracy, it still makes type 2 errors (Table 2).

5.3 Ladder of Causal Structures

As shown in Table 1, among the LLMs and tasks, the SCM type II (full connection) is still the most common case (10 out of 24), indicating that most LLMs on most tasks are either influenced by non-causal superficial features (Instructions) or disconnected from causal features (CoTs). Hence, the LLMs on these tasks may generate inconsistent CoTs and Answers.

In general, the larger the LLM, the closer the inferred SCM approaches the ideal type I (causal chain), and the less likely the Answer is disconnected from the CoT. We refer to this pattern as **ladder of inferred causal structures**, where a more robust LLM is expected to ascend the hierarchy.

ICL	CoT $\xrightarrow{?}$ Answer						Instruction $\xrightarrow{?}$ Answer						Avg.
	Add.	Mul.	GSM.	Pro.	FOL.	LQA.	Add.	Mul.	GSM.	Pro.	FOL.	LQA.	Accuracy
0-shot	F	T	T	T	T	T	T	T	F	T	F	T	0.572
2-shot	F	T	T	T	T	T	T	T	F	T	<i>T</i>	<i>F</i>	0.598
4-shot	F	T	T	T	T	<i>F</i>	<i>F</i>	T	F	T	<i>T</i>	<i>F</i>	0.580
8-shot	F	T	T	T	T	T	T	T	F	T	<i>T</i>	<i>F</i>	0.592

Table 4: The impact of ICL on causal relationships tested in *GPT-3.5-Turbo*, where ICL examples primarily alter the intensity of the causal link between Instruction and Answer. The detailed outcomes of the 0/2/4/8-shot can be found in Table 3 and Table 10, 11, 12 in Appendix C, respectively.

5.4 Link to Error Types

In SCM types II and III, the Instruction Z acts as a confounder of CoT X and Answer Y . Given the Instruction, the CoT and Answer tend to make independent decisions. This means that the accuracy of the CoT and the Answer are not connected, which could potentially lead to all three types of errors in Table 2. The issues become more pronounced on the extreme types III and IV, due to the complete disconnection of the Answer from CoT. In contrast, the ideal type I SCMs are expected to make fewer type 1 and 2 errors because of the strong causal connection between CoT and Answer.

We discussed that the spurious features in Instructions may affect the Answers. These spurious features may also occur in CoT, causing the incorrect CoT to produce the correct answer. For instance, in ProofWriter, the model may identify the correct rule for reasoning through superficial keyword matching rather than logical reasoning as shown in Figure 5 in Appendix C. Even worse, the CoT not only makes incorrect causal reasoning, but invents factual information that is not provided in the context, yet the invented reasoning still leads to the correct answers.

5.5 Summary

The analysis of causal relationships reveals that *LLMs may exhibit different underlying SCM types on different tasks*, where the Instructions often act as the confounder for CoTs and Answers, leading the CoT in LLMs to make type 1 and 2 errors (Table 2) due to spurious correlation.

6 How to Enhance Causal Relationships?

Causal analysis indicates that extraneous factors such as the confounder Instruction may lead LLMs with CoT to commit type 1 and 2 errors. To ensure consistent and trustworthy step-by-step reasoning, we need to enhance the causal link between CoT and Answer, while diminishing the link between

Instruction and Answer. In this section, we investigate potential contributing factors.

6.1 Effect of In-Context Learning

In-context learning (ICL) is commonly employed to generate expected behaviors in LLMs (Brown et al., 2020). It is also used to trigger the CoT to mimic human step-by-step reasoning (Wei et al., 2022b). We assess the effect of ICL on the causal relationships in our context, with randomly chosen examples as the ICL demonstrations. We carry out identical treatment experiments as in section 5.1 and examine the significance of the causal relationships on varying numbers of demonstrations.

Table 4 displays the results, revealing that compared to zero-shot, ICL demonstrations not only enhance task accuracies but also affect their causal links, particularly on ‘Instruction \rightarrow Answer’. Nevertheless, the impact is inconsistent, as it strengthens the connection in FOLIO but weakens it in LogiQA. Therefore, we cannot rely on ICL for consistent reasoning across different tasks.

6.2 Effect of Instruction Tuning and RLHF

Instruction tuning, the supervised fine-tuning (SFT) using a series of instruction and answer pairs, allows LLMs to adhere to human instructions Wei et al. (2022a). It improves LLMs on cross-task generalization, enabling the model to handle unseen tasks. Reinforcement learning from human feedback (RLHF) is another widely used technique in LLMs, which aligns LLMs with human behavior (Christiano et al., 2017; Ouyang et al., 2022). However, recent studies suggest that SFT and RLHF may induce hallucinations (Schulman, 2023; Yang et al., 2023). We hypothesize that they may also affect the causal relationships in CoT.

We validate our hypothesis by performing causal analysis on three models: a foundation model Mistral-7B-Base ⁴ (Jiang et al., 2023), an instruct-

⁴<https://huggingface.co/mistralai/Mistral-7B-v0.1>

Model	CoT $\xrightarrow{?}$ Answer						Instruction $\xrightarrow{?}$ Answer						Avg. Accuracy
	Add.	Mul.	GSM.	Pro.	FOL.	LQA.	Add.	Mul.	GSM.	Pro.	FOL.	LQA.	
Base	F	T	T	T	F	T	F	F	F	T	T	F	0.313
SFT	F	T	T	T	F	<i>F</i>	<i>T</i>	<i>T</i>	<i>T</i>	T	T	<i>T</i>	0.300
DPO	F	T	T	T	F	<i>T</i>	<i>F</i>	<i>F</i>	T	T	<i>F</i>	T	0.275

Table 5: The impact of SFT/DPO on causal relationships based on *Mistral-7B*, where SFT primarily enhances the causal connection between Instruction and Answer, and DPO diminishes this relationship. The detailed outcomes of the Base, SFT, and DPO models can be found in Table 14, 15, and 16 in Appendix C, respectively.

tuned model *Mistral-7B-SFT*⁵, and an RLHF-tuned model *Mistral-7B-DPO*⁶ (Tunstall et al., 2023). Since the base model cannot follow instructions, we elicit the question-answering behavior using ICL with four demonstrations, and similarly, we use the same demonstrations for the SFT and DPO models.

Table 5 presents the results, showing that both SFT and DPO primarily impact ‘Instruction \rightarrow Answer’. Specifically, SFT considerably strengthens the link between Instruction and Answer, converting four ‘F’ on the Base model into ‘T’. The findings indicate that SFT introduces significant extraneous features into the tasks, which may decrease the link of the Answers to the CoTs. DPO lessens the impact of SFT, where it weakens the link between Instruction and Answer by changing three ‘T’ in the SFT model into ‘F’. The findings further substantiate the human preference for separating the Answers from the irrelevant Instructions.

6.3 Summary

Experiments demonstrate that ICL, SFT, and RLHF affect the causal relationships, with *SFT intensifying the link between Instruction and Answer while RLHF diminishes the link*. The effect of ICL is notable but lacks clear patterns.

7 Discussion

Do ChatGPT and GPT-4 perform perfectly on GSM8K like human reasoners?

While both ChatGPT and GPT-4 suggest the ideal type I SCM on GSM8K, Tables 3 and 9 indicate that the Average Treatment Effect (ATE) is not perfectly zero. This implies that although ChatGPT and GPT-4 perform similarly to a human in reasoning, they are not perfect due to their statistical nature.

Why do LLMs imply different SCMs for different tasks?

LLMs can learn various correlation paths to a solution based on the data distribution

⁵<https://huggingface.co/HuggingFaceH4/zephyr-7b-sft-beta>

⁶<https://huggingface.co/HuggingFaceH4/zephyr-7b-beta>

and task complexity, resulting in different SCM behaviors for different tasks. For instance, in the Addition task, training data is more likely to provide direct answers rather than step-by-step calculations, except in elementary school textbooks. This leads the model to produce more accurate direct answers than CoTs as shown in Table 6, promoting reliance on direct answers over CoTs.

Do larger LLMs consistently sit higher on the ladder of causal structures?

Table 1 demonstrates that generally, a larger model size correlates with an improved SCM type. However, this is not a guaranteed outcome for all tasks. For instance, in GPT-4, FOLIO and LogiQA drop to type IV from type I and II in ChatGPT, despite achieving higher accuracy in GPT-4 than in ChatGPT.

Future Directions. In this study, we focus on the basic CoT, leaving the analysis of other alternatives like tree-of-thought and graph-of-thought to the future. Furthermore, our analysis is on a coarse-grained reasoning process, where it is simplified into only three random variables. More detailed analysis of fine-grained structures can be a direction for future work. The causal structures in LLMs could potentially be enhanced during the training of LLMs, for example, using counterfactual examples (Mitrovic et al., 2020; Wu et al., 2021; Yang et al., 2021) or causal regulation (Veitch et al., 2021), which can be worth exploration in future work.

8 Conclusion

We conducted causal analyses between the LLM implied-SCMs and human reasoning, where experiments show that there is a discrepancy between CoT and model decision. The implied SCMs are significantly influenced by ICL, SFT, and RLHF, suggesting that these common techniques in LLMs may not necessarily enhance the reasoning ability of the models. Our findings underscore the need for further research into the nuanced relationship between CoT and LLM reasoning, with the ultimate goal of achieving faithful and reliable LLMs.

Limitations

This study mainly focuses on the currently popular Generative Pre-Training (GPT) (Radford et al., 2018) language models, setting aside other models such as the Bidirectional Encoder Representations from Transformers (BERT) (Devlin et al., 2018) and the General Language Model (GLM) (Du et al., 2022) for future exploration. This is due to the potentially more intricate causal structures in these models, stemming from their blank infilling training objective. Furthermore, our research predominantly deals with standard mathematical and logical reasoning, not including areas like commonsense and symbolic reasoning within its scope.

Ethical and Broader Impact

The study offers a structure for comprehending the decision-making process and reasoning of LLMs, which could contribute to increased transparency and accountability in AI systems. It underscores the fact that LLMs can be swayed by unrelated contexts, resulting in biased outcomes. The study implies that the typical techniques employed in LLMs might not necessarily improve their reasoning skills. This could impact the way we train and educate AI models in the future.

References

- Joshua Angrist and Guido Imbens. 1995. Identification and estimation of local average treatment effects.
- Tom Brown, Benjamin Mann, Nick Ryder, Melanie Subbiah, Jared D Kaplan, Prafulla Dhariwal, Arvind Neelakantan, Pranav Shyam, Girish Sastry, Amanda Askell, et al. 2020. Language models are few-shot learners. *Advances in neural information processing systems*, 33:1877–1901.
- Paul F Christiano, Jan Leike, Tom Brown, Miljan Martić, Shane Legg, and Dario Amodei. 2017. Deep reinforcement learning from human preferences. *Advances in neural information processing systems*, 30.
- Zheng Chu, Jingchang Chen, Qianglong Chen, Weijiang Yu, Tao He, Haotian Wang, Weihua Peng, Ming Liu, Bing Qin, and Ting Liu. 2023. A survey of chain of thought reasoning: Advances, frontiers and future. *arXiv preprint arXiv:2309.15402*.
- Karl Cobbe, Vineet Kosaraju, Mohammad Bavarian, Mark Chen, Heewoo Jun, Lukasz Kaiser, Matthias Plappert, Jerry Tworek, Jacob Hilton, Reiichiro Nakano, et al. 2021. Training verifiers to solve math word problems. *arXiv preprint arXiv:2110.14168*.
- Sumanth Dathathri, Andrea Madotto, Janice Lan, Jane Hung, Eric Frank, Piero Molino, Jason Yosinski, and Rosanne Liu. 2019. Plug and play language models: A simple approach to controlled text generation. *arXiv preprint arXiv:1912.02164*.
- Jacob Devlin, Ming-Wei Chang, Kenton Lee, and Kristina Toutanova. 2018. Bert: Pre-training of deep bidirectional transformers for language understanding. *arXiv preprint arXiv:1810.04805*.
- Zhengxiao Du, Yujie Qian, Xiao Liu, Ming Ding, Jiezhong Qiu, Zhilin Yang, and Jie Tang. 2022. Glm: General language model pretraining with autoregressive blank infilling. In *Proceedings of the 60th Annual Meeting of the Association for Computational Linguistics (Volume 1: Long Papers)*, pages 320–335.
- Amir Feder, Katherine A Keith, Emaad Manzoor, Reid Pryzant, Dhanya Sridhar, Zach Wood-Doughty, Jacob Eisenstein, Justin Grimmer, Roi Reichart, Margaret E Roberts, et al. 2022. Causal inference in natural language processing: Estimation, prediction, interpretation and beyond. *Transactions of the Association for Computational Linguistics*, 10:1138–1158.
- Giorgio Franceschelli and Mirco Musolesi. 2023. On the creativity of large language models. *arXiv preprint arXiv:2304.00008*.
- York Hagmayer, Steven A Sloman, David A Lagnado, and Michael R Waldmann. 2007. Causal reasoning through intervention. *Causal learning: Psychology, philosophy, and computation*, pages 86–100.
- Simeng Han, Hailey Schoelkopf, Yilun Zhao, Zhenting Qi, Martin Riddell, Luke Benson, Lucy Sun, Ekaterina Zubova, Yujie Qiao, Matthew Burtell, et al. 2022. Folio: Natural language reasoning with first-order logic. *arXiv preprint arXiv:2209.00840*.
- Mary Hegarty. 2004. Mechanical reasoning by mental simulation. *Trends in cognitive sciences*, 8(6):280–285.
- David R Heise. 1975. *Causal analysis*. John Wiley & Sons.
- Shima Imani, Liang Du, and Harsh Shrivastava. 2023. Mathprompter: Mathematical reasoning using large language models. *arXiv preprint arXiv:2303.05398*.
- Guido W Imbens and Donald B Rubin. 2015. *Causal inference in statistics, social, and biomedical sciences*. Cambridge University Press.
- Albert Q. Jiang, Alexandre Sablayrolles, Arthur Mensch, Chris Bamford, Devendra Singh Chaplot, Diego de las Casas, Florian Bressand, Gianna Lengyel, Guillaume Lample, Lucile Saulnier, Léo Renard Lavaud, Marie-Anne Lachaux, Pierre Stock, Teven Le Scao, Thibaut Lavril, Thomas Wang, Timothée Lacroix, and William El Sayed. 2023. *Mistral 7b*.

- Takeshi Kojima, Shixiang Shane Gu, Machel Reid, Yutaka Matsuo, and Yusuke Iwasawa. 2022. Large language models are zero-shot reasoners. *Advances in neural information processing systems*, 35:22199–22213.
- Woosuk Kwon, Zhuohan Li, Siyuan Zhuang, Ying Sheng, Lianmin Zheng, Cody Hao Yu, Joseph E. Gonzalez, Hao Zhang, and Ion Stoica. 2023. Efficient memory management for large language model serving with pagedattention.
- Tamera Lanham, Anna Chen, Ansh Radhakrishnan, Benoit Steiner, Carson Denison, Danny Hernandez, Dustin Li, Esin Durmus, Evan Hubinger, Jackson Kernion, et al. 2023. Measuring faithfulness in chain-of-thought reasoning. *arXiv preprint arXiv:2307.13702*.
- Aitor Lewkowycz, Anders Andreassen, David Dohan, Ethan Dyer, Henryk Michalewski, Vinay Ramasesh, Ambrose Slone, Cem Anil, Imanol Schlag, Theo Gutman-Solo, et al. 2022. Solving quantitative reasoning problems with language models. *Advances in Neural Information Processing Systems*, 35:3843–3857.
- Junyi Li, Tianyi Tang, Wayne Xin Zhao, Jian-Yun Nie, and Ji-Rong Wen. 2022. Pretrained language models for text generation: A survey. *arXiv preprint arXiv:2201.05273*.
- Hanmeng Liu, Jian Liu, Leyang Cui, Zhiyang Teng, Nan Duan, Ming Zhou, and Yue Zhang. 2023a. Logiqa 2.0—an improved dataset for logical reasoning in natural language understanding. *IEEE/ACM Transactions on Audio, Speech, and Language Processing*.
- Hanmeng Liu, Ruoxi Ning, Zhiyang Teng, Jian Liu, Qiji Zhou, and Yue Zhang. 2023b. Evaluating the logical reasoning ability of chatgpt and gpt-4. *arXiv preprint arXiv:2304.03439*.
- Emily McMilin. 2022. Selection bias induced spurious correlations in large language models. *arXiv preprint arXiv:2207.08982*.
- Quinn McNemar. 1947. Note on the sampling error of the difference between correlated proportions or percentages. *Psychometrika*, 12(2):153–157.
- Jovana Mitrovic, Brian McWilliams, Jacob C Walker, Lars Holger Buesing, and Charles Blundell. 2020. Representation learning via invariant causal mechanisms. In *International Conference on Learning Representations*.
- Eric Nichols, Leo Gao, and Randy Gomez. 2020. Collaborative storytelling with large-scale neural language models. In *Proceedings of the 13th ACM SIGGRAPH Conference on Motion, Interaction and Games*, pages 1–10.
- OpenAI. 2022. ChatGPT. <https://chat.openai.com/>.
- OpenAI. 2023. GPT-4 Technical Report. *arXiv preprint arXiv:2303.08774*.
- Long Ouyang, Jeff Wu, Xu Jiang, Diogo Almeida, Carroll L. Wainwright, Pamela Mishkin, Chong Zhang, Sandhini Agarwal, Katarina Slama, Alex Ray, John Schulman, Jacob Hilton, Fraser Kelton, Luke Miller, Maddie Simens, Amanda Askell, Peter Welinder, Paul Christiano, Jan Leike, and Ryan Lowe. 2022. Training language models to follow instructions with human feedback.
- Liangming Pan, Alon Albalak, Xinyi Wang, and William Yang Wang. 2023. Logic-lm: Empowering large language models with symbolic solvers for faithful logical reasoning. *arXiv preprint arXiv:2305.12295*.
- Judea Pearl. 2009. *Causality*. Cambridge university press.
- Jonas Peters, Dominik Janzing, and Bernhard Schölkopf. 2017. *Elements of causal inference: foundations and learning algorithms*. The MIT Press.
- Jing Qian, Hong Wang, Zekun Li, Shiyang Li, and Xifeng Yan. 2022. Limitations of language models in arithmetic and symbolic induction. *arXiv preprint arXiv:2208.05051*.
- Alec Radford, Karthik Narasimhan, Tim Salimans, Ilya Sutskever, et al. 2018. Improving language understanding by generative pre-training.
- Donald B Rubin. 1974. Estimating causal effects of treatments in randomized and nonrandomized studies. *Journal of educational Psychology*, 66(5):688.
- John Schulman. 2023. Reinforcement learning from human feedback: Progress and challenges. In *Berkley Electrical Engineering and Computer Sciences*. URL: <https://eecs.berkeley.edu/research/colloquium/230419> [accessed 2023-11-15].
- Abigail See, Aneesh Pappu, Rohun Saxena, Akhila Yerukola, and Christopher D Manning. 2019. Do massively pretrained language models make better storytellers? *arXiv preprint arXiv:1909.10705*.
- Herbert A Simon. 1954. Spurious correlation: A causal interpretation. *Journal of the American statistical Association*, 49(267):467–479.
- Steven A Sloman and David Lagnado. 2015. Causality in thought. *Annual review of psychology*, 66:223–247.
- Zayne Sprague, Xi Ye, Kaj Bostrom, Swarat Chaudhuri, and Greg Durrett. 2023. Musr: Testing the limits of chain-of-thought with multistep soft reasoning. *arXiv preprint arXiv:2310.16049*.
- Oyvind Tafjord, Bhavana Dalvi Mishra, and Peter Clark. 2020. Proofwriter: Generating implications, proofs, and abductive statements over natural language. *arXiv preprint arXiv:2012.13048*.

- Hugo Touvron, Louis Martin, Kevin Stone, Peter Albert, Amjad Almahairi, Yasmine Babaei, Nikolay Bashlykov, Soumya Batra, Prajjwal Bhargava, Shrubhi Bhosale, et al. 2023. Llama 2: Open foundation and fine-tuned chat models. *arXiv preprint arXiv:2307.09288*.
- Lewis Tunstall, Edward Beeching, Nathan Lambert, Nazneen Rajani, Kashif Rasul, Younes Belkada, Shengyi Huang, Leandro von Werra, Cl  mentine Fourrier, Nathan Habib, et al. 2023. Zephyr: Direct distillation of Lm alignment. *arXiv preprint arXiv:2310.16944*.
- Miles Turpin, Julian Michael, Ethan Perez, and Samuel R Bowman. 2023. Language models don't always say what they think: Unfaithful explanations in chain-of-thought prompting. *arXiv preprint arXiv:2305.04388*.
- Ashish Vaswani, Noam Shazeer, Niki Parmar, Jakob Uszkoreit, Llion Jones, Aidan N Gomez, Łukasz Kaiser, and Illia Polosukhin. 2017. Attention is all you need. *Advances in neural information processing systems*, 30.
- Victor Veitch, Alexander D'Amour, Steve Yadlowsky, and Jacob Eisenstein. 2021. Counterfactual invariance to spurious correlations: Why and how to pass stress tests. *arXiv preprint arXiv:2106.00545*.
- Lei Wang, Wanyu Xu, Yihuai Lan, Zhiqiang Hu, Yunshi Lan, Roy Ka-Wei Lee, and Ee-Peng Lim. 2023. Plan-and-solve prompting: Improving zero-shot chain-of-thought reasoning by large language models. *arXiv preprint arXiv:2305.04091*.
- Xuezhi Wang, Jason Wei, Dale Schuurmans, Quoc Le, Ed Chi, Sharan Narang, Aakanksha Chowdhery, and Denny Zhou. 2022. Self-consistency improves chain of thought reasoning in language models. *arXiv preprint arXiv:2203.11171*.
- Jason Wei, Maarten Bosma, Vincent Y. Zhao, Kelvin Guu, Adams Wei Yu, Brian Lester, Nan Du, Andrew M. Dai, and Quoc V. Le. 2022a. [Finetuned language models are zero-shot learners](#).
- Jason Wei, Xuezhi Wang, Dale Schuurmans, Maarten Bosma, Fei Xia, Ed Chi, Quoc V Le, Denny Zhou, et al. 2022b. Chain-of-thought prompting elicits reasoning in large language models. *Advances in Neural Information Processing Systems*, 35:24824–24837.
- T Wu, M Tulio Ribeiro, J Heer, and D Weld. 2021. Polyjuice: Generating counterfactuals for explaining, evaluating, and improving models. In *Joint Conference of the 59th Annual Meeting of the Association for Computational Linguistics and the 11th International Joint Conference on Natural Language Processing (ACL-IJCNLP 2021)*.
- Fangzhi Xu, Qika Lin, Jiawei Han, Tianzhe Zhao, Jun Liu, and Erik Cambria. 2023. Are large language models really good logical reasoners? a comprehensive evaluation from deductive, inductive and abductive views. *arXiv preprint arXiv:2306.09841*.
- Linyi Yang, Jiazheng Li, Pdraig Cunningham, Yue Zhang, Barry Smyth, and Ruihai Dong. 2021. [Exploring the efficacy of automatically generated counterfactuals for sentiment analysis](#). In *Proceedings of the 59th Annual Meeting of the Association for Computational Linguistics and the 11th International Joint Conference on Natural Language Processing (Volume 1: Long Papers)*, pages 306–316, Online. Association for Computational Linguistics.
- Yuqing Yang, Ethan Chern, Xipeng Qiu, Graham Neubig, and Pengfei Liu. 2023. Alignment for honesty. *arXiv preprint arXiv:2312.07000*.
- Shunyu Yao, Dian Yu, Jeffrey Zhao, Izhak Shafran, Thomas L Griffiths, Yuan Cao, and Karthik Narasimhan. 2023a. Tree of thoughts: Deliberate problem solving with large language models. *arXiv preprint arXiv:2305.10601*.
- Yao Yao, Zuchao Li, and Hai Zhao. 2023b. Beyond chain-of-thought, effective graph-of-thought reasoning in large language models. *arXiv preprint arXiv:2305.16582*.
- Matej Ze  evic, Moritz Willig, Devendra Singh Dhama, and Kristian Kersting. 2023. Causal parrots: Large language models may talk causality but are not causal. *Transactions on Machine Learning Research*.
- Hanqing Zhang, Haolin Song, Shaoyu Li, Ming Zhou, and Dawei Song. 2023. A survey of controllable text generation using transformer-based pre-trained language models. *ACM Computing Surveys*, 56(3):1–37.
- Honghua Zhang, Liunian Harold Li, Tao Meng, Kai-Wei Chang, and Guy Van den Broeck. 2022. On the paradox of learning to reason from data. *arXiv preprint arXiv:2205.11502*.
- Ruiyi Zhang and Tong Yu. 2023. Understanding demonstration-based learning from a causal perspective. In *Proceedings of the 61st Annual Meeting of the Association for Computational Linguistics (Volume 2: Short Papers)*, pages 1465–1475.

A Prompts and Templates

We use general prompts and templates for experiments with *Direct* answering and zero-shot *CoT*. To facilitate answer matching, we instructed the model to respond using a template format, based on the approach of prompt modifications by Pan et al. (2023). The prompts for each task are as follows.

Addition (Direct):

Please act as a {{role}} and solve the math problem. Please directly answer with the format "The answer is «answer»" without any other information.

What is the sum of {{number1}} and {{number2}}?

Addition (CoT):

Please act as a {{role}} and solve the addition problem in the given template.

####

Question:

What is the sum of «number1» and «number2»?

Reasoning:

Let's add the two numbers digit by digit.

1. The ones place: «digit1»

2. The tens place: «digit2»

«other digits»

Answer:

Therefore, the final computed sum is «answer».

####

Question:

What is the sum of {{number1}} and {{number2}}?

Reasoning:

Multiplication (Direct):

Please act as a {{role}} and solve the math problem. Please directly answer with the format "The answer is «answer»" without any other information.

What is the product of {{number1}} and {{number2}}?

Multiplication (CoT):

Please act as a {{role}} and solve the product problem in the given template.

####

Question:

What is the product of «number1 such as 27» and «number2 such as 153»?

Reasoning:

Let's think step by step. «number2 153 has three digits, so that we can reason in three steps.»

1. «Multiply number1 27 by the ones place digit 3 of number2 153»

2. «Multiply number1 27 by the tens place digit 50 of number2 153»

«other digits of number2 if it has»

Answer:

Now, sum all the step results: «sum of the results».

So, the final computed product is «answer».

####

Question:

What is the product of {{number1}} and {{number2}}?

Reasoning:

GSM8K (Direct):

Please act as a {{role}} and solve the math problem. Please directly answer with the format "The answer is «answer»" without any other information.

{{question}}

GSM8K (CoT):

Please act as a {{role}} and solve the math problem step by step.

Question:

{{question}}

Reasoning:

Let's think step by step.

ProofWriter/FOLIO/LogiQA (Direct):

Your goal is to solve the logical reasoning problem. Given a context and a question, directly answer with the format "The correct option is: A/B/C" without any other information.

####

Context:

{{context}}

Question:

{{question}}

Options:

{{options}}

Instruction: ## Answer:

ProofWriter/FOLIO/LogiQA (CoT):

Please act as a {{role}} and reason step by step to solve the logical reasoning problem. Given a context and a question, explain your reasoning process and give the answer with the format "The correct option is: A/B/C".

####

Context:

{{context}}

Question:

{{question}}

Options:

{{options}}

Instruction:

Reasoning:

For LogiQA, the correct option is: A/B/C/D.

B SCM Models

The three random variables of Instruction, CoT, and Answer can form various structures of causal models. We first explain the basic concepts as follows.

Definition B.1 (Structural Causal Model) A

simple SCM \mathcal{G} with a graph $X \rightarrow Y$ consists of two random variables X and Y , following

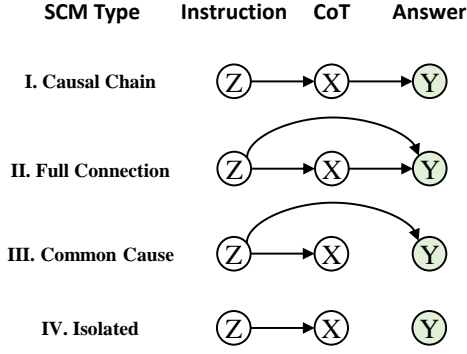


Figure 3: Potential structural causal models (SCMs) for chain-of-thought (CoT) in question-answering.

assignments

$$\begin{aligned} X &:= N_X, \\ Y &:= f_Y(X, N_Y), \end{aligned} \quad (5)$$

where the noise N_Y is independent of N_X .

We refer to the random variables X as the **cause** and Y as the **effect**. The graph $X \rightarrow Y$ indicates that X is a direct cause of Y .

Definition B.2 (Confounder of Variables) A SCM \mathcal{G} with a graph consists of three random variables X , Y , and Z , following assignments

$$\begin{aligned} X &:= f_X(Z, N_{XZ}) \\ Y &:= f_Y(Z, N_{YZ}), \end{aligned} \quad (6)$$

where the noise N_{YZ} is independent of N_{XZ} .

We refer to the random variable Z as the **confounder** of the random variables X and Y .

As shown in Figure 3, the random variables Instruction, CoT, and Answer can potentially be connected in four DAGs, each representing a type of SCM.

I. Causal chain is the ideal SCM that we anticipate LLMs to operate in, where the Answer Y is entirely determined by CoT X . The Instruction Z determines the CoT but NOT the Answer directly.

II. Full connection is the SCM that an auto-regressive LLM can mimic, where the left-to-right causal direction is supported by the causal attention mask (Vaswani et al., 2017) of the LLMs.

III. Common cause represents an SCM with a confounder Instruction Z , where the CoT X and Answer Y are not causally connected.

IV. Isolated answer denotes an extreme case of SCM, where the Answer Y is not influenced by either the Instruction Z or CoT X . This means the Answer is fully determined by the question directly.

Discussion. The SCM type I (causal chain) in Figure 3 represents the ideal reasoning process, where the reasoning steps (CoT) fully determine the Answer given a question. Other auxiliary information, such as task descriptions and demonstrations, do not influence the answer directly. In such a deterministic relation, we say the CoT *causes* the answer, and the CoT is the *only cause* of the answer.

The auto-regressive modeling of LLMs empowers the model with the full connection as the SCM type II in Figure 3, which is capable of simulating any sub-graph of the full SCM. The sub-graph could be any of the four DAGs in Figure 3, the type III represents an extreme case that CoTs and Answers are independently influenced by Instructions. Although CoT in LLMs mimics human step-by-step reasoning at the observational level, the statistical learning of pre-training may not catch the underlying causal structure behind the observation, resulting in superficial behavior-level simulation.

C Detailed Results

LLM	Method	Addition		Multiplication		GSM8K	ProofWriter	FOLIO	LogiQA	Avg.
		(6 digits)	(9 digits)	(2 digits)	(3 digits)					
Llama2-7B-Chat	Direct	0.618 *	0.108 *	0.242 *	0.008	0.060	0.382	0.392	0.390	0.275
	CoT	0.136	0.016	0.080	0.002	0.270 *	0.398	0.480	0.372	0.219
Llama2-70B-Chat	Direct	0.826 *	0.552 *	0.488 *	0.044	0.166	0.527	0.495	0.562	0.458
	CoT	0.592	0.452	0.146	0.032	0.562 *	0.523	0.500	0.548	0.419
GPT-3.5-Turbo	Direct	0.962 *	0.958 *	1.000 *	0.542 *	0.300	0.277	0.505	0.548 *	0.637
	CoT	0.674	0.372	0.848	0.450	0.748 *	0.518 *	0.574	0.465	0.581
GPT-4	Direct	0.996	0.986	0.964	0.488	0.496	0.552	0.701	0.702	0.736
	CoT	0.998	0.990	0.990	0.816 *	0.946 *	0.708 *	0.686	0.688	0.853

Table 6: LLMs with CoT show mixed results, improving accuracy in some tasks while reducing it in others. The asterisk ‘*’ indicates a statistical significance of p -value < 0.01 in McNemar’s test. All experiments are in zero-shot settings.

Addition (from GPT-3.5-Turbo)	ProofWriter (from GPT-4)
<p>Please act as a math teacher and solve the addition problem in the given template. ... #### # Question: What is the sum of 625126 and 542611? # Reasoning: Let’s add the two numbers digit by digit. 1. The ones place: $6 + 1 = 7$ 2. The tens place: $2 + 1 = 3$ 3. The hundreds place: $5 + 6 = 11$. Write down the 1 and carry over the 10. 4. The thousands place: $2 + 4 + 1$ (carried over) = 7 5. The ten thousands place: $6 + 5 = 11$. Write down the 1 and carry over the 10. 6. The hundred thousands place: $5 + 2 + 1$ (carried over) = 8 7. The millions place: 6 Answer: Therefore, the final computed sum is 1163737. (Both the process and final result are incorrect, the correct answer should be 1167737.)</p>	<p>Please act as a math teacher and reason step by step to solve the logical reasoning problem. ... #### # Context: Anne is furry. Anne is kind. Anne is nice. Anne is young. Bob is big. Bob is furry. Charlie is nice. Charlie is young. Dave is cold. Dave is kind. Dave is young. All cold, big people are furry. All big people are rough. All kind, big people are rough. If someone is nice and rough then they are kind. If Charlie is kind then Charlie is big. If someone is rough and kind then they are cold. Nice people are big. All rough, furry people are cold. Cold, nice people are big. # Question: Based on the above information, is the following statement true, false, or unknown? Charlie is furry. # Reasoning: Let’s break down the information given: 1. Charlie is nice and young. 2. If Charlie is kind then Charlie is big. 3. Nice people are big. So, Charlie is big. 4. If someone is nice and rough then they are kind. So, Charlie is kind. 5. If someone is rough and kind then they are cold. So, Charlie is cold. 6. All cold, big people are furry. So, Charlie is furry. Therefore, based on the given information, Charlie is furry. The correct option is: A) True. (Step 2 is mentioned but not actually used, step 4 and 5 miss their precondition of ‘Charlie is rough’, which can be derived from ‘All big people are rough’. The right answer is A.)</p>
<p>Multiplication (from GPT-4)</p> <p>Please act as a math teacher and solve the product problem in the given template. ... #### # Question: What is the product of 858 and 624? # Reasoning: Let’s think step by step. 624 has three digits, so that we can reason in three steps. 1. Multiply 858 by the ones place digit 4 of 624, which is 3432. 2. Multiply 858 by the tens place digit 2 of 624, which is 1716 after the result is multiplied by 10 (since 2 is in the tens place) which results in 17160. 3. Multiply 858 by the hundreds place digit 6 of 624, which is 5148 after the result is multiplied by 100 (since 6 is in the hundreds place) which results in 514800. Answer: Now, sum all the step results: $3432 + 17160 + 514800 = 533392$. So, the final computed product is 533392. (Error in the total calculation, the correct sum should be 535392.)</p>	

Figure 4: Three examples of CoT mistakes, where either the CoT is incorrect but the answer is correct, or the other way around. The red highlights the incorrect steps, with explanations provided at the end of each.

Intervention	Llama2-7B-Chat					
	Addition	Multiplication	GSM8K	ProofWriter	FOLIO	LogicQA
CoT	0.136	0.002	0.270	0.398	0.480	0.372
Test: If CoT causes Answer given constant Instruction?						
Controlled (w/ default setting)	0.120	0.002	0.280	0.400	0.510	0.335
Treated (w/ golden CoT) \uparrow	+0.052	+0.010	+0.518 *	+0.138 *	-	-
Treated (w/ random CoT) \downarrow	-0.014	-0.002	-0.164 *	-0.020	-0.020	+0.005
CoT $\xrightarrow{?}$ Answer	F	F	T	T	F	F
Test: If Instruction causes Answer given constant CoT?						
Controlled (w/ default setting)	0.120	0.002	0.280	0.400	0.510	0.335
Treated (w/ random role)	-0.018	+0.000	+0.002	+0.000	-0.005	-0.010
Treated (w/ random bias)	-0.116 *	+0.000	-0.084 *	-0.283 *	-0.324 *	-0.100 *
Controlled (w/ golden CoT)	0.172	0.012	0.798	0.538	-	-
Treated (w/ random role)	+0.084 *	+0.012	+0.040	+0.037	-	-
Treated (w/ random bias)	-0.172 *	+0.000	-0.070 *	-0.480 *	-	-
Instruction $\xrightarrow{?}$ Answer	T	F	T	T	T	T
Implied SCM Type	III	IV	II	II	III	III

Table 7: Intervening CoT to identify the causal relation between the CoT and Answer in Llama2-7B-Chat. The symbol ‘*’ denotes the average treatment effect (ATE) which is significant with a p -value less than 0.01.

Intervention	Llama2-70B-Chat					
	Addition	Multiplication	GSM8K	ProofWriter	FOLIO	LogicQA
CoT	0.592	0.032	0.562	0.523	0.500	0.548
Test: If CoT causes Answer given constant Instruction?						
Controlled (w/ default setting)	0.458	0.016	0.552	0.525	0.510	0.543
Treated (w/ golden CoT) ↑	-0.126 *	+0.180 *	+0.356 *	+0.092 *	-	-
Treated (w/ random CoT) ↓	-0.062 *	+0.012	-0.032	-0.025 *	-0.044	+0.002
CoT $\xrightarrow{?}$ Answer	T	T	T	T	F	F
Test: If Instruction causes Answer given constant CoT?						
Controlled (w/ default setting)	0.458	0.016	0.552	0.525	0.510	0.543
Treated (w/ random role)	+0.064 *	+0.014	-0.012	+0.000	+0.000	+0.000
Treated (w/ random bias)	-0.036	+0.018	-0.024	-0.008	+0.000	+0.000
Controlled (w/ golden CoT)	0.332	0.196	0.908	0.617	-	-
Treated (w/ random role)	+0.102 *	-0.008	+0.016	-0.047 *	-	-
Treated (w/ random bias)	-0.304 *	-0.052 *	-0.224 *	-0.208 *	-	-
Instruction $\xrightarrow{?}$ Answer	T	T	T	T	F	F
Implied SCM Type	II	II	II	II	IV	IV

Table 8: Intervening CoT to identify the causal relation between the CoT and Answer in *Llama2-70B-Chat*. The symbol ‘*’ denotes the average treatment effect (ATE) which is significant with a p-value less than 0.01.

Intervention	GPT-4					
	Addition	Multiplication	GSM8K	ProofWriter	FOLIO	LogicQA
CoT	0.998	0.816	0.946	0.708	0.686	0.688
Test: If CoT causes Answer given constant Instruction?						
Controlled (w/ default setting)	1.000	0.858	0.948	0.708	0.686	0.685
Treated (w/ golden CoT) ↑	+0.000	+0.062 *	+0.052 *	+0.285 *	-	-
Treated (w/ random CoT) ↓	-0.006	-0.818 *	-0.016	-0.082 *	-0.049	-0.002
CoT $\xrightarrow{?}$ Answer	F	T	T	T	F	F
Test: If Instruction causes Answer given constant CoT?						
Controlled (w/ default setting)	1.000	0.858	0.948	0.708	0.686	0.685
Treated (w/ random role)	+0.000	-0.004	-0.002	+0.000	+0.000	+0.002
Treated (w/ random bias)	-0.174 *	-0.010	-0.002	-0.005	-0.015	-0.010
Controlled (w/ golden CoT)	1.000	0.920	1.000	0.993	-	-
Treated (w/ random role)	-0.002	+0.002	+0.000	-0.007	-	-
Treated (w/ random bias)	-0.154 *	-0.026	-0.006	-0.060 *	-	-
Instruction $\xrightarrow{?}$ Answer	T	F	F	T	F	F
Implied SCM Type	III	I	I	II	IV	IV

Table 9: Intervening CoT to identify the causal relation between the CoT and Answer in *GPT-4*. The symbol ‘*’ denotes the average treatment effect (ATE) which is significant with a p-value less than 0.01.

Superficial features in CoT

Question: Your goal is to reason step by step to solve the logical reasoning problem. Given a context and a question, explain your reasoning process and give the answer with the format “\n\nThe correct option is: A/B/C”.

Context:
Bob is not round. Charlie is furry. Charlie is nice. Charlie is smart. Erin is red. Fiona is furry. Fiona is young. All red people are not round. Red people are not blue. All young people are furry. If Erin is red and Erin is not round then Erin is nice. If someone is round and nice then they are not young. All smart people are young. Nice people are smart.”

Question: Based on the above information, is the following statement true, false, or unknown? Erin is furry.

Options:
A) True B) False C) Unknown

Instruction:
Reasoning:

Answer: First, let’s analyze the given information:
- Erin is red.
- All red people are not round.
- If Erin is red and Erin is not round then Erin is nice.
- All young people are furry.
- All smart people are young.
- Nice people are smart.
From the given information, we can conclude that Erin is not round, and she is nice. Since all red people are not round and Erin is red, it follows that Erin is not round. Additionally, if Erin is red and not round, then she is nice. Therefore, Erin is nice.
Now, based on the information that **all young people are furry, and Erin is red, we can conclude that Erin is furry.**
Therefore, the statement “Erin is furry” is true.
The correct option is: A) True

Figure 5: An example of an erroneous CoT that relies on superficial features to deduce the right conclusion. The text in **red** underscores the flawed logic, omitting two essential preliminary steps: “Nice people are smart. So, Erin is smart.” and “All smart people are young. So, Erin is young.”

Intervention	GPT-3.5-Turbo (2-Shot)					
	Addition	Multiplication	GSM8K	ProofWriter	FOLIO	LogicQA
CoT	0.576	0.650	0.754	0.553	0.549	0.508
Test: If CoT causes Answer given constant Instruction?						
Controlled (w/ default setting)	0.638	0.634	0.754	0.537	0.569	0.515
Treated (w/ golden CoT) ↑	-0.128 *	+0.042 *	+0.246 *	+0.263 *	-	-
Treated (w/ random CoT) ↓	+0.062 *	-0.634 *	-0.748 *	-0.245 *	-0.265 *	-0.043 *
CoT $\xrightarrow{?}$ Answer	F	T	T	T	T	T
Test: If Instruction causes Answer given constant CoT?						
Controlled (w/ default setting)	0.638	0.634	0.754	0.537	0.569	0.515
Treated (w/ random role)	-0.002	+0.002	+0.000	+0.000	-0.005	-0.002
Treated (w/ random bias)	-0.112 *	+0.066 *	+0.000	-0.107 *	-0.088 *	-0.010
Controlled (w/ golden CoT)	0.510	0.676	1.000	0.800	-	-
Treated (w/ random role)	+0.006	+0.002	+0.000	-0.042 *	-	-
Treated (w/ random bias)	-0.012	+0.070 *	+0.000	-0.362 *	-	-
Instruction $\xrightarrow{?}$ Answer	T	T	F	T	T	F
Implied SCM Type	III	II	I	II	II	I

Table 10: Interventions to identify the causes of the Answer in *GPT-3.5-Turbo with 2-Shot*.

Intervention	GPT-3.5-Turbo (4-Shot)					
	Addition	Multiplication	GSM8K	ProofWriter	FOLIO	LogicQA
CoT	0.380	0.670	0.744	0.568	0.618	0.500
Test: If CoT causes Answer given constant Instruction?						
Controlled (w/ default setting)	0.354	0.672	0.744	0.568	0.603	0.502
Treated (w/ golden CoT) ↑	+0.016	+0.000	+0.256 *	+0.270 *	-	-
Treated (w/ random CoT) ↓	+0.012	-0.672 *	-0.740 *	-0.232 *	-0.235 *	-0.022
CoT $\xrightarrow{?}$ Answer	F	T	T	T	T	F
Test: If Instruction causes Answer given constant CoT?						
Controlled (w/ default setting)	0.354	0.672	0.744	0.568	0.603	0.502
Treated (w/ random role)	-0.004	-0.004	+0.000	+0.007	+0.010	+0.000
Treated (w/ random bias)	+0.008	+0.058 *	+0.000	-0.075 *	-0.123 *	-0.002
Controlled (w/ golden CoT)	0.370	0.672	1.000	0.838	-	-
Treated (w/ random role)	+0.000	+0.002	+0.000	-0.003	-	-
Treated (w/ random bias)	+0.052	+0.066 *	+0.000	-0.348 *	-	-
Instruction $\xrightarrow{?}$ Answer	F	T	F	T	T	F
Implied SCM Type	IV	II	I	II	II	IV

Table 11: Interventions to identify the causes of the Answer in *GPT-3.5-Turbo with 4-Shot*.

Intervention	GPT-3.5-Turbo (8-Shot)					
	Addition	Multiplication	GSM8K	ProofWriter	FOLIO	LogicQA
CoT	0.456	0.636	0.772	0.567	0.608	0.512
Test: If CoT causes Answer given constant Instruction?						
Controlled (w/ default setting)	0.414	0.650	0.772	0.577	0.603	0.512
Treated (w/ golden CoT) ↑	+0.006	+0.036 *	+0.228 *	+0.262 *	-	-
Treated (w/ random CoT) ↓	+0.046 *	-0.648 *	-0.766 *	-0.272 *	-0.186 *	-0.035 *
CoT $\xrightarrow{?}$ Answer	F	T	T	T	T	T
Test: If Instruction causes Answer given constant CoT?						
Controlled (w/ default setting)	0.414	0.650	0.772	0.577	0.603	0.512
Treated (w/ random role)	+0.000	+0.000	+0.000	-0.003	+0.010	+0.000
Treated (w/ random bias)	+0.058	+0.076 *	+0.000	-0.190 *	-0.152 *	-0.008
Controlled (w/ golden CoT)	0.420	0.686	1.000	0.838	-	-
Treated (w/ random role)	+0.000	+0.002	+0.000	-0.003	-	-
Treated (w/ random bias)	+0.076 *	+0.080 *	+0.000	-0.393 *	-	-
Instruction $\xrightarrow{?}$ Answer	T	T	F	T	T	F
Implied SCM Type	III	II	I	II	II	I

Table 12: Interventions to identify the causes of the Answer in *GPT-3.5-Turbo with 8-Shot*.

Intervention	Addition				Multiplication			
	0-Shot	4-Shot	8-Shot	16-Shot	0-Shot	4-Shot	8-Shot	16-Shot
CoT	0.674	0.380	0.456	0.468	0.450	0.670	0.636	0.648
Test: If CoT causes Answer given constant Instruction?								
Controlled (w/ default setting)	0.782	0.354	0.414	0.410	0.454	0.672	0.650	0.672
Treated (w/ golden CoT) \uparrow	-0.014	+0.016	+0.006	+0.002	+0.184 *	+0.000	+0.036 *	+0.016
Treated (w/ random CoT) \downarrow	-0.018	+0.012	+0.046 *	+0.116 *	-0.454 *	-0.672 *	-0.648 *	-0.672 *
CoT $\xrightarrow{?}$ Answer	F	F	T	T	T	T	T	T
Test: If Instruction causes Answer given constant CoT?								
Controlled (w/ default setting)	0.782	0.354	0.414	0.410	0.454	0.672	0.650	0.672
Treated (w/ random role)	-0.126 *	-0.004	+0.000	+0.004	+0.008	-0.004	+0.000	-0.004
Treated (w/ random bias)	-0.554 *	+0.008	+0.058	+0.024	-0.042	+0.058 *	+0.076 *	+0.078 *
Controlled (w/ golden CoT)	0.768	0.370	0.420	0.412	0.638	0.672	0.686	0.688
Treated (w/ random role)	-0.142 *	+0.000	+0.000	+0.000	+0.010	+0.002	+0.002	+0.000
Treated (w/ random bias)	-0.570 *	+0.052	+0.076 *	+0.052	-0.154 *	+0.066 *	+0.080 *	+0.074 *
Instruction $\xrightarrow{?}$ Answer	T	F	T	F	T	T	T	T
Implied SCM Type	III	IV	II	I	II	II	II	II

Table 13: Interventions to identify the causes of the Answer in *GPT-3.5-Turbo* with n -shot, where the ICL examples have a significant impact on the Addition task, altering its implied SCM types.

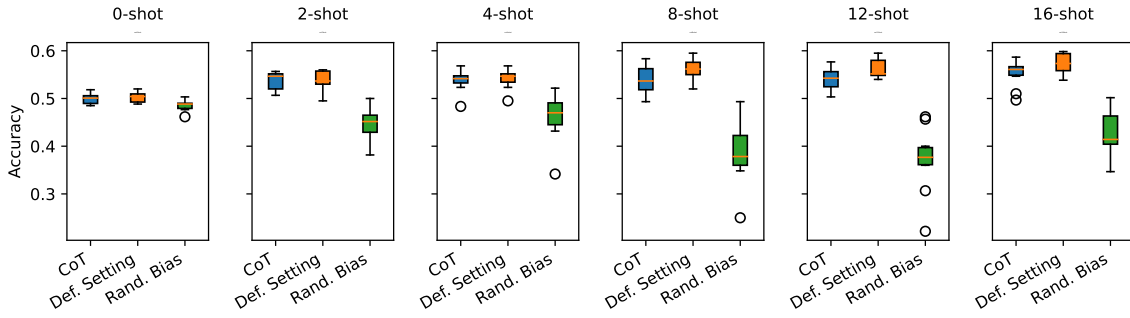


Figure 6: Impact of ICL (n -shot) on the accuracy and the treatment effect of random bias, where the demonstration examples enhance the results but also introduce variance, and the treatment effect is especially influenced by the number of examples. The rise in both accuracy and variance indicates a trend that aligns with prior research on demonstrations (Zhang and Yu, 2023).

Intervention	Mistral-7B-Base (4-Shot)					
	Addition	Multiplication	GSM8K	ProofWriter	FOLIO	LogicQA
CoT	0.002	0.176	0.434	0.403	0.412	0.450
Test: If CoT causes Answer given constant Instruction?						
Controlled (w/ default setting)	0.002	0.176	0.434	0.510	0.422	0.443
Treated (w/ golden CoT) \uparrow	+0.000	+0.152 *	+0.566 *	+0.345 *	-	-
Treated (w/ random CoT) \downarrow	+0.012	-0.176 *	-0.426 *	-0.163 *	+0.034	-0.040 *
CoT $\xrightarrow{?}$ Answer	F	T	T	T	F	T
Test: If Instruction causes Answer given constant CoT?						
Controlled (w/ default setting)	0.002	0.176	0.434	0.510	0.422	0.443
Treated (w/ random role)	+0.000	+0.000	+0.000	-0.005	+0.000	+0.000
Treated (w/ random bias)	-0.002	-0.012	-0.010	-0.448 *	-0.103 *	+0.000
Controlled (w/ golden CoT)	0.002	0.328	1.000	0.855	-	-
Treated (w/ random role)	+0.000	-0.002	+0.000	+0.008	-	-
Treated (w/ random bias)	+0.016	-0.014	-0.012	-0.717 *	-	-
Instruction $\xrightarrow{?}$ Answer	F	F	F	T	T	F
Implied SCM Type	IV	I	I	II	III	I

Table 14: Interventions to identify the causes of the Answer in *Mistral-7B-Base* (4-Shot).

Intervention	Mistral-7B-SFT (4-Shot)					
	Addition	Multiplication	GSM8K	ProofWriter	FOLIO	LogicQA
CoT	0.008	0.046	0.492	0.375	0.490	0.388
Test: If CoT causes Answer given constant Instruction?						
Controlled (w/ default setting)	0.030	0.052	0.484	0.377	0.240	0.460
Treated (w/ golden CoT) ↑	-0.002	+0.134 *	+0.510 *	+0.378 *	-	-
Treated (w/ random CoT) ↓	+0.014	-0.048 *	-0.470 *	+0.003	+0.054	-0.023
CoT $\xrightarrow{?}$ Answer	F	T	T	T	F	F
Test: If Instruction causes Answer given constant CoT?						
Controlled (w/ default setting)	0.030	0.052	0.484	0.377	0.240	0.460
Treated (w/ random role)	-0.002	+0.000	-0.002	+0.002	-0.039	-0.022 *
Treated (w/ random bias)	-0.030 *	-0.030 *	-0.046 *	-0.088 *	-0.083 *	-0.105 *
Controlled (w/ golden CoT)	0.028	0.186	0.994	0.755	-	-
Treated (w/ random role)	+0.002	-0.002	+0.000	-0.045 *	-	-
Treated (w/ random bias)	-0.026 *	-0.096 *	-0.090 *	-0.665 *	-	-
Instruction $\xrightarrow{?}$ Answer	T	T	T	T	T	T
Implied SCM Type	III	II	II	II	III	III

Table 15: Interventions to identify the causes of the Answer in *Mistral-7B-SFT (4-Shot)*.

Intervention	Mistral-7B-DPO (4-Shot)					
	Addition	Multiplication	GSM8K	ProofWriter	FOLIO	LogicQA
CoT	0.000	0.012	0.326	0.322	0.520	0.470
Test: If CoT causes Answer given constant Instruction?						
Controlled (w/ default setting)	0.000	0.010	0.324	0.310	0.397	0.485
Treated (w/ golden CoT) ↑	+0.004	+0.048 *	+0.522 *	+0.238 *	-	-
Treated (w/ random CoT) ↓	+0.008	-0.006	-	+0.000	-0.049	-0.058 *
CoT $\xrightarrow{?}$ Answer	F	T	T	T	F	T
Test: If Instruction causes Answer given constant CoT?						
Controlled (w/ default setting)	0.000	0.010	0.324	0.310	0.397	0.485
Treated (w/ random role)	+0.000	+0.000	+0.000	-0.007	-0.054	-0.008
Treated (w/ random bias)	+0.002	-0.006	-0.028	-0.035	-0.034	-0.145 *
Controlled (w/ golden CoT)	0.004	0.058	0.846	0.548	-	-
Treated (w/ random role)	+0.002	+0.000	-0.004	+0.003	-	-
Treated (w/ random bias)	+0.018	-0.010	-0.112 *	-0.200 *	-	-
Instruction $\xrightarrow{?}$ Answer	F	F	T	T	F	T
Implied SCM Type	IV	I	II	II	IV	II

Table 16: Interventions to identify the causes of the Answer in *Mistral-7B-DPO (4-Shot)*.