

EHRNoteQA: A Patient-Specific Question Answering Benchmark for Evaluating Large Language Models in Clinical Settings

Sunjun Kweon^{1*}, Jiyou Kim^{1*}, Heeyoung Kwak^{2,3}, Dongchul Cha^{2,4}

Hangyul Yoon¹, Kwanghyun Kim⁵, Seunghyun Won⁶, Edward Choi¹

KAIST¹ NAVER Digital Healthcare LAB² Naver Cloud³

NAVER Healthcare LAB⁴, Ewha Womans University College of Medicine⁵

Seoul National University Bundang Hospital⁶

{sean0042, jiyou.kim, hangyulmd, edwardchoi}@kaist.ac.kr

{heeyoung.kwak, d.cha}@navercorp.com, {khkim.uro, shwon0213}@gmail.com

Abstract

This study introduces **EHRNoteQA**, a novel patient-specific question answering benchmark tailored for evaluating Large Language Models (LLMs) in clinical environments. Based on MIMIC-IV Electronic Health Record (EHR) (Johnson et al., 2023), a team of three medical professionals has curated the dataset comprising 962 unique questions, each linked to a specific patient’s EHR clinical notes. What makes EHRNoteQA distinct from existing EHR-based benchmarks is as follows: Firstly, it is the first dataset to adopt a multi-choice question answering format, a design choice that effectively evaluates LLMs with reliable scores in the context of automatic evaluation, compared to other formats. Secondly, it requires an analysis of multiple clinical notes to answer a single question, reflecting the complex nature of real-world clinical decision-making where clinicians review extensive records of patient histories. Our comprehensive evaluation on various large language models showed that their scores on EHRNoteQA correlate more closely with their performance in addressing real-world medical questions evaluated by clinicians than their scores from other LLM benchmarks. This underscores the significance of EHRNoteQA in evaluating LLMs for medical applications and highlights its crucial role in facilitating the integration of LLMs into healthcare systems. The dataset will be made available to the public under PhysioNet credential access¹, promoting further research in this vital field.

1 Introduction

The advance of generative Large Language Models (LLMs), exemplified by the GPT series (Brown et al., 2020; Ouyang et al., 2022; OpenAI, 2023) and open-source models such as LLaMA (Touvron et al., 2023a,b), has significantly progressed the

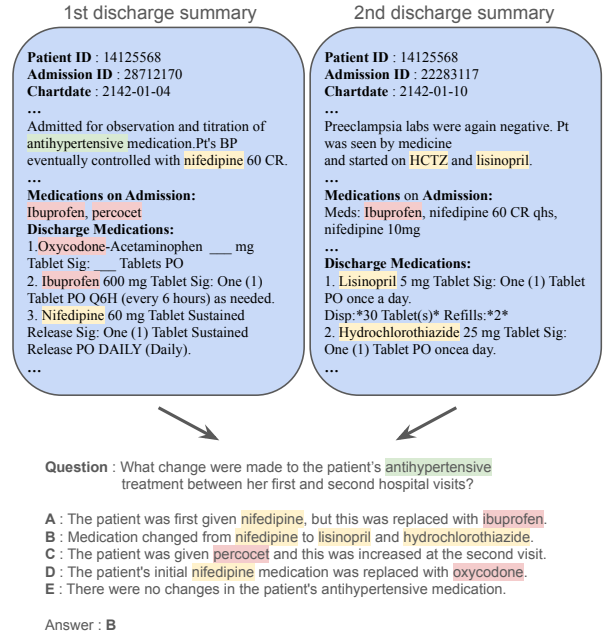


Figure 1: For each patient record, **EHRNoteQA** consists of all discharge summaries across multiple admissions, a clinically relevant question formulated to reflect clinician inquiries, multi-choice answer options, and the correct answer.

field of LLM research. These models exhibit comprehensive world knowledge, reasoning capabilities, and fluent language generation, paving the way for their potential integration into healthcare (Casella et al., 2023; Eysenbach et al., 2023; Patel and Lam, 2023; Javaid et al., 2023). Still, there remains a significant challenge in their application due to the lack of specialized benchmarks for evaluating LLMs in clinical environments.

Existing clinical benchmarks for LLMs (Jin et al., 2019; Hendrycks et al., 2020; Jin et al., 2021; Pal et al., 2022) primarily focus on general medical questions derived from either medical exams or biomedical articles. These benchmarks, while effective in assessing LLMs’ clinical reasoning ca-

* Equal contribution

¹<https://physionet.org>

Dataset	Questions	Documents	Patients	Source	Answer Type	Single/Multiple Documents
Raghavan et al. (2018)	5,696	71	71	Clinical Notes (Cleveland Clinic)	Text Span	Single
Pampari et al. (2018)	73,111	303	303	Discharge Summaries (n2c2)	Text Span	Single
Fan (2019)	245	138	138	Discharge Summaries (n2c2)	Text Span	Single
Yue et al. (2020)	50	-	-	Clinical Notes (MIMIC-III)	Text Span	Single
Yue et al. (2021)	1,287	36	36	Clinical Notes (MIMIC-III)	Text Span	Single
Soni et al. (2022)	3,074	1,009	100	Radiology Notes (MIMIC-III)	Text Span	Single
Lehman et al. (2022)	2,029	114	114	Discharge Summaries (MIMIC-III)	No Answer	Single
Moon et al. (2023)	96,939	505	505	Discharge Summaries (n2c2)	Text Span	Single
Fleming et al. (2023)	983	37,264	276	EHRs (Stanford University)	Free Text	Single
EHRNoteQA (ours)	962	1,659	962	Discharge Summaries (MIMIC-IV)	Multi Choice	Multiple

Table 1: Comparison of **EHRNoteQA** with existing patient-specific benchmarks on EHRs. EHRNoteQA stands out as the first dataset to implement a multi-choice question answering format, enabling reliable and accurate automatic evaluation. It is also unique in explicitly demanding the use of two or more clinical notes for answering a question.

pabilities, often fall short in capturing the complexities inherent in individual patient cases. Our study aims to fill this gap by building a patient-specific LLM benchmark, to address queries based on patients’ Electronic Health Records (EHRs).

In this study, we present **EHRNoteQA**, the first dataset for patient-specific, multi-choice question answering dataset derived from EHR clinical notes. This dataset, leveraging the publicly available MIMIC-IV EHR database (Johnson et al., 2023), was initially created using GPT-4 and thoroughly reviewed and refined by a team of three clinicians to ensure both accuracy and clinical relevance. EHRNoteQA includes 962 unique questions, each linked to patient-specific clinical notes, specifically discharge summaries, that occurred during multiple admissions. The dataset demands the examination of multiple notes to formulate accurate answers (refer to Figure 1), mirroring the complex nature of real-world medical decision-making where clinicians gather information across a patient’s accumulated hospitalization record.

Using EHRNoteQA, we conduct experiments with diverse large language models to show its effectiveness as an EHR-based benchmark for LLMs. We start by examining the rationale behind adopting a multiple-choice format for question answering, as opposed to the free-text format which is more common in clinical environments. In practice, when clinicians use LLMs in medical settings, they are unlikely to present the model with predefined answer options as done in a multiple-choice format. Despite this deviation from practical usage, our experiment results indicated that the multiple-choice format yields a more consistent and reliable outcome for automatic evaluation when compared to the free-text approach. Furthermore, we conduct additional tests to see if our dataset can reflect how clinicians evaluate LLMs in actual clinical

scenarios. To do this, three clinicians evaluated and ranked the models using a dataset² that is comprised of open-ended clinical questions sourced from real clinical environments. We then compared these rankings with those derived from existing benchmarks and EHRNoteQA. Our results revealed a notable alignment between the model rankings from EHRNoteQA, and those from the clinician-led evaluation using real-world clinical questions. In conclusion, among benchmarks currently available for evaluating LLMs, our dataset stands out with its ability to provide a reliable evaluation that mirrors closely the actual assessments of clinicians.

2 Related Works

While there have been several initiatives towards creating patient-specific question answering datasets using Electronic Health Records (EHRs), each of these works comes with its own set of limitations. For instance, Raghavan et al. (2018) has first built a question answering dataset annotated by medical students based on EMR, but it is not open to public. Pampari et al. (2018) generated a clinical note reading comprehension dataset using the i2b2 dataset (Uzuner et al., 2008; Uzuner, 2009; Uzuner et al., 2010, 2011), with questions based on pre-defined templates related to medical entities. However, this approach limits the diversity of questions. Fan (2019) generated why-QAs on clinical notes by identifying sentences with ‘because’ or ‘due to’, then splitting these sentences into questions and answers, but this method’s limitation is that both question and answer are derived from the same sentence, failing to mirror the complexity of

²Note that we utilized DiSCQ (Lehman et al., 2022), which only contains questions from actual doctors, but not the answers. Therefore it cannot be used as a proper LLM benchmark unless evaluated directly by the clinicians.

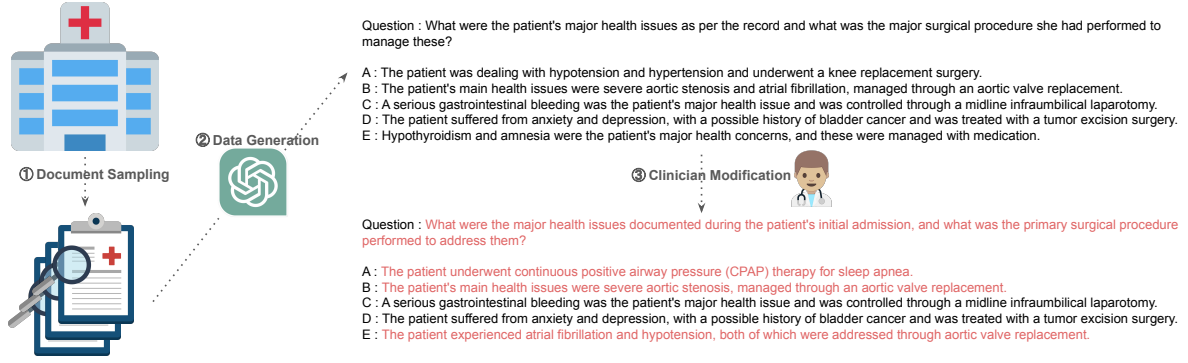


Figure 2: An overview of the construction process for the **EHRNoteQA** dataset, which involves three key stages: 1) Sampling Clinical Notes from MIMIC-IV database, 2) Data Generation using GPT-4, and 3) Modifications by Clinicians.

real-world clinical inquiries.

Subsequently, [Yue et al. \(2020\)](#) introduced a QA dataset using MIMIC-III ([Johnson et al., 2016](#)) clinical notes, but the size is small and not publicly available. [Yue et al. \(2021\)](#) constructed multiple QA pairs built upon MIMIC-III clinical notes, but around 75% were generated by a pre-defined text span as the answer and creating a question based on it, leading to contextually limited questions. [Soni et al. \(2022\)](#) proposed a physician-annotated QA dataset on radiology reports with the answer existing as a text span. [Lehman et al. \(2022\)](#) created a trigger-based question dataset from MIMIC-III discharge summaries, but without its annotated answers. [Moon et al. \(2023\)](#) developed a dataset focusing on drug-reasoning questions with answers comprising multiple clinical entities, but were constrained by template-based generation. Lastly, [Fleming et al. \(2023\)](#) proposed a patient-specific EHR QA dataset using instructions from clinicians, but the answers were in free-text format, lacking an accurate and reliable evaluation method without clinician evaluation. Moreover, 80% of their data consisted of context lengths longer than 32k tokens, exceeding the capacity of current LLMs.

As specified in Table 1, these studies predominantly use textual spans from clinical notes as answers and evaluated models through F1 and Exact Match scores. While this method is suitable for extractive models such as BERT ([Devlin et al., 2019](#)), it is less effective for generative large language models that provide more detailed and complex responses ([Kamalloo et al., 2023](#)). Furthermore, confining answers to text span restricts the ability to craft in-depth questions necessary in real medical settings. Such settings often require collecting in-

formation from numerous clinical segments within and across documents. Even in cases where the answer exists as multiple text spans, this does not fulfill the need in real-world applications for a complete, single response. Other datasets face their own challenges: either lacking annotated answers ([Lehman et al., 2022](#)) or providing answers in free text ([Fleming et al., 2023](#)), which complicates evaluation due to subjectivity and the need for human review, often involving clinicians. This poses a significant challenge, as consistent clinician-led evaluation is both costly and time-consuming.

In our work, we propose a patient-specific EHR QA dataset on MIMIC-IV discharge summaries ([Johnson et al., 2023](#)), inspected by clinicians and reflecting real-world medical scenarios. Our dataset is unique in requiring references to two or more clinical notes to answer a single question. Moreover by employing a multi-choice format, our dataset serves as a clinical benchmark that enables accurate and consistent automatic evaluation of LLMs.

3 Data Construction

In this section, we describe the construction of the EHRNoteQA dataset, which consists of three main phases: Document Sampling (Section 3.1), Question-Answer Generation (Section 3.2), and Clinician Modification (Section 3.3). Figure 2 shows an overview of our EHRNoteQA construction process.

3.1 Document Sampling

For the construction of EHRNoteQA, we utilized clinical notes sourced from the MIMIC-IV (Medical Information Mart for Intensive Care IV) EHR

Category		MIMIC-IV		Final (Sampled)	
Level	# D.S.	# Patients	# Tokens	# Patients	# Tokens
1	1	38,926	1,819	264 (275)	1,787
	2	437	2,147	265 (275)	2,146
2	1	44,645	3,514	145 (150)	3,501
	2	14,176	4,470	144 (150)	4,581
	3	1,161	4,956	144 (150)	5,030
Total		99,345	-	962 (1000)	-

Table 2: Quantitative analysis of patient counts and average token length per admission in Level 1 and Level 2 of the MIMIC-IV dataset and **EHRNoteQA**. Values in parentheses denote the initially sampled patient counts. *D.S.* indicates Discharge Summaries.

database (Johnson et al., 2023), a rich source of real patient records from Beth Israel Hospital spanning from 2008 to 2019. Specifically, we formulated our data using discharge summaries, which are detailed records prepared when a patient is discharged from the hospital. These summaries are crucial for clinical note question answering, as they encapsulate the extensive information generated from a patient’s admission to discharge.

The MIMIC-IV database encompasses 331,794 discharge summaries for 145,915 unique patients, with an average of 2.3 notes per patient. However, these summaries are typically lengthy, with the average length of all discharge summaries for a patient being around 8k tokens. This presents a challenge for current LLMs, as only a limited number of them can process contexts that exceed 8,000 tokens, making it difficult to handle such extensive clinical notes.

To address this challenge while incorporating lengthy notes into our data, we initially reduced the overall length of the notes without altering their content or structure. By minimizing excessive white spaces, such as removing spaces or tabs around newlines, we achieved an average reduction of 10% in note length. Subsequently, we categorized patients into two levels based on the length of their clinical notes, ensuring compatibility with the processing capabilities of existing LLMs. The first level (Level 1) consists of patients whose cumulative note length in the database does not exceed 3,500 tokens, aligning with models designed to process up to 4k tokens. The second level (Level 2) is for patients whose notes consist of 3,500 tokens to 7,500 tokens, suitable for models that can handle up to 8k tokens.

As shown in Table 2, the first category encompasses instances involving one to two hospital ad-

missions, as indicated by the number of discharge summaries, whereas the second category can accommodate cases of one to three admissions. The remaining cases, which require models capable of handling extremely long context lengths, are not covered in this study. For the construction of the EHRNoteQA dataset, we randomly selected 1,000 patients—550 from Level 1 and 450 from Level 2—and prepared their discharge summaries for the next step.

3.2 Question-Answer Generation

Based on the documents selected as described in Section 3.1, we aimed to construct a question-answering dataset that closely emulates the types of questions a clinician would ask in a real-world clinical context, while also operating as a reliable performance indicator. To achieve this, we employed GPT-4 (OpenAI, 2023)³ to generate a dataset for multi-choice question answering, utilizing the clinical notes from each patient. This involved designing five answer choices for each question: one correct answer and four distractors. To ensure the generated data met our objectives, we closely collaborated with clinicians during the prompt tuning phase.

The question-answer generation process unfolded in two primary steps. Initially, we provided GPT-4 with the patients’ discharge summaries to generate clinically meaningful questions that can be answered within the given text. This step was crucial not only for generating clinically relevant questions but also for creating questions with clear answers. In the subsequent step, we re-inputted the discharge summaries along with the formulated questions into GPT-4, in order to extract a set of answer choices for each question: one correct and four incorrect choices, along with the correct answer index.

The decision to employ a two-step approach, instead of a more straightforward single-step process, was a deliberate decision made through iterative refinement of question and answer generation prompts by incorporating extensive feedback from medical professionals. Collaborative insights from these clinicians underscored that this two-step methodology not only yielded questions and answer choices that were more realistic and ac-

³To conduct experiments with MIMIC-IV data alongside online API-based language models such as GPT, we carried out our work on Azure’s HIPAA-compliant platform, in accordance with the regulations set by PhysioNet.

Category	Example	Percentage
Treatment	What was the treatment provided for the patient’s left breast cellulitis during her second admission?	19%
Assessment	What was the change in the patient’s left knee condition from the first hospital admission to the second one?	20%
Problem	What was the patient’s chief complaints and major surgical procedures carried out during his admissions in 2167 and 2176?	22%
Etiology	What is the most probable cause of the patient’s diarrhea during her admission?	10%
Sign/Symptom	What were the main presenting symptoms during the patient’s first recorded hospital visit?	5%
Vitals	What was the range of the patient’s blood pressure during her second hospital stay?	9%
Others	Was the patient’s pregnancy full-term during her second recorded admission, and why was a cesarean section required?	5%

Table 3: Distribution of question categories across 100 sampled questions from EHRNotQA, including examples.

curate but also ensured that the incorrect options were sophisticated enough to avoid being trivially dismissible. The sample data generated using this approach with GPT-4 is illustrated in Figure 2. To support reproducibility, we have disclosed the specific model used, its associated costs, and the exact prompts in the Appendix A.

3.3 Clinician Modification

Despite incorporating feedback from clinicians during the prompt tuning phase of GPT-4’s question-answer generation, the machine-generated data still exhibited certain imperfections. These included questions that were trivial or uncharacteristic of those typically asked by real clinicians, as well as incorrect or irrelevant answers, and overly simplistic incorrect answer choices. To address these issues, a refinement phase was conducted involving three doctors over a period of two months, reviewing all 1,000 QA data points generated in Section 3.2. The modifications consist of:

Data Removal: Instances where GPT-4 produced questions that are too trivial or unrepresentative of typical clinical inquiries were identified and removed by the doctors. A total of 38 data points were removed from the dataset of 1,000 entries.

Question Revision: Questions that were clinically meaningful but unclear, overly detailed, or not in the typical format of clinicians’ inquiries were directly revised. In total, 206 out of the 1,000 questions were modified by the doctors.

Correct Answer Choice Revision: In cases where the generated correct answers were found to be incorrect and unclear, revisions were made to ensure the answers were completely correct, leaving no aspect of the question unanswered. A total of 338 out of 1,000 correct answers were modified.

Increasing the Difficulty of Incorrect Answer Choices: If the incorrect answer choices included content not present in the clinical notes, they were revised to be plausible distractors, instead of being straightforwardly incorrect options. Out of the 4,000 wrong answers (1,000 questions with

4 wrong answers each), 962 were revised.

Our final dataset, refined by clinicians, now consists of 962 unique questions, each linked to a specific patient. The final patient counts corresponding to each level are indicated in Table 2.

We conduct further analysis of our dataset, by categorizing the question content types according to the question classification scheme proposed by Lehman et al. (2022). This categorization process was carried out on a subset of 100 questions and conducted by the authors. The distribution of question content types, as presented in Table 3, shows that our dataset encompasses a comprehensive representation of data within each category.

4 Experiments

In our experiments using EHRNoteQA, we conducted a comprehensive evaluation across a wide array of large language models, spanning from GPT series to various instruction-tuned open-source models. We selected 22 models for this purpose, all of which are equipped to manage a context length of 4,000 tokens, allowing us to evaluate Level 1 data. Furthermore, within this group, 6 models possess the capability to handle contexts up to 8,000 tokens, which enabled our analysis of Level 2 data.

To evaluate these models on our dataset, we executed model generation followed by subsequent assessment of the generated outputs. Traditionally, a common approach for evaluating multi-choice questions on large language models involves using probability-based scoring, where each model output is evaluated based on the probability of the answer choice letter or the full answer sequence (Brown et al., 2020; Hendrycks et al., 2020; Liang et al., 2022; Gao et al., 2023). This approach requires providing few-shot examples to guide the model toward generating outputs in the desired format, in order to ensure accurate evaluation. However, the challenge arises from the limited context length capacities of existing LLMs, which cannot accommodate multiple patients’ discharge sum-

Size	Model	Level 1 (multi-choice)	Level 2 (multi-choice)	Level 1 (free-text)	Foundation	Reference
	GPT4-turbo-preview (1106)	95.384 \pm 0.104	94.368 \pm 0.126	86.990 \pm 0.740	-	OpenAI (2023)
	GPT4 (0613)	97.124 \pm 0.080	95.104 \pm 0.192	91.060 \pm 0.800	-	OpenAI (2023)
	GPT3.5-turbo-16k (0613)	88.280 \pm 0.233	84.990 \pm 0.000	80.980 \pm 1.110	-	Brown et al. (2020)
70B	Llama-2-70b-chat-hf	84.652 \pm 0.282	-	71.080 \pm 0.670	LLama-2-70b	Touvron et al. (2023b)
	qCammel-70-x	85.630 \pm 0.134	-	72.820 \pm 1.270	LLama-2-70b	Toma et al. (2023)
	Camel-Platypus2-70B	89.790 \pm 0.233	-	76.030 \pm 1.330	LLama-2-70b	Lee et al. (2023a)
	Platypus2-70B-instruct	90.322 \pm 0.159	-	78.940 \pm 1.820	LLama-2-70b	Lee et al. (2023a)
30B	MPT-30b-instruct	79.660 \pm 0.250	75.382 \pm 0.206	58.100 \pm 1.160	MPT-30b-8k	MosaicML (2023)
13B	Llama-2-13b-chat-hf	73.196 \pm 0.309	-	62.270 \pm 1.460	LLama-2-13b	Touvron et al. (2023b)
	vicuna-13b-v1.5	82.116 \pm 0.217	-	64.840 \pm 1.050	LLama-2-13b	Chiang et al. (2023)
	WizardLM-13B-V1.2	80.758 \pm 0.159	-	64.800 \pm 1.570	LLama-2-13b	Xu et al. (2023)
	qCammel-13	71.106 \pm 0.596	-	54.330 \pm 0.910	LLama-2-13b	Toma et al. (2023)
	OpenOrca-Platypus2-13B	85.896 \pm 0.288	-	72.020 \pm 1.420	LLama-2-13b	Lee et al. (2023b)
	Camel-Platypus2-13B	77.958 \pm 0.510	-	58.830 \pm 1.060	LLama-2-13b	Lee et al. (2023a)
	Synthia-13B-v1.2	79.284 \pm 0.213	-	71.270 \pm 1.240	LLama-2-13b	Tissera (2023a)
7B	Llama-2-7b-chat-hf	65.672 \pm 0.365	-	50.700 \pm 1.230	LLama-2-7b	Touvron et al. (2023b)
	vicuna-7b-v1.5	78.222 \pm 0.510	-	50.440 \pm 1.580	LLama-2-7b	Chiang et al. (2023)
	Mistral-7B-Instruct-v0.1	81.926 \pm 0.170	65.038 \pm 0.126	66.120 \pm 0.820	Mistral-7B-v0.1	Jiang et al. (2023)
	MPT-7b-8k-instruct	59.512 \pm 0.159	51.362 \pm 0.385	43.670 \pm 1.380	MPT-7B-8k	MosaicML (2023)
	dolphin-2.0-mistral-7b	76.218 \pm 0.159	-	66.840 \pm 0.900	Mistral-7B-v0.1	Cognitive (2023)
	Mistral-7B-OpenOrca	87.074 \pm 0.104	-	78.940 \pm 1.720	Mistral-7B-v0.1	Lian et al. (2023)
	Synthia-7B-v1.3	78.412 \pm 0.085	-	73.530 \pm 1.300	Mistral-7B-v0.1	Tissera (2023b)

Table 4: Average scores and their standard deviations of Level 1 multi-choice, Level 2 multi-choice scores, and Level 1 free-text. Evaluation for each model output is conducted five times on the same prompt.

maries. As a result, using a probability-based scoring system for our dataset with a few-shot approach is infeasible.

Therefore, instead of relying on probability-based metrics, we generated each model output by inputting discharge summaries, questions, and answer choices. We then assessed the correctness of the model responses by providing these outputs along with the gold answer to GPT-4-turbo, instructing it to evaluate them. For each model, correct outputs were assigned of 1 point, while incorrect responses were given 0 points. Across 962 questions, the scores of each model were normalized to a 100-point scale for comparison. Despite our efforts to eliminate stochastic factors that might affect GPT-4-turbo’s evaluation (*e.g.*, setting the temperature to 0), there were cases where the same model output was inconsistently evaluated as correct or incorrect, particularly in cases of ambiguous responses. Given the impracticality of manually examining each instance, we had GPT-4-turbo evaluate the same output five times, and averaged the results.

The results obtained from the evaluation of 22 distinct models utilizing this approach is presented in Table 4. This table presents the average scores from five repeated evaluations conducted with GPT-4-turbo and includes the standard deviation for each

score. It’s important to note that for Level 2 data, the evaluation focused on a subset of 6 models specifically designed to support context lengths of 8,000 tokens.

One of the key observation from the table is the performance variation within models of the same size (*e.g.* Within the 7B size category, scores range from 59 to 87). These disparities can be attributed to the underlying foundation model (such as LLaMA-2 (Touvron et al., 2023b), Mistral (Jiang et al., 2023), or MPT (MosaicML, 2023)) or the instruction-tuning dataset that was employed to enhance the foundation model. This highlights the significant role of the choice of foundation models and their fine-tuned instructions in determining performance outcomes on our dataset.

In order to facilitate future studies using our dataset for evaluating LLMs for clinical applications, we provide GPT-4-turbo prompt used for evaluation in Appendix A.3. In the following sections, we further conduct more detailed analyses using our dataset. In Section 4.1, we evaluate our dataset in both multi-choice and free-text formats to compare which format yields more consistent and reliable outcomes in automated assessments. Section 4.2 examines the influence of the length and quantity of clinical notes on model performance. Section 4.3 evaluates the correlation

between model performances on our dataset and physician evaluations of model responses to real-world clinical questions, assessing our dataset’s fidelity to real-world clinical evaluations.

4.1 Multi-Choice V.S. Free-Text

When engaging with LLMs in practice, clinicians typically would not present predefined answer options to LLMs, as in multi-choice question answering. However, we experimentally demonstrate the effectiveness of the multi-choice format compared to the free-text format when using EHRNoteQA for automatic LLM evaluation.

In addition to solving EHRNoteQA in a multiple-choice manner, we further assessed our dataset in a free-text format. Given the absence of a reliable automatic metric for free-text response assessment, many studies delegate this evaluation to GPT (Zhou et al., 2023; Sottana et al., 2023). Consequently, we also employed GPT for the scoring of free-text responses in our dataset. Similar to scoring multi-choice, we provided GPT-4-turbo with both the model’s output and the correct answer for evaluating the free-text format.

The evaluation was conducted on our Level 1 data, and the results are summarized in Table 4’s *Level 1 (free-text)* column. An important observation comes from the standard deviations: while the scores’ average standard deviation across 22 models was 0.24 when scoring with multiple-choice format, the average standard deviation increased to 1.21 when assessing free-text responses. This suggests that when automatically evaluating the same model, the scores can vary significantly in free-text format. Additionally, we computed the models’ rankings over five iterations, represented as r_j^i (where j denotes each model and i each iteration), and identified the most frequently occurring rankings (mode) as the gold rankings, \hat{r}_j , for each model. A comparison of these gold rankings against those from each of the five iterations, calculated using the formula $\sum_{j=1}^{22} \sum_{i=1}^5 |r_i - \hat{r}|$, revealed 12 instances of ranking differences in multi-choice evaluations versus 29 in free-text evaluations. This indicates that rankings for models can vary significantly when scoring free-text responses, suggesting that this method might not serve as a reliable measure for evaluating models. The specific results of each of the five scores and rankings can be found in the Appendix B.

This experiment leads us to conclude that while free-text-based evaluation may more closely mimic

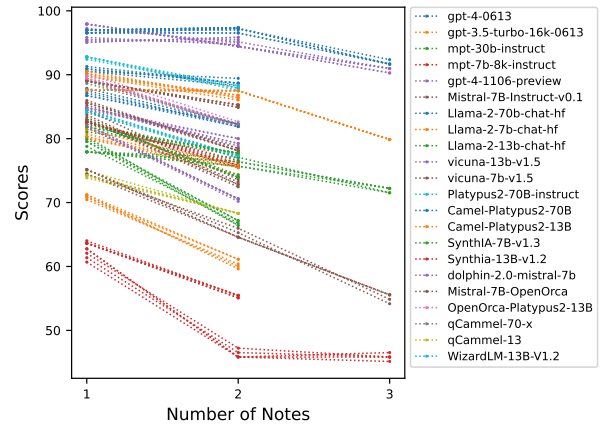


Figure 3: Model scores on EHRNoteQA with differing number of clinical notes for each level. For model scores in which the number of notes range from 1 to 2 denotes performance of models on Level 1 data. For model scores in which the number of notes range from 1 to 3 denotes performance of models on Level 2 data.

real clinical environments, using a multiple-choice format in assessing our dataset offers a more consistent and reliable scoring system, making it an essential choice for the automatic evaluation of LLMs.

4.2 Impact of Note Length and the Number of Notes on the Model Performances

In this section, we conduct a comparative analysis of model performance based on the length and the number of clinical notes in the EHRNoteQA dataset. As outlined in Section 3.1, Level 1 data includes patient notes up to 3.5k tokens, while Level 2 data comprises notes ranging from 3.5k to 7.5k tokens, indicating that Level 2 involves longer note lengths. The results depicted in Table 4 show that models consistently achieve lower scores on Level 2 data compared to Level 1 data. This discrepancy highlights the increased complexity associated with Level 2, due to the requirement to comprehend and interpret more extensive clinical contexts presented in longer patient notes. Moreover, we examine the impact of the number of notes on model performance. Level 1 data consists of clinical notes from 1 to 2 admissions, and Level 2 data encompasses notes from 1 to 3 admissions. Figure 3 illustrates how model scores change as the number of notes increases for both Level 1 and Level 2. The results consistently indicate a diminishing trend in model performance as the number of notes per question increases. This trend underscores the challenge posed by our multi-note dataset in assessing a model’s ability to collect and understand the

Clinician	Measure	EHRNoteQA	MedQA	PubMedQA	MMLU*	MedMCQA	ARC	HellaSwag	MMLU	TruthfulQA	Winogrande	GSM8K	AVG
A	Spearman	0.74	0.50	0.07	<u>0.65</u>	0.51	0.52	0.25	0.57	<u>0.65</u>	0.38	0.26	0.60
	Kendall	0.58	0.35	0.06	<u>0.50</u>	0.38	0.37	0.18	0.41	<u>0.54</u>	0.28	0.17	0.42
B	Spearman	0.81	0.68	0.16	<u>0.80</u>	0.73	0.58	0.36	0.65	0.75	0.47	0.24	0.62
	Kendall	0.65	0.52	0.09	<u>0.62</u>	0.58	0.45	0.25	0.50	0.59	0.33	0.16	0.47
C	Spearman	0.77	0.59	0.12	<u>0.68</u>	0.67	0.53	0.28	0.58	0.65	0.44	0.20	0.58
	Kendall	0.66	0.45	0.10	<u>0.54</u>	0.51	0.42	0.21	0.44	0.48	0.31	0.16	0.43

Table 5: Correlations between model scores from various benchmarks and physician-evaluated model performance on real-world clinical questions, with bold indicating the highest correlation and underlined the second highest.

cumulative content of patient discharge summaries across multiple hospital admissions.

4.3 Representativeness of EHRNoteQA for Actual Clinical Assessments

In our final analysis, our aim is to assess how accurately our dataset reflects the assessments made by physicians in real clinical settings. To achieve this, we conducted an analysis measuring the correlation between 19 models’ scores⁴ obtained from our dataset, and the physician-assessed scores on model responses to real-world medical questions. For a comprehensive evaluation, we expanded our comparison to include four other widely utilized clinical benchmarks and six general domain benchmarks, and measured the correlation between these benchmark scores and the assessments made by physicians as well.

Recently, [Lehman et al. \(2022\)](#) introduced a dataset called DiSCQ, which is composed of questions written by medical experts under a patient handoff scenario, utilizing MIMIC-III discharge summaries ([Johnson et al., 2016](#)). This dataset contains 1,089 questions that stem from 114 discharge summaries. We leveraged DiSCQ as a source of real-world questions for measuring the correlation, because it represents patient-specific medical inquiries, without any overlap with our dataset or other benchmark datasets. However, DiSCQ dataset lacks predetermined correct answers, and thus it is not possible to conduct automated evaluation. To overcome this limitation, the three clinicians evaluated the free-form responses of the models to these questions. From the total 1,089 DiSCQ questions, we randomly selected a sample of 300 questions, assigning 100 questions to each of the three clinicians. Each clinician was asked to assess a total of 1,900 responses from 19 models for

his/her set of 100 questions, where the order of the model responses for each question was shuffled to prevent any bias. With these results, we calculated the correlation between clinician-evaluated DiSCQ scores and scores obtained from our dataset and various benchmarks.

The correlations are provided in Table 5. Individual scores given by each clinician and scores of the evaluated benchmarks, along with their references, are listed in the Appendix C. Notably, the correlation with our dataset consistently surpassed that of other benchmarks. This observation indicates that the model scores evaluated using our dataset are more likely to reflect the model performance on real-world medical questions compared to when using other benchmark datasets for LLM evaluation.

5 Conclusion

In this paper, we introduce **EHRNoteQA**, a novel benchmark curated by clinicians for assessing LLMs within the clinical domain. Unlike other patient-specific datasets, EHRNoteQA uniquely employs a multi-choice question format that facilitates more reliable automated evaluations of LLMs. Our dataset also encompasses clinical notes from multiple admissions for each patient, thereby capturing the complex nature of real-world clinical settings. Through our research, we found that, although the multiple-choice format deviates from practical medical situations, adopting this format is a crucial choice for ensuring reliability. Furthermore, we address the potential limitations of the format by demonstrating that the correlation between model scores assessed by physicians in real clinical settings and those obtained from our dataset is higher than with other datasets. By making EHRNoteQA available to the wider research community, we aim to facilitate LLM integration into healthcare services, thereby enhancing clinicians’ decision making and patient care.

⁴Among the 22 models we tested, the 3 models from the GPT series were overwhelmingly superior in performance, making their ranking obvious. Therefore, we excluded them from the experiment measuring correlation.

Limitations

Our study primarily focuses on the analysis of discharge summaries, excluding other clinical documentations or data formats. Hospital EHR databases contain not only discharge summaries but also other types of unstructured clinical notes, structured data, and non-textual elements such as images and signals. Although our research is the first in creating a dataset of discharge summaries across multiple admissions, there is a need for benchmarks that encompass a broader spectrum of clinical notes and data types.

Another constraint of our work pertains to the composition of our dataset, which only includes questions that are answerable. In real-world clinical settings, questions posed by healthcare professionals to an EHR system can include both answerable or unanswerable questions. Assessing a model's capability to determine if a question is answerable or not is crucial for its application in real-world scenarios. However, exploring this aspect of question-answering falls into a distinct research topic, extending beyond the scope of our current research.

Last limitation arises in measuring the correlation between model evaluations using EHRNoteQA and the scores from DiSCQ dataset assessed by clinicians. Firstly, the limited number of available models poses challenges for statistically robust correlation measurement. Nonetheless, given the scarcity of models supporting a context window of over 4k, this was the most feasible option. Secondly, each clinician only evaluated 100 questions when assessing DiSCQ questions. Due to the necessity for clinicians to review responses from all models, employing a larger question set was not practical. Consequently, we made efforts to ensure diverse evaluations by assigning each clinician a unique set of 100 non-overlapping questions. While expanding the scale of our analysis to include a wider array of models and a larger question set per clinician would be desirable, such an expansion presents challenges requiring a substantial increase in the number of clinicians involved. Thus, addressing these challenges comprehensively remains a topic for future work.

References

Edward Beeching, Cl  mentine Fourier, Nathan Habib, Sheon Han, Nathan Lambert, Nazneen Rajani, Omar Sanseviero, Lewis Tunstall, and Thomas Wolf. 2023.

Open llm leaderboard. https://huggingface.co/spaces/HuggingFaceH4/open_llm_leaderboard.

Tom Brown, Benjamin Mann, Nick Ryder, Melanie Subbiah, Jared D Kaplan, Prafulla Dhariwal, Arvind Neelakantan, Pranav Shyam, Girish Sastry, Amanda Askell, et al. 2020. Language models are few-shot learners. *Advances in neural information processing systems*, 33:1877–1901.

Marco Cascella, Jonathan Montomoli, Valentina Bellini, and Elena Bignami. 2023. Evaluating the feasibility of chatgpt in healthcare: an analysis of multiple clinical and research scenarios. *Journal of Medical Systems*, 47(1):33.

Wei-Lin Chiang, Zhuohan Li, Zi Lin, Ying Sheng, Zhanghao Wu, Hao Zhang, Lianmin Zheng, Siyuan Zhuang, Yonghao Zhuang, Joseph E. Gonzalez, Ion Stoica, and Eric P. Xing. 2023. [Vicuna: An open-source chatbot impressing gpt-4 with 90%* chatgpt quality](#).

Peter Clark, Isaac Cowhey, Oren Etzioni, Tushar Khot, Ashish Sabharwal, Carissa Schoenick, and Oyvind Tafjord. 2018. Think you have solved question answering? try arc, the ai2 reasoning challenge. *arXiv preprint arXiv:1803.05457*.

Karl Cobbe, Vineet Kosaraju, Mohammad Bavarian, Mark Chen, Heewoo Jun, Lukasz Kaiser, Matthias Plappert, Jerry Tworek, Jacob Hilton, Reiichiro Nakano, et al. 2021. Training verifiers to solve math word problems. *arXiv preprint arXiv:2110.14168*.

Cognitive. 2023. Dolphin-2.0-mistral-7b. <https://huggingface.co/cognitivecomputations/dolphin-2.0-mistral-7b>.

Jacob Devlin, Ming-Wei Chang, Kenton Lee, and Kristina Toutanova. 2019. [BERT: Pre-training of deep bidirectional transformers for language understanding](#). In *Proceedings of the 2019 Conference of the North American Chapter of the Association for Computational Linguistics: Human Language Technologies, Volume 1 (Long and Short Papers)*, pages 4171–4186, Minneapolis, Minnesota. Association for Computational Linguistics.

Gunther Eysenbach et al. 2023. The role of chatgpt, generative language models, and artificial intelligence in medical education: a conversation with chatgpt and a call for papers. *JMIR Medical Education*, 9(1):e46885.

Jungwei Fan. 2019. Annotating and characterizing clinical sentences with explicit why-qa cues. In *Proceedings of the 2nd Clinical Natural Language Processing Workshop*, pages 101–106.

Scott L Fleming, Alejandro Lozano, William J Haberkorn, Jenelle A Jindal, Eduardo P Reis, Rahul Thapa, Louis Blankemeier, Julian Z Jenkins, Ethan Steinberg, Ashwin Nayak, et al. 2023. Medalign: A clinician-generated dataset for instruction following with electronic medical records. *arXiv preprint arXiv:2308.14089*.

- Leo Gao, Jonathan Tow, Baber Abbasi, Stella Biderman, Sid Black, Anthony DiPofi, Charles Foster, Laurence Golding, Jeffrey Hsu, Alain Le Noac'h, Haonan Li, Kyle McDonell, Niklas Muennighoff, Chris Ociepa, Jason Phang, Laria Reynolds, Hailey Schoelkopf, Aviya Skowron, Lintang Sutawika, Eric Tang, Anish Thite, Ben Wang, Kevin Wang, and Andy Zou. 2023. [A framework for few-shot language model evaluation](#).
- Dan Hendrycks, Collin Burns, Steven Basart, Andy Zou, Mantas Mazeika, Dawn Song, and Jacob Steinhardt. 2020. Measuring massive multitask language understanding. In *International Conference on Learning Representations*.
- Mohd Javaid, Abid Haleem, and Ravi Pratap Singh. 2023. Chatgpt for healthcare services: An emerging stage for an innovative perspective. *BenchCouncil Transactions on Benchmarks, Standards and Evaluations*, 3(1):100105.
- Albert Q Jiang, Alexandre Sablayrolles, Arthur Mensch, Chris Bamford, Devendra Singh Chaplot, Diego de las Casas, Florian Bressand, Gianna Lengyel, Guillaume Lample, Lucile Saulnier, et al. 2023. Mistral 7b. *arXiv preprint arXiv:2310.06825*.
- Di Jin, Eileen Pan, Nassim Oufattole, Wei-Hung Weng, Hanyi Fang, and Peter Szolovits. 2021. What disease does this patient have? a large-scale open domain question answering dataset from medical exams. *Applied Sciences*, 11(14):6421.
- Qiao Jin, Bhuwan Dhingra, Zhengping Liu, William Cohen, and Xinghua Lu. 2019. Pubmedqa: A dataset for biomedical research question answering. In *Proceedings of the 2019 Conference on Empirical Methods in Natural Language Processing and the 9th International Joint Conference on Natural Language Processing (EMNLP-IJCNLP)*, pages 2567–2577.
- Alistair EW Johnson, Lucas Bulgarelli, Lu Shen, Alvin Gayles, Ayad Shammout, Steven Horng, Tom J Pollard, Sicheng Hao, Benjamin Moody, Brian Gow, et al. 2023. MIMIC-IV, a freely accessible electronic health record dataset. *Scientific data*, 10(1):1.
- Alistair EW Johnson, Tom J Pollard, Lu Shen, Li-wei H Lehman, Mengling Feng, Mohammad Ghassemi, Benjamin Moody, Peter Szolovits, Leo Anthony Celi, and Roger G Mark. 2016. MIMIC-III, a freely accessible critical care database. *Scientific data*, 3(1):1–9.
- Ehsan Kamalloo, Nouha Dziri, Charles Clarke, and Davood Rafiei. 2023. [Evaluating open-domain question answering in the era of large language models](#). In *Proceedings of the 61st Annual Meeting of the Association for Computational Linguistics (Volume 1: Long Papers)*, pages 5591–5606, Toronto, Canada. Association for Computational Linguistics.
- Ariel N Lee, Cole J Hunter, and Nataniel Ruiz. 2023a. Platypus: Quick, cheap, and powerful refinement of LLMs. *arXiv preprint arXiv:2308.07317*.
- Ariel N. Lee, Cole J. Hunter, Nataniel Ruiz, Bley Goodson, Wing Lian, Guan Wang, Eugene Pentland, Austin Cook, Chanvichet Vong, and "Teknum". 2023b. [Openorcaplatypus: Llama2-13b model instruct-tuned on filtered openorca v1 gpt-4 dataset and merged with divergent stem and logic dataset model](#). <https://huggingface.co/Open-Orca/OpenOrca-Platypus2-13B>.
- Eric Lehman, Vladislav Lialin, Katelyn Edelwina Legaspi, Anne Janelle Sy, Patricia Therese Pile, Nicole Rose Alberto, Richard Raymund Ragasa, Corinna Victoria Puyat, Marianne Katharina Taliño, Isabelle Rose Alberto, et al. 2022. Learning to ask like a physician. In *Proceedings of the 4th Clinical Natural Language Processing Workshop*, pages 74–86.
- Wing Lian, Bley Goodson, Guan Wang, Eugene Pentland, Austin Cook, Chanvichet Vong, and "Teknum". 2023. [Mistralorca: Mistral-7b model instruct-tuned on filtered openorca v1 gpt-4 dataset](#). <https://huggingface.co/Open-Orca/Mistral-7B-OpenOrca>.
- Percy Liang, Rishi Bommasani, Tony Lee, Dimitris Tsipras, Dilara Soylu, Michihiro Yasunaga, Yian Zhang, Deepak Narayanan, Yuhuai Wu, Ananya Kumar, et al. 2022. Holistic evaluation of language models. *arXiv preprint arXiv:2211.09110*.
- Stephanie Lin, Jacob Hilton, and Owain Evans. 2022. Truthfulqa: Measuring how models mimic human falsehoods. In *Proceedings of the 60th Annual Meeting of the Association for Computational Linguistics (Volume 1: Long Papers)*, pages 3214–3252.
- Sungrim Moon, Huan He, Heling Jia, Hongfang Liu, Jungwei Wilfred Fan, et al. 2023. Extractive clinical question-answering with multianswer and multifocus questions: Data set development and evaluation study. *JMIR AI*, 2(1):e41818.
- MosaicML. 2023. [Introducing mpt-7b: A new standard for open-source, commercially usable LLMs](#). Accessed: 2023-05-05.
- OpenAI. 2023. [GPT-4 technical report](#).
- Long Ouyang, Jeffrey Wu, Xu Jiang, Diogo Almeida, Carroll Wainwright, Pamela Mishkin, Chong Zhang, Sandhini Agarwal, Katarina Slama, Alex Ray, et al. 2022. Training language models to follow instructions with human feedback. *Advances in Neural Information Processing Systems*, 35:27730–27744.
- Ankit Pal, Logesh Kumar Umapathi, and Malaikanan Sankarasubbu. 2022. Medmcqa: A large-scale multi-subject multi-choice dataset for medical domain question answering. In *Conference on Health, Inference, and Learning*, pages 248–260. PMLR.
- Anusri Pampari, Preethi Raghavan, Jennifer Liang, and Jian Peng. 2018. emrqa: A large corpus for question answering on electronic medical records. *arXiv preprint arXiv:1809.00732*.

- Sajan B Patel and Kyle Lam. 2023. Chatgpt: the future of discharge summaries? *The Lancet Digital Health*, 5(3):e107–e108.
- Preethi Raghavan, Siddharth Patwardhan, Jennifer J Liang, and Murthy V Devarakonda. 2018. Annotating electronic medical records for question answering. *arXiv preprint arXiv:1805.06816*.
- Keisuke Sakaguchi, Ronan Le Bras, Chandra Bhagavatula, and Yejin Choi. 2021. Winogrande: An adversarial winograd schema challenge at scale. *Communications of the ACM*, 64(9):99–106.
- Sarvesh Soni, Meghana Gudala, Atieh Pajouhi, and Kirk Roberts. 2022. Radqa: A question answering dataset to improve comprehension of radiology reports. In *Proceedings of the Thirteenth Language Resources and Evaluation Conference*, pages 6250–6259.
- Andrea Sottana, Bin Liang, Kai Zou, and Zheng Yuan. 2023. Evaluation metrics in the era of gpt-4: reliably evaluating large language models on sequence to sequence tasks. *arXiv preprint arXiv:2310.13800*.
- Miguel Tissera. 2023a. Synthia-13b-v1.2b: Synthetic intelligent agent. <https://huggingface.co/migtissera/Synthia-13B>.
- Miguel Tissera. 2023b. Synthia-7b-v1.3: Synthetic intelligent agent. <https://huggingface.co/migtissera/Synthia-13B>.
- Augustin Toma, Patrick R Lawler, Jimmy Ba, Rahul G Krishnan, Barry B Rubin, and Bo Wang. 2023. Clinical camel: An open-source expert-level medical language model with dialogue-based knowledge encoding. *arXiv preprint arXiv:2305.12031*.
- Hugo Touvron, Thibaut Lavril, Gautier Izacard, Xavier Martinet, Marie-Anne Lachaux, Timothée Lacroix, Baptiste Rozière, Naman Goyal, Eric Hambro, Faisal Azhar, et al. 2023a. Llama: Open and efficient foundation language models. *arXiv preprint arXiv:2302.13971*.
- Hugo Touvron, Louis Martin, Kevin Stone, Peter Albert, Amjad Almahairi, Yasmine Babaei, Nikolay Bashlykov, Soumya Batra, Prajjwal Bhargava, Shruti Bhosale, et al. 2023b. Llama 2: Open foundation and fine-tuned chat models. *arXiv preprint arXiv:2307.09288*.
- Özlem Uzuner. 2009. Recognizing obesity and comorbidities in sparse data. *Journal of the American Medical Informatics Association*, 16(4):561–570.
- Özlem Uzuner, Ira Goldstein, Yuan Luo, and Isaac Kohane. 2008. Identifying patient smoking status from medical discharge records. *Journal of the American Medical Informatics Association*, 15(1):14–24.
- Özlem Uzuner, Imre Solti, and Eithon Cadag. 2010. Extracting medication information from clinical text. *Journal of the American Medical Informatics Association*, 17(5):514–518.
- Özlem Uzuner, Brett R South, Shuying Shen, and Scott L DuVall. 2011. 2010 i2b2/va challenge on concepts, assertions, and relations in clinical text. *Journal of the American Medical Informatics Association*, 18(5):552–556.
- Can Xu, Qingfeng Sun, Kai Zheng, Xiubo Geng, Pu Zhao, Jiazhan Feng, Chongyang Tao, and Daxin Jiang. 2023. Wizardlm: Empowering large language models to follow complex instructions. *arXiv preprint arXiv:2304.12244*.
- Xiang Yue, Bernal Jimenez Gutierrez, and Huan Sun. 2020. [Clinical reading comprehension: A thorough analysis of the emrQA dataset](#). In *Proceedings of the 58th Annual Meeting of the Association for Computational Linguistics*, pages 4474–4486, Online. Association for Computational Linguistics.
- Xiang Yue, Xinliang Frederick Zhang, Ziyu Yao, Simon Lin, and Huan Sun. 2021. Cliniqg4qa: Generating diverse questions for domain adaptation of clinical question answering. In *2021 IEEE International Conference on Bioinformatics and Biomedicine (BIBM)*, pages 580–587. IEEE.
- Rowan Zellers, Ari Holtzman, Yonatan Bisk, Ali Farhadi, and Yejin Choi. 2019. Hellaswag: Can a machine really finish your sentence? In *Proceedings of the 57th Annual Meeting of the Association for Computational Linguistics*, pages 4791–4800.
- Chunting Zhou, Pengfei Liu, Puxin Xu, Srinu Iyer, Jiao Sun, Yuning Mao, Xuezhe Ma, Avia Efrat, Ping Yu, Lili Yu, et al. 2023. Lima: Less is more for alignment. *arXiv preprint arXiv:2305.11206*.

A Prompts

When generating the EHRNoteQA data, the version of the GPT-4 model used was *gpt-4 (0613)*, and this was carried out on Azure's HIPAA-compliant platform⁵. The total cost for creating the data was \$3,000. In terms of hyperparameters during data generation, we set the temperature to 1 and left the rest at their default settings. When evaluating the models using our dataset, we utilized GPT-4 from OpenAI API, and the model version was *gpt-4 (1106-preview)*. Scoring the entire EHRNoteQA of 962 items once cost \$4.5 per model. During model scoring, we adjusted the temperature setting to 0, while keeping the other settings as default. Appendices A.1 and A.2 are the prompts used for generating the data in step1 and step2, respectively. Appendix A.3 is the prompt used for evaluating the model's output on our dataset.

A.1 Question Generation (Step1)

Situation :

When a patient is admitted to the hospital, important clinical records are summarized in a 'discharge summary'. On the patient's subsequent visit, the previous 'discharge summaries' serve as essential reference for the doctor's clinical decision making.

Objective :

Please formulate one question that a doctor might actually ask based on the provided 'discharge summaries'. The questions should have clear answer, and these answer should be found within the provided 'discharge summaries'.

Note :

1. The 'discharge summary' is provided between [note 1 start] and [note 1 end]. If there are multiple notes, they are labeled as [note 1 start], [note 2 start], etc.
2. The 'discharge summaries' are provided in chronological order. This means note1 is a record from before note2. At the beginning of each note, there is an admission ID and the date it was written, so please refer to that.
3. Please refrain from formulating questions that can be answered without referring to a note.
4. Do not create question that is too easy to answer. To answer your question, someone should have the clinical expertise equivalent to a doctor and must fully understand all provided discharge summaries.
5. Your answer should also contain short rationale behind the answer.
6. When explaining the answer and its rationale, utilize the chart date of the note. In other words, instead of saying the first note or the second note, phrase it as 'as per the note charted on [specific date], ...'.
7. Arrange your output in the following format:
 - Question : [Your Question]
 - Answer : [Your Answer]
 - Reason : [Explanation for your answer]

A.2 Answer Generation (Step2)

Objective :

Please generate a multiple-choice question answering data with five possible answers (A-E) based on the doctor's question derived from the provided 'discharge summary'. Ensure that one answer is correct, and the remaining four are incorrect answers.

Note :

1. Use the provided doctor's question as the basis for the multiple-choice question without modification.
2. The 'discharge summary' is enclosed within [note 1 start] and [note 1 end], with additional notes being similarly labeled.
3. All distractors (incorrect answer choices) should contain contents that appear in the provided discharge summary but should be wrong answer to the question.
4. After choosing all five choices, paraphrase them so that all choices are consistent with the format and length. Ensure that longest length answer choice is not an answer.
5. The correct answer should be clearly indicated, and the rationale should explain why this is the answer and why the other options are not correct but are good distractors.
6. Arrange your output in the following format:
 - Question: [The doctor's question]
 - Answer Choices:
 - A: [First option]
 - B: [Second option]
 - C: [Third option]
 - D: [Fourth option]
 - E: [Fifth option]
 - Correct Answer: [The letter of the correct choice]
 - Reason: [Explanation behind your answer and why each other options are incorrect but can be good distractors]

⁵<https://learn.microsoft.com/en-us/azure/compliance/offerings/offering-hipaa-us>

A.3 Evaluation

Your task is to evaluate the provided model output by determining whether it matches the correct answer from the multiple-choice options provided.

The model output is correct and should be met with a "yes" if it accurately reflects the content of the correct answer choice, not necessarily its exact wording.

If the content of the model output aligns with the correct answer choice, despite any additional details or varied phrasing, you are to respond "yes".

Should the model output diverge in meaning or substance from the correct answer—whether by selecting an alternative choice or providing a response not aligning with any provided options—a response of "no" is necessary.

Model Output:

{output}

Answer Choices:

{choices}

Correct Answer:

{answer}

With the given information, do you conclude that the model output substantively matches the correct answer provided?

Respond solely with "yes" or "no"

B Model Evaluation on EHRNoteQA

Model	Multi-Choice						Free-Text					
	Take1	Take2	Take3	Take4	Take5	Mode	Take1	Take2	Take3	Take4	Take5	Mode
GPT4 turbo preview(1106-preview)	95.27 (2)	95.46 (2)	95.27 (2)	95.46 (2)	95.46 (2)	2	87.71 (2)	87.52 (2)	86.20 (2)	86.20 (2)	87.33 (2)	2
GPT4 (0613)	97.16 (1)	97.16 (1)	97.16 (1)	96.98 (1)	97.16 (1)	1	91.02 (1)	92.44 (1)	90.74 (1)	90.55 (1)	90.55 (1)	1
GPT35-turbo-16k (0613)	87.90 (5)	88.28 (5)	88.28 (5)	88.47 (5)	88.47 (5)	5	80.91 (3)	82.42 (3)	80.72 (3)	79.40 (3)	81.47 (3)	3
Llama-2-70b-chat-hf	84.50 (9)	84.69 (9)	85.07 (9)	84.69 (9)	84.31 (9)	9	71.46 (9)	72.02 (11)	70.70 (11)	70.89 (11)	70.32 (10)	11
qCammel-70-x	85.63 (8)	85.82 (8)	85.63 (8)	85.63 (8)	85.44 (8)	8	74.67 (7)	73.35 (9)	71.64 (8)	72.78 (8)	71.64 (8)	8
Camel-Platypus2-70B	89.41 (4)	89.79 (4)	89.98 (4)	89.79 (4)	89.98 (4)	4	76.37 (6)	78.07 (6)	75.61 (6)	75.61 (6)	74.48 (6)	6
Platypus2-70B-instruct	90.36 (3)	90.17 (3)	90.36 (3)	90.17 (3)	90.55 (3)	3	78.26 (5)	82.04 (4)	77.88 (4)	79.02 (4)	77.50 (4)	4
mpt-30b-instruct	79.96 (13)	79.77 (13)	79.40 (14)	79.40 (13)	79.77 (13)	13	56.33 (18)	56.90 (18)	56.71 (18)	54.06 (19)	56.52 (18)	18
Llama-2-13b-chat-hf	73.35 (19)	72.78 (19)	72.97 (19)	73.35 (19)	73.53 (19)	19	62.38 (16)	64.46 (16)	60.68 (16)	61.25 (16)	62.57 (16)	16
vicuna-13b-v1.5	82.42 (10)	82.04 (10)	82.04 (10)	81.85 (11)	82.23 (10)	10	64.27 (15)	65.78 (14)	63.33 (15)	65.78 (14)	65.03 (14)	14
WizardLM-13B-V1.2	80.72 (12)	80.72 (12)	80.53 (12)	80.91 (12)	80.91 (12)	12	67.11 (13)	64.84 (15)	64.27 (14)	62.76 (15)	65.03 (14)	15
qCammel-13	71.27 (20)	71.27 (20)	71.64 (20)	70.08 (20)	71.27 (20)	20	54.82 (19)	55.01 (19)	53.88 (19)	55.01 (18)	52.93 (19)	19
OpenOrca-Platypus2-13B	85.82 (7)	86.39 (7)	85.82 (7)	85.82 (7)	85.63 (7)	7	71.27 (10)	74.10 (8)	71.46 (9)	72.78 (8)	70.51 (9)	8
Camel-Platypus2-13B	78.26 (16)	77.32 (17)	77.88 (17)	77.69 (17)	78.64 (15)	17	58.41 (17)	60.68 (17)	58.60 (17)	58.03 (17)	58.41 (17)	17
Synthia-13B-v1.2	79.40 (14)	79.21 (14)	79.58 (13)	79.02 (14)	79.21 (14)	14	70.32 (11)	73.35 (9)	71.27 (10)	71.08 (10)	70.32 (10)	10
Llama-2-7b-chat-hf	65.41 (21)	65.97 (21)	66.16 (21)	65.41 (21)	65.41 (21)	21	52.36 (20)	49.53 (21)	50.28 (21)	51.61 (20)	49.72 (20)	20
vicuna-7b-v1.5	78.26 (16)	77.69 (16)	79.02 (15)	78.26 (16)	77.88 (17)	16	51.98 (21)	51.61 (20)	50.66 (20)	49.91 (21)	48.02 (21)	21
Mistral-7B-Instruct-v0.1	81.66 (11)	82.04 (10)	82.04 (10)	82.04 (10)	81.85 (11)	10	66.73 (14)	66.73 (13)	64.84 (13)	66.54 (12)	65.78 (13)	13
mpt-7b-8k-instruct	59.36 (22)	59.55 (22)	59.74 (22)	59.55 (22)	59.36 (22)	22	42.91 (22)	44.99 (22)	43.29 (22)	45.18 (22)	41.97 (22)	22
dolphin-2.0-mistral-7b	76.18 (18)	76.37 (18)	76.18 (18)	76.37 (18)	75.99 (18)	18	67.30 (12)	67.67 (12)	65.41 (12)	66.54 (12)	67.30 (12)	12
Mistral-7B-OpenOrca	87.15 (6)	87.15 (6)	86.96 (6)	87.15 (6)	86.96 (6)	6	80.72 (4)	80.53 (5)	77.50 (5)	79.02 (4)	76.94 (5)	5
Synthia-7B-v1.3	78.45 (15)	78.26 (15)	78.45 (16)	78.45 (15)	78.45 (16)	15	73.53 (8)	75.61 (7)	72.02 (7)	73.35 (7)	73.16 (7)	7

Table 6: Evaluation results of EHRNoteQA in Multi-Choice format and Free-Text format on 22 Large Language Models. The score is measured 5 times each, and the parentheses to the right of the score indicate the rank at that time. The most frequently occurring rank in the scoring was considered the final rank.

C Model Evaluation on Benchmarks

As described in Section 4.3, our experiment involved three clinicians assessing 19 models using the DiSCQ questionnaire (Lehman et al., 2022). The outcomes of their evaluations are presented in Column Clinician A, B, and C of Table 6. To establish a point of reference for these results, we also evaluated the same models using 11 benchmarks, including EHRNoteQA. The medical benchmarks such as MedQA (Jin et al., 2021), PubMedQA (Jin et al., 2019), MMLU* (Hendrycks et al., 2020) (subset of MMLU whose topics are related to medical. That subset includes Anatomy, Clinical Knowledge, College Biology, College Medicine, Medical Genetics), and MedMCQA (Pal et al., 2022) were assessed using the same method applied to EHRNoteQA. For other benchmarks like ARC (Clark et al., 2018), Hellaswag (Zellers et al., 2019), MMLU, TruthfulQA (Lin et al., 2022), Winogrande (Sakaguchi et al., 2021), and GSM8K (Cobbe et al., 2021), we sourced the scores from the Hugging Face Open Source Large Language Model leaderboard (Beeching et al., 2023). The 'AVG' column represents the average score across these benchmarks listed in the leaderboard.

Model	Clinician A	Clinician B	Clinician C	EHRNoteQA	MedQA	PubMedQA	MMLU*	MedMCQA	ARC	HellaSwag	MMLU	TruthfulQA	Winogrande	GSM8K	AVG
Llama-2-70b-chat-hf	53	48	37	84.65	44.38	67.8	58.7	37.84	64.59	85.88	63.91	52.8	80.51	26.69	62.40
qCammel-70-x	45	60	52	85.63	55.77	62.6	66.77	43.61	68.34	87.87	70.18	57.47	84.29	29.72	66.31
Camel-Platypus2-70B	62	69	68	89.79	60.02	64	71.7	49.8	71.08	87.6	70.04	58.09	83.82	22.9	65.59
Platypus2-70B-instruct	75	88	77	90.32	56.17	64.2	73.79	50.59	71.84	87.94	70.48	62.26	82.72	40.56	69.30
mpt-30b-instruct	28	41	22	79.66	41.01	68	50.31	39.06	58.45	84.31	49.15	38.05	75.14	15.31	53.40
Llama-2-13b-chat-hf	57	52	45	73.20	36.61	58.8	49.16	32.92	59.04	81.94	54.64	44.12	74.51	15.24	54.92
vicuna-13b-v1.5	60	61	56	82.12	43.21	66.8	57.86	40.21	57.08	81.24	56.67	51.51	74.66	11.3	55.41
WizardLM-13B-V1.2	58	65	57	80.76	39.75	57.2	51.99	33.99	59.04	82.21	54.64	47.27	71.9	13.5	54.76
qCammel-13	31	45	40	71.11	41.48	55.8	51.68	33.66	60.84	83.66	56.73	47.54	76.16	11.37	56.05
OpenOrca-Platypus2-13B	69	76	65	85.90	44.3	60.6	59.12	43.1	62.8	83.15	59.39	53.08	76.24	9.02	57.28
Camel-Platypus2-13B	40	57	49	77.96	46.66	61	59.12	39.3	60.75	83.61	56.51	49.6	75.37	0.08	54.32
Synthia-13B-v1.2	51	52	53	79.28	40.61	54.8	51.47	38.32	61.26	82.93	56.47	47.27	76.48	10.99	55.90
Llama-2-7b-chat-hf	38	33	17	65.67	35.43	58.6	44.23	31.8	52.9	78.55	48.32	45.57	71.74	7.35	50.74
vicuna-7b-v1.5	42	54	52	78.22	38.65	63.4	49.37	35.29	53.24	77.39	51.04	50.34	72.14	8.19	52.06
Mistral-7B-Instruct-v0.1	55	59	55	81.93	41.16	51	55.45	38.99	54.52	75.63	55.38	56.28	73.72	14.25	54.96
mpt-7b-8k-instruct	28	20	23	59.51	33.62	59.1	38.99	35.67	45.9	74.47	41.97	35.21	65.98	20.7	47.37
dolphin-2.0-mistral-7b	55	57	51	76.22	43.99	52.4	56.5	38.58	59.22	80.26	56.9	61.09	75.37	18.65	58.58
Mistral-7B-OpenOrca	61	66	67	87.07	47.29	62	60.06	40.23	64.08	83.99	62.24	53.05	77.74	19.94	60.17
SynthIA-7B-v1.3	51	58	55	78.41	47.13	69	53.77	42.67	62.12	83.45	62.65	51.37	78.85	17.59	59.34

Table 7: Clinicians and Benchmarks evaluation results on 19 Large Language Models.