
SHAVING WEIGHTS WITH OCCAM’S RAZOR: BAYESIAN SPARSIFICATION FOR NEURAL NETWORKS USING THE MARGINAL LIKELIHOOD

Rayen Dhahri¹, Alexander Immer^{2,3}, Bertrand Charpentier¹, Stephan Günnemann¹, and Vincent Fortuin^{1,4}

¹Department of Computer Science, Technical University of Munich

²Department of Computer Science, ETH Zürich

³Max Planck Institute for Intelligent Systems, Tübingen

⁴Helmholtz AI, Munich

ABSTRACT

Neural network sparsification is a promising avenue to save computational time and memory costs, especially in an age where many successful AI models are becoming too large to naïvely deploy on consumer hardware. While much work has focused on different weight pruning criteria, the overall *sparsifiability* of the network, i.e., its capacity to be pruned without quality loss, has often been overlooked. We present *Sparsifiability via the Marginal likelihood (SpaM)*, a pruning framework that highlights the effectiveness of using the Bayesian marginal likelihood in conjunction with sparsity-inducing priors for making neural networks more sparsifiable. Our approach implements an *automatic Occam’s razor* that selects the most sparsifiable model that still explains the data well, both for structured and unstructured sparsification. In addition, we demonstrate that the pre-computed posterior Hessian approximation used in the Laplace approximation can be re-used to define a cheap pruning criterion, which outperforms many existing (more expensive) approaches. We demonstrate the effectiveness of our framework, especially at high sparsity levels, across a range of different neural network architectures and datasets.

1 Introduction

The availability of large datasets and powerful computing infrastructure has fueled the growth of deep learning, enabling the training of massive and complex neural networks. While achieving breakthroughs like high image recognition accuracy (Russakovsky et al., 2015), high-quality text generation (Radford et al., 2022), and catalyzing performance gains across various domains, this development has amplified the challenge of over-parameterization (LeCun et al., 1990; Frankle and Carbin, 2019) and raised concerns about the increase in model size and number of operations. Despite their high performance, over-parameterized neural networks (NNs) present significant deployment challenges, particularly in hardware-constrained environments (Ray, 2022; Paleyes et al., 2022). The quest for sparser neural networks, while promising for efficiency and interpretability, faces a crucial hurdle: many trained networks are not *sparsifiable*, i.e., they resist effective pruning, regardless of the chosen pruning criteria (Molchanov et al., 2016; Frankle and Carbin, 2019; Liebenwein et al., 2021). Our work tackles this problem, showing that more *sparsifiable* networks can be achieved through Bayesian model selection using the marginal likelihood (MacKay, 1995; Immer et al., 2021) and the choice of an adequate prior that will induce such sparsifiability.

By leveraging the marginal likelihood in conjunction with well-chosen priors, we use the *automatic Occam’s razor* property (Rasmussen and Ghahramani, 2000) of Bayesian model selection, guiding the training process towards models that are inherently more sparsifiable while still faithfully representing the data. This is achieved by optimizing thousands of prior parameters to adaptively regularize weight magnitudes. We make use of recent advancements in Laplace inference for Bayesian neural networks (BNNs) (Immer et al., 2021; Daxberger et al., 2021), allowing us to approximate the marginal likelihood (MacKay, 1995) efficiently. Once trained, these BNNs can then be more effectively sparsified using different pruning criteria.

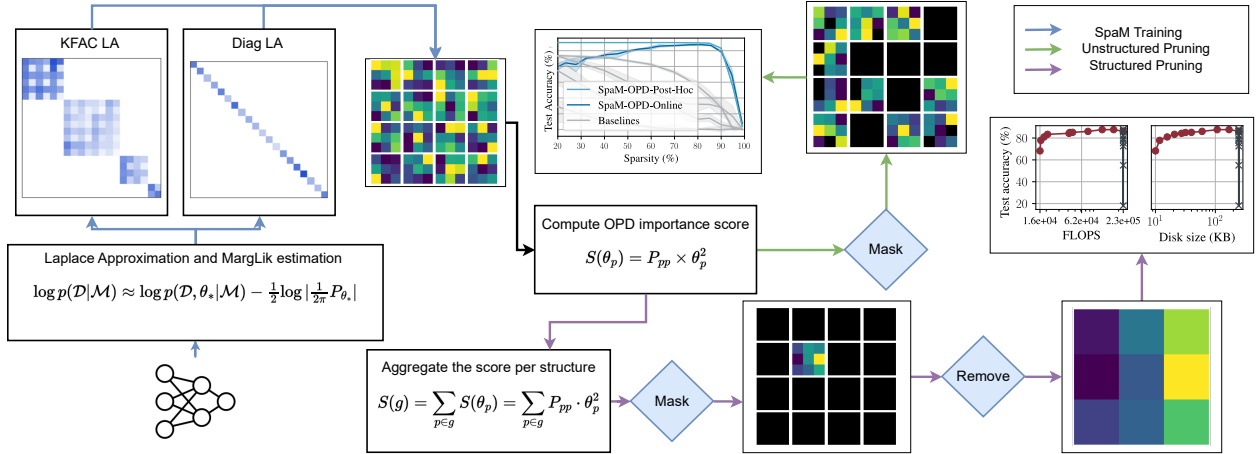


Figure 1: Overview of our proposed SpaM method. We start by training the network to maximize the marginal likelihood using the Laplace approximation, while simplifying the Hessian computation through either the KFAC or diagonal approximation. We can then use our precomputed posterior Hessian as a pruning criterion (OPD). For the unstructured case, we compute thresholds to achieve different target sparsities, compute the mask, and apply it, while for the structured approach, we aggregate the score per layer for easier weight transfer, compute the mask, and then delete the masked structures to obtain a smaller model.

Notably, the pre-computed posterior Hessian from the marginal likelihood training readily translates into a powerful pruning criterion similar to the popular Optimal Brain Damage (OBD; [LeCun et al., 1990](#)), which we call *Optimal Posterior Damage* (OPD), that can be cheaply computed in practice and often outperforms existing criteria.

Extensive empirical evaluations demonstrate the strength of our SpaM approach and the derived OPD pruning criterion in both unstructured and structured sparsification tasks across various datasets, architectures, and sparsification scheduling scenarios (online and post-hoc). Moreover, they show that our framework strikes a compelling balance between performance and computational cost.

We make the following contributions:

- We propose **SpaM**, a *novel approach to improve the sparsifiability of neural networks* using Bayesian model selection with the Laplace-approximated marginal likelihood, and show that it works well in *structured and unstructured pruning scenarios, during and after training*.
- We provide evidence-based *recommendations for prior selection* within the SpaM framework, showing that some priors can improve sparsifiability significantly better than others.
- We derive **OPD**, a *novel pruning criterion* similar to the popular OBD, which outperforms many other criteria in practice and *conveniently reuses computations* performed in the context of SpaM.

2 Background

We use deep neural networks to model learning tasks with inputs $\mathbf{x}_n \in \mathbb{R}^D$ and targets $\mathbf{y}_n \in \mathbb{R}^C$ collected in a dataset $\mathcal{D} = \{(\mathbf{x}_n, \mathbf{y}_n)\}_{n=1}^N$ of N pairs. A model is parameterized by weights $\boldsymbol{\theta} \in \mathbb{R}^P$, and maps from inputs to targets using the neural network function $\mathbf{f}_{\boldsymbol{\theta}}(\mathbf{x})$. Assuming the data are *i.i.d.*, we have a likelihood $p(\mathcal{D}|\boldsymbol{\theta}) = \prod_{n=1}^N p(\mathbf{y}_n|\mathbf{f}_{\boldsymbol{\theta}}(\mathbf{x}_n))$. We minimize the negative log likelihood, which corresponds to common losses like the cross-entropy in classification. Additionally, regularization in the form of weight decay is commonly used and corresponds to a Gaussian prior on parameters $p(\boldsymbol{\theta}) = \mathcal{N}(\boldsymbol{\theta}; \mathbf{0}, \text{diag}(\boldsymbol{\delta}))$ with diagonal precision.

2.1 Marginal Likelihood for Deep Learning

The marginal likelihood serves as the probabilistic foundation for model evaluation and selection. It provides an objective to optimize the tradeoff between data fit and model complexity, akin to the concept of Occam’s razor ([Rasmussen and Ghahramani, 2000](#); [MacKay, 2002](#)), by quantifying how well a model \mathcal{M} , with all its inherent uncertainties,

explains the observed data:

$$p(\mathcal{D}|\mathcal{M}) = \int p(\mathcal{D}|\boldsymbol{\theta}, \mathcal{M}) p(\boldsymbol{\theta}|\mathcal{M}) d\boldsymbol{\theta}. \quad (1)$$

However, it requires computing an intractable integral over all neural network parameters.

The Laplace approximation (LA, MacKay, 1992) provides a tractable and effective approximation to the marginal likelihood for deep learning (Immer et al., 2021). It arises from a second-order Taylor approximation around an estimate of the mode, $\boldsymbol{\theta}_*$, resulting in

$$\log p(\mathcal{D}|\mathcal{M}) \approx \log p(\mathcal{D}, \boldsymbol{\theta}_*|\mathcal{M}) - \frac{1}{2} \log \left| \frac{1}{2\pi} \mathbf{P}_{\boldsymbol{\theta}_*} \right|, \quad (2)$$

where $\mathbf{P}_{\boldsymbol{\theta}_*}$ is the posterior precision given by the Hessian of the negative log joint distribution, $-\nabla_{\boldsymbol{\theta}}^2 \log p(\mathcal{D}, \boldsymbol{\theta}|\mathcal{M})$, evaluated at $\boldsymbol{\theta}_*$. Defining $\mathbf{H}_{\boldsymbol{\theta}_*}$ as the Hessian of the negative log likelihood objective $-\nabla_{\boldsymbol{\theta}}^2 \log p(\mathcal{D}|\boldsymbol{\theta}, \mathcal{M})$, the posterior precision decomposes as $\mathbf{P}_{\boldsymbol{\theta}_*} = \mathbf{H}_{\boldsymbol{\theta}_*} + \text{diag}(\boldsymbol{\delta})$.

In practice, the Hessian of the negative log likelihood is often approximated by the positive semidefinite **generalized Gauss-Newton** (GGN, Schraudolph, 2002),

$$\mathbf{H}_{\boldsymbol{\theta}} \approx \sum_{n=1}^N \nabla_{\boldsymbol{\theta}} \mathbf{f}_{\boldsymbol{\theta}}(\mathbf{x}_n) \nabla_{\mathbf{f}}^2 \log p(\mathbf{y}_n|\mathbf{f}_{\boldsymbol{\theta}}(\mathbf{x}_n)) \nabla_{\boldsymbol{\theta}}^T \mathbf{f}_{\boldsymbol{\theta}}(\mathbf{x}_n), \quad (3)$$

which relies on the Jacobians of the neural network function and second derivative of the negative log likelihood at the output. Further, it is amenable to efficient structured approximations like diagonal or layer-wise variants (e.g., Martens and Grosse, 2015; Botev et al., 2017).

Diagonal and block-diagonal GGN approximations are efficient and therefore commonly used for Laplace approximations in deep learning (Ritter et al., 2018; Daxberger et al., 2021). The diagonal LA is cheap in terms of storage and computation by only modeling the marginal variances of parameters. Kronecker-factored LA (KFAC LA, Ritter et al., 2018) instead relies on a block-diagonal approximation to the GGN of the parameters $\boldsymbol{\theta}_l$ in the l th layer,

$$\mathbf{H}_{\boldsymbol{\theta}_l} \approx \mathbf{A}_l \otimes \mathbf{G}_l, \quad (4)$$

where the factors are given by the outer products of pre-activations and Jacobians w.r.t. the output of a layer, respectively (Martens and Grosse, 2015; Botev et al., 2017). The top left of Figure 1 shows a comparison of both structures.

2.2 Neural Network Pruning

Unstructured and structured pruning. The goal of the pruning procedure is to remove parameters from $\boldsymbol{\theta}$ without affecting the quality of the model output $\mathbf{f}_{\boldsymbol{\theta}}(\mathbf{x})$. While unstructured pruning consists in zeroing individual entries θ_p of the weight matrices, structured pruning consists in deleting entire structured sets of parameters g , like rows or columns (Liang et al., 2021; Fang et al., 2023). The results of structured pruning enable smaller matrix multiplications which directly provide real-world efficiency gains on most hardware, including GPUs.

Pruning procedures usually follow three steps: **(1)** We use a scoring function $S(\cdot)$ to evaluate the importance of each individual parameter $S(\theta_p)$ for unstructured pruning, or structured set of parameters $S(g)$ for structured pruning. **(2)** We compute a binary mask \mathbf{m} with the same dimensions as $\boldsymbol{\theta}$ which assign 0 values to parameters whose unstructured or structured pruning scores are below a threshold T , and 1 otherwise. While the threshold T is determined based on the target sparsity across layers for *global* pruning, it is determined per layer for *uniform* pruning (Liang et al., 2021). **(3)** We apply the mask on the weight matrix with element-wise multiplication $\mathbf{m} \circ \boldsymbol{\theta}$ to effectively remove the least important parameters. Alternatively, structured pruning enables to directly remove rows or columns whose mask values are 0 to reduce weight matrix dimensions.

Pruning before, during, after training. The pruning procedure can be applied at different times. On the one hand, some methods prune *before* or *during* training (Lee et al., 2018; Rachwan et al., 2022), thus allowing to (partially) train sparse models. On the other hand, other methods propose to prune *after* training (LeCun et al., 1990), which allows the compression of existing pre-trained models.

One-shot and iterative pruning. While the pruning procedure can be applied a single time to reach the target sparsity in *one-shot* manner, it is also possible to apply it *iteratively* to reach the target sparsity with smaller steps. Further, the pruning iterations can also be spaced at a specified pruning interval during training to *gradually* compress the model.

3 Shaving Weights with Occam’s Razor

We identify sparsifiable neural networks by automatically regularizing (groups of) parameters to have small magnitudes to facilitate pruning the least important ones, both within a probabilistic framework. Specifically, we utilize priors

that regularize parameters in potentially structured ways leading to smaller magnitudes. To optimize the resulting plentitude of regularization hyperparameters, we employ the Bayesian marginal likelihood as a differentiable objective function, effectively implementing a Bayesian variant of Occam’s razor that drives irrelevant parameters towards smaller magnitudes. While the regularized networks can be pruned with any method, we ultimately propose to use the computed posterior precision for sparsification to only keep well-determined weights of large magnitude.

3.1 Structured Priors for Regularization

To reduce the magnitude of parameters and make them more amenable to pruning, we introduce structured priors and show how to combine them with diagonal and KFAC Laplace approximations. While a scalar prior, corresponding to weight decay, is the most common, it suggests that all parameters in a neural network are equally relevant and favors uniform magnitude of parameters, which is suboptimal for pruning (Hoefler et al., 2021, Sec. 3.6).

Instead of scalar priors, we regularize parameters with different strengths using layer-, unit-, and parameter-wise priors. Layer-wise priors regularize individual layers differently and have been shown to aid pruning and improve generalization (Aghasi et al., 2017; Gordon et al., 2018; Immer et al., 2021; Antorán et al., 2022). Unit-wise regularization has been used mostly in traditional statistics, for example for group sparsity (Yuan and Lin, 2006), but recently also for channels or feature dimensions in neural networks (Wen et al., 2016; Scardapane et al., 2017).

We consider different priors in the context of the Laplace approximation for marginal likelihood optimization and pruning: Scalar priors correspond to standard weight decay and are identical for all weights. Layer-wise priors provide a scalar regularizer δ_l per layer that is stacked into a vector δ in line with the number of parameters per layer. Parameter-wise priors allow to specify δ_p for each parameter p individually. We define unit-wise priors so that each unit, which denotes a channel for convolutional and a hidden neuron for fully-connected layers, has a regularization strength for incoming and outgoing weights separately. Thus, a weight θ_p that connects unit i at layer $l-1$ with unit j in layer l has prior $\mathcal{N}(0, [\delta_{l-1}]_i \cdot [\delta_l]_j)$, that is, each layer l with M_l hidden units has a prior vector $\delta_l \in \mathbb{R}^{M_l}$. A weight is thus regularized more strongly whenever both its in- and output neurons are.

Our different priors are simple to combine additively with a diagonal Hessian approximation for the Laplace approximation (Equation (2)) but not with a KFAC structure. For that reason, so far, only scalar or layer-wise priors have been used for KFAC posterior approximations (Daxberger et al., 2021). The main issue is that we want to preserve the Kronecker factors and not factor them due to the resulting memory cost. For scalar or layer-wise priors, this can be achieved by an eigendecomposition of the individual factors

$$\mathbf{A} \otimes \mathbf{G} + \mathbf{I}\delta \stackrel{\text{def}}{=} \mathbf{Q}_A \mathbf{\Lambda}_A \mathbf{Q}_A^\top \otimes \mathbf{Q}_G \mathbf{\Lambda}_G \mathbf{Q}_G^\top + \mathbf{I}\delta = (\mathbf{Q}_A \otimes \mathbf{Q}_G)(\mathbf{\Lambda}_A \otimes \mathbf{\Lambda}_G + \delta)(\mathbf{Q}_A^\top \otimes \mathbf{Q}_G^\top), \quad (5)$$

which means that the precision only needs to be added to the diagonal eigenvalues and no Kronecker product needs to be calculated for inversion or determinant calculation.

To add a diagonal prior precision δ_l with the KFAC of the l th layer, we derive an optimal approximation in the KFAC eigenbasis, so as to maintain the Kronecker-factored structure of the posterior:

Proposition 3.1 (Diagonal Prior in KFAC Eigenbasis). *Considering the Frobenius norm, the optimal diagonal perturbation of the KFAC eigenvalues $\mathbf{\Lambda}_A \otimes \mathbf{\Lambda}_B$ to add a diagonal prior precision is given by $\mathbf{\Lambda}_A \otimes \mathbf{\Lambda}_B + \hat{\delta}$ with $\text{mat}(\hat{\delta}) = (\mathbf{Q}_G^\top)^2 \text{mat}(\delta) \mathbf{Q}_A^2$ where the square is element-wise and $\text{mat}(\cdot)$ reshapes the vector to match the parameter shape used in KFAC. Thus, it can be computed efficiently without computing a Kronecker product.*

This approach is similar to that of George et al. (2018), who correct KFAC’s eigenvalues towards the diagonal Gauss-Newton, but solves the problem of adding a full-rank diagonal instead of a rank-1 outer product to the KFAC eigenbasis.

3.2 Learning Regularization with the Marginal Likelihood

To optimize the potentially millions of regularization parameters, for example, arising from a parameter-wise prior, we employ the marginal likelihood as a differentiable objective. Optimizing regularization parameters has the advantage that different (groups of) parameters will be regularized differently and therefore become easier to prune. While it would be intractable to optimize that many regularization parameters using validation-based forms of optimization, the marginal likelihood can be estimated and differentiated during training (Immer et al., 2021, 2023; Lin et al., 2023).

Automatically determining the relevance of parameter-groups (ARD) is a common approach in Bayesian learning that can lead to sparsity and smaller parameter magnitudes (MacKay et al., 1994; Tipping, 2001) and has been used especially in linear models. The Bayesian marginal likelihood provides an objective that automatically regularizes

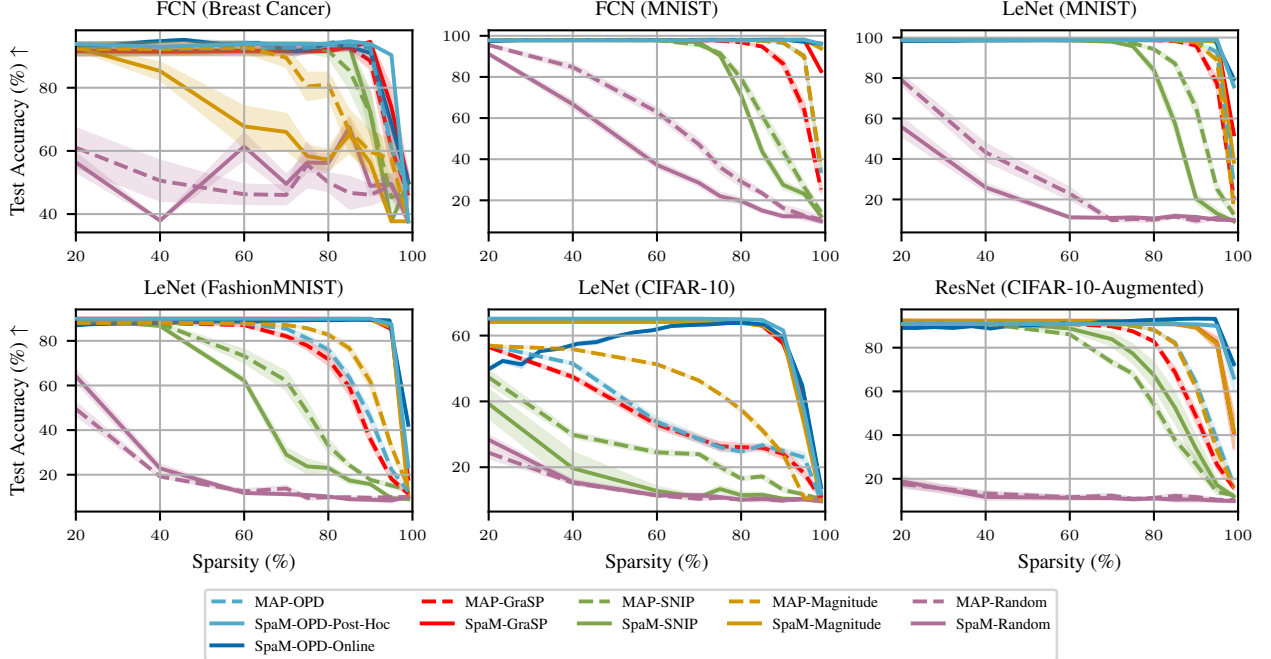


Figure 2: Predictive performance as a function of sparsity level in unstructured pruning. We see that SpaM improves the performance over MAP training across most architectures and datasets and that OPD often outperforms the other pruning criteria. Both of these effects are particularly visible at higher sparsity levels. We also see that our online pruning approach is often competitive with post-hoc pruning.

irrelevant parameter-groups more to lower their magnitude. Therefore, it is said to implement a Bayesian variant of Occam’s razor by finding the simplest model explaining the data well (Rasmussen and Ghahramani, 2000).

Mathematically, all the prior parameters δ constitute the hyperparameters of the model \mathcal{M} in the log marginal likelihood (Equation (1)) that we optimize interleaved with the neural network parameters. When optimizing the prior parameters, we use gradient ascent

$$\delta_{t+1} \leftarrow \delta_t + \alpha \nabla_{\delta} \log p(\mathcal{D}|\delta)|_{\delta=\delta_t}, \quad (6)$$

or adaptive optimizers like Adam (Kingma and Ba, 2014). Algorithmically, we follow Immer et al. (2021) and optimize the Laplace approximation to the marginal likelihood after an initial burn-in phase with a certain frequency.

3.3 Optimal Posterior Damage (OPD)

While sparsity regularization learned by marginal likelihood training can advantageously be combined with any pruning criteria like Single-shot Network Pruning (SNIP; Lee et al., 2018), variants of Gradient Signal Preservation (GraSP; Wang et al., 2020; Lubana and Dick, 2021; Rachwan et al., 2022), or magnitude pruning (Han et al., 2016), we propose in this section a new pruning criterion which uses our Laplace approximation and extends the unstructured Optimal Brain Damage (OBD) pruning criterion (LeCun et al., 1990). While OBD traditionally uses the prior precision \mathbf{H}_{θ} , we propose to adapt it to use the posterior precision \mathbf{P}_{θ} . In this case the importance score $S(\theta_p)$ for a given parameter becomes

$$S(\theta_p) = \mathbf{P}_{pp} \times \theta_p^2 \quad (7)$$

where \mathbf{P}_{pp} denotes the posterior precision for the parameter θ_p , extracted from the diagonal of the posterior precision matrix \mathbf{P}_{θ} . We call this novel posterior-based pruning criterion *Optimal Posterior Damage* (OPD). Intuitively, individual weights with high scores indicate certainty of the posterior distribution and a significant contribution to the model’s functionality, as indicated by the magnitude. In the unstructured process, we perform global one-shot pruning.

Further, we propose a structured version of OPD by aggregating the score of a structured set of parameters g , i.e.,

$$S(g) = \sum_{p \in g} S(\theta_p) = \sum_{p \in g} \mathbf{P}_{pp} \times \theta_p^2 \quad (8)$$

Table 1: Accuracies of pruned ResNets on CIFAR-10. The best training method for each pruning criterion is highlighted in **green**, where we see that SpaM improves performance for all criteria except the random baseline. The best performances overall at each sparsity level are shown in **bold**, showing that our OPD criterion outperforms the others at high sparsities.

Criterion	Training	Sparsity (%)				
		80	85	90	95	99
OPD	MAP	88.06 (± 0.12)	82.32 (± 0.44)	64.08 (± 1.32)	37.52 (± 2.34)	17.32 (± 1.01)
	SpaM	90.78 (± 0.66)	90.78 (± 0.65)	90.68 (± 0.65)	89.98 (± 0.61)	66.28 (± 5.89)
GraSP	MAP	82.87 (± 0.48)	68.78 (± 1.88)	48.65 (± 2.69)	26.46 (± 1.86)	15.75 (± 0.80)
	SpaM	91.50 (± 0.66)	90.94 (± 0.65)	89.42 (± 0.71)	82.18 (± 2.65)	41.48 (± 7.95)
SNIP	MAP	53.96 (± 2.72)	37.74 (± 2.21)	26.74 (± 3.17)	13.88 (± 0.87)	12.58 (± 0.36)
	SpaM	67.40 (± 5.68)	52.62 (± 6.84)	33.75 (± 5.71)	17.06 (± 2.23)	11.90 (± 0.51)
Magnitude	MAP	88.17 (± 0.12)	81.92 (± 0.37)	61.60 (± 1.11)	32.88 (± 1.52)	16.12 (± 0.90)
	SpaM	91.55 (± 0.64)	90.92 (± 0.64)	89.23 (± 0.62)	81.80 (± 2.22)	41.78 (± 7.20)
Random	MAP	11.25 (± 0.48)	12.15 (± 0.92)	11.65 (± 0.62)	10.45 (± 0.17)	10.27 (± 0.17)
	SpaM	11.00 (± 0.48)	10.47 (± 0.86)	10.56 (± 1.15)	10.01 (± 0.45)	9.81 (± 0.61)

In practice, the structured set of parameters g corresponds to all parameters along one dimension of the weight matrix inside a layer, in order to reduce the size of the matrix multiplications. Since subsequent layers might have significantly different weight matrix dimensions impacting the magnitude of the aggregated sum, we opt for uniform structured pruning to guarantee a fair pruning treatment across all layers. Moreover, as removing a full structure is more aggressive, we also apply gradual pruning during training. Finally, we omit pruning the final layer to mitigate overly strong impacts on classification accuracy and computational stability (Elsen et al., 2019).

The OPD pruning criterion can be computed to prune *online* during training or *post-hoc* after training by using Laplace approximations. On one hand, in the case of maximum a posteriori (MAP) training, Laplace approximations of the inverse Hessian at θ_* can be additionally computed to approximate OPD. On the other hand, in the case of our marginal likelihood training, Laplace approximations of the precision matrix can be reused to compute OPD without computational overhead, in contrast to the other pruning criteria, which often require additional computations to be performed. Note that we will also show in our experiments that OPD additionally avoids the need for potentially expensive fine-tuning after pruning.

4 Related work

Laplace-approximated BNNs. From the early inception of Bayesian neural networks (Neal, 1992; Hinton and Van Camp, 1993), the Laplace approximation was a popular inference method (MacKay, 1992). In recent years, it has undergone a renaissance (Martens and Grosse, 2015; Botev et al., 2017; Ritter et al., 2018; Daxberger et al., 2021), including critical work on using more scalable approximations for the associated marginal likelihood in the context of model selection (MacKay, 1995; Immer et al., 2021, 2022), which we use in our framework. To the best of our knowledge, we are the first to study the benefits of this Laplace-approximated marginal likelihood in the context of sparsification of deep neural networks. However, similar methods that automatically quantify the relevance (ARD) of parameters have been derived and used for linear and kernel models (Tipping, 2001; Wipf and Rao, 2004).

Pruning neural networks. Various pruning criteria have been proposed to determine the importance of model parameters. Many criteria proposed to prune based on the weight magnitude (Han et al., 2016; Zhou et al., 2020; Bellec et al., 2018) but usually required additional fine-tuning to recover accuracy. Sun et al. (2023) proposed to combine activation and weight norms for pruning without fine-tuning. Other approaches include pruning using first-order information based on connectivity (Lee et al., 2018) or synaptic flow conservation (Tanaka et al., 2020), or second-order information aiming at preserving gradient flow (Rachwan et al., 2022; Wang et al., 2020; Lubana and Dick, 2021). Recently, van der Ouderaa et al. (2023) focused on pruning LLMs based on a second-order Taylor expansion. In contrast, OPD uses second-order information provided by the posterior precision given by the Laplace approximation.

Beyond pruning criteria, there have been many approaches to prune at initialization (Lee et al., 2018; Wang et al., 2020; Tanaka et al., 2020), during training (Golkar et al., 2019; Zhou et al., 2021), and after training (Han et al., 2016; Sun

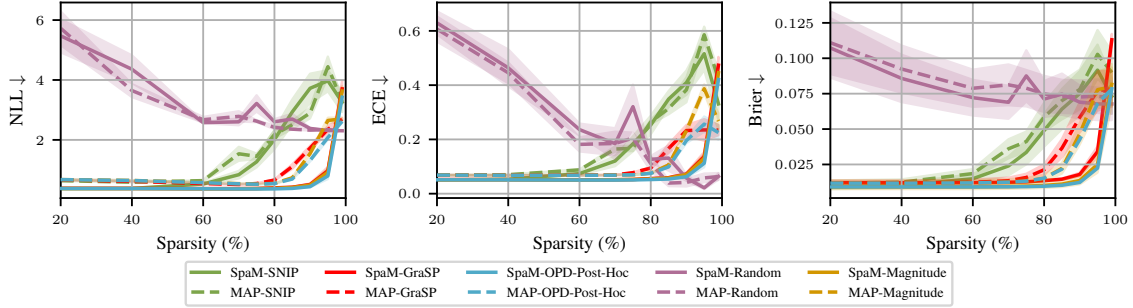


Figure 3: Uncertainty estimation with pruned ResNets on CIFAR-10. We see that SpaM improves uncertainty estimation in terms of NLL, ECE, and Brier score for many pruning criteria and that our OPD criterion outperforms the baselines, especially at high sparsities.

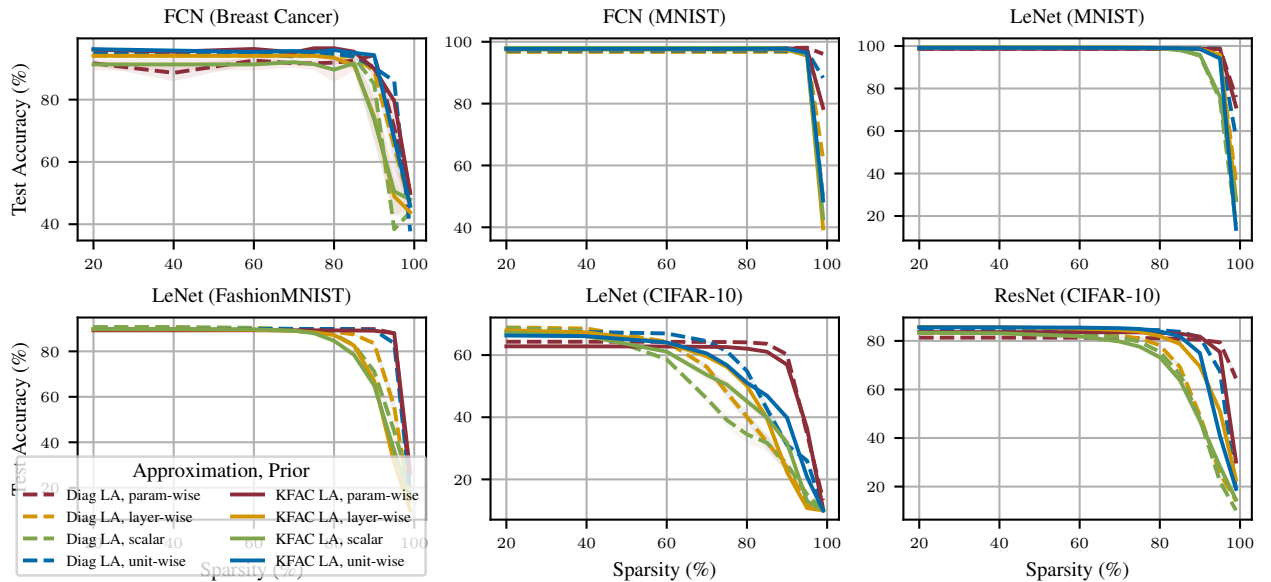


Figure 4: Comparison of different priors and Hessian approximations for SpaM-OPD pruning. The unit-wise and parameter-wise priors show better performance at high sparsity levels, with the parameter-wise one bridging the gap between Diag and KFAC LA.

et al., 2023). In particular, multiple works proposed to leverage specific training schemes promoting zero-invariant parameter groups for structured pruning (Chen et al., 2021, 2023). In contrast, SpaM induces sparse structures during training using Bayesian marginal likelihood training.

5 Experiments

We conduct experiments on various datasets and models and outline our experimental setup in detail in Appendix D. We compare MAP training with our proposed SpaM approach with different priors, comparing our OPD pruning criterion with random pruning, magnitude pruning, SNIP (Lee et al., 2018), GraSP (Wang et al., 2020; Lubana and Dick, 2021), and SynFlow (Tanaka et al., 2020). We show that **SpaM improves pruning performance across a range of different pruning criteria**, especially at higher sparsities, and that our **OPD often outperforms the baselines**. This observation extends not only to predictive accuracy, but also uncertainty estimation. Moreover, we show that the choice of prior can play a significant role and **introduce parameter-wise and unit-wise priors** for the KFAC approximation. Finally, we show that SpaM and OPD also work in a structured pruning setting, leading to **significant computational benefits**.

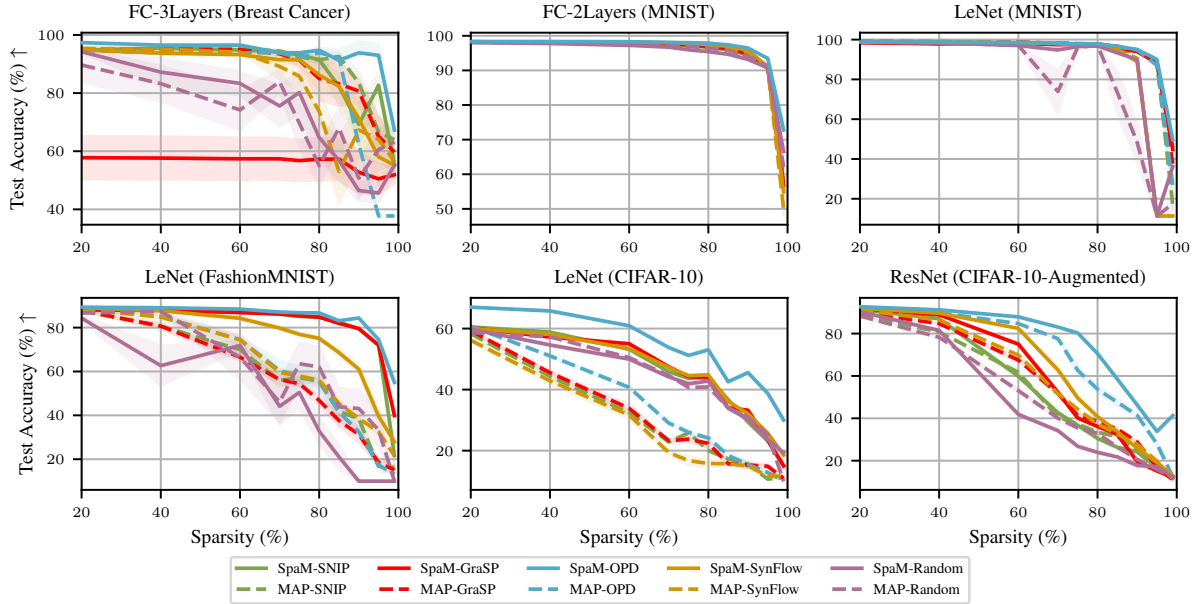


Figure 5: Similarly to unstructured pruning, we also see in this experiment on structured pruning that SpaM (using a unit-wise prior) improves performance over MAP and that OPD mostly outperforms other pruning criteria, especially at higher sparsity levels.

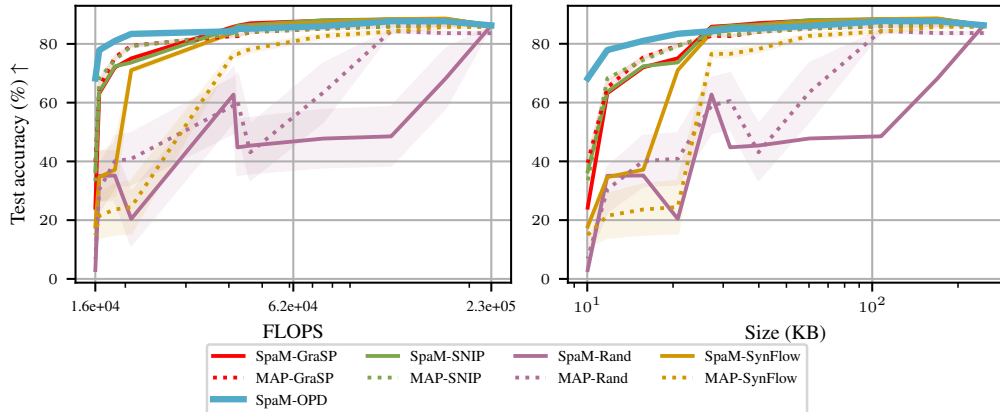


Figure 6: Structured pruning with LeNet on FashionMNIST, using unit-wise priors. We see that our SpaM-OPD dominates the Pareto frontier in terms of predictive performance as a function of computational time and memory cost.

5.1 SpaM Improves Performance at High Sparsities

We compare SpaM to MAP training with different pruning criteria, including OPD, across different models and datasets. For SpaM in this unstructured pruning context, we use the diagonal Laplace approximation with a parameter-wise prior. Encouragingly, MAP and SpaM reach comparable performance during training, showing that the increased sparsifiability of SpaM comes at no additional cost in unpruned performance (see Figure 7 in the appendix).

More excitingly, we see in Figure 2 and Table 1 that SpaM drastically improves the performance for many pruning criteria, especially magnitude pruning, GraSP, and OPD. We also see that OPD, despite being a cheap byproduct of our marginal likelihood computation, often outperforms the other pruning criteria, especially at higher sparsities. For instance, at 95 % pruning rate (i.e., with 20x fewer parameters), our combination of SpaM and OPD still retains almost the same performance as the unpruned model, while the other pruning criteria with MAP training have dropped to essentially unusable performance levels at this sparsity.

Fine-tuning. We see in Figure 11 in the appendix that some of this performance difference can be remedied by costly fine-tuning of the networks after pruning, which however still does not allow the other methods to reach the full SpaM-OPD performance, and in the case of OPD, also does not further improve its already near-optimal performance.

Online pruning. Figure 2 shows that our online version of SpaM, which uses the marginal likelihood and OPD during training to iteratively prune the network, reaches comparable performance levels to the post-hoc version, thus offering a computationally even more convenient way to effectively sparsify neural networks.

Uncertainty estimation. Given that SpaM is a Bayesian method, it does not only offer high predictive accuracies but also calibrated uncertainty estimates. Indeed, we see in Figure 3 that the trends we have seen for accuracy also apply for negative log-likelihood, expected calibration error, and the Brier score. Again, SpaM improves the uncertainty estimates over MAP training, OPD outperforms most other criteria, and we achieve well-calibrated models up until very high sparsity levels. Note that the random baseline also achieves a low ECE at high sparsity levels because it essentially reverts to random guessing, which is a known weakness of the ECE metric (Gruber and Buettner, 2022).

5.2 Influence of Priors on Sparsifiability

The Bayesian marginal likelihood, as employed in SpaM, strongly depends on the chosen prior. To understand the influence of prior and Hessian approximation on performance in our proposed SpaM-OPD approach, we compare diagonal and KFAC approximations with scalar, layer-wise, unit-wise, and parameter-wise priors. Note regarding the latter two, that in this work, we are the first to ever implement them for the KFAC approximation, thus contributing to the general framework of Laplace-approximated BNNs (Daxberger et al., 2021), independent of the pruning use case.

We see in Figure 4 that our newly introduced unit-wise and parameter-wise priors for KFAC indeed outperform the others, especially at high sparsities. When comparing KFAC to the diagonal approximation, we see that KFAC often leads to slightly better performance at lower sparsity levels. However, we also see that the relatively simple choice of parameter-wise prior and diagonal Hessian approximation, as used in our previous experiments above, is a strong baseline across the board and can be recommended as a safe default option for unstructured pruning. Note that the unit-wise priors can be especially useful for structured pruning, as we will see in the following experiment. More detailed prior comparisons can be found in Appendix B.3.

5.3 SpaM Extends to Structured Sparsification

Here, we study the effect of SpaM and OPD in the more challenging setting of eliminating entire network structures, such as convolutional kernels. Studying different network architectures, we aim to generalize our unstructured pruning approach to the setting of structured pruning, where the structures can be freely defined depending on the use case.

Encouragingly, we see in Figure 5 that our findings from the unstructured case transfer qualitatively also to the structured case, with SpaM-OPD outperforming the baselines at high sparsities. Crucially, while the sparsity patterns generated by unstructured pruning are more difficult to translate into computational benefits, structured pruning directly leads to computational savings on standard GPUs (see also Figure 18 in the appendix). We see in Figure 6 that SpaM-OPD dominates the Pareto frontier of the tradeoff between performance and computational cost at high sparsities (i.e., low costs), yielding 10x–20x savings in FLOPS and memory consumption with only minimal deterioration in performance. This positions our proposed framework as a potentially promising approach for the deployment of AI models in resource-constrained environments.

6 Conclusion, Limitations, and Future Work

We have shown that the Bayesian marginal likelihood, with its associated *Occam’s razor* effect, can be used to select neural network models that are *inherently more sparsifiable*. Crucially, we have shown that this sparsifiability *extends across different pruning criteria* and enables *large gains in performance and uncertainty estimation*, especially at *high sparsity levels*. Conveniently, the computations needed for the marginal likelihood estimation using the Laplace approximation can be re-used to define a *novel pruning criterion called OPD*, which outperforms many existing (more expensive) criteria in our experiments. We have also presented *guidelines for choosing priors* within our framework and have shown that even in the challenging setting of *structured pruning*, our proposed SpaM approach can yield up to *20x savings in computational time and memory*, with only small reductions in performance. Our work thus offers a promising path towards pruning large AI models at high sparsity levels for deployment on resource-constrained devices.

Limitations. Our approach naturally inherits some limitations of the Laplace approximation, for instance, the fact that it only captures the local geometry of a single posterior mode or potential numerical instabilities in the Hessian

computations when used with low-precision weights. Moreover, it accrues an additional computational cost compared to MAP training, which is then, however, amortized by the computational savings during the deployment of the sparsified model.

Future Work. Interesting avenues for future work include the exploration of more complex priors, the extension of our unit-wise priors and structured pruning approach to more complex neural network architectures, such as graph neural networks, and the empirical evaluation of our approach on large-scale foundation models, such as large language models (LLMs).

References

- Olga Russakovsky, Jia Deng, Hao Su, Jonathan Krause, Sanjeev Satheesh, Sean Ma, Zhiheng Huang, Andrej Karpathy, Aditya Khosla, Michael Bernstein, Alexander C. Berg, and Li Fei-Fei. Imagenet large scale visual recognition challenge, 2015.
- Alec Radford, Jong Wook Kim, Tao Xu, Greg Brockman, Christine McLeavey, and Ilya Sutskever. Robust speech recognition via large-scale weak supervision, 2022.
- Yann LeCun, John S Denker, and Sara A Solla. Optimal brain damage. In *Advances in neural information processing systems*, pages 598–605, 1990.
- Jonathan Frankle and Michael Carbin. The lottery ticket hypothesis: Finding sparse, trainable neural networks. In *International Conference on Learning Representations (ICLR)*, 2019.
- Partha Pratim Ray. A review on tinyml: State-of-the-art and prospects. *Journal of King Saud University - Computer and Information Sciences*, 34(4):1595–1623, 2022. ISSN 1319-1578. doi:<https://doi.org/10.1016/j.jksuci.2021.11.019>. URL <https://www.sciencedirect.com/science/article/pii/S1319157821003335>.
- Andrei Paleyes, Raoul-Gabriel Urma, and Neil D. Lawrence. Challenges in deploying machine learning: A survey of case studies. *ACM Computing Surveys*, 55(6):1–29, December 2022. ISSN 1557-7341. doi:[10.1145/3533378](https://doi.org/10.1145/3533378). URL <http://dx.doi.org/10.1145/3533378>.
- Pavlo Molchanov, Stephen Tyree, Tero Karras, Timo Aila, and Jan Kautz. Pruning convolutional neural networks for resource efficient inference. *arXiv preprint arXiv:1611.06440*, 2016.
- Lucas Liebenwein, Cenk Baykal, Brandon Carter, David Gifford, and Daniela Rus. Lost in pruning: The effects of pruning neural networks beyond test accuracy, 2021.
- David John Cameron MacKay. Probable networks and plausible predictions - a review of practical bayesian methods for supervised neural networks. *Network: Computation In Neural Systems*, 6:469–505, 1995. URL <https://api.semanticscholar.org/CorpusID:14332165>.
- Alexander Immer, Matthias Bauer, Vincent Fortuin, Gunnar Rätsch, and Mohammad Emtiyaz Khan. Scalable marginal likelihood estimation for model selection in deep learning. In *International Conference on Machine Learning*. PMLR, 2021.
- Carl Rasmussen and Zoubin Ghahramani. Occam’s razor. In T. Leen, T. Dietterich, and V. Tresp, editors, *Advances in Neural Information Processing Systems*, volume 13. MIT Press, 2000. URL https://proceedings.neurips.cc/paper_files/paper/2000/file/0950ca92a4dcf426067cfd2246bb5ff3-Paper.pdf.
- Erik Daxberger, Agustinus Kristiadi, Alexander Immer, Runa Eschenhagen, Matthias Bauer, and Philipp Hennig. Laplace redux—effortless Bayesian deep learning. In *NeurIPS*, 2021.
- David J. C. MacKay. *Information Theory, Inference & Learning Algorithms*. Cambridge University Press, USA, 2002. ISBN 0521642981.
- David J. C. MacKay. A Practical Bayesian Framework for Backpropagation Networks. *Neural Computation*, 4(3): 448–472, 05 1992. ISSN 0899-7667. doi:[10.1162/neco.1992.4.3.448](https://doi.org/10.1162/neco.1992.4.3.448). URL <https://doi.org/10.1162/neco.1992.4.3.448>.
- Nicol N Schraudolph. Fast curvature matrix-vector products for second-order gradient descent. *Neural computation*, 14(7):1723–1738, 2002.
- James Martens and Roger Grosse. Optimizing neural networks with kronecker-factored approximate curvature. In *International conference on machine learning*, pages 2408–2417. PMLR, 2015.
- Aleksandar Botev, Hippolyt Ritter, and David Barber. Practical gauss-newton optimisation for deep learning, 2017.
- Hippolyt Ritter, Aleksandar Botev, and David Barber. A scalable laplace approximation for neural networks. In *International Conference on Learning Representations*, 2018. URL <https://openreview.net/forum?id=Skdvd2xAZ>.

- Tailin Liang, John Glossner, Lei Wang, Shaobo Shi, and Xiaotong Zhang. Pruning and quantization for deep neural network acceleration: A survey. *Neurocomput.*, 461(C):370–403, oct 2021. ISSN 0925-2312. doi:10.1016/j.neucom.2021.07.045. URL <https://doi.org/10.1016/j.neucom.2021.07.045>.
- Gongfan Fang, Xinyin Ma, Mingli Song, Michael Bi Mi, and Xinchao Wang. Depgraph: Towards any structural pruning. In *Proceedings of the IEEE/CVF Conference on Computer Vision and Pattern Recognition*, pages 16091–16101, 2023.
- Namhoon Lee, Thalaisyasingam Ajanthan, and Philip H. S. Torr. SNIP: single-shot network pruning based on connection sensitivity. *CoRR*, abs/1810.02340, 2018. URL <http://arxiv.org/abs/1810.02340>.
- John Rachwan, Daniel Zügner, Bertrand Charpentier, Simon Geisler, Morgane Ayle, and Stephan Günnemann. Winning the lottery ahead of time: Efficient early network pruning, 2022.
- Torsten Hoefler, Dan Alistarh, Tal Ben-Nun, Nikoli Dryden, and Alexandra Peste. Sparsity in deep learning: Pruning and growth for efficient inference and training in neural networks. *The Journal of Machine Learning Research*, 22(1): 10882–11005, 2021.
- Alireza Aghasi, Afshin Abdi, Nam Nguyen, and Justin Romberg. Net-trim: Convex pruning of deep neural networks with performance guarantee. *Advances in neural information processing systems*, 30, 2017.
- Ariel Gordon, Elad Eban, Ofir Nachum, Bo Chen, Hao Wu, Tien-Ju Yang, and Edward Choi. Morphnet: Fast & simple resource-constrained structure learning of deep networks. In *Proceedings of the IEEE conference on computer vision and pattern recognition*, pages 1586–1595, 2018.
- Javier Antorán, David Janz, James U Allingham, Erik Daxberger, Riccardo Rb Barbano, Eric Nalisnick, and José Miguel Hernández-Lobato. Adapting the linearised laplace model evidence for modern deep learning. In *International Conference on Machine Learning*, pages 796–821. PMLR, 2022.
- Ming Yuan and Yi Lin. Model selection and estimation in regression with grouped variables. *Journal of the Royal Statistical Society Series B: Statistical Methodology*, 68(1):49–67, 2006.
- Wei Wen, Chunpeng Wu, Yandan Wang, Yiran Chen, and Hai Li. Learning structured sparsity in deep neural networks. *Advances in neural information processing systems*, 29, 2016.
- Simone Scardapane, Danilo Comminiello, Amir Hussain, and Aurelio Uncini. Group sparse regularization for deep neural networks. *Neurocomputing*, 241:81–89, 2017.
- Thomas George, César Laurent, Xavier Bouthillier, Nicolas Ballas, and Pascal Vincent. Fast approximate natural gradient descent in a kronecker factored eigenbasis. *Advances in Neural Information Processing Systems*, 31, 2018.
- Alexander Immer, Tycho FA Van Der Ouderaa, Mark Van Der Wilk, Gunnar Ratsch, and Bernhard Schölkopf. Stochastic marginal likelihood gradients using neural tangent kernels. In *International Conference on Machine Learning*, pages 14333–14352. PMLR, 2023.
- Jihao Andreas Lin, Javier Antorán, and José Miguel Hernández-Lobato. Online laplace model selection revisited. *arXiv preprint arXiv:2307.06093*, 2023.
- David JC MacKay et al. Bayesian nonlinear modeling for the prediction competition. *ASHRAE transactions*, 100(2): 1053–1062, 1994.
- Michael E Tipping. Sparse bayesian learning and the relevance vector machine. *Journal of machine learning research*, 1(Jun):211–244, 2001.
- Diederik P Kingma and Jimmy Ba. Adam: A method for stochastic optimization. *arXiv preprint arXiv:1412.6980*, 2014.
- Chaoqi Wang, Guodong Zhang, and Roger Baker Grosse. Picking winning tickets before training by preserving gradient flow. *CoRR*, abs/2002.07376, 2020. URL <https://arxiv.org/abs/2002.07376>.
- Ekdeep Singh Lubana and Robert P. Dick. A gradient flow framework for analyzing network pruning, 2021.
- Song Han, Huizi Mao, and William J Dally. Deep compression: Compressing deep neural networks with pruning, trained quantization and huffman coding. In *Proceedings of international conference on learning representations (ICLR)*, 2016.
- Erich Elsen, Marat Dukhan, Trevor Gale, and Karen Simonyan. Fast sparse convnets, 2019.
- Radford Neal. Bayesian learning via stochastic dynamics. *Advances in neural information processing systems*, 5, 1992.
- Geoffrey E Hinton and Drew Van Camp. Keeping the neural networks simple by minimizing the description length of the weights. In *Proceedings of the sixth annual conference on Computational learning theory*, pages 5–13, 1993.

- Alexander Immer, Tycho van der Ouderaa, Gunnar Rätsch, Vincent Fortuin, and Mark van der Wilk. Invariance learning in deep neural networks with differentiable Laplace approximations. *Advances in Neural Information Processing Systems*, 35:12449–12463, 2022.
- David P Wipf and Bhaskar D Rao. Sparse bayesian learning for basis selection. *IEEE Transactions on Signal processing*, 52(8):2153–2164, 2004.
- Hattie Zhou, Janice Lan, Rosanne Liu, and Jason Yosinski. Deconstructing lottery tickets: Zeros, signs, and the supermask, 2020.
- Guillaume Bellec, David Kappel, Wolfgang Maass, and Robert Legenstein. Deep rewiring: Training very sparse deep networks, 2018.
- Mingjie Sun, Zhuang Liu, Anna Bair, and J. Zico Kolter. A simple and effective pruning approach for large language models. *arXiv preprint arXiv:2306.11695*, 2023.
- Hidenori Tanaka, Daniel Kunin, Daniel L. K. Yamins, and Surya Ganguli. Pruning neural networks without any data by iteratively conserving synaptic flow, 2020.
- Tycho F. A. van der Ouderaa, Markus Nagel, Mart van Baalen, Yuki M. Asano, and Tijmen Blankevoort. The Ilm surgeon, 2023.
- Siavash Golkar, Michael Kagan, and Kyunghyun Cho. Continual learning via neural pruning. *arXiv preprint arXiv:1903.04476*, 2019.
- Xiao Zhou, Weizhong Zhang, Zonghao Chen, Shizhe Diao, and Tong Zhang. Efficient neural network training via forward and backward propagation sparsification, 2021.
- Tianyi Chen, Bo Ji, DING Tianyu, Biyi Fang, Guanyi Wang, Zhihui Zhu, Luming Liang, Yixin Shi, Sheng Yi, and Xiao Tu. Only train once: A one-shot neural network training and pruning framework. In *Thirty-Fifth Conference on Neural Information Processing Systems*, 2021.
- Tianyi Chen, Luming Liang, DING Tianyu, Zhihui Zhu, and Ilya Zharkov. Otov2: Automatic, generic, user-friendly. In *International Conference on Learning Representations*, 2023.
- Sebastian Gruber and Florian Buettner. Better uncertainty calibration via proper scores for classification and beyond. *Advances in Neural Information Processing Systems*, 35:8618–8632, 2022.
- D. Dua and C. Graff. Breast cancer wisconsin (diagnostic) data set. *UCI Machine Learning Repository*, 2019. URL [https://archive.ics.uci.edu/ml/datasets/Breast+Cancer+Wisconsin+\(Diagnostic\)](https://archive.ics.uci.edu/ml/datasets/Breast+Cancer+Wisconsin+(Diagnostic)).
- Yann LeCun, Léon Bottou, Yoshua Bengio, and Patrick Haffner. Gradient-based learning applied to document recognition. *Proceedings of the IEEE*, 86(11):2278–2324, 1998.
- Han Xiao, Kashif Rasul, and Roland Vollgraf. Fashion-mnist: a novel image dataset for benchmarking machine learning algorithms. *arXiv preprint arXiv:1708.07747*, 2017.
- Alex Krizhevsky. Learning multiple layers of features from tiny images. Technical report, Citeseer, 2009.
- Ilya Tolstikhin, Neil Houlsby, Alexander Kolesnikov, Lucas Beyer, Xiaohua Zhai, Thomas Unterthiner, Jessica Yung, Andreas Steiner, Daniel Keysers, Jakob Uszkoreit, Mario Lucic, and Alexey Dosovitskiy. Mlp-mixer: An all-mlp architecture for vision, 2021.
- Kazuki Osawa, Satoki Ishikawa, Rio Yokota, Shigang Li, and Torsten Hoefler. Asdl: A unified interface for gradient preconditioning in pytorch, 2023.
- Sergey Zagoruyko and Nikos Komodakis. Wide residual networks, 2017.
- Alexey Dosovitskiy, Lucas Beyer, Alexander Kolesnikov, Dirk Weissenborn, Xiaohua Zhai, Thomas Unterthiner, Mostafa Dehghani, Matthias Minderer, Georg Heigold, Sylvain Gelly, Jakob Uszkoreit, and Neil Houlsby. An image is worth 16x16 words: Transformers for image recognition at scale, 2021.
- Ashish Vaswani, Noam Shazeer, Niki Parmar, Jakob Uszkoreit, Llion Jones, Aidan N Gomez, Łukasz Kaiser, and Illia Polosukhin. Attention is all you need. *Advances in neural information processing systems*, 30, 2017.
- Song Han, Jeff Pool, John Tran, and William Dally. Learning both weights and connections for efficient neural network. In *NeurIPS*, 2015.
- Hesham Mostafa and Xin Wang. Parameter efficient training of deep convolutional neural networks by dynamic sparse reparameterization, 2019.

A Proof for Diagonal Prior in a Kronecker-factored Eigenbasis

Proposition A.1 (Diagonal Prior in KFAC Eigenbasis). *Considering the Frobenius norm, the optimal diagonal perturbation of the KFAC eigenvalues $\Lambda_A \otimes \Lambda_B$ to add a diagonal prior precision is given by $\Lambda_A \otimes \Lambda_B + \hat{\delta}$ with $\text{mat}(\hat{\delta}) = (\mathbf{Q}_G^\top)^2 \text{mat}(\delta) \mathbf{Q}_A^2$ where the square is element-wise and $\text{mat}(\cdot)$ reshapes the vector to match the parameter shape used in KFAC. Thus, it can be computed efficiently without computing a Kronecker product.*

Proof. We prove this result in two steps. First, we show what the optimum looks like in terms of the Frobenius norm. Second, we show how to simplify the results to enable efficient computation without computing Kronecker products. We have a KFAC Hessian approximation $\mathbf{A} \otimes \mathbf{B}$ with $\mathbf{A} \in \mathbb{R}^{D_{\text{in}} \times D_{\text{in}}}$ and $\mathbf{B} \in \mathbb{R}^{D_{\text{out}} \times D_{\text{out}}}$ where the dimensionalities D depend on the layer type (Martens and Grosse, 2015). In the case of a fully-connected layer, these are simply the dimensionality of the in- and output hidden representation. The same layer will have $D_{\text{in}} \times D_{\text{out}}$ parameters and thus the corresponding diagonal prior precision is given by $\delta \in \mathbb{R}^{D_{\text{in}} D_{\text{out}}}$. For the Laplace approximation, the eigendecomposition of individual Kronecker factors is already computed as $\mathbf{A} = \mathbf{Q}_A \Lambda_A \mathbf{Q}_A^\top$ and similarly for \mathbf{B} as shown in Equation (5). Recall also that $\text{diag}(\cdot)$ turns a vector into a diagonal matrix and extracts the diagonal entries of a matrix into a vector. We are interested in the Frobenius-optimal diagonal perturbation of the eigenvalues so as to maintain the efficiency structure of the KFAC and thus the downstream Laplace approximation:

$$\begin{aligned} & \arg \min_{\hat{\delta}} \|(\mathbf{Q}_A \otimes \mathbf{Q}_G)(\Lambda_A \otimes \Lambda_G + \text{diag}(\hat{\delta}))(\mathbf{Q}_A^\top \otimes \mathbf{Q}_G^\top) - (\mathbf{Q}_A \otimes \mathbf{Q}_G)(\Lambda_A \otimes \Lambda_G)(\mathbf{Q}_A^\top \otimes \mathbf{Q}_G^\top) + \text{diag}(\delta)\|_F^2 \\ &= \arg \min_{\hat{\delta}} \|\Lambda_A \otimes \Lambda_G + \text{diag}(\hat{\delta}) - \Lambda_A \otimes \Lambda_G + (\mathbf{Q}_A^\top \otimes \mathbf{Q}_G^\top) \text{diag}(\delta)(\mathbf{Q}_A \otimes \mathbf{Q}_G)\|_F^2 \\ &= \text{diag}((\mathbf{Q}_A^\top \otimes \mathbf{Q}_G^\top) \text{diag}(\delta)(\mathbf{Q}_A \otimes \mathbf{Q}_G)), \end{aligned}$$

where we first multiplied the orthogonal bases from left and right and then realized that the values of $\hat{\delta}$ need to be set to the entries of the prior δ projected into the basis.

Naïvely, computing the optimum of $\hat{\delta}$ would require expanding the Kronecker product above and lead to a potentially intractable complexity of $\mathcal{O}(D_{\text{in}}^2 D_{\text{out}}^2)$. However, it is possible to simplify it further to maintain efficient computation: For simplicity, consider the case without Kronecker factorization. We have

$$\text{diag}(\mathbf{Q}^\top \text{diag}(\mathbf{d})\mathbf{Q}) = (\mathbf{Q}^\top \circ \mathbf{Q}^\top)\mathbf{d},$$

where \circ is the element-wise Hadamard product. So we can express the diagonal of the matrix-matrix product as a matrix-vector product with the diagonal \mathbf{d} as the vector. In the Kronecker-factored case, we need just one more simplification:

$$\begin{aligned} \text{diag}((\mathbf{Q}_A^\top \otimes \mathbf{Q}_G^\top) \text{diag}(\delta)(\mathbf{Q}_A \otimes \mathbf{Q}_G)) &= ((\mathbf{Q}_A^\top \otimes \mathbf{Q}_G^\top) \circ (\mathbf{Q}_A^\top \otimes \mathbf{Q}_G^\top))\delta \\ &= ((\mathbf{Q}_A^\top \circ \mathbf{Q}_A^\top) \otimes (\mathbf{Q}_G^\top \circ \mathbf{Q}_G^\top))\delta \\ &= \text{vec}((\mathbf{Q}_G^\top \circ \mathbf{Q}_G^\top) \text{mat}(\delta)(\mathbf{Q}_A \circ \mathbf{Q}_A)) = \text{vec}(\mathbf{Q}_G^\top)^2 \text{mat}(\delta) \mathbf{Q}_A^2, \end{aligned}$$

where we have used the mixed-product property of the Kronecker product and the properties for multiplying a Kronecker-product with a vector. The vec operator “flattens” a matrix, that is, turns a $D_{\text{out}} \times D_{\text{in}}$ matrix into a $D_{\text{out}} D_{\text{in}}$ vector, and mat does the opposite. The final approximation $\hat{\delta}$ can be computed efficiently in $\mathcal{O}(D_{\text{in}}^2 + D_{\text{out}}^2)$. \square

B Additional Results

B.1 Baselines

Figure 7 illustrates that both MAP and SPAM achieve similar levels of performance throughout the training process. This observation underscores that SPAM’s enhanced sparsifiability is achieved without compromising the unpruned performance. Furthermore, the comparable unpruned accuracies of SPAM and MAP models indicate that SPAM’s sparsifiability benefits are not merely a result of higher baseline accuracies, but rather a distinct advantage offered by the SPAM methodology. The sparsification methods are performed on these models in a way that once the model is trained for a specific seed, we copy it and use it to perform the different sparsification methods, we repeat the steps for a minimum of 4 different seeds ensuring the robustness of our findings.

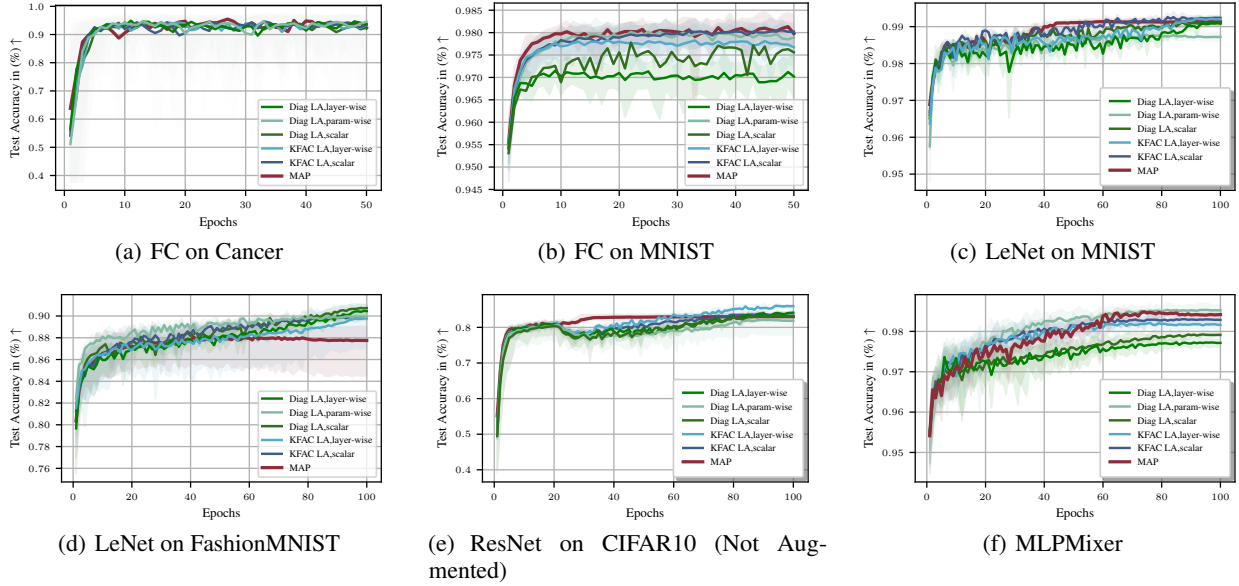


Figure 7: Training curves for MAP and SpaM training with different priors and Hessian approximations. We see that all methods achieve a similar performance by the end of training.

B.2 Tables

In tables 2 and 3, we present our results comparing different methods using MAP and SpaM with various priors. Notably, SpaM with Diag LA and parameter-wise priors significantly outperforms MAP and other SpaM variants at high sparsity levels.

B.3 Prior effects

Figure 8 and Figure 9 illustrate our findings when applying SpaM with various priors for both OPD and GraSP. Notably, Diag LA, using parameter-wise priors, excels in high sparsity scenarios, even with complex models and datasets like ResNets. Furthermore, for MLPmixer, we observe that SpaM variants, employing parameter-wise priors and layerwise approaches, preserve baseline accuracy even at extreme sparsities of 99%.

B.4 Unit-wise and Parameter-wise KFAC for GraSP

As shown in Section 5, networks trained using SpaM and parameter-wise priors were able to maintain a high accuracy at challenging sparsity levels up to 99%. Moreover, parameter-wise KFAC and unit-wise priors showed high performance for the OPD pruning approach. We show in Figure 10 that the combination of SpaM and these priors leverage the performance of methods like GraSP.

B.5 One Shot Efficiency

As seen in Figure 11, our proposed post-hoc pruning criterion, OPD, consistently demonstrates stable performance across diverse model architectures and datasets, achieving significant sparsity levels without the need for fine-tuning. It seamlessly operates either post-training or with pre-trained models, providing a highly flexible and versatile solution.

B.6 Modern Architectures

B.6.1 Wide ResNet

In Figure 12, we demonstrate how SpaM enhances the sparsity performance of Wide ResNet models. This is specifically illustrated in the case of OPD, GraSP, and Magnitude, all while maintaining a low Brier score, ECE, and NLL up to 95% sparsity.

Criterion	Approximation	Sparsity (%) Prior	20	40	60	70	75	80	85	90	95	99
GraSP	Diag	parameter-wise	98.75	98.75	98.74	98.75	98.75	98.75	98.75	98.74	98.72	52.19
		layerwise	99.08	99.09	99.10	98.96	98.50	97.79	93.50	78.93	63.71	16.67
		scalar	99.11	99.11	99.12	98.84	98.41	97.74	87.67	57.99	44.60	15.73
	KFAC	layerwise	99.25	99.25	99.26	99.01	98.74	97.86	91.48	82.78	50.75	13.48
		scalar	99.24	99.24	99.24	99.02	98.58	98.02	92.03	73.64	42.18	12.23
	MAP	MAP	99.01	99.01	99.01	98.99	98.91	98.75	98.28	96.10	77.30	20.43
SNIP	Diag	parameter-wise	98.73	98.73	98.68	97.95	95.70	83.90	57.55	20.47	13.00	9.10
		layerwise	99.08	98.34	46.42	17.69	21.89	14.61	14.47	13.50	11.94	9.83
		scalar	99.11	99.11	98.56	91.82	84.70	62.25	34.56	10.75	16.28	16.70
	KFAC	layerwise	99.25	99.20	79.59	27.70	43.76	23.85	10.28	16.19	19.90	10.27
		scalar	99.24	99.24	98.56	94.82	70.25	48.28	27.02	26.88	25.95	9.86
	MAP	MAP	99.01	99.01	98.95	98.31	97.21	94.26	87.19	65.42	25.15	12.56
OPD	Diag	parameter-wise	98.72	98.72	98.72	98.72	98.72	98.72	98.72	98.72	98.72	75.92
		layerwise	99.08	99.09	99.08	99.07	99.04	98.98	98.84	98.40	94.71	36.25
		scalar	99.11	99.11	99.10	99.11	99.06	98.89	98.28	95.32	74.78	16.12
	KFAC	layerwise	99.25	99.25	99.24	99.23	99.18	99.11	98.95	98.60	95.90	28.16
		scalar	99.24	99.24	99.24	99.16	99.10	98.90	97.97	95.88	76.11	27.38
	MAP	MAP	99.01	99.01	99.03	98.99	98.95	98.90	98.71	98.17	92.82	27.19
Magnitude	Diag	parameter-wise	98.72	98.72	98.72	98.70	98.69	98.67	98.65	98.59	98.03	38.61
		layerwise	99.08	99.09	99.08	99.06	99.01	98.92	98.46	94.20	39.86	10.19
		scalar	99.11	99.11	99.09	99.12	99.07	98.98	98.48	95.69	74.30	13.53
	KFAC	layerwise	99.25	99.25	99.22	99.18	99.08	98.95	98.38	91.93	28.52	9.80
		scalar	99.24	99.24	99.20	99.14	99.04	98.92	98.62	97.08	84.66	22.21
	MAP	MAP	99.01	99.01	98.99	98.96	98.93	98.85	98.57	97.69	88.82	15.42
Random	Diag	parameter-wise	55.88	25.95	11.15	10.88	11.13	10.56	11.88	11.35	9.95	9.81
		layerwise	78.86	17.47	22.35	14.23	12.06	11.80	10.18	12.82	9.35	9.80
		scalar	88.75	60.17	25.35	15.98	14.26	11.91	8.63	9.74	9.05	9.80
	KFAC	layerwise	89.90	18.70	20.36	14.13	14.56	12.61	9.72	12.00	8.93	9.80
		scalar	90.46	34.14	19.98	12.72	8.49	11.40	10.08	10.54	9.74	9.80
	MAP	MAP	79.03	43.25	22.86	9.68	10.34	9.96	11.50	9.50	10.85	9.80

Table 2: Comparison of pruning accuracies of SpaM training with different pruning criteria, Hessian approximations, and priors for post-hoc pruning LeNet on MNIST.

B.6.2 Vision Transformer

Figure 13 demonstrates the impact of SpaM on Unstructured Pruning for a Vision Transformer (ViT) trained on MNIST. These results align with the findings presented in Section 5 with SpaM diagonal LA and parameter-wise priors leveraging the sparsifiability of models using OPD, Magnitude and GraSP, maintaining a test accuracy of 97% for OPD and Magnitude at 95% sparsity compared to an accuracy of lower than 20% under MAP for the same methods. This serves as a proof-of-concept for vision transformers but efficacy has to be verified at a larger scale where such models perform best.

B.7 Visualization of Pruning Process

To visualize the model’s structural evolution during pruning, we present a series of filter bank visualizations that capture the key stages of transformation, from the initial dense architecture to the final compact form (Figures 14, 15, 16, 17).

B.8 Network Compression

In Figures 18 and 19, we demonstrate the efficiency gains achieved by our SpaM-OPD approach. For the fully connected network on the Cancer dataset, it achieves a remarkable reduction of over 20 times in disk size and 24 times in FLOPs while simultaneously maintaining baseline test accuracy. Additionally, it boasts a Brier score of 0.15 and a negative log marginal likelihood (Neg Log MargLik) lower than the original model. These results highlight the effectiveness of SpaM-OPD in achieving significant model compression without compromising performance on key metrics.

Method	Approximation	Sparsity (%) Prior	20	40	60	70	75	80	85	90	95	99	
			GraSP	Diag	parameter-wise	98.51	98.51	98.51	98.51	98.51	98.51	98.52	98.51
layerwise	97.71	97.71			97.71	97.71	97.71	97.71	97.71	97.71	97.71	97.71	90.35
scalar	97.91	97.91			97.91	97.91	97.91	97.91	97.91	97.91	97.91	97.91	92.54
KFAC	parameter-wise	98.10		98.10	98.10	98.10	98.10	98.10	98.10	98.10	98.10	98.11	95.45
	layerwise	98.16		98.16	98.16	98.16	98.16	98.16	98.16	98.16	98.15	97.92	57.14
	scalar	98.29		98.29	98.29	98.29	98.29	98.29	98.29	98.29	98.29	98.21	64.88
MAP	MAP	98.41	98.41	98.38	98.38	98.33	98.35	98.17	97.38	89.43	38.89		
SNIP	Diag	parameter-wise	98.51	98.51	98.51	98.51	98.51	98.52	98.49	97.70	83.76	20.00	
		layerwise	97.71	97.71	97.71	97.71	97.71	97.71	97.71	97.71	97.71	97.71	12.41
		scalar	97.91	97.91	97.91	97.91	97.91	97.91	97.91	97.91	97.91	97.91	75.84
	KFAC	parameter-wise	98.10	98.10	98.10	98.10	98.10	98.10	98.10	98.10	98.10	97.84	32.84
		layerwise	98.16	98.16	98.16	98.16	98.15	98.15	98.15	98.14	98.10	92.04	28.16
		scalar	98.29	98.29	98.29	98.29	98.29	98.29	98.29	98.29	98.29	97.89	54.69
MAP	MAP	98.38	98.36	98.34	98.22	98.02	97.44	96.04	92.22	81.42	35.36		
OPD	Diag	parameter-wise	98.51	98.51	98.51	98.51	98.51	98.51	98.52	98.52	98.51	98.50	
		layerwise	97.71	97.71	97.71	97.71	97.71	97.71	97.71	97.71	97.71	97.71	96.06
		scalar	97.91	97.91	97.91	97.91	97.91	97.91	97.91	97.91	97.91	97.91	96.47
	KFAC	parameter-wise	98.10	98.10	98.10	98.10	98.10	98.10	98.10	98.10	98.10	98.10	96.97
		layerwise	98.16	98.16	98.16	98.16	98.16	98.16	98.16	98.16	98.15	97.84	86.81
		scalar	98.29	98.29	98.29	98.29	98.29	98.29	98.29	98.29	98.29	98.23	84.91
MAP	MAP	98.38	98.39	98.38	98.35	98.34	98.32	98.20	97.72	94.26	57.66		
Magnitude	Diag	parameter-wise	98.51	98.51	98.51	98.51	98.51	98.52	98.52	98.51	98.52	98.48	
		layerwise	97.71	97.71	97.71	97.71	97.71	97.71	97.71	97.71	97.71	97.70	76.89
		scalar	97.91	97.91	97.91	97.91	97.91	97.91	97.91	97.91	97.91	97.91	96.24
	KFAC	parameter-wise	98.10	98.10	98.10	98.10	98.10	98.10	98.10	98.10	98.10	98.10	94.22
		layerwise	98.16	98.16	98.16	98.16	98.16	98.16	98.16	98.16	98.14	97.89	36.31
		scalar	98.29	98.29	98.29	98.29	98.29	98.29	98.29	98.29	98.29	98.24	82.57
MAP	MAP	98.38	98.39	98.38	98.36	98.34	98.30	98.16	97.77	93.56	53.16		
Random	Diag	parameter-wise	90.09	62.13	39.76	31.51	19.52	22.50	18.93	14.84	15.57	11.81	
		layerwise	83.18	53.42	32.12	28.44	22.51	22.82	18.88	17.00	12.95	11.02	
		scalar	85.66	57.33	37.74	25.43	23.45	20.28	22.31	16.64	14.89	9.85	
	KFAC	parameter-wise	85.95	58.41	39.27	27.96	24.64	21.94	18.72	17.04	13.66	9.37	
		layerwise	87.00	58.40	41.93	33.39	30.62	27.91	20.77	21.02	14.07	10.49	
		scalar	90.16	64.54	40.36	34.11	30.63	28.92	17.88	18.35	13.82	11.47	
MAP	MAP	97.26	87.54	65.94	52.32	47.22	44.12	40.72	22.46	16.59	8.87		

Table 3: Comparison of pruning accuracies of SpaM training with different pruning criteria, Hessian approximations, and priors for post-hoc pruning MLP-Mixer (2 blocks) on MNIST.

Table 4: NLL of unstructured pruned ResNets on CIFAR-10. The best training method for each pruning criterion is highlighted in green, showing that SpaM improves performance over MAP for most criteria. The best performances (lowest NLL) overall at each sparsity level are shown in bold, showing that our OPD criterion outperforms the others at most sparsity levels.

Criterion	Training	Sparsity (%)						
		70	75	80	85	90	95	99
OPD	MAP	0.53 ± 0.0013	0.52 ± 0.0011	0.54 ± 0.0011	0.69 ± 0.0036	1.31 ± 0.0086	2.08 ± 0.0190	2.62 ± 0.0106
	SpaM	0.36 ± 0.0016	0.36 ± 0.0016	0.37 ± 0.0014	0.38 ± 0.0022	0.44 ± 0.0056	0.80 ± 0.0270	3.43 ± 0.0179
GraSP	MAP	0.51 ± 0.0008	0.54 ± 0.0032	0.66 ± 0.0046	1.11 ± 0.0195	1.73 ± 0.0193	2.35 ± 0.0276	2.69 ± 0.0088
	SpaM	0.37 ± 0.0007	0.38 ± 0.0006	0.40 ± 0.0015	0.42 ± 0.0032	0.51 ± 0.0093	0.97 ± 0.0317	3.71 ± 0.0709
Magnitude	MAP	0.54 ± 0.0014	0.53 ± 0.0011	0.55 ± 0.0015	0.73 ± 0.0034	1.54 ± 0.0098	2.65 ± 0.0239	2.70 ± 0.0113
	SpaM	0.37 ± 0.0011	0.37 ± 0.0012	0.38 ± 0.0016	0.41 ± 0.0028	0.49 ± 0.0072	0.92 ± 0.0320	3.63 ± 0.0418
Random	MAP	2.79 ± 0.0438	2.63 ± 0.0089	2.42 ± 0.0146	2.36 ± 0.0042	2.33 ± 0.0037	2.34 ± 0.0043	2.30 ± 0.0000
	SpaM	2.60 ± 0.0292	3.22 ± 0.0701	2.60 ± 0.0230	2.70 ± 0.0447	2.38 ± 0.0044	2.31 ± 0.0009	2.31 ± 0.0003
SNIP	MAP	1.54 ± 0.0595	1.45 ± 0.0235	2.18 ± 0.0331	2.51 ± 0.0350	2.90 ± 0.0450	4.44 ± 0.0864	3.28 ± 0.0203
	SpaM	0.84 ± 0.0320	1.27 ± 0.0474	2.01 ± 0.0814	2.93 ± 0.1060	3.72 ± 0.1244	3.97 ± 0.0907	3.26 ± 0.0841

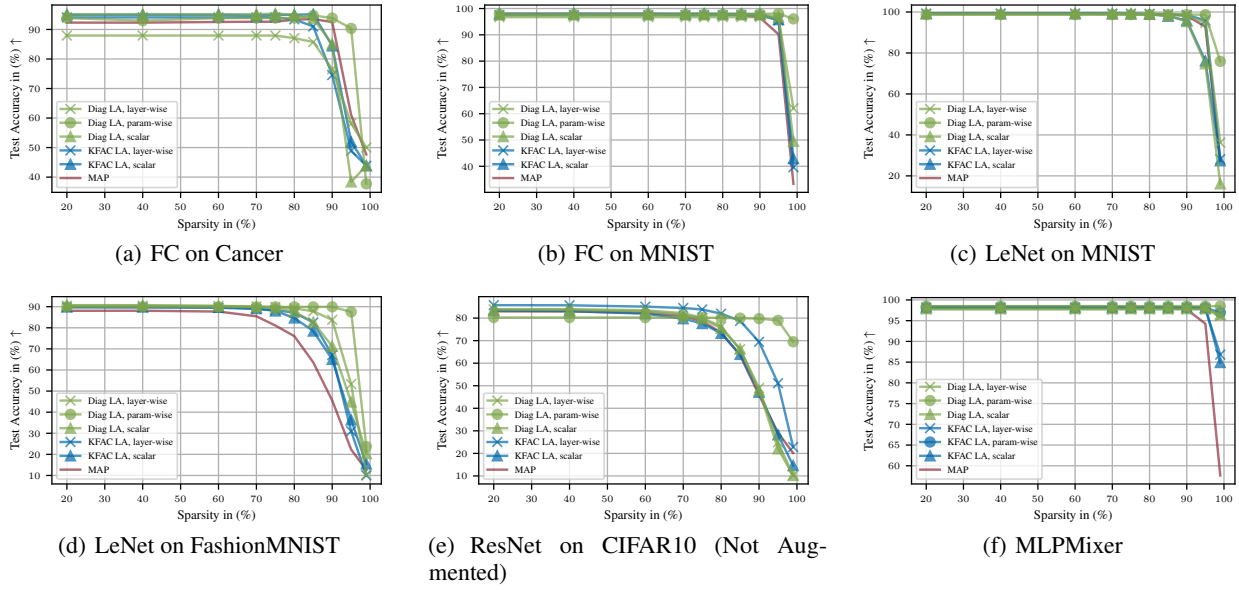


Figure 8: Effect of different priors and Hessian approximations on the sparsification performance with SpaM-OPD. The diagonal approximation with parameter-wise priors is a strong choice, especially at higher sparsities, while the KFAC approximation with layerwise prior yields slightly better performances at lower sparsities.

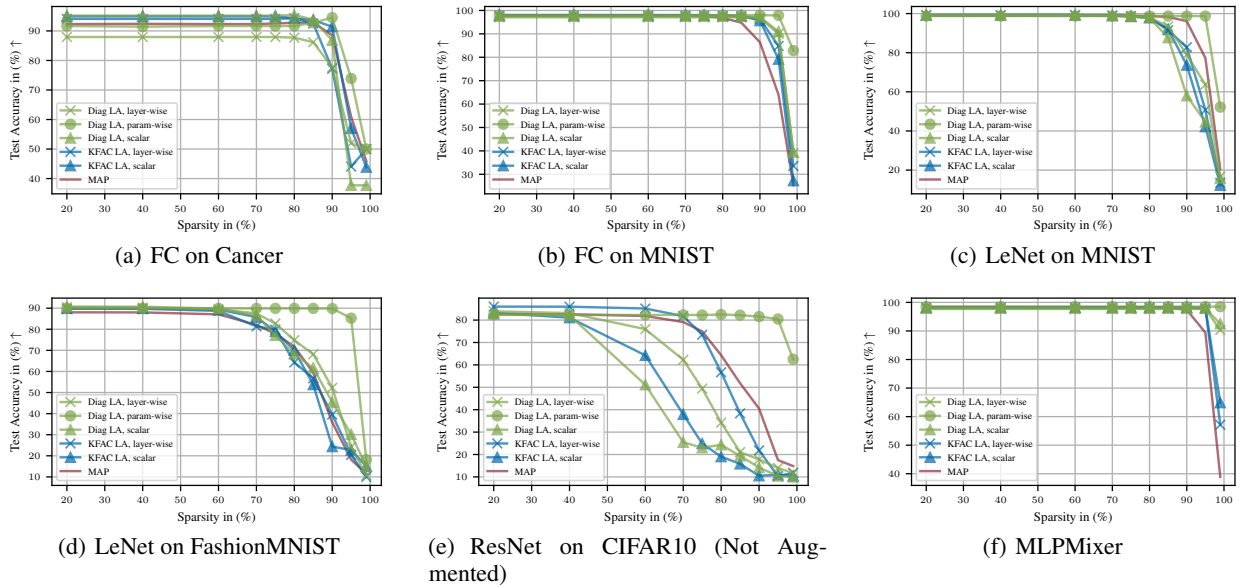


Figure 9: Priors and Hessian approximations for GraSP pruning. We see that the effects are qualitatively similar to pruning with OPD.

C Technical Details

C.1 Resizing and Compression

Post structured pruning, the model may undergo fine-tuning to regain performance. In this process, pruned structures are completely removed from the architecture rather than merely being zeroed out. This leads to a network with fewer filters in convolutional layers and a reduced number of neurons in fully connected layers, resulting in a leaner and more efficient model.

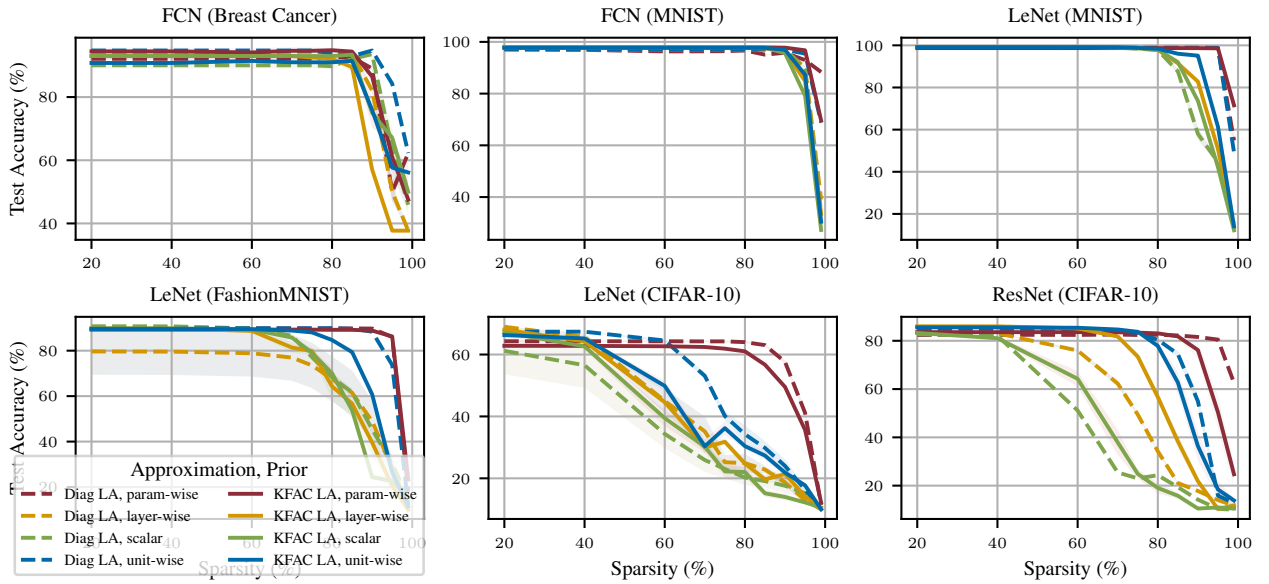


Figure 10: Priors and Hessian approximations for GraSP pruning with SpaM. We see that the effects are qualitatively similar to pruning with OPD.

The process of compaction involves transferring the weights from the pruned model to a newly created, smaller architecture that is aligned with the dimensions of the retained active structures. This results in a denser, storage- and computation-optimized model.

Algorithm 1 summarizes this entire process of structured pruning and model compaction.

This approach transitions the model from a pruned state to a compact and optimized architecture. The final compressed model M_{compact} not only retains essential predictive capabilities but is also further tuned for performance. The newly configured M_{compact} is saved with updated parameters, ensuring efficient inference and ease of deployment, especially on resource-constrained edge devices.

The reduced memory footprint and FLOPS of M_{compact} are particularly beneficial for deployment on edge devices with limited computational resources. When models exceed the hardware limits, aggressive compression techniques like quantization may be required, which can compromise performance. Our method aims to significantly reduce the memory size of the model while minimizing performance trade-offs. The effectiveness of our approach in achieving this balance is explored in Section 5.

C.2 Pseudocodes

Algorithm 1 outlines our structured pruning procedure, highlighting how we efficiently achieve a simpler model by transferring weights to a smaller one.

D Experimental Setup

D.1 Datasets

CANCER (UCI): This dataset, derived from digitized images of fine needle aspirates of breast masses, includes features describing characteristics of cell nuclei in the images. It was pivotal for breast cancer research (Dua and Graff, 2019).

MNIST: A foundational benchmark dataset in machine learning, MNIST consists of handwritten digits (0 to 9) in 28x28 pixel grayscale images (LeCun et al., 1998).

FashionMNIST: A more challenging variant of MNIST, FashionMNIST encompasses 60,000 training and 10,000 test images in grayscale (28x28 pixels), each representing one of ten clothing categories (Xiao et al., 2017).

CIFAR-10: 60,000 colored images (32x32 pixels) divided equally among ten distinct classes (Krizhevsky, 2009). We augment the dataset using random flipping and cropping for ResNet in the cases where we explicitly mention it.

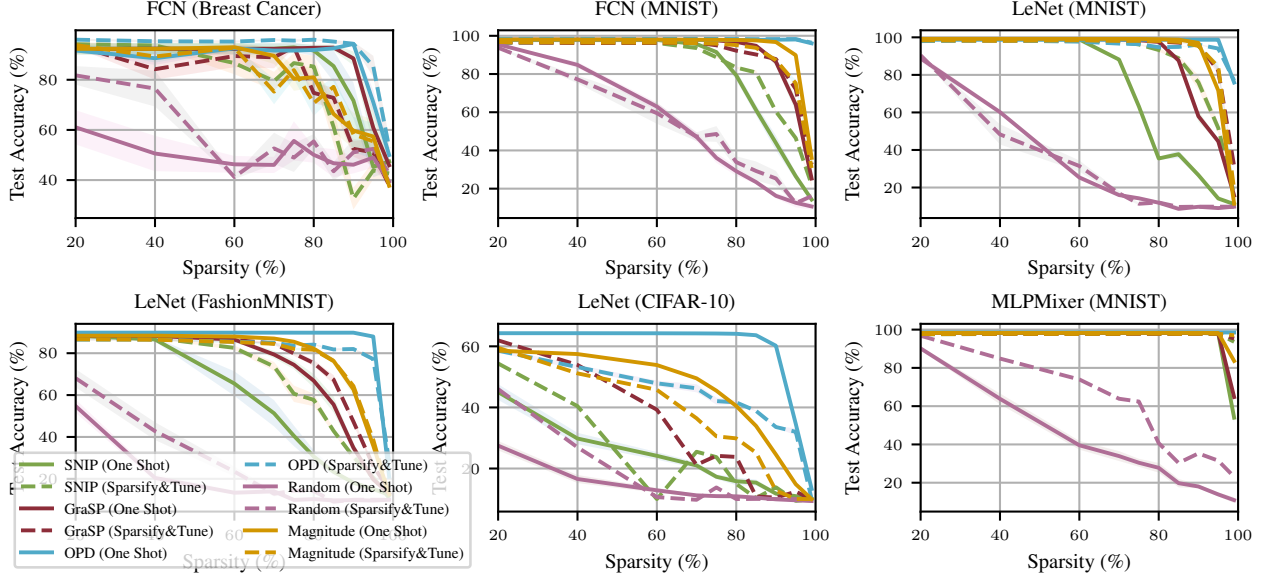


Figure 11: SpaM post-hoc pruning efficiency with optional fine-tuning after the pruning. Unlike other pruning criteria, OPD does not require additional tuning to achieve optimal performance across different architectures and often still outperforms the other fine-tuned methods.

Algorithm 1 Structured OPD pruning

Require: Trained Model M , Target Sparsity Threshold T

Ensure: Compacted Model M_{compact} , Count of Pruned Units N_{pruned}

- 1: **for** each layer l in M **do**
 - 2: **if** l is not the output layer **then**
 - 3: **for** each structure s in layer l **do**
 - 4: Calculate $A_s = \sum_{i \in S} P_{ii} \cdot \theta_i^2$
 - 5: **end for**
 - 6: Sort structures in l by A_s in ascending order
 - 7: Determine the number of structures to prune based on T
 - 8: Prune determined number of structures with the lowest A_s values
 - 9: **end if**
 - 10: **end for**
 - 11: Update N_{pruned} with the count of pruned structures
 - 12: Fine-tune the pruned model M
 - 13: Initialize M_{compact} with dimensions aligned to the unpruned structures of M
 - 14: Transfer weights from unpruned structures of M to M_{compact}
 - 15: Save M_{compact} with updated parameters
-

D.2 Neural Network Models

FCN for MNIST (784, 256, 10): This Fully Connected Network (FCN) is specifically designed for the MNIST dataset. It comprises an input layer with 784 nodes, a hidden layer with 256 nodes, and an output layer with 10 nodes, making it a 2-layer FC network. Its architecture is optimized to handle the simplicity and characteristics of handwritten digit images.

FCN for CANCER (30, 100, 2): Customized for the CANCER dataset, this FCN includes an input layer of 30 nodes, two hidden layers, each containing 100 nodes, and a final output layer of 2 nodes. The 3-layer structure of this network is instrumental in distinguishing between benign and malignant tumors based on cellular features.

LeNet: As a foundational Convolutional Neural Network (CNN), LeNet has shown exceptional performance in digit and image recognition tasks. We have applied LeNet to the MNIST, Fashion MNIST, and CIFAR-10 datasets, leveraging its capability to handle varying complexities of image data (LeCun et al., 1998). LeNet on CIFAR-10 is not a very

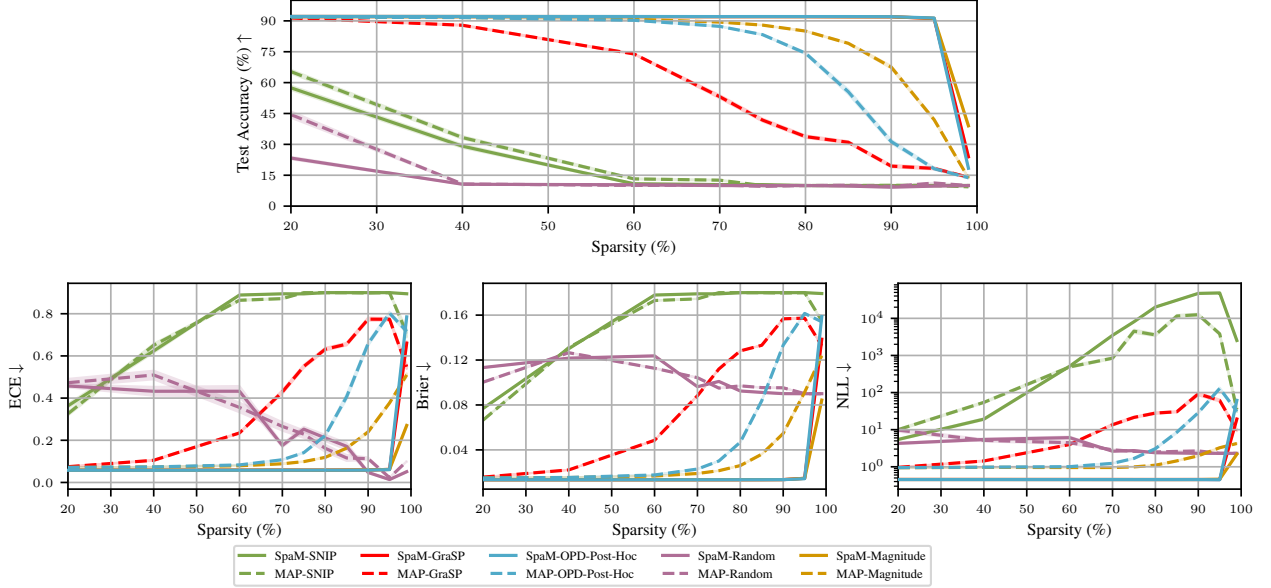


Figure 12: SpaM post-hoc efficiency for Wide ResNet on CIFAR10. Leveraging OPD, GraSP, and Magnitude performance under SpaM in comparison to MAP show superior test accuracy at increased sparsity levels coupled with a low ECE, Brier Score, and NLL.

common benchmark for pruning; here, it is used to demonstrate how SpaM, and specifically SpaM-OPD, is able to prune at high percentages without a performance loss up to 80% in a model that struggles with representing the data’s complexity, showing that our work extends beyond over-parametrized networks for the task at hand.

MLPMixer: The MLP Mixer serves as a streamlined alternative to more complex models like CNNs and transformers. It relies solely on Multi-Layer Perceptrons (MLPs) for integrating inputs across spatial and channel dimensions (Tolstikhin et al., 2021). We implement an MLP Mixer with 2 blocks designed for MNIST.

ResNet with inplanes 64 and depth 18 for CIFAR-10: We modify the implementation of ResNet and incorporate fixup initialization and custom bias and scale parameters to align with the constraints of the ASDL backend (Osawa et al., 2023) used for the Laplace computations in this work, which does not support batch normalization.

Wide ResNet: decreases depth compared to ResNet and increases the width of residual networks (Zagoruyko and Komodakis, 2017) with a depth of 16 and a widening factor of 4 (WRN16-4). We use fixup blocks to be able to utilize ASDL backend (Osawa et al., 2023).

Vision Transformer (ViT) (Dosovitskiy et al., 2021): unlike CNNs, which extract local features through filters and pooling layers, ViT breaks down images into fixed-size patches, treating each as a "token" in a sequence (Dosovitskiy et al., 2021). This allows it to leverage the Transformer architecture, initially designed for language processing, to analyze relationships between patches through *self-attention* mechanisms (Vaswani et al., 2017).

D.3 Pruning Criteria

- **SNIP**: Uses connection sensitivity, *how much a specific weight contributes to the output loss*, for effective pruning (Lee et al., 2018).
- **GraSP**: Employs gradient signal preservation. GraSP relates to the concept of Gradient Flow (GF), defined as:

$$GF = gL(\Theta)^T gL(\Theta) = \|gL(\Theta)\|_2^2, \quad (9)$$

emphasizing the impact of pruning on the training dynamics (Wang et al., 2020). We replicate the GraSP implementation of Rachwan et al. (2022), where we consider the absolute value of the importance score initially proposed by Lubana and Dick (2021) given by:

$$I(\Theta_t) = |\Theta_t^T H_L(\Theta_t) g_L(\Theta_t)| \quad (10)$$

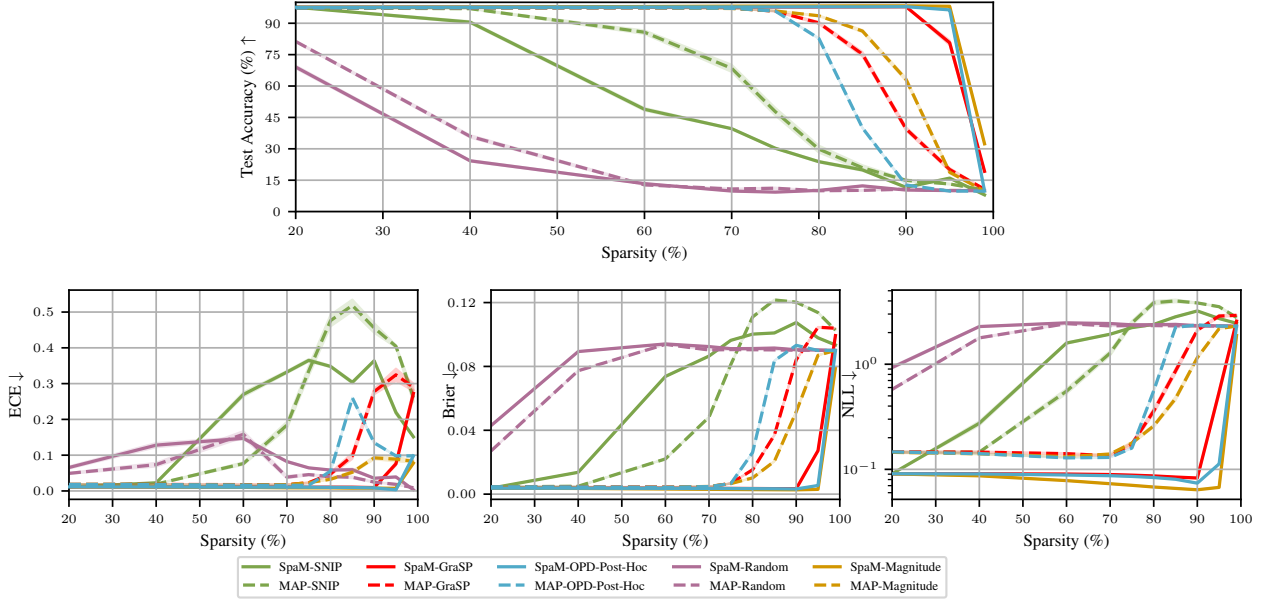


Figure 13: SpaM post-hoc efficiency for ViT on MNIST. Leveraging OPD, GraSP, and Magnitude performance under SpaM in comparison to MAP show superior test accuracy at increased sparsity levels coupled with a low ECE, Brier Score, and NLL.

Note that while the importance score was initially used before training, we propose to use this importance score as a one-shot criterion after the training process and show how SpaM can leverage the performance of GraSP.

- **Structured-SynFlow:** We challenge the capabilities of SynFlow (Tanaka et al., 2020), a data-agnostic pruning approach that prevents layer collapse that happens at high sparsities where layers are no longer able to perform at the model’s predictive power. This typically occurs when the pruning algorithm, intentionally or inadvertently, removes a significant portion of weights or filters from a specific layer, effectively collapsing its functionality (Tanaka et al., 2020). We push SynFlow to its limits through advanced structured pruning strategies, where we prune layers aggressively at the same target sparsity, which facilitates the compression process and resizing. By applying rigorous layer-specific filtering and neuron pruning, we aim to test the robustness and effectiveness of SynFlow in extreme sparsity *structured* scenarios. This approach not only benchmarks SynFlow’s performance under stringent conditions but also explores its potential to maintain network functionality and accuracy in highly sparse neural network architectures.
- **Magnitude Pruning:** Relies on the magnitude of weights for pruning, aiming to maintain model performance while reducing complexity (Han et al., 2015). After the success shown by Han et al. (2015), many methods adapted magnitude as a pruning criterion coupled with different scheduling (Bellec et al., 2018; Mostafa and Wang, 2019; Zhou et al., 2020).
- **Random Pruning:** Prune weights or structure randomly.

D.4 Structured Sparsification Process

For structured sparsification, contrasting with the unstructured approach, the process necessitates reshaping the weight matrices to effectively reduce model complexity. The steps include:

1. One-shot structure masking based on aggregated importance scores.
2. Continue training for five epochs using the model from Step 1 for preliminary evaluation.
3. Implementing two software design approaches:
 - In-place layer replacement in the model with smaller ones fitting the non-masked regions.
 - Creating a new, flexible model initialized to match the dimensions of the non-masked areas, requiring repeated reading of the nonzero mask for state-dictionary and metadata alignment.

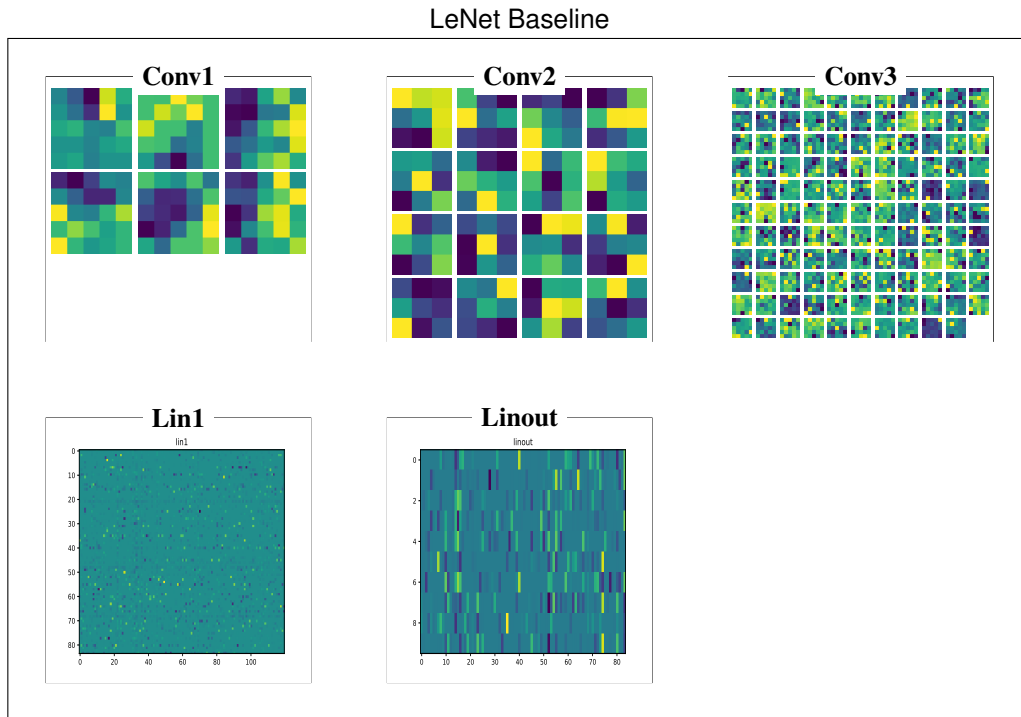


Figure 14: Visualization of model weights for unpruned LeNet on FashionMNIST.

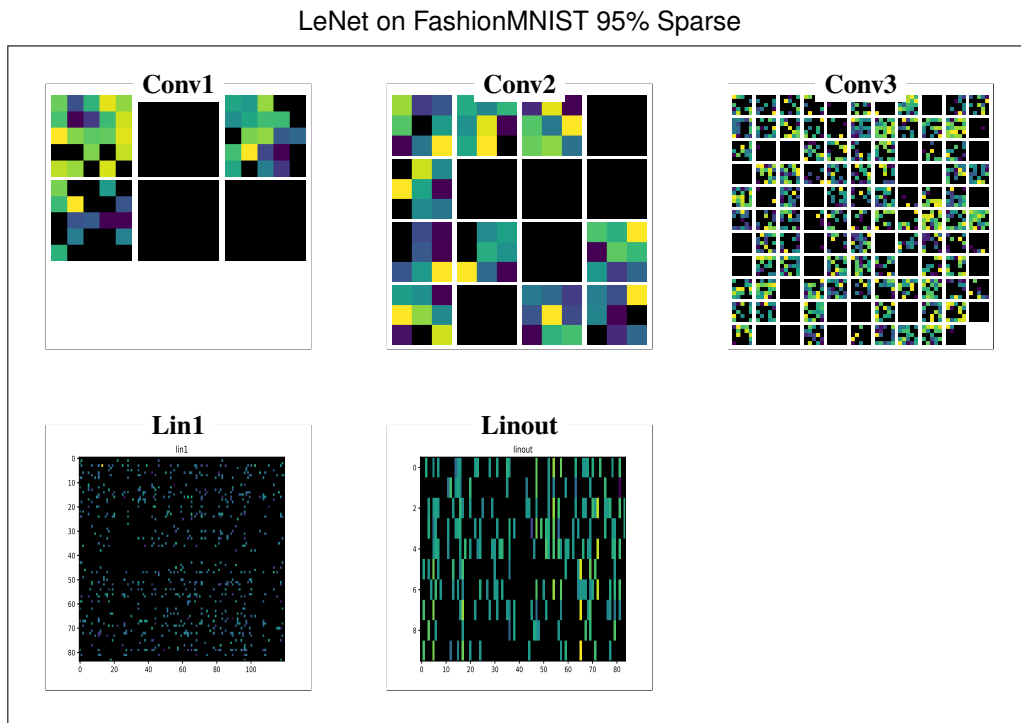


Figure 15: Visualization of model weights for 95 % pruned LeNet on FashionMNIST. Black refers to pruned weights or a part of a filter. An entire black square refers to an entire filter being pruned. A black row or column represents a pruned neuron.

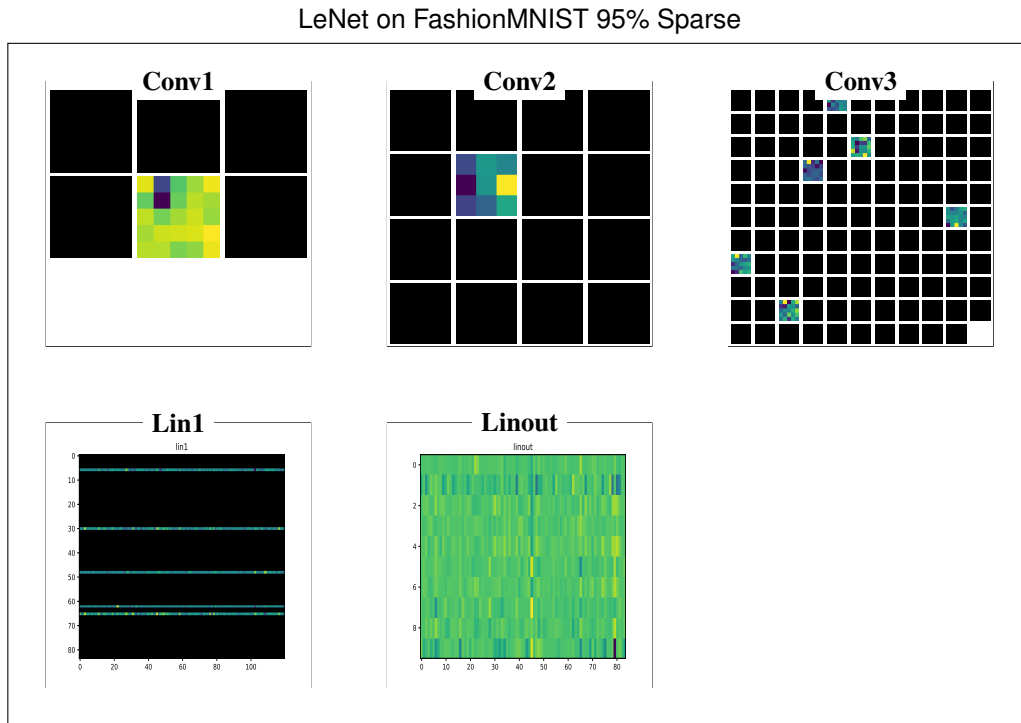


Figure 16: Visualization of model weights for 95 % pruned LeNet on FashionMNIST after the zeroing stage. Black refers to pruned weights or a part of a filter. An entire black square refers to an entire filter being pruned. A black row or column represents a pruned neuron. (Model size = 241 KB).

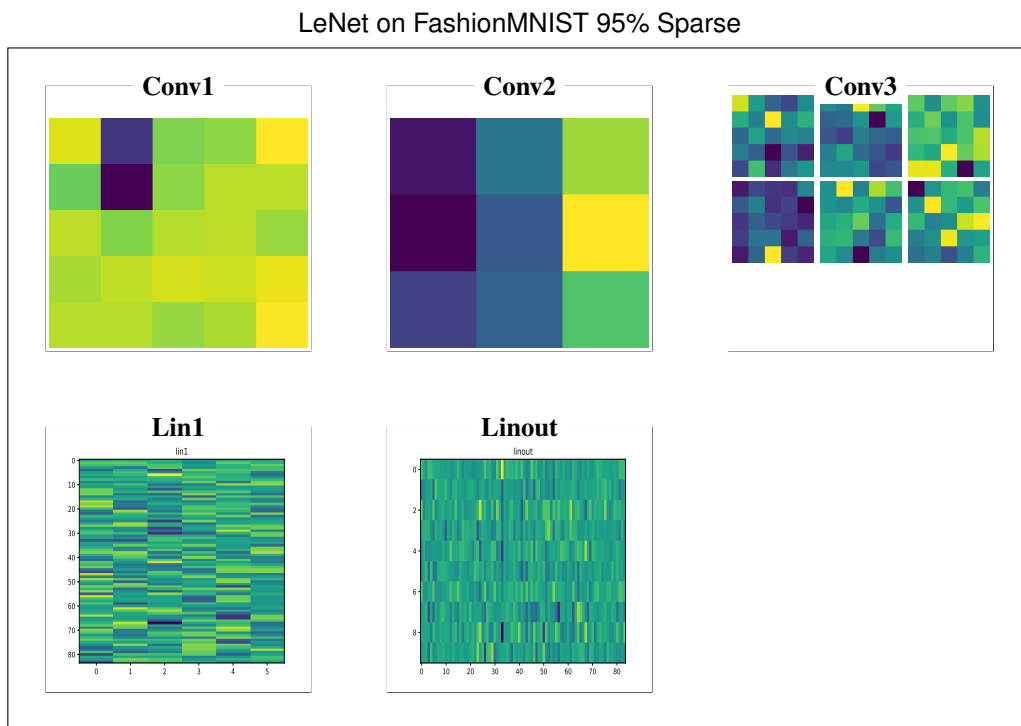


Figure 17: Visualization of model weights for 95 % pruned LeNet on FashionMNIST after the compression stage. Black refers to pruned weights or a part of a filter. An entire black square refers to an entire filter being pruned. A black row or column represents a pruned neuron. (Model size = 12 KB).

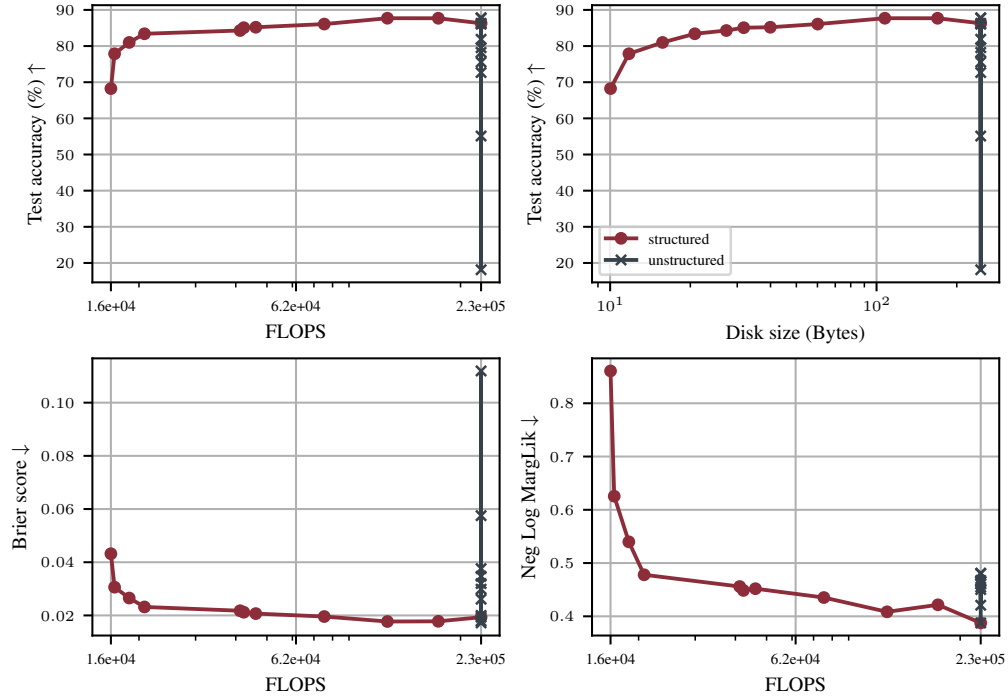


Figure 18: Structured and unstructured pruning of LeNet on FashionMNIST with SpaM-OPD. We see that through structured sparsification, we are able to obtain models that are still performant at a significantly reduced computational and memory cost, while unstructured pruning does not directly translate into computational benefits.

4. Transferring non-zero structures to smaller layers and tuning the model.

Post structure removal, we extend the training phase to adapt the model weights and re-evaluate, ensuring seamless functionality once transferred to smaller layers. Particularly after significant structural reduction, our primary objective shifts to maximizing performance in the downsized model. This fine-tuning spans 5 or 10 epochs depending on the complexity of the original model’s structure, which was initially trained for either 50 or 100 epochs.

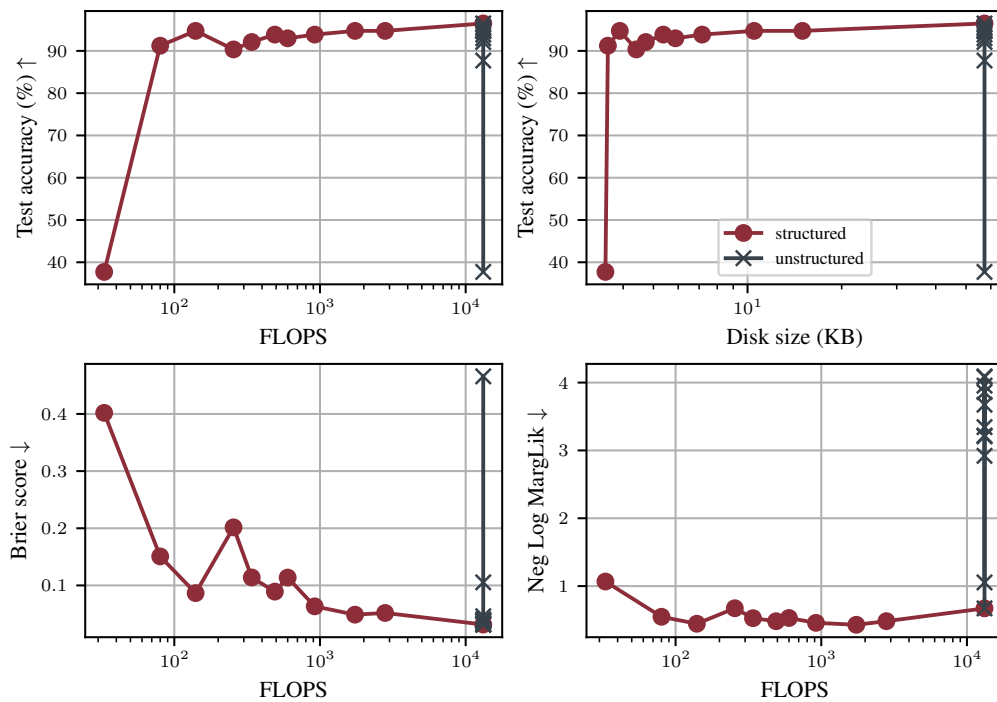


Figure 19: Structured and unstructured pruning of FC on Cancer with SpaM-OPD. We see that through structured sparsification, we are able to obtain models that are still performant at a significantly reduced computational and memory cost. At the same time, unstructured pruning does not directly translate into computational benefits.