
RES-VMAMBA: FINE-GRAINED FOOD CATEGORY VISUAL CLASSIFICATION USING SELECTIVE STATE SPACE MODELS WITH DEEP RESIDUAL LEARNING


A PREPRINT

 **Chi-Sheng Chen**^{*†}

Graduate Institute of
Biomedical Electronics and Bioinformatics
National Taiwan University
No.1, Sec.4, Roosevelt Road, Taipei, 10617, Taiwan
m50816m50816@gmail.com

 **Guan-Ying Chen**[‡]

Graduate Institute of
Biomedical Electronics and Bioinformatics
National Taiwan University
No.1, Sec.4, Roosevelt Road, Taipei, 10617, Taiwan
d03945004@g.ntu.edu.tw

 **Dong Zhou**

University of Liverpool
L69, 3BX, United Kingdom
Dong.zhou93@gmail.com

 **Di Jiang**

Department of Otolaryngology
Dongguan People's Hospital
No. 3 South, Xinganyong Wan Road,
Dongguan City, Guangdong Province, China
shaouzhixing@163.com

 **Dai-Shi Chen**[§]

Department of Otolaryngology
Shenzhen People's Hospital
No. 1017, Dongmen North Road,
Shenzhen City, Guangdong Province, China
cdsginqtbing@hotmail.com

April 30, 2024

ABSTRACT

Food classification is the foundation for developing food vision tasks and plays a key role in the burgeoning field of computational nutrition. Due to the complexity of food requiring fine-grained classification, recent academic research mainly modifies Convolutional Neural Networks (CNNs) and/or Vision Transformers (ViTs) to perform food category classification. However, to learn fine-grained features, the CNN backbone needs additional structural design, whereas ViT, containing the self-attention module, has increased computational complexity. In recent months, a new Sequence State Space (S4) model, through a Selection mechanism and computation with a Scan (S6), colloquially termed Mamba, has demonstrated superior performance and computation efficiency compared to the Transformer architecture. The VMamba model, which incorporates the Mamba mechanism into image tasks (such as classification), currently establishes the state-of-the-art (SOTA) on the ImageNet dataset. In this research, we introduce an academically underestimated food dataset CNFOOD-241, and pioneer the integration of a residual learning framework within the VMamba model to concurrently harness both global and local state features inherent in the original VMamba architectural design. The research results show that VMamba surpasses current SOTA models in

*Corresponding author

†These authors' contributions are equal.

‡These authors' contributions are equal.

§Corresponding author

fine-grained and food classification. The proposed Res-VMamba further improves the classification accuracy to 79.54% without pretrained weight. Our findings elucidate that our proposed methodology establishes a new benchmark for SOTA performance in food recognition on the CNFOOD-241 dataset. The code can be obtained on GitHub: <https://github.com/ChiShengChen/ResVMamba>.

Keywords Deep learning · fine-grained visual classification · food category recognition · state space model, · mamba

1 Introduction

Food plays a significant role in human life, and with the advent of modern technology and dramatically changed lifestyle and dietary habits, there has been a growing focus on food computing [1]. Within the realm of food computing, food recognition is an important research direction in computer vision and machine learning. In the industry, food image classification can be applied to automating restaurant cooking processes, self-checkout systems, and kitchen waste management. Additionally, food recognition is a vital component in numerous health-related applications, encompassing the nutritional analysis of food and dietary habit management. However, despite ongoing research, there are still several challenges in food image classification.

In addition to the impacts of the photo-captured environment, noise in images, and image quality, the biggest challenge for food classification is low inter-class variation and high intra-class variation. The same food category can appear differently depending on cooking methods, seasonings, plating styles, and other preparation factors. While different food categories, even subtle differences in ingredients can result in visually similar but semantically different food types, such as shredded pork fried rice and shrimp fried rice. Addressing these issues requires techniques capturing fine-grained features to distinguish between food classes.

Fine-grained visual classification represents a formidable task within the field of computer vision, seeking to identify various subcategories within a broader category, such as the various species of birds [2], [3], medical images [4], cars [5], [6], aircraft [7], dogs [8], pets [9], flowers [10], natural images [11], [12], etc. Food image recognition is also an important branch of Fine-Grained Visual Classification (FGVC) [13], [14]. The pivotal point in the fine-grained classification is that in addition to learning global features, the model should be able to integrate local features to get global-local information mutually in order to achieve better recognition capabilities. Current methods can be summarized as developing model subnet for localization features or delivering better feature learning methods.

Recently, models based on the State Space Model, such as VMamba [15], are regarded as outperforming ViTs on large image datasets like ImageNet [16]. It retains the advantage of capturing both local and global information from input images as ViTs while also enhancing the model speed. However, there is still a lack of research on the application of VMamba to fine-grained datasets. Therefore, this study endeavors to employ VMamba on food images and introduces a model, Res-VMamba, designed specifically for fine-grained datasets. This model incorporates a mechanism to share global and local feature states, aiming to enhance performance on detailed image classification tasks.

A well-defined dataset significantly influences the development of possible research topics and the feature-learning capabilities of models. In this study, we utilized the CNFOOD241 dataset [14], [17]. CNFOOD241 is a Chinese food dataset created by expanding ChineseFoodNet [18], including correcting incorrect labels and increasing the number of images and food categories. In addition to model training, we provided a comparative analysis of CNFOOD241 and other food datasets, illustrating its suitability for research. Unlike other food databases, CNFOOD241 preserves the aspect ratio of images and standardizes the size to 600×600 pixels. This preprocessing step prevents image deformation during data augmentation, which could potentially lead to models learning incorrect semantic features. Furthermore, CNFOOD241 exhibits the relative imbalanced data distribution, making it a more challenging dataset for experimentation. Considering the above factors, we selected CNFOOD241 for experiments on fine-grained food classification.

The contributions of this work are stated as follows:

- We provide comparative studies on the food dataset and clarify the research value of CNFOOD241. To enhance the rigor of our study, we have further partitioned the dataset into separate test and validation segments as a new fine-grained image classification benchmark.
- We first introduce the state space model into fine-grained image classification, and the proposed Res-VMamba outperforms state-of-the-art approaches on the CNFOOD-241 dataset.

Dataset	Year	Classes/Images	Type	Public
PFID [19]	2009	101/4,545	Western	×
Food50 [20]	2010	50/5,000	Misc.	×
Food85 [21]	2010	85/8,500	Misc.	×
UEC Food100 [22]	2012	100/14,361	Japanese	✓
UEC Food256 [23]	2014	256/25,088	Japanese	✓
ETH Food-101 [24]	2014	101/101,000	Western	✓
Diabetes [25]	2014	11/4,868	Misc.	×
UPMC Food-101 [26]	2015	101/ 90,840	Western	✓
Geo-Dish [27]	2015	701/117,504	Misc.	✓
UNICT-FD889 [28]	2015	889/3,583	Misc.	✓
Vireo Food-172 [29]	2016	172/110,241	Chinese	✓
Food-975 [30]	2016	975/37,785	Misc.	×
Food500 [31]	2016	508/148,408	Misc.	×
Food11 [13]	2016	11/16,643	Misc.	✓
UNICT-FD1200 [32]	2016	1,200/4,754	Misc.	✓
Food524DB [33]	2017	524/247,636	Misc.	×
ChineseFoodNet [18]	2017	208/192,000	Chinese	✓
Vegfru [34]	2017	292/160,000	Misc.	✓
Sushi-50 [35]	2019	50/3,963	Japanese	✓
FoodX-251 [36]	2019	251/158,846	Misc.	✓
ISIA Food-200 [37]	2019	200/197,323	Misc.	✓
FoodAI-756 [38]	2019	756/400,000	Misc.	×
Taiwanese-Food-101 [39]	2020	101/20200	Chinese	✓
ISIA Food-500 [40]	2020	500/399,726	Misc.	✓
Food2K [41]	2021	2,000/1,036,564	Misc.	✓
MyFoodRepo-273 [42]	2022	273/24,119	Misc.	×
CNFOOD-241 [17]	2022	241/191,811	Chinese	✓

Table 1: Comparison of current food recognition datasets.

2 Related work

2.1 Food Recognition Datasets

In the burgeoning field of food computation, the proliferation of food datasets has marked a significant advancement, drawing widespread academic and practical interest. From the inception of datasets like ETH Food-101 [24], which introduced over one hundred thousand images of Western food varieties, to the expansive collections of ISIA Food-500 [40] and Food2K [41], encompassing nearly four hundred thousand and over a million images respectively, the evolution is notable. These datasets, predominantly sourced through web scraping, have been instrumental in advancing computational gastronomy and nutrition studies. However, they share a critical limitation: a lack of uniformity in the size distribution of images across different categories. This variance can lead to substantial discrepancies in some categories, where a few images might significantly exceed the average size of others, potentially skewing the dataset’s overall utility and introducing biases in the processing and classification results obtained after resizing images for analysis.

The issue of image size inconsistency poses challenges in maintaining the accuracy and reliability of computational models, especially those reliant on CNNs, ViTs and other image-processing architectures designed to extract detailed features from visual inputs. As depicted in Table 2, the disparity in image sizes may affect the performance of these models, leading to deviations in the extracted category-specific information and potentially impacting the overall effectiveness of the computational analysis.

In response to these challenges, our search for a more consistent and high-resolution dataset led us to CNFOOD-241. Among publicly available food datasets with uniform image sizes, such as UNICT-FD889 [28], Vireo Food-172 [29], and UNICT-FD1200 [32], CNFOOD-241 distinguishes itself by offering the highest resolution. This characteristic renders it an exceptional resource for conducting detailed image analyses within the food computation domain, facilitating more accurate and reliable studies in food recognition, nutritional analysis, and other related areas. The unveiling of the CNFOOD-241 dataset marks a significant advancement in fulfilling the essential demand for high-quality, uniform datasets within the domain of food computation, thereby facilitating novel pathways for research and innovation. Experimental evidence further indicates that this dataset presents a considerable challenge, enhancing its benchmark

value and making it a critical asset for advancing the state of the art in food recognition technologies. This complexity not only tests the limits of current models but also underscores the dataset’s potential as a valuable tool for benchmarking advancements in the field.

2.2 Fine-Grained Visual Classification

In the domain of computer vision, food recognition is categorically placed within the realm of FGVC, a field distinguished by its focus on distinguishing between closely related subcategories within a broader category. This area has seen the development and application of several state-of-the-art (SOTA) models, each contributing to advancements in dataset-specific performance. Among these, the CMAL-Net [43] stands out, having been constructed by integrating three expert modules with a CNN-based backbone. Each expert module processes feature maps from specific layers, delivering both a categorical prediction and an attention region. This attention region not only highlights areas of interest within the images but also serves as a means for data augmentation for the other expert modules, thereby enhancing the model’s overall accuracy and robustness.

Furthermore, EfficientNet [44], a model that has retained its relevance over time, employs Network Architecture Search (NAS) to devise a set of rules that are consolidated into Compound Model Scaling. This approach strategically scales model architecture to optimize performance. Additionally, ConvNeXT [45], inspired by the Swin Transformer [46] architecture, reimagines CNNs to surpass the Swin Transformer’s performance on ImageNet, marking a significant achievement in model design.

Another noteworthy development is the introduction of the Squeeze-and-Excitation (SE) block into ViT, leading to the creation of RepViT [47]. This model emerges as a successor in the ViT era following the SENet [48], demonstrating impressive performance in image recognition tasks. Traditional ViTs, which marked a pivotal moment by outperforming models with purely CNN-based backbones in image recognition domains, further underscore the ongoing evolution and innovation within FGVC. These advancements not only push the boundaries of what’s achievable in fine-grained classification but also provide a rich tapestry of methodologies for addressing the nuanced challenges of food recognition.

2.3 Food Image Recognition

Early food recognition systems primarily used traditional machine learning algorithms. Researchers extract handcrafted features from images using methods such as color histograms [49], Scale-Invariant Feature Transform (SIFT), Histogram of Oriented Gradients (HOG) [50], Gabor textures [49], and Local Binary Pattern (LBP) [50]. These extracted features were then fed into classifiers such as SVM [51] for categorization. While achieving reasonable performance, these early methods relied heavily on manual feature engineering and were limited by image quality and variability in food appearances.

The emergence of deep learning revolutionized food identification research. Researchers began applying convolutional neural networks, such as AlexNet [52], ResNet-50 [53], EfficientNet [54], and Inception v3 [55], to food image data using transfer learning methods. This approach eliminated the need for manual feature extraction and allowed models to learn hierarchical visual representations from large-scale labeled datasets. Subsequent research enhanced food recognition capabilities using ensemble networks, multi-task learning, and other techniques. Notably, PRENet [41] emerged as a milestone in food recognition, integrating three different branches, each tailored for capturing different aspects of food images. By fusing features from low and high-level layers, PRENet achieved SOTA performance on CNN models.

Recently, ViT has gained popularity in food image analysis due to their ability to capture long-range dependencies. ViT models divide images into patches and represent them as sequence data, applying self-attention to capture relationships between patches. Ongoing research continues to integrate ViT with data augmentation, semi-supervised learning, multi-model fusion, and other techniques, pushing the boundaries of food understanding from images. Our research pioneers the application of the State Space Model to food recognition and aims to bring breakthroughs in this field.

2.4 State Space Model on Visual Recognition

Recent research predominantly utilizes CNNs and ViTs for the task of classifying food categories. However, the capability of these models to detect features has not reached the SOTA in large-scale image classification challenges lately, being outperformed by a new generation of models known as Structured State Space for Sequence (S4) [56] modeling. The improvement of S4 models with a Selection mechanism and their execution using a Scan (S6) [57], informally known as Mamba, has shown to outclass the Transformer architecture in handling long sequences. The VMamba [15] model, which applies the Mamba mechanism to downstream image tasks like classification, now sets

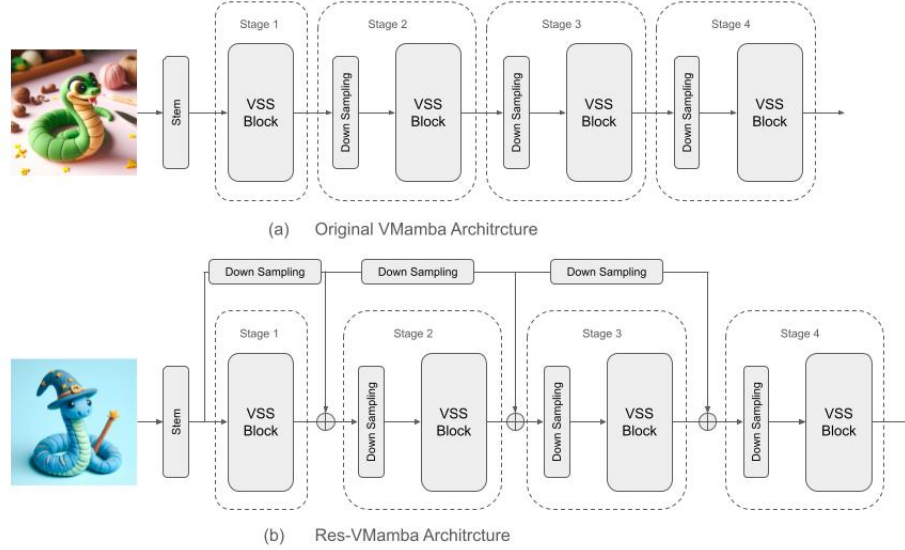


Figure 1: The comparison between VMamba and our proposed Res-VMamba.

the SOTA benchmark on the ImageNet dataset. There are several Mamba models used on vision related task such as VMamba, Vision Mamba [58] have tried to use Mamba to do visual downstream tasks like image classification and object detection, but Vision Mamba more focus on inference speed and GPU-memory usage efficiency. U-Mamba [59], VM-UNet [60], Swin-UMamba [61], nnMamba [62] and MambaMorph [63] have replaced convolutional blocks or downsample blocks to Mamba blocks applied on medical image segmentation tasks. Vivim [64] used Mamba-based backbone for medical video object segmentation. However, there is still lack of utilizing VMamba on either fine-grained data or food recognition task, in this work we propose the VMamba-based model into these downstream task.

2.5 Deep Residual Learning on Space State Model

Deep residual learning is a technique employed in training deep neural networks that offers several notable advantages introduced by ResNet [65]. Its primary advantage lies in addressing challenges such as vanishing gradients and exploding gradients, which commonly impede the training of deep networks. By introducing residual blocks and skip connections, deep residual learning facilitates the flow of gradients throughout the network, effectively mitigating the issue of vanishing gradients. Consequently, it enables the training of deeper neural networks without sacrificing performance. Deeper networks afford the extraction of more complex features, thereby enhancing the model’s representational capacity. Additionally, the training process in deep residual learning converges more efficiently due to expedited gradient propagation via skip connections, resulting in reduced training time and computational costs. Moreover, the technique enhances the model’s generalization capabilities by effectively fitting training data while mitigating the risk of overfitting.

However, to our best knowledge, there is lack of research that use residual learning on VMamba. Hence, we want to introduce the residual learning structure into VMamba model.

3 Methodology

In this section, we first introduce the preliminary knowledge of VMamba, then proposed the detail to our Res-VMamba structure.

3.1 State Space Models

State Space Models (SSMs) are widely recognized as linear systems with time-invariance properties, mapping an input $x(t) \in \mathbb{R}^L$ to an output $y(t) \in \mathbb{R}^L$. These systems are mathematically formulated as linear ordinary differential equations (ODEs), as depicted in Equation (1), where the model’s parameters are denoted by $A \in \mathbb{C}^{N \times N}$, $B \in \mathbb{C}^{N \times L}$, for a system state of dimension N , and the direct link, $D \in \mathbb{C}^L$. The state’s derivative and output signals are described

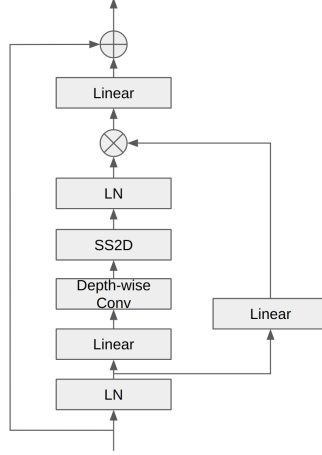


Figure 2: VSS Block.

by the following equations:

$$\begin{aligned} h'(t) &= Ah(t) + Bx(t) \\ y(t) &= Ch(t) + Dx(t) \end{aligned} \quad (1)$$

3.2 Discretization

When integrated into deep learning algorithms, State Space Models (SSMs), inherently continuous-time constructs, present substantial challenges. The discretization process is thus imperative.

The primary aim of discretization is to transmute the continuous ODE into a discrete function. This conversion is vital for aligning the model with the input data’s sample rate, thereby enabling computationally efficient operations [66]. Given the input $x_k \in \mathbb{R}^{L \times D}$, which is a sampled vector from the signal sequence of length L , the ODE [67] (Eq.1) can be discretized employing the zeroth-order hold approach:

$$\begin{aligned} h_k &= A_d h_{k-1} + B_d x_k, \\ y_k &= C_d h_k + D x_k, \end{aligned} \quad (2)$$

where $A_d = e^{A\Delta}$, $B_d = (e^{A\Delta} - I)A^{-1}B$, and $C_d = C$, with $B, C \in \mathbb{R}^{D \times N}$ and $\Delta \in \mathbb{R}^D$. Following the practice in [57], the approximation of B through first-order Taylor series is refined as:

$$\bar{B} = (e^{A\Delta} - I)A^{-1}B \approx (\Delta A)(\Delta A)^{-1}\Delta B = \Delta B \quad (3)$$

3.3 2D Selective Scan Mechanism

The VMamba model introduces a novel Selective Scan Mechanism (S6), diverging from traditional Linear Time-Invariant (LTI) State Space Models (SSMs). This S6 mechanism, central to the VMamba framework, incorporates matrices $B \in \mathbb{R}^{B \times L \times \bar{N}}$, $C \in \mathbb{R}^{B \times L \times D}$, and $\Delta \in \mathbb{R}^{B \times L \times D}$, extracted from the input data $x \in \mathbb{R}^{B \times L \times D}$, to imbue the system with contextual responsiveness and weight dynamism.

Furthermore, the Cross-Scan Module (CSM) is introduced to enhance spatial integration across the image. It unfolds image patches into sequences along rows and columns, and performs scanning across four directions, thereby enabling any pixel to integrate information from all others in different trajectories. These sequences are then reconfigured into a single image, culminating in a merged, information-rich new image.

3.4 VMamba Model

The overall architecture of VMamba Model is illustrated in [15]. The VMamba architecture, showcased in Figure 1, commences by partitioning the input image into patches through a stem module, emulating ViTs while maintaining

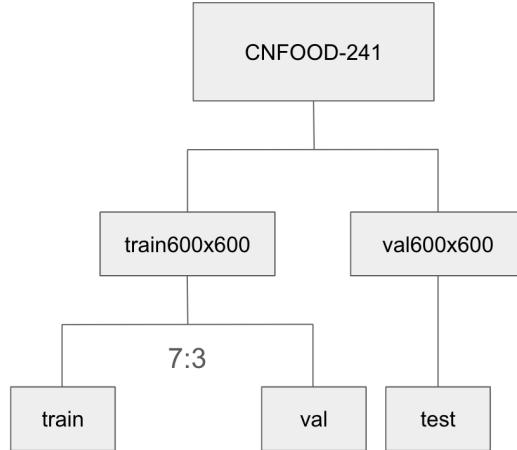


Figure 3: CNFOOD-241 data split flow.

the 2D structure and translating the patches into a 1D sequence. This approach yields a feature map with dimensions $\frac{H}{4} \times \frac{W}{4} \times C_1$.

VMamba layers a series of VSS blocks like Figure 2 atop this feature map to construct “Stage 1,” preserving its dimensions. Hierarchical structures in VMamba are established via down-sampling in “Stage 1” through a patch merging process, as described in [15]. More VSS blocks are then integrated, reducing the output resolution to $\frac{H}{8} \times \frac{W}{8}$ for “Stage 2.” This down-sampling is reiterated to form “Stage 3” and “Stage 4,” with resolutions of $\frac{H}{16} \times \frac{W}{16}$ and $\frac{H}{32} \times \frac{W}{32}$, respectively. The resulting hierarchical design mirrors the multi-scale representation characteristic of renowned CNN models and some ViTs. Thus, VMamba’s architecture emerges as a comprehensive and versatile candidate for a variety of vision-related applications with analogous requirements.

3.5 Res-VMamba Model

Inspired by ResNet, we proposed a new type of VMamba model, Res-Vmamba, a Mamba with residual learning mechanism. Res-VMamba architecture, as illustrated, is an advanced model configuration designed for efficient processing within the realm of computer vision. This architecture begins with a stem module that processes the input image, which is then followed by a series of VSS Blocks, arranged sequentially across four distinct stages.

Distinct from the original VMamba framework, the Res-VMamba architecture not only employs the VMamba structure as its backbone but also integrates raw data directly into the feature map. In order to distinguish it from the residual structure in the VSS block, we called that global-residual mechanism. This integration is anticipated to facilitate the sharing of global image features in conjunction with the information processed through the VSS blocks. The intention behind this design is to harness both the localized details captured by individual VSS blocks and the overarching global features inherent in the unprocessed input, thereby enriching the model’s representational capacity and enhancing its performance on tasks requiring a comprehensive understanding of the visual data.

4 Experiments

4.1 Dataset

In this work, to be fair to evaluate the models’ performance, we used the CNFOOD-241 as the dataset for it has some awesome property as below:

4.1.1 Balanced Distribution on Image Sizes cross Categories

The CNFOOD-241 dataset possesses the largest (almost two hundred thousand images) uniform-sized (600×600) image collection among publicly available food datasets.

Dataset	Max. H	Min. H	Max. W	Min. W	Mean \pm Std. H \times W
UEC Food100	800	71	800	80	358.25 \pm 139.46 \times 457.40 \pm 180.58
UEC Food256	800	71	800	80	406.99 \pm 117.16 \times 492.98 \pm 136.71
ETH Food-101	512	122	512	193	475.37 \pm 65.31 \times 495.79 \pm 45.67
UPMC Food-101	2960	120	2000	120	459.13 \pm 225.54 \times 559.80 \pm 268.67
Geo-Dish	_*	_*	_*	_*	_*
UNICT-FD889	240	240	320	320	240 \pm 0.00 \times 320 \pm 0.00
Vireo Food-172	256	256	256	256	256 \pm 0.00 \times 256 \pm 0.00
Food11	6144	207	9542	220	496.01 \pm 180.38 \times 531.55 \pm 250.92
UNICT-FD1200	240	240	320	320	240 \pm 0.00 \times 320 \pm 0.00
ChineseFoodNet	_*	_*	_*	_*	_*
Vegfru	6016	45	7360	48	309.73 \pm 272.46 \times 374.52 \pm 338.21
Sushi-50	4752	232	6570	285	767.20 \pm 584.50 \times 955.80 \pm 758.16
FoodX-251	2744	256	2733	256	287.48 \pm 75.45 \times 341.24 \pm 86.28
ISIA Food-200	8868	70	10030	78	707.28 \pm 561.74 \times 830.91 \pm 654.40
Taiwanese-Food-101	7360	61	6720	83	613.76 \pm 372.83 \times 771.91 \pm 455.90
ISIA Food-500	8868	100	10361	78	700.78 \pm 566.41 \times 822.08 \pm 667.43
Food2K	1489	75	1717	97	381.26 \pm 74.96 \times 515.89 \pm 102.72
CNFOOD-241	600	600	600	600	600\pm0.00\times600\pm0.00

Table 2: Image size statistics comparison of current open datasets of food recognition (pixels). Max., Min., Std. are maximum, minimum and standard deviation respectively. H, W denotes the height and width of image respectively. The CNFOOD-241 dataset has the largest balanced image size in all the food image dataset we were available. *The data download link on the Geo-Dish (<http://isia.ict.ac.cn/dataset/Geolocation-food/>) and ChineseFoodNet (<https://goo.gl/kWNV8a>) official pages are dead, so we can not get the dataset to analyze image properties.

4.1.2 Unbalanced Number of Images cross Categories on CNFOOD-241

In order to evaluate the unbalance of image number in each category through all the dataset, we calculate the normalized entropy. To normalize the entropy, we divide the entropy H by $\log_2(n)$, where n is the total number of categories. This normalized entropy, denoted as H_{norm} , is calculated as follows:

$$H_{\text{norm}} = \frac{H}{\log_2(n)} \quad (4)$$

Given the original definition of entropy:

$$H = - \sum_{i=1}^n p_i \log_2(p_i) \quad (5)$$

The normalized entropy H_{norm} ranges from 0 to 1, where $H_{\text{norm}} = 1$ indicates a perfectly balanced dataset, with each category having an equal share of the data. $H_{\text{norm}} = 0$ indicates complete imbalance, where all instances belong to a single category. This normalization allows for an easier comparison of entropy values across datasets with different numbers of categories, providing a standardized measure of category balance. The entropy result is shown as Table 3, we observe that CNFOOD-241 exhibits a greater degree of class imbalance compared to other datasets, which consequently enhances the challenging nature of this dataset.

Moreover, to establish CNFOOD-241 as a more equitable benchmark, we partitioned the dataset into training, validation, and test subsets at random. The training and validation sets were divided in a 7:3 ratio, respectively, through a randomized selection process. Finally, the training set contains 119,514 images and the validation set has 51,354 images in all 241 categories. The testing set is the original 'val600x600' folder in CNFOOD-241 dataset, which include 20,943 images as Figure 3. The train-validation split list can be available on the github: <https://github.com/ChiShengChen/ResVMamba>.

4.2 Performance Metrics

The performance of the models are evaluated by the top-k accuracy. Top-k accuracy is defined as the proportion of test samples for which the correct label is among the top k labels predicted by the model. Mathematically, it can be expressed as:

Dataset	Category Entropy
UEC Food100	0.9758
UEC Food256	0.9891
ETH Food-101	1.0000
UPMC Food-101	0.9999
UNICT-FD889	0.9832
Vireo Food-172	0.9876
Food11	0.9565
UNICT-FD1200	0.9883
Vegfru	0.9759
Sushi-50	0.9951
FoodX-251	0.9974
ISIA Food-200	0.9889
Taiwanese-Food-101	1.0000
ISIA Food-500	0.9880
Food2K	0.9821
CNFOOD-241	0.9780

Table 3: Comparison of entropy on current food recognition datasets.

$$\text{Top-k Accuracy} = \frac{1}{N} \sum_{i=1}^N \mathbb{1}(y^{(i)} \in P_k^{(i)}) \quad (6)$$

where:

- N is the total number of samples in the test set.
- $y^{(i)}$ is the true label for the i -th sample.
- $P_k^{(i)}$ is the set of top k predictions made by the model for the i -th sample.
- $\mathbb{1}$ is the indicator function, which is 1 if $y^{(i)} \in P_k^{(i)}$ (the true label is among the top k predictions) and 0 otherwise.

This metric is particularly useful for evaluating models on tasks where the goal is to provide a set of potential labels for each input and the exact rank within the top k is not critically important.

4.3 Implementation Details

Adhering to the protocol delineated in [15], Res-VMamba embarks on a comprehensive training regimen on CNFOOD-241, the backbone uses the VMamba-S, extending over 150 epochs with an initial warmup period covering the initial 20 epochs, and leverages a batch size of 128. The training schema integrates the AdamW optimizer, with the beta parameters set at (0.9, 0.999), and momentum fixed at 0.9. A cosine decay schedule modulates the learning rate, commencing with an initial learning rate of 1×10^{-3} and a weight decay parameter of 0.05. Augmenting the training are methodologies such as label smoothing at 0.1 and the implementation of an exponential moving average (EMA). Subsequent to these specified techniques, no further training strategies are deployed. The VMamba-S did transfer training with pretrained weight get from [15] on CNFOOD-241 with a batch size of 32, else training strategies is the same as default VMamba. The CMAL-Net are trained from ResNet-50 pretrained weight from pytorch based on its original setting on github, the others models are trained with pretrained weights on ImageNet-1K loaded from Huggingface by timm module with an initial learning rate of 1×10^{-4} and AdamW optimizer.

4.4 Comparisons with State-of-the-Art Methods

The experiment result shows that VMamba-based model are all surpass the latest SOTA methods with model pretrained on ImageNet-1k,

Model	Year	Use PW.?	Top-1 Acc.	Val. Acc.	Top-5 Acc.	Val. Acc.	Top-1 Acc.	Test Acc.	Top-5 Acc.	Test Acc.
VGG16 [68]	2014	Y	66.98		90.10		65.06		89.60	
ViT-B [69]	2020	Y	73.14		92.06		71.58		91.62	
ResNet101 [65]	2015	Y	74.42		93.62		72.59		93.16	
DenseNet121 [70]	2016	Y	76.46		94.57		74.77		94.29	
Inceptionv4 [71]	2016	Y	77.30		94.28		75.70		93.89	
PRENet [41]	2017	Y*	77.47		94.86		76.02		94.61	
SEnet154 [48]	2017	Y	77.47		94.86		76.02		94.61	
RepViT [47]	2023	Y	78.08		95.41		76.86		95.02	
ConvNeXT-B [45]	2022	Y	78.30		94.36		76.76		93.90	
EfficientNet-B6 [44]	2019	Y	80.10		94.64		78.48		94.22	
CMAL-Net [43]	2023	Y [†]	80.16		95.99		78.56		95.40	
VMamba-S [15]	2024	N	79.17		95.64		77.73		95.24	
Res-VMamba (ours)	2024	N	79.54		95.72		78.26		95.31	
VMamba-S	2024	Y[‡]	82.15		96.91		80.58		96.71	

Table 4: Comparison of our approach (Res-VMamba) to other baselines on CNFOOD-241 with our split method. PW., Val., Acc. denotes pretrained weight, validation, accuracy, respectively. *PRENet’s pretrained weight got from official github is trained on Food2K dataset. [†] CMAL-Net used the ResNet-50 pretrained weight from pytorch, and other models’ pretrained weights got from timm module loaded from Huggingface trained on ImageNet-1K dataset. [‡]VMamba’s pretrained weight got from official github is trained on ImageNet-1K dataset.

4.5 Ablation Study on Res-VMamba

To be fair to comparison Res-VMamba and VMamba, we both trained VMamba with and without the ImageNet-1k pretrained weight. For the computation resource issue, we do not pretrain Res-VMamba on the ImageNet-1k. In the result we observe that VMamb-S with ImageNet-1k pretrained weight can reach the SOTA on CNFOOD-241, and the Res-VMamba surpass the VMamba-S without pretrained weight on CNFOOD-241.

5 Discussion and Conclusion

Fine-grained food classification poses a significant challenge in computer vision, and different food databases highlight various issues. In this study, we compared CNFOOD-241 and other food databases, revealing its characteristics as a high-resolution, data-imbalanced, and thus a challenging database. For instance, while PRENet achieves top-1 accuracies of 83.75% on Food2K and 91.13% on ETH Food-101, its top-1 accuracy on CNFOOD-241 is only 76.2%, demonstrating the considerable difficulty of CNFOOD-241. To address this challenge, we introduced the vision State Space Model, VMamba, in our research, which has superior performance compared to state-of-the-art (SOTA) models in fine-grained food recognition, with a notable improvement of 2.02% in top-1 accuracy. Furthermore, our results indicated that incorporating a global residual architecture on VMamba (ResVMamba) can further enhance accuracy by 0.53%.

Nevertheless, the current ResVMamba model has certain limitations. Due to resource constraints, we were unable to pre-train ResVMamba on ImageNet-1K. Additionally, the effectiveness of our global residual architecture when scaling up the VMamba model remains uncertain. Therefore, future research should continue exploring the classification capabilities of the VMamba model on a larger scale.

Acknowledgment

Thanks for Kurh-Life Technology Co., Ltd. provide a A100 cloud computing resource on Alicloud for the model training and fine-tuning.

References

- [1] Weiqing Min, Shuqiang Jiang, Linhu Liu, Yong Rui, and Ramesh Jain. A survey on food computing. *ACM Comput. Surv.*, 52(5), sep 2019. ISSN 0360-0300. doi:10.1145/3329168. URL <https://doi.org/10.1145/3329168>.
- [2] C. Wah, S. Branson, P. Welinder, P. Perona, and S. Belongie. Caltech-ucsd birds-200-2011 dataset. Technical report, 2011.

- [3] Grant Van Horn, Steve Branson, Ryan Farrell, Scott Haber, Jessie Barry, Panos Ipeirotis, Pietro Perona, and Serge Belongie. Building a bird recognition app and large scale dataset with citizen scientists: The fine print in fine-grained dataset collection. In *2015 IEEE Conference on Computer Vision and Pattern Recognition (CVPR)*, pages 595–604, 2015. doi:10.1109/CVPR.2015.7298658.
- [4] Yi Zhou, Boyang Wang, Lei Huang, Shanshan Cui, and Ling Shao. A benchmark for studying diabetic retinopathy: Segmentation, grading, and transferability. *IEEE Transactions on Medical Imaging*, 40(3):818–828, 2021. doi:10.1109/TMI.2020.3037771.
- [5] Jonathan Krause, Michael Stark, Jia Deng, and Li Fei-Fei. 3d object representations for fine-grained categorization. In *2013 IEEE International Conference on Computer Vision Workshops*, pages 554–561, 2013. doi:10.1109/ICCVW.2013.77.
- [6] Zhen Dong, Yuwei Wu, Mingtao Pei, and Yunde Jia. Vehicle type classification using a semisupervised convolutional neural network. *IEEE Transactions on Intelligent Transportation Systems*, 16(4):2247–2256, 2015. doi:10.1109/TITS.2015.2402438.
- [7] S. Maji, J. Kannala, E. Rahtu, M. Blaschko, and A. Vedaldi. Fine-grained visual classification of aircraft. Technical report, 2013.
- [8] E Dataset. Novel datasets for fine-grained image categorization. In *First Workshop on Fine Grained Visual Categorization, CVPR. Citeseer. Citeseer*. Citeseer, 2011.
- [9] Omkar M Parkhi, Andrea Vedaldi, Andrew Zisserman, and C. V. Jawahar. Cats and dogs. In *2012 IEEE Conference on Computer Vision and Pattern Recognition*, pages 3498–3505, 2012. doi:10.1109/CVPR.2012.6248092.
- [10] Maria-Elena Nilsback and Andrew Zisserman. Automated flower classification over a large number of classes. In *2008 Sixth Indian Conference on Computer Vision, Graphics & Image Processing*, pages 722–729, 2008. doi:10.1109/ICVGIP.2008.47.
- [11] G. Van Horn, O. Mac Aodha, Y. Song, Y. Cui, C. Sun, A. Shepard, H. Adam, P. Perona, and S. Belongie. The inaturalist species classification and detection dataset. In *2018 IEEE/CVF Conference on Computer Vision and Pattern Recognition (CVPR)*, pages 8769–8778, Los Alamitos, CA, USA, jun 2018. IEEE Computer Society. doi:10.1109/CVPR.2018.00914. URL <https://doi.ieeecomputersociety.org/10.1109/CVPR.2018.00914>.
- [12] G. Van Horn, E. Cole, S. Beery, K. Wilber, S. Belongie, and O. MacAodha. Benchmarking representation learning for natural world image collections. In *2021 IEEE/CVF Conference on Computer Vision and Pattern Recognition (CVPR)*, pages 12879–12888, Los Alamitos, CA, USA, jun 2021. IEEE Computer Society. doi:10.1109/CVPR46437.2021.01269. URL <https://doi.ieeecomputersociety.org/10.1109/CVPR46437.2021.01269>.
- [13] Ashutosh Singla, Lin Yuan, and Touradj Ebrahimi. Food/non-food image classification and food categorization using pre-trained googlenet model. In *Proceedings of the 2nd International Workshop on Multimedia Assisted Dietary Management, MADiMa '16*, page 3–11, New York, NY, USA, 2016. Association for Computing Machinery. ISBN 9781450345200. doi:10.1145/2986035.2986039. URL <https://doi.org/10.1145/2986035.2986039>.
- [14] Bokun Fan. Cnfood-241. Mendeley Data, 2022. doi:10.17632/fspyss5zbb.1.
- [15] Y. Liu, Y. Tian, Y. Zhao, H. Yu, L. Xie, Y. Wang, Q. Ye, and Y. Liu. Vmamba: Visual state space model. Technical report, 2024.
- [16] Jia Deng, Wei Dong, Richard Socher, Li-Jia Li, Kai Li, and Li Fei-Fei. Imagenet: A large-scale hierarchical image database. In *2009 IEEE conference on computer vision and pattern recognition*, pages 248–255. Ieee, 2009.
- [17] Bokun Fan, Weiqi Li, Liang Dong, Jingzhen Li, and Zedong Nie. Automatic chinese food recognition based on a stacking fusion model. In *Annu Int Conf IEEE Eng Med Biol Soc.*, 2023. doi:10.1109/EMBC40787.2023.10340620.
- [18] Xin Chen, Hua Zhou, Yu Zhu, and Liang Diao. Chinesefoodnet: A large-scale image dataset for chinese food recognition. *arXiv preprint arXiv:1705.02743*, 2017.
- [19] Mei Chen, Kapil Dhingra, Wen Wu, Lei Yang, Rahul Sukthankar, and Jie Yang. Pfid: Pittsburgh fast-food image dataset. In *2009 16th IEEE International Conference on Image Processing (ICIP)*, pages 289–292, 2009. doi:10.1109/ICIP.2009.5413511.
- [20] Taichi Joutou and Keiji Yanai. A food image recognition system with multiple kernel learning. In *2009 16th IEEE International Conference on Image Processing (ICIP)*, pages 285–288, 2009. doi:10.1109/ICIP.2009.5413400.
- [21] Hajime Hoashi, Taichi Joutou, and Keiji Yanai. Image recognition of 85 food categories by feature fusion. In *2010 IEEE International Symposium on Multimedia*, pages 296–301, 2010. doi:10.1109/ISM.2010.51.

- [22] Yuji Matsuda and Keiji Yanai. Multiple-food recognition considering co-occurrence employing manifold ranking. In *Proceedings of the 21st International Conference on Pattern Recognition (ICPR2012)*, pages 2017–2020, 2012.
- [23] Yoshiyuki Kawano and Keiji Yanai. Automatic expansion of a food image dataset leveraging existing categories with domain adaptation. In Lourdes Agapito, Michael M. Bronstein, and Carsten Rother, editors, *Computer Vision - ECCV 2014 Workshops*, pages 3–17, Cham, 2015. Springer International Publishing. ISBN 978-3-319-16199-0. doi:10.1007/978-3-319-16199-0_1.
- [24] Lukas Bossard, Matthieu Guillaumin, and Luc Van Gool. Food-101 – mining discriminative components with random forests. In David Fleet, Tomas Pajdla, Bernt Schiele, and Tinne Tuytelaars, editors, *Computer Vision – ECCV 2014*, pages 446–461, Cham, 2014. Springer International Publishing. ISBN 978-3-319-10599-4.
- [25] Marios M. Anthimopoulos, Lauro Gianola, Luca Scarnato, Peter Diem, and Stavroula G. Mougiakakou. A food recognition system for diabetic patients based on an optimized bag-of-features model. *IEEE Journal of Biomedical and Health Informatics*, 18(4):1261–1271, 2014. doi:10.1109/JBHI.2014.2308928.
- [26] Xin Wang, Devinder Kumar, Nicolas Thome, Matthieu Cord, and Frédéric Precioso. Recipe recognition with large multimodal food dataset. In *2015 IEEE International Conference on Multimedia & Expo Workshops (ICMEW)*, pages 1–6, 2015. doi:10.1109/ICMEW.2015.7169757.
- [27] Ruihan Xu, Luis Herranz, Shuqiang Jiang, Shuang Wang, Xinhang Song, and Ramesh Jain. Geolocalized modeling for dish recognition. *IEEE Transactions on Multimedia*, 17(8):1187–1199, 2015. doi:10.1109/TMM.2015.2438717.
- [28] Giovanni Maria Farinella, Dario Allegra, and Filippo Stanco. A benchmark dataset to study the representation of food images. In Lourdes Agapito, Michael M. Bronstein, and Carsten Rother, editors, *Computer Vision - ECCV 2014 Workshops*, pages 584–599, Cham, 2015. Springer International Publishing. ISBN 978-3-319-16199-0.
- [29] Jingjing Chen and Chong-wah Ngo. Deep-based ingredient recognition for cooking recipe retrieval. In *Proceedings of the 24th ACM International Conference on Multimedia*, MM ’16, page 32–41, New York, NY, USA, 2016. Association for Computing Machinery. ISBN 9781450336031. doi:10.1145/2964284.2964315. URL <https://doi.org/10.1145/2964284.2964315>.
- [30] Feng Zhou and Yuanqing Lin. Fine-grained image classification by exploring bipartite-graph labels. In *2016 IEEE Conference on Computer Vision and Pattern Recognition (CVPR)*, pages 1124–1133, 2016. doi:10.1109/CVPR.2016.127.
- [31] Michele Merler, Hui Wu, Rosario Uceda-Sosa, Quoc-Bao Nguyen, and John R. Smith. Snap, eat, repeat: A food recognition engine for dietary logging. In *Proceedings of the 2nd International Workshop on Multimedia Assisted Dietary Management, MADiMa ’16*, page 31–40, New York, NY, USA, 2016. Association for Computing Machinery. ISBN 9781450345200. doi:10.1145/2986035.2986036. URL <https://doi.org/10.1145/2986035.2986036>.
- [32] Giovanni Maria Farinella, Dario Allegra, Marco Moltisanti, Filippo Stanco, and Sebastiano Battiato. Retrieval and classification of food images. *Computers in Biology and Medicine*, 77:23–39, 2016. ISSN 0010-4825. doi:<https://doi.org/10.1016/j.combiomed.2016.07.006>. URL <https://www.sciencedirect.com/science/article/pii/S0010482516301822>.
- [33] Gianluigi Ciocca, Paolo Napoletano, and Raimondo Schettini. Learning cnn-based features for retrieval of food images. In Sebastiano Battiato, Giovanni Maria Farinella, Marco Leo, and Giovanni Gallo, editors, *New Trends in Image Analysis and Processing – ICIAP 2017*, pages 426–434, Cham, 2017. Springer International Publishing. ISBN 978-3-319-70742-6.
- [34] Saihui Hou, Yushan Feng, and Zilei Wang. Vegfru: A domain-specific dataset for fine-grained visual categorization. In *2017 IEEE International Conference on Computer Vision (ICCV)*, pages 541–549, 2017. doi:10.1109/ICCV.2017.66.
- [35] Jianing Qiu, Frank P.-W. Lo, Yingnan Sun, Siyao Wang, and Benny Lo. Mining discriminative food regions for accurate food recognition. In *BMVC*, 2019.
- [36] P. Kaur, K. Sikka, W. Wang, S. Belongie, and A. Divakaran. Foodx-251: a dataset for fine-grained food classification. 2019. doi:10.48550/arxiv.1907.06167.
- [37] Weiqing Min, Linhu Liu, Zhengdong Luo, and Shuqiang Jiang. Ingredient-guided cascaded multi-attention network for food recognition. In *Proceedings of the 27th ACM International Conference on Multimedia*, MM ’19, page 1331–1339, New York, NY, USA, 2019. Association for Computing Machinery. ISBN 9781450368896. doi:10.1145/3343031.3350948. URL <https://doi.org/10.1145/3343031.3350948>.

- [38] Doyen Sahoo, Wang Hao, Shu Ke, Wu Xiongwei, Hung Le, Palakorn Achananuparp, Ee-Peng Lim, and Steven C. H. Hoi. Foodai: Food image recognition via deep learning for smart food logging. In *Proceedings of the 25th ACM SIGKDD International Conference on Knowledge Discovery & Data Mining*, KDD '19, page 2260–2268, New York, NY, USA, 2019. Association for Computing Machinery. ISBN 9781450362016. doi:10.1145/3292500.3330734. URL <https://doi.org/10.1145/3292500.3330734>.
- [39] Tsan-Lun Yang. Taiwanese-food-101. Technical report, 2020. URL <https://ieeexplore.ieee.org/document/708428>. Retrieved Jan. 3, 2024.
- [40] Weiqing Min, Linhu Liu, Zhiling Wang, Zhengdong Luo, Xiaoming Wei, Xiaolin Wei, and Shuqiang Jiang. Isia food-500: A dataset for large-scale food recognition via stacked global-local attention network. In *Proceedings of the 28th ACM International Conference on Multimedia*, 2020.
- [41] Weiqing Min, Zhiling Wang, Yuxin Liu, Mengjiang Luo, Liping Kang, Xiaoming Wei, Xiaolin Wei, and Shuqiang Jiang. Large scale visual food recognition. *IEEE Transactions on Pattern Analysis and Machine Intelligence*, 45(8):9932–9949, 2023. doi:10.1109/TPAMI.2023.3237871.
- [42] Mohanty SP, Singhal G, Scuccimarra EA, Kebaili D, Héritier H, Boulanger V, and Salathé M. The food recognition benchmark: Using deep learning to recognize food in images. *Front Nutr.*, 2022. doi:10.3389/fnut.2022.875143.
- [43] Dichao Liu, Longjiao Zhao, Yu Wang, and Jien Kato. Learn from each other to classify better: Cross-layer mutual attention learning for fine-grained visual classification. *Pattern Recognition*, 140:109550, 2023. ISSN 0031-3203. doi:<https://doi.org/10.1016/j.patcog.2023.109550>. URL <https://www.sciencedirect.com/science/article/pii/S0031320323002509>.
- [44] Quoc V. Le Mingxing Tan. Efficientnet: Rethinking model scaling for convolutional neural networks. Technical report, 2019.
- [45] Zhuang Liu, Hanzi Mao, Chao-Yuan Wu, Christoph Feichtenhofer, Trevor Darrell, and Saining Xie. A convnet for the 2020s. Technical report, 2022.
- [46] Z. Liu, Y. Lin, Y. Cao, H. Hu, Y. Wei, Z. Zhang, S. Lin, and B. Guo. Swin transformer: Hierarchical vision transformer using shifted windows. In *2021 IEEE/CVF International Conference on Computer Vision (ICCV)*, pages 9992–10002, Los Alamitos, CA, USA, oct 2021. IEEE Computer Society. doi:10.1109/ICCV48922.2021.00986. URL <https://doi.ieeecomputersociety.org/10.1109/ICCV48922.2021.00986>.
- [47] Ao Wang, Hui Chen, Zijia Lin, Jungong Han, and Guiguang Ding. Repvit: Revisiting mobile cnn from vit perspective. Technical report, 2023.
- [48] Jie Hu, Li Shen, and Gang Sun. Squeeze-and-excitation networks. In *2018 IEEE/CVF Conference on Computer Vision and Pattern Recognition*, pages 7132–7141, 2018. doi:10.1109/CVPR.2018.00745.
- [49] Taichi Joutou and Keiji Yanai. A food image recognition system with multiple kernel learning. In *2009 16th IEEE International Conference on Image Processing (ICIP)*, pages 285–288, 2009. doi:10.1109/ICIP.2009.5413400.
- [50] Daniele Ravi, Benny Lo, and Guang-Zhong Yang. Real-time food intake classification and energy expenditure estimation on a mobile device. In *2015 IEEE 12th International Conference on Wearable and Implantable Body Sensor Networks (BSN)*, pages 1–6, 2015. doi:10.1109/BSN.2015.7299410.
- [51] M.A. Hearst, S.T. Dumais, E. Osuna, J. Platt, and B. Scholkopf. Support vector machines. *IEEE Intelligent Systems and their Applications*, 13(4):18–28, 1998. doi:10.1109/5254.708428.
- [52] Raffhan Amnani Rahmat and Suhaili Beeran Kutty. Malaysian food recognition using alexnet cnn and transfer learning. In *2021 IEEE 11th IEEE Symposium on Computer Applications & Industrial Electronics (ISCAIE)*, pages 59–64, 2021. doi:10.1109/ISCAIE51753.2021.9431833.
- [53] Zharfan Zahisham, Chin Poo Lee, and Kian Ming Lim. Food recognition with resnet-50. In *2020 IEEE 2nd International Conference on Artificial Intelligence in Engineering and Technology (IICAJET)*, pages 1–5, 2020. doi:10.1109/IICAJET49801.2020.9257825.
- [54] VijayaKumari G., Priyanka Vutkur, and Vishwanath P. Food classification using transfer learning technique. *Global Transitions Proceedings*, 3(1):225–229, 2022. ISSN 2666-285X. doi:<https://doi.org/10.1016/j.gltip.2022.03.027>. URL <https://www.sciencedirect.com/science/article/pii/S2666285X22000334>. International Conference on Intelligent Engineering Approach(ICIEA-2022).
- [55] Hamid Hassannejad, Guido Matrella, Paolo Ciampolini, Ilaria De Munari, Monica Mordonini, and Stefano Cagnoni. Food image recognition using very deep convolutional networks. In *Proceedings of the 2nd International Workshop on Multimedia Assisted Dietary Management, MADiMa '16*, page 41–49, New York, NY, USA, 2016. Association for Computing Machinery. ISBN 9781450345200. doi:10.1145/2986035.2986042. URL <https://doi.org/10.1145/2986035.2986042>.

- [56] Albert Gu, Karan Goel, and Christopher Re. Efficiently modeling long sequences with structured state spaces. In *International Conference on Learning Representations*, 2022. URL <https://openreview.net/forum?id=uYLFoz1v1AC>.
- [57] Tri Dao Albert Gu. Mamba: Linear-time sequence modeling with selective state spaces. Technical report, 2023.
- [58] Lianghai Zhu, Bencheng Liao, Qian Zhang, Xinlong Wang, Wenyu Liu, and Xinggang Wang. Vision mamba: Efficient visual representation learning with bidirectional state space model. Technical report, 2024.
- [59] Bo Wang Jun Ma, Feifei Li. U-mamba: Enhancing long-range dependency for biomedical image segmentation. Technical report, 2024.
- [60] Suncheng Xiang Jiacheng Ruan. Vm-unet: Vision mamba unet for medical image segmentation. Technical report, 2024.
- [61] Jiarun Liu, Hao Yang, Hong-Yu Zhou, Yan Xi, Lequan Yu, Yizhou Yu, Yong Liang, Guangming Shi, Shaoting Zhang, Hairong Zheng, and Shanshan Wang. Swin-umamba: Mamba-based unet with imagenet-based pretraining. Technical report, 2024.
- [62] Haifan Gong, Luoyao Kang, Yitao Wang, Xiang Wan, and Haofeng Li. nnmamba: 3d biomedical image segmentation, classification and landmark detection with state space model. Technical report, 2024.
- [63] Cai Meng Tao Guo, Yينو Wang. Mambamorph: a mamba-based backbone with contrastive feature learning for deformable mr-ct registration. Technical report, 2024.
- [64] Lei Zhu Yijun Yang, Zhaohu Xing. Vivim: a video vision mamba for medical video object segmentation. Technical report, 2024.
- [65] Kaiming He, Xiangyu Zhang, Shaoqing Ren, and Jian Sun. Deep residual learning for image recognition. In *2016 IEEE Conference on Computer Vision and Pattern Recognition (CVPR)*, pages 770–778, 2016. doi:10.1109/CVPR.2016.90.
- [66] Albert Gu, Isys Johnson, Karan Goel, Khaled Kamal Saab, Tri Dao, Atri Rudra, and Christopher Re. Combining recurrent, convolutional, and continuous-time models with linear state space layers. In A. Beygelzimer, Y. Dauphin, P. Liang, and J. Wortman Vaughan, editors, *Advances in Neural Information Processing Systems*, 2021. URL <https://openreview.net/forum?id=yWd42CWN3c>.
- [67] Ankit Gupta, Albert Gu, and Jonathan Berant. Diagonal state spaces are as effective as structured state spaces. In Alice H. Oh, Alekh Agarwal, Danielle Belgrave, and Kyunghyun Cho, editors, *Advances in Neural Information Processing Systems*, 2022. URL <https://openreview.net/forum?id=Rjs0j6tsSrf>.
- [68] K Simonyan and A Zisserman. Very deep convolutional networks for large-scale image recognition. pages 1–14. Computational and Biological Learning Society, 2015.
- [69] Alexey Dosovitskiy, Lucas Beyer, Alexander Kolesnikov, Dirk Weissenborn, Xiaohua Zhai, Thomas Unterthiner, Mostafa Dehghani, Matthias Minderer, Georg Heigold, Sylvain Gelly, Jakob Uszkoreit, and Neil Houlsby. An image is worth 16x16 words: Transformers for image recognition at scale. In *International Conference on Learning Representations*, 2021. URL <https://openreview.net/forum?id=YicbFdNTTy>.
- [70] G. Huang, Z. Liu, L. Van Der Maaten, and K. Q. Weinberger. Densely connected convolutional networks. In *2017 IEEE Conference on Computer Vision and Pattern Recognition (CVPR)*, pages 2261–2269, Los Alamitos, CA, USA, jul 2017. IEEE Computer Society. doi:10.1109/CVPR.2017.243. URL <https://doi.ieeecomputersociety.org/10.1109/CVPR.2017.243>.
- [71] Christian Szegedy, Sergey Ioffe, Vincent Vanhoucke, and Alex Alemi. Inception-v4, inception-resnet and the impact of residual connections on learning. Technical report, 2016.