

GenCeption: Evaluate Multimodal LLMs with Unlabeled Unimodal Data

Lele Cao¹, Valentin Buchner¹ Zineb Senane^{1,2,3,4} Fangkai Yang²

¹Motherbrain, EQT Group, Stockholm, Sweden

²KTH Royal Institute of Technology, Stockholm, Sweden

³Télécom Paris, Palaiseau, France ⁴Eurecom, Biot, France

{lele.cao, valentin.buchner, zineb.senane}@eqtpartners.com fangkai@kth.se

<https://github.com/EQTPartners/GenCeption>

Abstract

Multimodal Large Language Models (MLLMs) are commonly evaluated using costly annotated multimodal benchmarks. However, these benchmarks often struggle to keep pace with the rapidly advancing requirements of MLLM evaluation. We propose GenCeption, a novel and annotation-free MLLM evaluation framework that merely requires unimodal data to assess inter-modality semantic coherence and inversely reflects the models' inclination to hallucinate. Analogous to the popular DrawCeption game, GenCeption initiates with a non-textual sample and undergoes a series of iterative description and generation steps. Semantic drift across iterations is quantified using the GC@T metric. Our empirical findings validate GenCeption's efficacy, showing strong correlations with popular MLLM benchmarking results. GenCeption may be extended to mitigate training data contamination by utilizing ubiquitous, previously unseen unimodal data.

1 Introduction

Large Language Models (LLMs) have shown remarkable capability in natural language understanding, reasoning, and problem solving. Multimodal LLMs (MLLMs) extend these capabilities to multiple modalities, with the visual modality being predominant (Achiam et al., 2023; Liu et al., 2023b; Jiang et al., 2023; Ye et al., 2023). MLLMs harness the power of LLMs as a foundation to incorporate non-textual modality, promising richer interactions and broader applications in real-world scenarios. However, comprehensive evaluation methods that enable comparing different MLLM architectures and training methods are lacking (Fu et al., 2023).

In response, the community has swiftly developed several MLLM benchmarks, such as those detailed by Xu et al. (2022); Dai et al. (2023); Wang et al. (2023); Ye et al. (2023); Li et al. (2023); Zhao et al. (2023). Yet, these benchmarks encounter common challenges: (1) They predominantly rely on

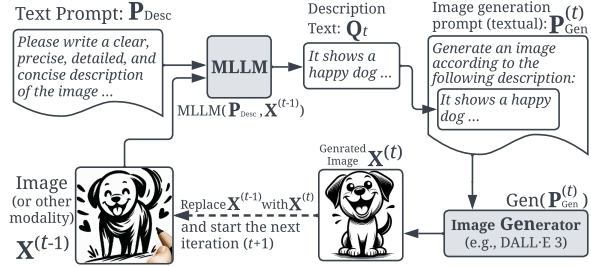


Figure 1: An illustration of the t -th iteration in the GenCeption evaluation procedure for MLLMs. Using the image modality as an example, the process begins with an existing image $X^{(0)}$ sourced from a unimodal image dataset for the first iteration ($t=1$). The MLLM provides a detailed description of the image, which is then used by an image generator to produce $X^{(t)}$.

multimodal datasets that demand high-quality annotations, which is costly and restrictive in capturing the evolving capabilities of MLLMs (Fu et al., 2023). This has been shown to result in increasing speed in benchmark saturation (Kiela et al., 2021). (2) The evaluation scores may not reflect true performance on real-world tasks due to potential contamination of MLLM training data by benchmark datasets, as reported for LLM pretraining corpora (Dodge et al., 2021; Yang et al., 2023).

To address these highlighted challenges, we propose GenCeption, a novel and simple approach for evaluating MLLMs. By iteratively generating and describing non-textual samples, GenCeption gauges MLLMs' ability to consistently maintain semantic coherence across modalities. This approach simultaneously measures the model's tendency to hallucinate, as this inversely correlates with semantic coherence. Further, an MLLM's ability to provide detailed descriptions of non-textual samples measures a diverse range of specialised abilities like object/posture/emotion recognition, numeracy, color perception, OCR, and even the knowledge of artistic styles. Leveraging easily accessible unimodal datasets, GenCeption reduces

Algorithm 1: Calculate $GC@T$ via GenCception

Input: MLLM to be evaluated, a unimodal dataset \mathcal{D} : $\mathbf{X}_1^{(0)}, \dots, \mathbf{X}_n^{(0)}, \dots, \mathbf{X}_N^{(0)}$, fixed textual prompt \mathbf{P}_{Desc} , a sample generator $\text{Gen}(\cdot)$, and a sample encoder $\text{Enc}(\cdot)$
Output: Average $GC@T$ metric over \mathcal{D}
Parameter: The number of iterations T

```
1:  $GC@T = 0$ 
2: for ( $n = 1; n \leq N; n++$ ) do
3:    $\mathbf{z}^{(0)} := \text{Enc}(\mathbf{X}_n^{(0)})$ ;
4:   for ( $t = 1; t \leq T; t++$ ) do
5:     Generate description  $\mathbf{Q}_t$  for  $\mathbf{X}_n^{(t-1)}$  using (1);
6:     Create sample generation prompt  $\mathbf{P}_{\text{Gen}}^{(t)}$ ;
7:     Generate a new sample  $\mathbf{X}_n^{(t)}$  according to (2);
8:      $s^{(t)} := \text{CosineSimilarity}(\mathbf{z}^{(0)}, \text{Enc}(\mathbf{X}_n^{(t)}))$ ;
9:   end
10:  Calculate  $GC@T += \sum_{t=1}^T (t \cdot s^{(t)}) / \sum_{t=1}^T t$ ; (3)
11: end
12: return  $GC@T / N$ ;
```

the cost and complexity of dataset procurement, facilitating scalability. Moreover, this facilitates the use of previously unseen datasets for MLLM evaluation, minimizing the risk of training data contamination with evaluation data (Dodge et al., 2021). We will detail the GenCception procedure and our initial experimental findings in the upcoming sections.

2 GenCception

Our approach, GenCception, is inspired by a multi-player game DrawCception¹ (a.k.a., Scrawl or Whisperary). In this game, the first player in a queue is presented with an image, which they describe verbally to the next player. This subsequent player then draws based on the description, and the cycle continues, often leading to amusing deviations from the original image as the game progresses. The challenge and objective of the game lie in preserving the initial information across iterative switches between two modalities: verbal description and drawing. Similarly, a proficient MLLM, which inherently models multiple modalities like text and images, should excel at playing such game, minimizing the semantic drift from the original input. Recognizing that MLLMs can encompass modalities beyond just visual cues, such as audio and graphs, we name our approach GenCception, covering a broader scope than the visually-centric DrawCception.

2.1 Procedure

Unlike existing MLLM benchmarks that rely on multimodal samples, GenCception is designed to op-

¹<https://wikipedia.org/wiki/drawception>

Please write a clear, precise, detailed, and concise description of all elements in the image. Focus on accurately depicting various aspects, including but not limited to the colors, shapes, positions, styles, texts and the relationships between different objects and subjects in the image. Your description should be thorough enough to guide a professional in recreating this image solely based on your textual representation. Remember, only include descriptive texts that directly pertain to the contents of the image. You must complete the description using less than 500 words.

Table 1: The fixed textual prompt \mathbf{P}_{Desc} instructs the MLLM to produce a description of the input $\mathbf{X}^{(t-1)}$.

erate on unimodal datasets, significantly streamlining dataset acquisition efforts. For illustrative purposes, we employ the image modality as a representative non-textual modality throughout this exposition. Let’s consider an image dataset \mathcal{D} comprising images $\mathbf{X}_1, \mathbf{X}_2, \dots, \mathbf{X}_N$, akin to well-established datasets like ImageNet (Deng et al., 2009), CIFAR (Krizhevsky et al., 2009), and STL (Coates et al., 2011). Without loss of generality, any image from \mathcal{D} is denoted as \mathbf{X} .

GenCception operates iteratively, spanning from $t=1$ to a pre-defined maximum iteration $t=T$. Each iteration, as depicted in Figure 1, begins with an image $\mathbf{X}^{(t-1)}$, and yields a new image $\mathbf{X}^{(t)}$. The first iteration ($t=1$) commences with the original image $\mathbf{X}^{(0)}$ from \mathcal{D} . During any given iteration t , the MLLM receives a textual prompt \mathbf{P}_{Desc} (Table 1), instructing the MLLM to articulate a comprehensive description \mathbf{Q}_t for the input image $\mathbf{X}^{(t-1)}$:

$$\mathbf{Q}_t := \text{MLLM}(\mathbf{P}_{\text{Desc}}, \mathbf{X}^{(t-1)}). \quad (1)$$

Following this, an image generation prompt $\mathbf{P}_{\text{Gen}}^{(t)}$ is constructed as “Generate an image that fully and precisely reflects this description: $\langle \mathbf{Q}_t \rangle$ ”. This prompt guides a pretrained image generation model, such as DALL·E (Ramesh et al., 2021), to create a new image, $\mathbf{X}^{(t)}$:

$$\mathbf{X}^{(t)} := \text{Gen}(\mathbf{P}_{\text{Gen}}^{(t)}), \quad (2)$$

where $\text{Gen}(\cdot)$ signifies the chosen image generator. Each subsequent iteration $t+1$ commences by using the image $\mathbf{X}^{(t)}$ generated in the previous iteration. Upon completion of all iterations, we obtain a series of $T+1$ images: $\mathbf{X}^{(0)}, \mathbf{X}^{(1)}, \dots, \mathbf{X}^{(T)}$, with the initial image being the original, and the rest sequentially produced across the iterations.

2.2 Metric: $GC@T$

Our primary objective is to measure the semantic divergence of each generated image $\mathbf{X}^{(t)}$ (for $t=1, \dots, T$) from the original image $\mathbf{X}^{(0)}$. To




Figure 2: Correlation analysis (a) and demonstration of GenCeption evaluation procedure on a visual-intensive image (b1) and a textual-intensive image (b2). The similarity $s^{(t)}$ and $GC@T$ scores are printed on the top and bottom of each image, respectively.

achieve this, we utilize a pretrained image encoder, such as ViT (Dosovitskiy et al., 2021), to transform all images, resulting in $T+1$ image embeddings denoted as $\mathbf{z}^{(0)}, \mathbf{z}^{(1)}, \dots, \mathbf{z}^{(T)}$, where $\mathbf{z}^{(t)} := \text{Enc}(\mathbf{X}^{(t)})$. Afterwards, we compute the cosine similarity between $\mathbf{z}^{(0)}$ and each $\mathbf{z}^{(t)}$ (for $t=1, \dots, T$), yielding T similarity scores: $s^{(1)}, s^{(2)}, \dots, s^{(T)}$. Here, $s^{(t)} \in [-1.0, 1.0]$ approximates the level of semantic drift observed in the t -th iteration of the aforementioned GenCeption procedure. To quantify the overall speed and magnitude of semantic drift, we propose to calculate the GenCeption score over T iterations, denoted as $GC@T \in [-1.0, 1.0]$, computed as follows:

$$GC@T := \sum_{t=1}^T (t \cdot s^{(t)}) / \sum_{t=1}^T t. \quad (3)$$

This is a normalized and continuous² metric that progressively weights later iterations more heavily for two reasons: (1) analogous to the DrawCeption game, it is the deviation from the initial image at the end that is most telling; (2) we aim to capture performance and dynamics across the entire iterative sequence. A high $GC@T$ value signifies an exceptional and consistent ability to maintain inter-modal (text-image) semantic congruence, effectively curbing the propensity for rapid or extensive deviation from the semantics encapsulated in the original image. It is worth noting that $GC@1$ is equivalent to $s^{(1)}$. For the pseudo code detailing GenCeption procedure and the calculation of the average $GC@T$ metric over the entire dataset \mathcal{D} , please see Algorithm 1.

²The $GC@T$ metric progressively enhances with MLLM performance, counteracting the limitations of discontinuous metrics like accuracy prevalent in MLLM benchmarks that may falsely suggest emergent abilities (Schaeffer et al., 2023). This continuous metric facilitates more predictable projections of performance improvements resulting from model scaling, either through increased parameters or expanded training data.

3 Experiments

In this section, we embark on an empirical investigation of the GenCeption framework, focusing on its potential and implications for evaluating MLLMs, with a special focus on Vision LLM (VLLM), the predominant category in this area. Although GenCeption’s innovative design merely requires unimodal image datasets, we choose to employ the most recent multimodal MLLM benchmark dataset – MME (Fu et al., 2023). This decision stems from two key considerations: (1) to allow for a direct comparison with metrics that incorporate additional textual QA (question-answering) annotations; and (2) to achieve a fine-grained assessment of MLLM performance across MME’s 14 carefully crafted sample categories. We select four VLLMs – GPT-4V (Achiam et al., 2023), LLaVA-7B/13B (Liu et al., 2023b) and mPLUG-Owl2 (Ye et al., 2023) – based on their superior performance on the OpenCompass multimodal leaderboard (OpenCompass, 2023), which incorporates a comprehensive set of benchmarks like MME (Fu et al., 2023) and HallusionBench (Liu et al., 2023a). We will demonstrate GenCeption’s efficacy through both quantitative and qualitative assessments, highlighting its validity and the correlations between unimodal and multimodal metrics.

3.1 Quantitative results

We partition the 14 MME categories into two groups based on content type: visual-intensive (10 categories) and textual-intensive (4 categories). GC scores and MME Accuracy are reported for each category in Table 2. Additionally, rankings for visual and textual intensive image samples are compared against the OpenCompass multimodal leaderboard scores (OpenCompass, 2023) and HallusionBench (Liu et al., 2023a). Notably, GPT-4V leads

Sample Category	GPT-4V				mPLUG-Owl2				LLaVA-13B				LLaVA-7B			
	ACC	GC@1	GC@3	GC@5	ACC	GC@1	GC@3	GC@5	ACC	GC@1	GC@3	GC@5	GC@1	GC@3	GC@5	
visual-intensive samples	Existence	96.67	0.505	0.422	0.358	95.00	0.427	0.323	0.285	95.00	0.416	0.305	0.276	0.418	0.308	0.248
	Count	86.67	0.498	0.404	0.360	85.00	0.378	0.299	0.244	85.00	0.408	0.294	0.241	0.341	0.253	0.222
	Position	65.00	0.501	0.408	0.347	61.67	0.346	0.306	0.260	76.67	0.359	0.255	0.218	0.350	0.285	0.248
	Color	80.00	0.506	0.403	0.325	88.33	0.345	0.290	0.254	90.00	0.420	0.300	0.252	0.318	0.284	0.247
	Poster	96.94	0.444	0.324	0.265	86.73	0.338	0.243	0.210	86.39	0.303	0.215	0.176	0.305	0.214	0.182
	Celebrity	0.00	0.433	0.332	0.284	87.94	0.319	0.232	0.197	83.53	0.284	0.206	0.176	0.263	0.188	0.154
	Scene	83.50	0.497	0.393	0.337	83.25	0.385	0.299	0.252	86.75	0.355	0.277	0.230	0.350	0.266	0.223
	Landmark	79.25	0.458	0.353	0.302	85.74	0.363	0.275	0.223	90.00	0.376	0.242	0.191	0.334	0.252	0.215
	Artwork	82.00	0.504	0.421	0.363	77.25	0.333	0.252	0.211	70.75	0.308	0.212	0.166	0.294	0.210	0.176
	Comm.	79.29	0.563	0.471	0.405	71.43	0.425	0.353	0.290	73.57	0.429	0.334	0.273	0.417	0.294	0.235
Vis mean	74.93	0.491	0.393	0.335	82.23	0.366	0.287	0.243	83.77	0.366	0.264	0.220	0.339	0.255	0.215	
Vis rank	3	1	1	1	2	2	2	2	1	2	3	3	4	4	4	
text-intensive	Code.	90.00	0.333	0.193	-	45.00	0.281	0.176	-	42.50	0.260	0.144	-	0.186	0.107	-
	Num.	75.00	0.325	0.240	-	35.00	0.322	0.192	-	37.50	0.336	0.195	-	0.259	0.155	-
	Text trans.	55.00	0.359	0.157	-	67.50	0.173	0.081	-	57.50	0.200	0.116	-	0.212	0.111	-
	OCR	95.00	0.482	0.393	-	45.00	0.358	0.276	-	45.00	0.368	0.239	-	0.351	0.222	-
Txt Mean	78.75	0.375	0.246	GC rank*	48.13	0.284	0.181	GC rank*	53.13	0.291	0.174	GC rank*	0.252	0.149	GC rank*	
Txt rank	1	1	1	1.00	3	3	2	2.14	2	2	3	2.62	4	4	4.00	
HallusionBench [†]	score: 46.5, rank: 1				score: 25.7, rank: 4				score: 29.4, rank: 2				score: 27.4, rank: 3			
OpenCompass [†]	score: 64.2, rank: 1				score: 47.8, rank: 3				score: 49.7, rank: 2				score: 46.8, rank: 4			

* "GC rank" for each VLLM is a weighted (by the number of categories) average of blue-colored "Vis rank" and "Txt rank", i.e., $\frac{10}{14} \times \text{vis_ranks} + \frac{4}{14} \times \text{txt_ranks}$.
[†] Results are taken from <https://rank.opencompass.org.cn/leaderboard-multimodal> as of Feb. 2024.

Table 2: Evaluation results on visual(Vis)-intensive (*existence, count, position, color, poster, celebrity, scene, landmark, artwork, and commonsense reasoning*) and textual(Txt)-intensive (*code reasoning, numerical calculation, text translation, and OCR*) sample categories. Best results per metric and category are **bolded**.

our rankings, followed by mPLUG-Owl2, LLaVA-13B/7B, diverging from MME scores but aligning with HallusionBench and OpenCompass rankings.

Figure 2(a) presents a correlation matrix among GC@T, MME, OpenCompass, and HallusionBench scores, where the "GC@T" is averaged over the GC@T scores of all MME categories. It reveals a strong correlation between GC@T and HallusionBench, indicating effective hallucination measurement without human annotation or multimodal data. Further, the moderately strong correlation with OpenCompass suggests GenCeption's comprehensive evaluation capability. The negative correlation with MME scores suggests that GenCeption measures distinct aspects not covered by MME, using the same set of samples.

3.2 Qualitative results

We conduct a qualitative inspection by visualizing artifacts (descriptions and images) alongside cosine similarity and GC@T scores for two seed images across different categories, as shown in Figure 2(b). This visualization reveals a correlation between these scores and the images' visual characteristics in relation to the seed image. A notable observation is the addition of nonexistent elements or styles to the generated images, a trend that intensifies with subsequent iterations. For a broader spectrum of examples across all MME image categories

and accompanying descriptions from each evaluated VLLM, we direct readers to Appendix A. It is apparent that later iterations exhibit an increased propensity for producing unreal imagery.

4 Conclusion and Future Work

To enable scalable and continuous evaluation of rapidly evolving MLLMs without relying on expensive annotated multimodal benchmark datasets, we propose GenCeption, an intuitive, simple and effective approach. Our preliminary tests on VLLMs demonstrate that the GC@T metric proficiently assesses semantic coherence and consistency across modalities, aligning closely with results from existing comprehensive MLLM benchmarks. Looking ahead, future work includes: (1) Broadening its application across all VLLM benchmark datasets to comprehensively understand its capabilities. (2) Adapting GenCeption for various modalities, such as audio and graphs, by selecting modality-specific generation and embedding models. (3) Enhancing understanding through comparisons with human performance on GenCeption tasks. (4) Tailoring MLLM prompts to different sample categories for nuanced analysis. (5) Improving similarity metrics by incorporating object recognition models to better quantify sample distances. (6) Directly leveraging sample descriptions in similarity score calculations for a more inclusive evaluation.

References

- Josh Achiam, Steven Adler, Sandhini Agarwal, Lama Ahmad, Ilge Akkaya, Florencia Leoni Aleman, Diogo Almeida, Janko Altenschmidt, Sam Altman, Shyamal Anadkat, et al. 2023. GPT-4 technical report. *arXiv preprint arXiv:2303.08774*.
- Adam Coates, Andrew Ng, and Honglak Lee. 2011. An analysis of single-layer networks in unsupervised feature learning. In *Proceedings of the fourteenth international conference on artificial intelligence and statistics*, pages 215–223. JMLR Workshop and Conference Proceedings.
- Wenliang Dai, Junnan Li, Dongxu Li, Anthony Meng Huat Tiong, Junqi Zhao, Weisheng Wang, Boyang Li, Pascale Fung, and Steven Hoi. 2023. Instructblip: Towards general-purpose vision-language models with instruction tuning. *arXiv preprint:2305.06500*.
- Jia Deng, Wei Dong, Richard Socher, Li-Jia Li, Kai Li, and Li Fei-Fei. 2009. ImageNet: A large-scale hierarchical image database. In *2009 IEEE conference on computer vision and pattern recognition*, pages 248–255.
- Jesse Dodge, Maarten Sap, Ana Marasović, William Agnew, Gabriel Ilharco, Dirk Groeneveld, Margaret Mitchell, and Matt Gardner. 2021. Documenting large webtext corpora: A case study on the colossal clean crawled corpus. *arXiv preprint arXiv:2104.08758*.
- Alexey Dosovitskiy, Lucas Beyer, Alexander Kolesnikov, Dirk Weissenborn, Xiaohua Zhai, Thomas Unterthiner, Mostafa Dehghani, Matthias Minderer, Georg Heigold, Sylvain Gelly, Jakob Uszkoreit, and Neil Houlsby. 2021. An image is worth 16x16 words: Transformers for image recognition at scale. In *International Conference on Learning Representations*.
- Chaoyou Fu, Peixian Chen, Yunhang Shen, Yulei Qin, Mengdan Zhang, Xu Lin, Jinrui Yang, Xiawu Zheng, Ke Li, Xing Sun, et al. 2023. MME: A comprehensive evaluation benchmark for multimodal large language models. *arXiv preprint arXiv:2306.13394*.
- Yuxin Jiang, Chunkit Chan, Mingyang Chen, and Wei Wang. 2023. Lion: Adversarial distillation of closed-source large language model. *arXiv preprint arXiv:2305.12870*.
- Douwe Kiela, Max Bartolo, Yixin Nie, Divyansh Kaushik, Atticus Geiger, Zhengxuan Wu, Bertie Vidgen, Grusha Prasad, Amanpreet Singh, Pratik Ring-shia, et al. 2021. Dynabench: Rethinking benchmarking in nlp. In *Proceedings of the 2021 Conference of the North American Chapter of the Association for Computational Linguistics: Human Language Technologies*, pages 4110–4124.
- Alex Krizhevsky, Geoffrey Hinton, et al. 2009. Learning multiple layers of features from tiny images. Technical report, Massachusetts Institute of Technology and New York University.
- Yifan Li, Yifan Du, Kun Zhou, Jinpeng Wang, Wayne Xin Zhao, and Ji-Rong Wen. 2023. Evaluating object hallucination in large vision-language models. *arXiv preprint:2305.10355*.
- Fuxiao Liu, Tianrui Guan, Zongxia Li, Lichang Chen, Yaser Yacoob, Dinesh Manocha, and Tianyi Zhou. 2023a. Hallusionbench: You see what you think? or you think what you see? an image-context reasoning benchmark challenging for gpt-4v (ision), llava-1.5, and other multi-modality models. *arXiv preprint arXiv:2310.14566*.
- Haotian Liu, Chunyuan Li, Yuheng Li, and Yong Jae Lee. 2023b. Improved baselines with visual instruction tuning. In *NeurIPS 2023 Workshop on Instruction Tuning and Instruction Following*.
- OpenCompass. 2023. OpenCompass: A universal evaluation platform for foundation models. <https://github.com/open-compass/opencompass>.
- Aditya Ramesh, Mikhail Pavlov, Gabriel Goh, Scott Gray, Chelsea Voss, Alec Radford, Mark Chen, and Ilya Sutskever. 2021. Zero-shot text-to-image generation. In *International Conference on Machine Learning*, pages 8821–8831. PMLR.
- Rylan Schaeffer, Brando Miranda, and Sanmi Koyejo. 2023. Are emergent abilities of large language models a mirage? *arXiv preprint arXiv:2304.15004*.
- Wenhai Wang, Zhe Chen, Xiaokang Chen, Jiannan Wu, Xizhou Zhu, Gang Zeng, Ping Luo, Tong Lu, Jie Zhou, Yu Qiao, et al. 2023. Visionllm: Large language model is also an open-ended decoder for vision-centric tasks. *arXiv preprint:2305.11175*.
- Zhiyang Xu, Ying Shen, and Lifu Huang. 2022. Multi-instruct: Improving multi-modal zero-shot learning via instruction tuning. *arXiv preprint:2212.10773*.
- Shuo Yang, Wei-Lin Chiang, Lianmin Zheng, Joseph E Gonzalez, and Ion Stoica. 2023. Rethinking benchmark and contamination for language models with rephrased samples. *arXiv preprint arXiv:2311.04850*.
- Qinghao Ye, Haiyang Xu, Jiabo Ye, Ming Yan, Haowei Liu, Qi Qian, Ji Zhang, Fei Huang, and Jingren Zhou. 2023. mplug-owl2: Revolutionizing multi-modal large language model with modality collaboration. *arXiv preprint:2311.04257*.
- Yunqing Zhao, Tianyu Pang, Chao Du, Xiao Yang, Chongxuan Li, Ngai-Man Cheung, and Min Lin. 2023. On evaluating adversarial robustness of large vision-language models. *arXiv preprint:2305.16934*.

Original/Seed Input Image $X^{(0)}$

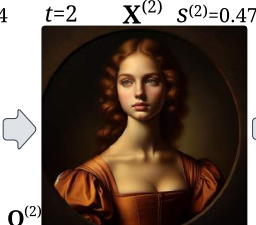
Visual-Intensive Group

Artwork category: 42585.jpg


GPT-4V



$t=1$ $X^{(1)}$ $s^{(1)}=0.64$
 $Q^{(1)}$
 The image is an oval-shaped portrait of a young woman, painted in a classical style, reminiscent of European art from the 17th or 18th century. The portrait is oriented vertically and the woman's depicted from the chest up. The woman has fair skin and is looking slightly to her right, looking directly at the viewer with a soft, engaging expression. Her eyes are light-colored, possibly blue or green, and her cheeks are rosy. She has a small, straight nose and her lips are closed with a hint of a smile. Her eyebrows are delicately arched. Her hair is brown and styled in a voluminous manner, with curls framing her face and a couple of ringlets falling over her left shoulder. The hair is swept back and appears to be held in place by an unseen accessory. She is wearing a dress with a low-cut neckline, revealing a modest amount of cleavage. The dress is a warm, golden-brown color, suggesting a rich material like velvet or silk. Her right arm crosses her body, and her hand is tucked into the left side of her dress, with the fabric slightly revealing more of her right arm and shoulder. The background is a dark, neutral tone, making the subject stand out. The overall composition is balanced and elegant, typical of classical portraiture of this period, often used for personal display or as a keepsake.



$t=2$ $X^{(2)}$ $s^{(2)}=0.47$
 $Q^{(2)}$
 The image is a portrait of a young woman, rendered in a classical painting style, set within a circular frame. The background is a smooth, dark gradient that transitions from a deep black at the edges to a slightly lighter tone near the subject, creating a vignette effect that draws attention to the figure. The subject is centered and occupies the majority of the frame. She has fair skin and is looking directly at the viewer with a soft, serene expression. Her eyes are light-colored, possibly blue or green, and her cheeks are rosy. She has a small, straight nose and her lips are closed with a hint of a smile. Her hair is brown and styled in a voluminous manner, with curls framing her face and a couple of ringlets falling over her left shoulder. The hair is swept back and appears to be held in place by an unseen accessory. She is wearing a dress with a low-cut neckline, revealing a modest amount of cleavage. The dress is a warm, golden-brown color, suggesting a rich material like velvet or silk. Her right arm crosses her body, and her hand is tucked into the left side of her dress, with the fabric slightly revealing more of her right arm and shoulder. The background is a dark, neutral tone, making the subject stand out. The overall composition is balanced and elegant, typical of classical portraiture of this period, often used for personal display or as a keepsake.



$t=3$ $X^{(3)}$ $s^{(3)}=0.32$
 $Q^{(3)}$
 The image is a digital portrait of a young woman, presented in a circular frame against a dark background. The style is reminiscent of classical oil paintings, with a focus on realism and a dramatic play of light and shadow. The subject is centered and occupies the majority of the frame. She has fair skin and is looking directly at the viewer with a soft, serene expression. Her eyes are light-colored, possibly blue or green, and her cheeks are rosy. She has a small, straight nose and her lips are closed with a hint of a smile. Her hair is brown and styled in a voluminous manner, with curls framing her face and a couple of ringlets falling over her left shoulder. The hair is swept back and appears to be held in place by an unseen accessory. She is wearing a dress with a low-cut neckline, revealing a modest amount of cleavage. The dress is a warm, golden-brown color, suggesting a rich material like velvet or silk. Her right arm crosses her body, and her hand is tucked into the left side of her dress, with the fabric slightly revealing more of her right arm and shoulder. The background is a dark, neutral tone, making the subject stand out. The overall composition is balanced and elegant, typical of classical portraiture of this period, often used for personal display or as a keepsake.



$t=4$ $X^{(4)}$ $s^{(4)}=0.32$
 $Q^{(4)}$
 The image is a digital portrait of a young woman, presented in a circular frame against a dark background. The style is reminiscent of classical oil paintings, with a focus on realism and a dramatic play of light and shadow. The subject is centered and occupies the majority of the frame. She has fair skin and is looking directly at the viewer with a soft, serene expression. Her eyes are light-colored, possibly blue or green, and her cheeks are rosy. She has a small, straight nose and her lips are closed with a hint of a smile. Her hair is brown and styled in a voluminous manner, with curls framing her face and a couple of ringlets falling over her left shoulder. The hair is swept back and appears to be held in place by an unseen accessory. She is wearing a dress with a low-cut neckline, revealing a modest amount of cleavage. The dress is a warm, golden-brown color, suggesting a rich material like velvet or silk. Her right arm crosses her body, and her hand is tucked into the left side of her dress, with the fabric slightly revealing more of her right arm and shoulder. The background is a dark, neutral tone, making the subject stand out. The overall composition is balanced and elegant, typical of classical portraiture of this period, often used for personal display or as a keepsake.



$t=4$ $X^{(5)}$ $s^{(5)}=0.24$
 $Q^{(5)}$
 The image is a close-up portrait of a young woman, framed within a circular vignette against a dark background. The subject is centered and occupies the majority of the frame. She has fair skin and is looking directly at the viewer with a soft, serene expression. Her eyes are light-colored, possibly blue or green, and her cheeks are rosy. She has a small, straight nose and her lips are closed with a hint of a smile. Her hair is brown and styled in a voluminous manner, with curls framing her face and a couple of ringlets falling over her left shoulder. The hair is swept back and appears to be held in place by an unseen accessory. She is wearing a dress with a low-cut neckline, revealing a modest amount of cleavage. The dress is a warm, golden-brown color, suggesting a rich material like velvet or silk. Her right arm crosses her body, and her hand is tucked into the left side of her dress, with the fabric slightly revealing more of her right arm and shoulder. The background is a dark, neutral tone, making the subject stand out. The overall composition is balanced and elegant, typical of classical portraiture of this period, often used for personal display or as a keepsake.

GC@5 = 0.33

mPLUG-Owl2



$t=1$ $X^{(1)}$ $s^{(1)}=0.10$
 $Q^{(1)}$
 The painting features a woman in an orange dress, holding a blue scarf. She is standing in a room, looking towards the viewer. The woman appears to be the main subject of the painting, possibly a portrait. The dress is the main focus of the painting, with its vibrant orange color contrasting against the white wall. The blue scarf adds a touch of elegance to the scene. The woman's posture and expression convey a sense of confidence and poise.



$t=2$ $X^{(2)}$ $s^{(2)}=0.24$
 $Q^{(2)}$
 The image features a beautiful woman wearing an orange dress, standing in front of a large white wall. She is holding a blue scarf in her hands, which is draped over her shoulders. The woman appears to be the main subject of the painting, possibly a portrait. The dress is the main focus of the painting, with its vibrant orange color contrasting against the white wall. The blue scarf adds a touch of elegance to the scene. The woman's posture and expression convey a sense of confidence and poise.



$t=3$ $X^{(3)}$ $s^{(3)}=0.22$
 $Q^{(3)}$
 The image features a large painting of a woman in an orange dress with a blue scarf, standing in front of a large easel. The woman appears to be the main subject of the painting, possibly a portrait. The dress is the main focus of the painting, with its vibrant orange color contrasting against the white wall. The blue scarf adds a touch of elegance to the scene. The woman's posture and expression convey a sense of confidence and poise.



$t=4$ $X^{(4)}$ $s^{(4)}=0.20$
 $Q^{(4)}$
 The image features a beautiful woman in an orange dress painting a portrait of herself in a blue dress. She is standing in front of a large easel, which is filled with various art supplies, including multiple brushes, pots of paint, and a cup. The woman is focused on her work, holding a paintbrush in her hand. The room is filled with numerous chairs, some of which are placed near the easel, while others are scattered throughout the space. A potted plant can be seen in the background, adding a touch of greenery to the room. The overall atmosphere of the scene is one of creativity and dedication to the artistic process.



$t=4$ $X^{(5)}$ $s^{(5)}=0.14$
 $Q^{(5)}$
 The image features a woman sitting in a chair, painting a beautiful portrait of herself. She is wearing an orange dress and is surrounded by various art supplies, including multiple brushes, pots of paint, and a cup. The woman is focused on her work, holding a paintbrush in her hand. The room is filled with numerous chairs, some of which are placed near the easel, while others are scattered throughout the space. A potted plant can be seen in the background, adding a touch of greenery to the room. The overall atmosphere of the scene is one of creativity and dedication to the artistic process.

GC@5 = 0.22

LlVa-13B



$t=1$ $X^{(1)}$ $s^{(1)}=0.52$
 $Q^{(1)}$
 The image features a woman wearing a red dress, standing in a room. She is holding a blue scarf in her hand, which is draped over her shoulders. The woman appears to be the main subject of the painting, possibly a portrait. The dress is the main focus of the painting, with its vibrant red color contrasting against the white wall. The blue scarf adds a touch of elegance to the scene. The woman's posture and expression convey a sense of confidence and poise.




$t=2$ $X^{(2)}$ $s^{(2)}=0.15$
 $Q^{(2)}$
 The image features a woman wearing a red dress, standing in front of a large white wall. She is holding a blue scarf in her hand, which is draped over her shoulders. The woman appears to be the main subject of the painting, possibly a portrait. The dress is the main focus of the painting, with its vibrant red color contrasting against the white wall. The blue scarf adds a touch of elegance to the scene. The woman's posture and expression convey a sense of confidence and poise.



$t=3$ $X^{(3)}$ $s^{(3)}=0.27$
 $Q^{(3)}$
 The image features a woman wearing a red dress, sitting in a chair next to a large clock. The woman appears to be the main subject of the painting, possibly a portrait. The dress is the main focus of the painting, with its vibrant red color contrasting against the white wall. The blue scarf adds a touch of elegance to the scene. The woman's posture and expression convey a sense of confidence and poise.



$t=4$ $X^{(4)}$ $s^{(4)}=0.10$
 $Q^{(4)}$
 The image features a woman sitting in a chair, wearing a red dress. She is holding a blue scarf in her hand, which is draped over her shoulders. The woman appears to be the main subject of the painting, possibly a portrait. The dress is the main focus of the painting, with its vibrant red color contrasting against the white wall. The blue scarf adds a touch of elegance to the scene. The woman's posture and expression convey a sense of confidence and poise.



$t=4$ $X^{(5)}$ $s^{(5)}=0.12$
 $Q^{(5)}$
 The image features a woman sitting in a chair, wearing a red dress. She is holding a blue scarf in her hand, which is draped over her shoulders. The woman appears to be the main subject of the painting, possibly a portrait. The dress is the main focus of the painting, with its vibrant red color contrasting against the white wall. The blue scarf adds a touch of elegance to the scene. The woman's posture and expression convey a sense of confidence and poise.

GC@5 = 0.18

LlVa-7B



$t=1$ $X^{(1)}$ $s^{(1)}=0.52$
 $Q^{(1)}$
 The image features a woman wearing an orange dress, with a blue scarf draped over her shoulders. She is sitting in a chair, looking towards the viewer. The woman appears to be the main subject of the painting, possibly a portrait. The dress is the main focus of the painting, with its vibrant orange color contrasting against the white wall. The blue scarf adds a touch of elegance to the scene. The woman's posture and expression convey a sense of confidence and poise.



$t=2$ $X^{(2)}$ $s^{(2)}=0.15$
 $Q^{(2)}$
 The image features a beautiful woman dressed in an orange and blue. She is sitting in a chair, looking towards the viewer. The woman appears to be the main subject of the painting, possibly a portrait. The dress is the main focus of the painting, with its vibrant orange color contrasting against the white wall. The blue scarf adds a touch of elegance to the scene. The woman's posture and expression convey a sense of confidence and poise.



$t=3$ $X^{(3)}$ $s^{(3)}=0.27$
 $Q^{(3)}$
 The image features a beautiful woman with long, curly hair, wearing an orange dress and a blue scarf. She is sitting in a chair, looking towards the viewer. The woman appears to be the main subject of the painting, possibly a portrait. The dress is the main focus of the painting, with its vibrant orange color contrasting against the white wall. The blue scarf adds a touch of elegance to the scene. The woman's posture and expression convey a sense of confidence and poise.



$t=4$ $X^{(4)}$ $s^{(4)}=0.10$
 $Q^{(4)}$
 The image features a woman with long, curly hair, wearing an orange dress and a blue scarf. She is sitting in a chair, looking towards the viewer. The woman appears to be the main subject of the painting, possibly a portrait. The dress is the main focus of the painting, with its vibrant orange color contrasting against the white wall. The blue scarf adds a touch of elegance to the scene. The woman's posture and expression convey a sense of confidence and poise.



$t=4$ $X^{(5)}$ $s^{(5)}=0.18$
 $Q^{(5)}$
 The image features a woman sitting on a bench, smoking a cigarette. She is wearing a blue and orange dress, which adds a pop of color to the scene. The woman appears to be the main subject of the painting, possibly a portrait. The dress is the main focus of the painting, with its vibrant blue and orange colors contrasting against the white wall. The blue scarf adds a touch of elegance to the scene. The woman's posture and expression convey a sense of confidence and poise.

GC@5 = 0.18

Figure 3: Illustration of a 5-iteration GenCepion procedure run on artwork images to evaluate 4 VLLMs. Each iteration t shows the generated image $X^{(t)}$, the description $Q^{(t)}$ of the preceding image $X^{(t-1)}$, and the similarity score $s^{(t)}$ relative to $X^{(0)}$. The GC@5 metric for each VLLM is also presented. Hallucinated elements within descriptions $Q^{(1)}$ and $Q^{(2)}$ as compared to the seed image are indicated with red underlining.

Original/Seed Input Image $X^{(0)}$

Visual-Intensive Group

Celebrity category: tt0082971_shot_0831_img_0.jpg




Figure 4: Illustration of a 5-iteration GPT-4V procedure run on celebrity images to evaluate 4 VLLMs. Each iteration t shows the generated image $X^{(t)}$, the description $Q^{(t)}$ of the preceding image $X^{(t-1)}$, and the similarity score $s^{(t)}$ relative to $X^{(0)}$. The GC@5 metric for each VLLM is also presented. Hallucinated elements within descriptions $Q^{(1)}$ and $Q^{(2)}$ as compared to the seed image are indicated with **red underlining**.

Original/Seed Input Image $X^{(0)}$

Visual-Intensive Group

Color category: 00000061658.jpg





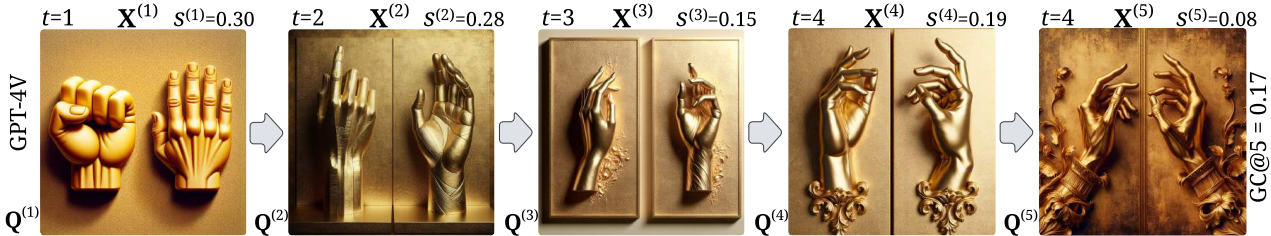
Figure 5: Illustration of a 5-iteration GPT-4V and mPLUG-Owl2 run on color images to evaluate 4 VLLMs. Each iteration t shows the generated image $X^{(t)}$, the description $Q^{(t)}$ of the preceding image $X^{(t-1)}$, and the similarity score $s^{(t)}$ relative to $X^{(0)}$. The GC@5 metric for each VLLM is also presented. Hallucinated elements within descriptions $Q^{(1)}$ and $Q^{(2)}$ as compared to the seed image are indicated with red underlining.



Original/Seed Input Image $X^{(0)}$

Visual-Intensive Group

Commonsense_reasoning category: 0003.png



t=1 $X^{(1)}$ $s^{(1)}=0.30$ **t=2** $X^{(2)}$ $s^{(2)}=0.28$ **t=3** $X^{(3)}$ $s^{(3)}=0.15$ **t=4** $X^{(4)}$ $s^{(4)}=0.19$ **t=4** $X^{(5)}$ $s^{(5)}=0.08$

GPT-4V

$Q^{(1)}$ The image contains two emoji representations of human hands with a 3D effect, rendered in a cartoonish style. Both hands have a similar skin tone, which is a golden yellow, commonly used in digital platforms to represent a neutral or generic skin color. On the left side of the image is a fist emoji, and on the right side is an open hand emoji. The fist is oriented horizontally with the thumb pointing upwards. The open hand is positioned with the palm facing forward, and the fingers are slightly spread. The background is a plain white, which makes the hands stand out. The overall composition is simple and clear, focusing on the two distinct hand gestures.

$Q^{(2)}$ The image features two three-dimensional, stylized representations of human hands against a textured, monochromatic golden background. Both hands are depicted with a smooth, glossy finish, resembling sculptures made of gold. The hands are positioned symmetrically along the vertical axis. On the left side of the image, there is a clenched fist oriented vertically. The fist is detailed with realistic contours and creases, highlighting the knuckles, thumb, and the folds of the fingers as they curl into the palm. The thumb is positioned over the index and middle fingers, and the wrist portion is squared off, giving the base of the sculpture a solid, stable appearance. On the right side, mirroring the left, is an open hand with fingers extended and spread apart. The palm is facing forward, and the fingers are evenly spaced, with the thumb extended outwards to the side. Each finger is rounded into the tip, and the fingernails are subtly indicated. The lines on the palm and the joints of the fingers are clearly defined, providing a sense of depth and form. The wrist is also visible, mirroring the left hand's wrist. The background has a fine, grainy texture that contrasts with the smooth surfaces of the hands, adding depth to the image and contrasting with the smoothness of the hands. The lighting in the image is soft and diffused, coming from the top left corner, casting subtle shadows on the right sides of the hands and enhancing the three-dimensional effect. The shadows are soft and blend into the background, creating a sense of depth and volume. The overall composition is balanced and visually appealing, with a focus on form and texture.

$Q^{(3)}$ The image features two vertical panels placed side by side, each with a three-dimensional, sculptural representation of a human hand in a golden hue. The background of both panels has a textured, monochromatic golden appearance, reminiscent of a rough, brushed metal or plaster. In a color that is slightly lighter shade of gold than the hands, creating a subtle contrast. The left panel depicts a right hand with fingers gently curled and slightly bent, as if in a relaxed, open gesture. The thumb is tucked behind the index finger, which is extended upwards. The hand emerges from the lower left corner of the panel, with the wrist obscured, giving the impression that the hand is rising up from an unseen space. The surface of the hand is smooth and reflective, with detailed sculpting that accentuates the contours and creases of the skin, veins, and knuckles. Around the wrist area, the sculpture transitions into an ornate, baroque-style flourish that blends into the textured background. The right panel mirrors the left in layout and style but features a left hand. The hand is positioned with the fingers extended and spread apart, mirroring the right hand's gesture. The thumb is visible and overlaps the index finger, which is bent at the middle joint. The middle finger is also bent and partially obscured by the index finger. The ring and little fingers are slightly separated from the ring and little fingers, which are held together. Both hands emerge from ornate, baroque-style flourishes at the wrists, featuring intricate scrollwork and acanthus leaf designs. These cuffs serve as the transition point from the hands to the flat background, adding a decorative flourish that enhances the classical aesthetic of the sculptures. The golden hue of the hands and cuffs is rich and warm, with highlights and shadows that suggest a light source coming from the upper left corner of the image. The sculptures have a fleshy quality, with detailed articulations, creases, and fingernails that catch the light, emphasizing their three-dimensional form. The overall effect is one of luxury and classical beauty, with the hands appearing as if they are part of a grand, sculptural structure. The image is devoid of any text or additional elements, focusing solely on the visual impact of the golden sculptures and their symmetrical presentation.

$Q^{(4)}$ The image features two rectangular vertical panels placed side by side, each with a three-dimensional, sculptural representation of a human hand in a golden hue. The background of both panels has a textured, monochromatic golden appearance, reminiscent of a rough, brushed metal or plaster. In a color that is slightly lighter shade of gold than the hands, creating a subtle contrast. The left panel depicts a right hand with fingers gently curled and slightly bent, as if in a relaxed, open gesture. The thumb is tucked behind the index finger, which is extended upwards. The hand emerges from the lower left corner of the panel, with the wrist obscured, giving the impression that the hand is rising up from an unseen space. The surface of the hand is smooth and reflective, with detailed sculpting that accentuates the contours and creases of the skin, veins, and knuckles. Around the wrist area, the sculpture transitions into an ornate, baroque-style flourish that blends into the textured background. The right panel mirrors the left in layout and style but features a left hand. The hand is positioned with the fingers extended and spread apart, mirroring the right hand's gesture. The thumb is visible and overlaps the index finger, which is bent at the middle joint. The middle finger is also bent and partially obscured by the index finger. The ring and little fingers are slightly separated from the ring and little fingers, which are held together. Both hands emerge from ornate, baroque-style flourishes at the wrists, featuring intricate scrollwork and acanthus leaf designs. These cuffs serve as the transition point from the hands to the flat background, adding a decorative flourish that enhances the classical aesthetic of the sculptures. The golden hue of the hands and cuffs is rich and warm, with highlights and shadows that suggest a light source coming from the upper left corner of the image. The sculptures have a fleshy quality, with detailed articulations, creases, and fingernails that catch the light, emphasizing their three-dimensional form. The overall effect is one of luxury and classical beauty, with the hands appearing as if they are part of a grand, sculptural structure. The image is devoid of any text or additional elements, focusing solely on the visual impact of the golden sculptures and their symmetrical presentation.

$Q^{(5)}$ The image features two vertical panels placed side by side, each with a three-dimensional, sculptural representation of a human hand in a golden hue. The background of both panels has a textured, monochromatic golden appearance, reminiscent of a rough, brushed metal or plaster. In a color that is slightly lighter shade of gold than the hands, creating a subtle contrast. The left panel depicts a right hand with fingers gently curled and slightly bent, as if in a relaxed, open gesture. The thumb is tucked behind the index finger, which is extended upwards. The hand emerges from the lower left corner of the panel, with the wrist obscured, giving the impression that the hand is rising up from an unseen space. The surface of the hand is smooth and reflective, with detailed sculpting that accentuates the contours and creases of the skin, veins, and knuckles. Around the wrist area, the sculpture transitions into an ornate, baroque-style flourish that blends into the textured background. The right panel mirrors the left in layout and style but features a left hand. The hand is positioned with the fingers extended and spread apart, mirroring the right hand's gesture. The thumb is visible and overlaps the index finger, which is bent at the middle joint. The middle finger is also bent and partially obscured by the index finger. The ring and little fingers are slightly separated from the ring and little fingers, which are held together. Both hands emerge from ornate, baroque-style flourishes at the wrists, featuring intricate scrollwork and acanthus leaf designs. These cuffs serve as the transition point from the hands to the flat background, adding a decorative flourish that enhances the classical aesthetic of the sculptures. The golden hue of the hands and cuffs is rich and warm, with highlights and shadows that suggest a light source coming from the upper left corner of the image. The sculptures have a fleshy quality, with detailed articulations, creases, and fingernails that catch the light, emphasizing their three-dimensional form. The overall effect is one of luxury and classical beauty, with the hands appearing as if they are part of a grand, sculptural structure. The image is devoid of any text or additional elements, focusing solely on the visual impact of the golden sculptures and their symmetrical presentation.

mPLUG-Owl2

$Q^{(1)}$ The image features two emoji fists, one of which is a fist and the other is a hand. The fist is positioned on the left side of the image, while the hand is on the right side. Both emoji are yellow in color. The fist is slightly larger than the hand, and they are both depicted in a cartoon-like style.

$Q^{(2)}$ The image features a fist with a yellow background, symbolizing strength and solidarity. The fist is positioned in the center of the image, drawing attention to its powerful stance. A tennis ball is placed near the fist, symbolizing the unity of sports and social activism. The tennis ball is located on the left side of the fist, emphasizing the connection between the two elements.

$Q^{(3)}$ The image features a fist clenched into a powerful grip, with a tennis ball placed on top of it. The fist is positioned in the center of the image, with the tennis ball shifted towards the right side. The fist is made of metal, which contrasts with a strong and imposing appearance. The tennis ball is also made of metal, adding to the overall theme of strength and determination. The combination of the fist and the tennis ball creates a symbol of perseverance and resilience.

$Q^{(4)}$ The image features a metallic hand holding a tennis ball. The hand is made of metal, with the fingers and palm extending outwards. The tennis ball is placed on top of the hand, resting on the palm. The hand and the tennis ball are the main focus of the image, with the metal material giving the scene a futuristic or robotic appearance.

$Q^{(5)}$ The image features a robotic hand holding a tennis ball. The hand is made of metal and has a metallic texture. The tennis ball is positioned in the middle of the hand, with the fingers of the hand surrounding it. The hand is holding the ball firmly, showcasing its strength. The overall scene is a blend of technology and sports, creating an interesting visual.

LLaVA-13B

$Q^{(1)}$ The image features two yellow hands, one on the left side and the other on the right side. The hands are positioned in a way that they appear to be punching each other. The hands are in a fist position, with the fingers curled inward and the palms facing each other. The hands are the main focus of the image, and they are the only objects visible.

$Q^{(2)}$ The image features a close-up of two yellow hands, one on top of the other, with their fingers interlocked. The hands are positioned in a way that they appear to be shaking hands or giving a high five. The hands are the main focus of the image, and they are the only objects in the frame. The background is black, which adds contrast to the bright yellow hands.

$Q^{(3)}$ The image features two hands, one on the left side and the other on the right side. The hands are positioned in the center of the image, with the left hand slightly above the right hand. The hands appear to be a symbol of unity or agreement. The background of the image is black, which contrasts with the white hands and the tennis ball. The tennis ball is placed on the left side of the hands and draws attention to the composition. The hands are rendered with a more prominent and detailed appearance compared to the right hand. The right hand is slightly smaller and less detailed, creating a sense of balance and harmony in the composition.

$Q^{(4)}$ The image features a black and white drawing of two hands shaking hands. The hands are positioned close to each other, with one hand on the left side of the image and the other hand on the right side of the image. The hands are in the process of shaking, creating a sense of connection and agreement between the two individuals. The drawing is a simple yet effective representation of a handshake, emphasizing the importance of human interaction and communication.

$Q^{(5)}$ The image features two hands shaking hands in a black and white drawing. The hands are positioned close to each other, with one hand on the left side of the image and the other hand on the right side of the image. The hands are in the process of shaking, creating a sense of connection and agreement between the two individuals. The drawing is a simple yet effective representation of a handshake, capturing the essence of the gesture.

LLaVA-7B

$Q^{(1)}$ The image features two yellow hands, one on the left side and the other on the right side of the image. The hands are positioned in a way that they appear to be punching each other. The hands are in a fist position, with the fingers curled inward and the palms facing each other. The hands are the main focus of the image, and they are the only objects visible.

$Q^{(2)}$ The image features a yellow fist with a black background, giving it a bold and striking appearance. The fist is prominently displayed in the center of the image, occupying a significant portion of the frame. The yellow color of the fist stands out against the dark background, making it the focal point of the image.

$Q^{(3)}$ The image features a yellow fist, which is the main focus of the scene. The fist is prominently displayed in the center of the image, with its fingers curled inward and its thumb tucked over the index finger. The background is black, which makes the yellow fist stand out. There are also two smaller fists visible in the scene: one in the upper left corner and one in the lower right corner. These smaller fists are rendered in a similar style to the main fist, but they are less detailed and less prominent. The overall composition is visually striking and memorable.

$Q^{(4)}$ The image features a yellow fist symbol, which is a popular symbol of solidarity and unity. The fist is prominently displayed in the center of the image, with its fingers curled inward and its thumb tucked over the index finger. The background is black, which makes the yellow fist stand out. The fist is surrounded by a series of dots, which are scattered throughout the image, adding depth and texture to the overall composition. The dots are scattered throughout the image, with some located near the top, bottom, and sides of the fist. The dots create a visually striking and memorable image.

$Q^{(5)}$ The image features a gold fist with a black background, symbolizing solidarity and unity. The fist is prominently displayed in the center of the image, with its fingers curled inward and its thumb tucked over the index finger. The background is black, which makes the gold fist stand out. The fist is surrounded by a series of dots, which are scattered throughout the image, adding depth and texture to the overall composition. The dots are scattered throughout the image, with some located near the top, bottom, and sides of the fist. The dots create a visually striking and memorable image.


Figure 6: Illustration of a 5-iteration GenCepion procedure run on commonsense_reasoning images to evaluate 4 VLLMs. Each iteration t shows the generated image $X^{(t)}$, the description $Q^{(t)}$ of the preceding image $X^{(t-1)}$, and the similarity score $s^{(t)}$ relative to $X^{(0)}$. The GC@5 metric for each VLLM is also presented. Hallucinated elements within descriptions $Q^{(1)}$ and $Q^{(2)}$ as compared to the seed image are indicated with red underlining.

Original/Seed Input Image $X^{(0)}$

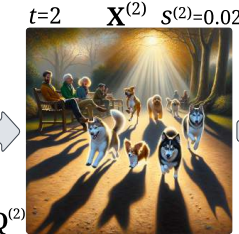
Visual-Intensive Group

Count category: 00000372819.jpg

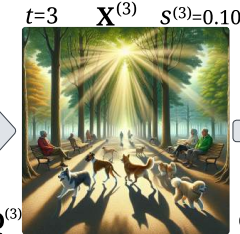
GPT-4V




The image depicts an outdoor scene with four dogs and two seated individuals. The setting appears to be a park on a grassy area with a dirt path. The weather seems to be clear, given the bright sunlight and shadows cast on the ground. In the foreground, there are four dogs of varying breeds and sizes. The dog on the left is a small, light-colored dog with floppy ears, possibly a Cocker Spaniel. Facing the camera with its ears perked up and mouth slightly open. Behind this dog, to the left, is a medium-sized dog with a black and white coat, resembling a Siberian Husky, in mid-stride with all four paws off the ground, suggesting it is running. To the right of the Husky, there is a small, white dog with brown patches, possibly a Jack Russell Terrier, also in mid-stride with its front paws lifted, indicating movement. The fourth dog, positioned to the right and slightly behind the Husky, is a large, white dog with a thick coat, possibly a Labrador or Golden Retriever, also captured in motion with its front paws off the ground. In the background, two individuals are seated on a wooden bench. The bench is positioned parallel to the camera's perspective and located on the dirt path. The person on the left is wearing a dark jacket with a patterned scarf and dark pants, and has their legs crossed. This individual is looking towards the left side of the frame, away from the camera. The person on the right is wearing a red jacket and a white scarf, and is looking towards the right side of the frame. The overall atmosphere of the image is lively and joyful, capturing a moment of play and relaxation in an outdoor setting. The image composition places the dogs as the central focus, with the humans providing context to the setting. The image is well-lit, with natural light enhancing the colors and textures of the subjects and the environment.




The image depicts a serene park scene with a focus on dogs and their human companions. The setting is bathed in the warm glow of a setting or rising sun, with long shadows cast across the ground. In the foreground, a group of dogs is in motion, occupying the central focus of the image. From left to right, a small white dog and a dog with large ears and a black and white coat are running towards the viewer, and a brown dog with floppy ears is also in motion. The dogs' positions and the blurry motion suggest rapid movement. Behind them, a woman in a red jacket and a man in a green jacket are seated on a wooden park bench. The woman is looking towards the camera, and the man is looking towards the right. The background shows a grassy area and a dirt path. The overall atmosphere is peaceful and joyful, capturing a moment of leisure in a park.



This image depicts a serene park scene bathed in the warm glow of a setting or rising sun. The sun, positioned at the top center of the image, casts rays of light that filter through the branches of tall trees, creating a dappled effect on the ground. The trees have dense foliage and form a canopy over a winding dirt path. On the left side of the path, there are two wooden park benches. The bench closest to the viewer is occupied by two men. The man on the left wears a green jacket and brown pants, and the man on the right wears a white sweater and grey pants. Both are seated with their legs crossed, and the man on the right holds a walking stick. Behind them, on the second bench, a woman in a red coat and a man in a green jacket are engaged in conversation. The foreground is dominated by seven dogs of various breeds, all facing the viewer. Their shadows stretch out on the path, exaggerated by the low angle of the sun. Starting from the left, the first dog is a Siberian Husky with a grey and white coat and blue eyes. To its right is a fluffy, cream-colored Pomeranian. The central dog is a Golden Retriever, and another dog, possibly a Labrador, is partially visible. To the right of the Golden Retriever is a small, sable-colored Havanese with large, erect ears. Another Havanese, similar in appearance to the central one, is positioned to the right of the Pomeranian. The two remaining dogs, partially obscured by the bushes, appear to be a Golden Retriever and another Pomeranian. The light and shadows in the image create a soft, hazy atmosphere that highlights the texture of the dogs' fur and the expressions on their faces. The overall mood is one of tranquility and the simple joy of a walk in the park. The color palette consists of warm tones, with the golden sunlight accentuating the autumnal hues of the trees and the earthy colors of the path. The image is well-composed, with a focus on the play of light and shadow to create depth and dimension.



This image depicts a serene park scene during what appears to be early morning or late afternoon, with sunlight streaming through the trees. The setting is a wide, tree-lined avenue with a central walking path flanked by benches. The trees are tall and mature, with trunks that rise vertically before branching out, creating a high canopy overhead. The leaves of the trees display a gradient of autumn colors, ranging from green to yellow, orange, and red, suggesting the season is fall. The ground is covered with fallen leaves, adding to the autumnal feel, and the path is dappled with long shadows cast by the trees. The path itself is not clearly visible but is implied by the alignment of the benches. There are several benches along the path, and one is occupied by a person in a red coat and another in a green coat. Both individuals appear to be enjoying the tranquility of the park. The overall atmosphere is peaceful and serene, capturing a moment of quiet reflection in a beautiful outdoor setting.




The image depicts a serene park scene during what appears to be early morning or late afternoon, with sunlight streaming through the trees. The setting is a wide, tree-lined avenue with a central walking path flanked by benches. The trees are tall and mature, with trunks that rise vertically before branching out, creating a high canopy overhead. The leaves of the trees display a gradient of autumn colors, ranging from green to yellow, orange, and red, suggesting the season is fall. The ground is covered with fallen leaves, adding to the autumnal feel, and the path is dappled with long shadows cast by the trees. The path itself is not clearly visible but is implied by the alignment of the benches. There are several benches along the path, and one is occupied by a person in a red coat and another in a green coat. Both individuals appear to be enjoying the tranquility of the park. The overall atmosphere is peaceful and serene, capturing a moment of quiet reflection in a beautiful outdoor setting.

GC@5 = 0.08

mPLUG-Owl2




In the image, a group of four dogs is running through a grassy field. The dogs are of various sizes and breeds, with one dog being larger than the others. They are all in motion, with their tails wagging and their ears flapping. There are two people in the scene, one sitting on a bench and another standing nearby. The person sitting on the bench is wearing a blue vest, and the person standing is wearing a red jacket. They appear to be observing the dogs as they run. The scene is set in a park, with a grassy field and a bench in the background. The overall atmosphere is lively and energetic.



The image features a woman sitting on a bench in a grassy field, surrounded by a herd of dogs. The dogs are of various sizes and colors, with some running and others standing still. The woman appears to be enjoying the company of the dogs, as they all seem to be in a playful mood. The bench is located in the center of the field, and the woman is sitting on it. The background shows a grassy area and a dirt path. The overall atmosphere is peaceful and joyful, capturing a moment of connection between humans and dogs in an outdoor setting.



The image features a man sitting on a bench in the middle of a field, surrounded by a large number of dogs. The dogs are of various sizes and colors, with some being closer to the man and others scattered around the field. The man appears to be enjoying the company of the dogs, as they all seem to be in a relaxed and peaceful state. The scene is a representation of a man's love for dogs and the bond they share.



The image features a man sitting on a bench surrounded by a large group of dogs. The bench is located in the center of the scene, with the man occupying a significant portion of the foreground. The dogs are of various breeds and colors, some standing, some sitting, and others lying down. They are all around the man, creating a sense of companionship and joy. The background shows a grassy area and a dirt path. The overall atmosphere is warm and joyful, capturing a moment of connection between humans and dogs.




The image features a large group of dogs surrounding a man sitting on a bench. The man is positioned in the center of the scene, with the dogs surrounding him from all sides. The dogs are of various sizes and breeds, creating a diverse and lively scene. There are at least 10 dogs in the image, with some lying on the ground and others standing. The man appears to be enjoying the company of the dogs, as they all seem to be in a relaxed and peaceful state. The scene is a representation of a man's love for dogs and the bond they share.

GC@5 = 0.16

LLaVA-13B



The image features a group of dogs playing and running in a grassy field. There are at least five dogs in total, with one dog in the middle and others scattered around. The dogs are of various sizes and breeds, and they appear to be enjoying their time outdoors. In the background, there is a woman sitting on a bench, watching the dogs play. She is wearing a green jacket and a white scarf. The overall atmosphere is lively and energetic, capturing a moment of play and joy for both the dogs and the woman.



The image features a woman sitting on a wooden bench in a park, surrounded by a large group of dogs. The dogs are of various sizes and colors, and they are scattered around the woman, some closer to her and others further away. The woman appears to be enjoying the company of the dogs, as they all seem to be in a relaxed and peaceful state. The scene is a representation of a woman's love for dogs and the bond they share.



The image features a woman sitting on a wooden bench in a park, surrounded by a large group of dogs. The dogs are of various sizes and colors, and they are scattered around the woman, some closer to her and others further away. The woman appears to be enjoying the company of the dogs, as they all seem to be in a relaxed and peaceful state. The scene is a representation of a woman's love for dogs and the bond they share.



The image features a woman sitting on a bench surrounded by a large group of dogs. The dogs are of various sizes and breeds, and they are scattered around the woman, some closer to her and others further away. The woman appears to be enjoying the company of the dogs, as they all seem to be in a relaxed and peaceful state. The scene is a representation of a woman's love for dogs and the bond they share.



The image is a colorful and lively scene featuring a woman sitting on a bench surrounded by numerous dogs. The woman is holding a cup, possibly containing a drink, and she appears to be enjoying the company of the dogs. The dogs are of various sizes and breeds, and they are scattered around the woman, some sitting on the ground and others standing. The overall atmosphere is warm and joyful, capturing a moment of connection between humans and dogs.

GC@5 = 0.14

LLaVA-7B



The image features a woman sitting on a bench, watching a group of dogs running and playing in a grassy field. The dogs are of various sizes and breeds, and they appear to be enjoying their time outdoors. In the background, there is a woman sitting on a bench, watching the dogs play. She is wearing a green jacket and a white scarf. The overall atmosphere is lively and energetic, capturing a moment of play and joy for both the dogs and the woman.



The image features a woman sitting on a bench in a park, surrounded by a large group of dogs. The dogs are of various sizes and colors, and they are scattered around the woman, some closer to her and others further away. The woman appears to be enjoying the company of the dogs, as they all seem to be in a relaxed and peaceful state. The scene is a representation of a woman's love for dogs and the bond they share.



The image features a woman sitting on a bench surrounded by a large group of dogs. The dogs are of various sizes and breeds, and they are scattered around the woman, some closer to her and others further away. The woman appears to be enjoying the company of the dogs, as they all seem to be in a relaxed and peaceful state. The scene is a representation of a woman's love for dogs and the bond they share.



The image features a woman sitting on a park bench surrounded by a large group of dogs. She is smiling and appears to be enjoying the company of the dogs. The dogs are of various sizes and breeds, and they are scattered around the woman, some sitting on the ground and others standing. The overall atmosphere is warm and joyful, capturing a moment of connection between humans and dogs.



The image features a woman wearing a green dress, sitting on a park bench surrounded by a large group of dogs. The dogs are of various sizes and breeds, and they are scattered around the woman, some sitting on the ground and others standing. The woman appears to be enjoying the company of the dogs, as they all seem to be in a relaxed and peaceful state. The scene is a representation of a woman's love for dogs and the bond they share.


GC@5 = 0.16

Figure 7: Illustration of a 5-iteration GenCception procedure run on count images to evaluate 4 VLLMs. Each iteration t shows the generated image $X^{(t)}$, the description $Q^{(t)}$ of the preceding image $X^{(t-1)}$, and the similarity score $s^{(t)}$ relative to $X^{(0)}$. The GC@5 metric for each VLLM is also presented. Hallucinated elements within descriptions $Q^{(1)}$ and $Q^{(2)}$ as compared to the seed image are indicated with red underlining.


Original/Seed Input Image $X^{(0)}$

Visual-Intensive Group


Existence category: 000000010363.jpg



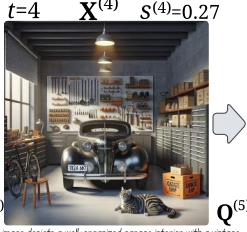
$Q^{(1)}$ The image depicts an indoor scene, primarily featuring a domestic cat standing on the hood of a black car. The cat is positioned slightly off-center to the left of the frame, facing towards the right with its body profile visible. It has a striped coat with mix of gray, black, and white fur, and is wearing a collar with a visible tag. The car's ears are perked up, suggesting alertness. The car has a glossy finish, reflecting some of the surrounding objects and lights. The hood of the car slopes downwards from left to right, and the car's headlights are visible at the bottom of the frame, with the left headlight partially cut off by the edge of the image. In the background, there is a garage setting with various items. To the left, there is a white cabinet with multiple drawers, and on top of it, there are several objects including a white lamp with a conical shade, a red object that could be a toolbox, and boxes with visible text, one of which reads "Tobacco". There is also a bicycle partially visible behind the cat, leaning against the cabinet, with only the handlebars and part of the frame shown. To the right of the cat, there is a cluttered workbench with industrial items, and above it, there is a poster with text, although it is not clearly legible. The floor of the garage is concrete, and there are a few circular patterns partially visible in the lower left corner of the image. The lighting in the scene appears to be artificial, with the source likely coming from the left side, as indicated by the shadows and the illuminated areas on the cat and the car. The overall ambiance of the image is that of a typical home garage with a mix of utility and disarray.




$Q^{(2)}$ The image depicts a well-organized garage interior with a focus on a classic car and a cat. The scene is illuminated by a string of fluorescent lighting above, casting a cool light across the space. In the foreground, a classic car with gray and black stripes and a white underbody is parked atop a white cabinet with a smooth finish. The car's wheels are visible, and it appears to be a vintage model. To the left of the car, a bicycle is partially visible, leaning against the wall with its front wheel and handlebars showing. A cardboard box labeled "Tobacco" sits on the cabinet, and a wooden crate is on the floor to the left of the cabinet, both suggesting storage or projects. The car's body is a glossy black with chrome accents and a sleek design indicative of a vintage luxury or sports model. The white cabinet appears to be a well-maintained piece of furniture, possibly a desk or a workbench, with a clean surface and a few items on top, including a small lamp and some papers. The background shows a garage setting with various items, including a poster on the wall and a workbench with tools and materials. The overall atmosphere of the image is one of order and attention to detail, with a focus on the classic car and the cat. The presence of the cat adds a touch of domesticity and life to the otherwise inanimate setting.




$Q^{(3)}$ The image depicts a well-organized garage interior with a vintage car and a cat. The scene is illuminated by natural light coming from a window on the left and artificial light sources on the right, creating shadows to the left. In the foreground, a classic black vintage car with chrome details and a prominent grille is parked against the wall. The car's wheels are visible, and it appears to be a vintage model. To the right of the car, a bicycle is partially visible, leaning against the wall with its front wheel and handlebars showing. A cardboard box labeled "Tobacco" sits on the cabinet, and a wooden crate is on the floor to the left of the cabinet, both suggesting storage or projects. The car's body is a glossy black with chrome accents and a sleek design indicative of a vintage luxury or sports model. The white cabinet appears to be a well-maintained piece of furniture, possibly a desk or a workbench, with a clean surface and a few items on top, including a small lamp and some papers. The background shows a garage setting with various items, including a poster on the wall and a workbench with tools and materials. The overall atmosphere of the image is one of order and attention to detail, with a focus on the vintage car and the cat. The presence of the cat adds a touch of domesticity and life to the otherwise inanimate setting.



$Q^{(4)}$ The image depicts a well-organized garage interior with a vintage car and a cat. The scene is illuminated by natural light coming from a window on the left and artificial light sources on the right, creating shadows to the left. In the foreground, a classic black vintage car with chrome details and a prominent grille is parked against the wall. The car's wheels are visible, and it appears to be a vintage model. To the right of the car, a bicycle is partially visible, leaning against the wall with its front wheel and handlebars showing. A cardboard box labeled "Tobacco" sits on the cabinet, and a wooden crate is on the floor to the left of the cabinet, both suggesting storage or projects. The car's body is a glossy black with chrome accents and a sleek design indicative of a vintage luxury or sports model. The white cabinet appears to be a well-maintained piece of furniture, possibly a desk or a workbench, with a clean surface and a few items on top, including a small lamp and some papers. The background shows a garage setting with various items, including a poster on the wall and a workbench with tools and materials. The overall atmosphere of the image is one of order and attention to detail, with a focus on the vintage car and the cat. The presence of the cat adds a touch of domesticity and life to the otherwise inanimate setting.




$Q^{(5)}$ The image depicts a well-organized garage interior with a vintage car and a cat. The scene is illuminated by natural light coming from a window on the left and artificial light sources on the right, creating shadows to the left. In the foreground, a classic black vintage car with chrome details and a prominent grille is parked against the wall. The car's wheels are visible, and it appears to be a vintage model. To the right of the car, a bicycle is partially visible, leaning against the wall with its front wheel and handlebars showing. A cardboard box labeled "Tobacco" sits on the cabinet, and a wooden crate is on the floor to the left of the cabinet, both suggesting storage or projects. The car's body is a glossy black with chrome accents and a sleek design indicative of a vintage luxury or sports model. The white cabinet appears to be a well-maintained piece of furniture, possibly a desk or a workbench, with a clean surface and a few items on top, including a small lamp and some papers. The background shows a garage setting with various items, including a poster on the wall and a workbench with tools and materials. The overall atmosphere of the image is one of order and attention to detail, with a focus on the vintage car and the cat. The presence of the cat adds a touch of domesticity and life to the otherwise inanimate setting.




$Q^{(1)}$ The image features a cat sitting on top of a car. The cat is positioned in the center of the car, with its body stretched out, occupying a significant portion of the vehicle's surface. The car is black, and the cat appears to be enjoying its time on the hood. In the background, there are several bottles scattered around, and a bicycle is visible on the left side of the garage. A few bottles can be seen on the right side of the garage, and a can is located towards the left side of the car. Additionally, a book is placed on the right side of the car, and a red object is visible on the right side of the scene.



$Q^{(2)}$ The image features a black BMW car parked in a garage. The car is positioned in the center of the garage, with a bicycle parked next to it on the left side. There are several bottles scattered around the garage, with some placed near the car and others further away. The bottles are of various shapes and sizes, and some are placed on shelves. The car is a classic BMW model, and the bicycle is a standard road bike. The overall scene is a well-organized garage with a focus on the car and the bicycle.



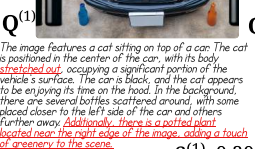
$Q^{(3)}$ The image features a large, modern, and luxurious BMW car parked in a garage. The car is positioned in the center of the garage, surrounded by various bottles and wine glasses. There are at least five wine glasses scattered throughout the garage, with some placed near the car and others further away. The car is a classic BMW model, and the wine glasses are of various shapes and sizes. The overall scene is a well-organized garage with a focus on the car and the wine glasses.




$Q^{(4)}$ The image features a luxurious silver sports car parked in a wine cellar. The cellar is filled with numerous wine bottles, some of which are placed on shelves and others on the floor. The car is a classic sports model, and the wine bottles are of various shapes and sizes. The overall scene is a well-organized wine cellar with a focus on the car and the wine bottles.




$Q^{(5)}$ The image features a luxurious silver sports car parked in a wine cellar. The cellar is filled with numerous wine bottles, some of which are placed on shelves and others on the floor. The car is a classic sports model, and the wine bottles are of various shapes and sizes. The overall scene is a well-organized wine cellar with a focus on the car and the wine bottles.



$Q^{(1)}$ The image features a cat sitting on top of a car. The cat is positioned in the center of the car, with its body stretched out, occupying a significant portion of the vehicle's surface. The car is black, and the cat appears to be enjoying its time on the hood. In the background, there are several bottles scattered around, and a bicycle is visible on the left side of the garage. A few bottles can be seen on the right side of the garage, and a can is located towards the left side of the car. Additionally, a book is placed on the right side of the car, and a red object is visible on the right side of the scene.



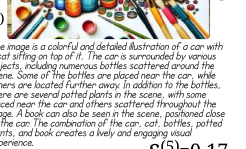
$Q^{(2)}$ The image features a cat sitting on top of a car. The cat is positioned in the center of the car, with its body stretched out, occupying a significant portion of the vehicle's surface. The car is black, and the cat appears to be enjoying its time on the hood. In the background, there are several bottles scattered around, and a bicycle is visible on the left side of the garage. A few bottles can be seen on the right side of the garage, and a can is located towards the left side of the car. Additionally, a book is placed on the right side of the car, and a red object is visible on the right side of the scene.



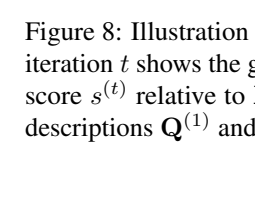
$Q^{(3)}$ The image features a gray car parked in a driveway, with a cat sitting on top of it. The cat is positioned in the middle of the car, occupying a significant portion of the vehicle's surface. The car is surrounded by various objects, including several potted plants on the left side of the car and others further away. The potted plants are of various shapes and sizes, and some are placed on the ground. The car is a classic gray model, and the cat is a standard domestic cat. The overall scene is a well-organized driveway with a focus on the car and the potted plants.



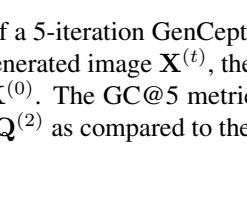
$Q^{(4)}$ The image features a gray car parked in a driveway, with a cat sitting on top of it. The cat is positioned in the middle of the car, occupying a significant portion of the vehicle's surface. The car is surrounded by various objects, including several potted plants on the left side of the car and others further away. The potted plants are of various shapes and sizes, and some are placed on the ground. The car is a classic gray model, and the cat is a standard domestic cat. The overall scene is a well-organized driveway with a focus on the car and the potted plants.



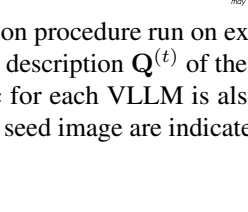
$Q^{(5)}$ The image is a colorful and detailed illustration of a car with a cat sitting on top of it. The cat is positioned in the center of the car, with its body stretched out, occupying a significant portion of the vehicle's surface. The car is surrounded by various objects, including several potted plants on the left side of the car and others further away. The potted plants are of various shapes and sizes, and some are placed on the ground. The car is a classic model, and the cat is a standard domestic cat. The overall scene is a well-organized driveway with a focus on the car and the potted plants.



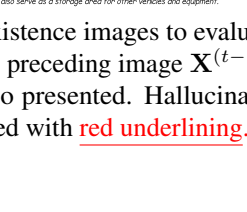
$Q^{(1)}$ The image features a black car with a cat sitting on its hood. The cat is positioned towards the center of the car, looking at the camera. The car's hood is slightly curved, providing a comfortable surface for the cat to sit on. In the background, there are two bicycles, one located on the left side of the car and the other on the right side. A few bottles are scattered around the car, and a book is placed on the left side of the car. Additionally, there is a red object on the left side of the car, and a bicycle is visible on the right side of the scene.



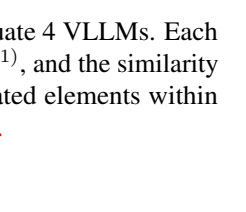
$Q^{(2)}$ The image features a black car parked in a room. The car is positioned in the center of the room, with a cat sitting on top of it. The room also contains a bicycle, a clock on the wall, and a chair. There are several bottles scattered around the room, with one near the car and others further away. The overall scene is a well-organized room with a focus on the car and the cat.



$Q^{(3)}$ The image depicts a room with a black sports car parked inside, surrounded by various objects. The car is positioned in the center of the room, with a cat sitting on top of it. The room contains a bicycle, a clock on the wall, and a chair. There are several bottles scattered around the room, with one near the car and others further away. The overall scene is a well-organized room with a focus on the car and the cat.



$Q^{(4)}$ The image depicts a room with a black sports car parked in the middle of the floor. The car is surrounded by various objects, including a bicycle, a clock on the wall, and a chair. There are several bottles scattered around the room, with one near the car and others further away. The overall scene is a well-organized room with a focus on the car and the cat.



$Q^{(5)}$ The image depicts a room filled with various objects, creating a cluttered and busy atmosphere. A car is prominently displayed in the center of the room, with a cat sitting on top of it. The room is filled with numerous bottles, some of which are placed on shelves and others on the floor. The car is a classic model, and the cat is a standard domestic cat. The overall scene is a well-organized room with a focus on the car and the cat.

Figure 8: Illustration of a 5-iteration GenCepTION procedure run on existence images to evaluate 4 VLLMs. Each iteration t shows the generated image $X^{(t)}$, the description $Q^{(t)}$ of the preceding image $X^{(t-1)}$, and the similarity score $s^{(t)}$ relative to $X^{(0)}$. The GC@5 metric for each VLLM is also presented. Hallucinated elements within descriptions $Q^{(1)}$ and $Q^{(2)}$ as compared to the seed image are indicated with red underlining.

Original/Seed Input Image $X^{(0)}$
 Visual-Intensive Group
 Landmark category: 127be7d34a21e5ed.jpg




Figure 9: Illustration of a 5-iteration GenCaption procedure run on landmark images to evaluate 4 VLLMs. Each iteration t shows the generated image $X^{(t)}$, the description $Q^{(t)}$ of the preceding image $X^{(t-1)}$, and the similarity score $s^{(t)}$ relative to $X^{(0)}$. The GC@5 metric for each VLLM is also presented. Hallucinated elements within descriptions $Q^{(1)}$ and $Q^{(2)}$ as compared to the seed image are indicated with red underlines.

Original/Seed Input Image $X^{(0)}$

Visual-Intensive Group

Position category: 000000482585.jpg



Figure 10: Illustration of a 5-iteration GenCepion procedure run on position images to evaluate 4 VLLMs. Each iteration t shows the generated image $X^{(t)}$, the description $Q^{(t)}$ of the preceding image $X^{(t-1)}$, and the similarity score $s^{(t)}$ relative to $X^{(0)}$. The GC@5 metric for each VLLM is also presented. Hallucinated elements within descriptions $Q^{(1)}$ and $Q^{(2)}$ as compared to the seed image are indicated with **red underlining**.



Figure 11: Illustration of a 5-iteration GenCception procedure run on poster images to evaluate 4 VLLMs. Each iteration t shows the generated image $X^{(t)}$, the description $Q^{(t)}$ of the preceding image $X^{(t-1)}$, and the similarity score $s^{(t)}$ relative to $X^{(0)}$. The GC@5 metric for each VLLM is also presented. Hallucinated elements within descriptions $Q^{(1)}$ and $Q^{(2)}$ as compared to the seed image are indicated with red underlining.

Original/Seed Input Image $X^{(0)}$

Visual-Intensive Group

Scene category: Places365_val_00000180.jpg




Figure 12: Illustration of a 5-iteration GenCepion procedure run on scene images to evaluate 4 VLLMs. Each iteration t shows the generated image $X^{(t)}$, the description $Q^{(t)}$ of the preceding image $X^{(t-1)}$, and the similarity score $s^{(t)}$ relative to $X^{(0)}$. The GC@5 metric for each VLLM is also presented. Hallucinated elements within descriptions $Q^{(1)}$ and $Q^{(2)}$ as compared to the seed image are indicated with **red underlines**.

`x=5`
`if x>10:`
`print('x is larger than 10')`
`else:`
`print('x is smaller than 10')`

Original/Seed Input Image $X^{(0)}$

Textual-Intensive Group

Code_reasoning category: 0016.png

$t=1$ $X^{(1)}$ $S^{(1)}=0.22$ $t=2$ $X^{(2)}$ $S^{(2)}=0.22$ $t=3$ $X^{(3)}$ $S^{(3)}=0.11$

GPT-4V

$Q^{(1)}$ $Q^{(2)}$ $Q^{(3)}$

GC@3 = 0.17

The image displays a snippet of computer code against a white background. The code is written in a programming language that resembles Python, based on its syntax and structure. At the top of the image, there is a variable assignment statement with the syntax `x=5`. The variable `x` is assigned the integer value 5. The text is in a red font, with the variable `x` and the value 5 highlighted in bold. Below the assignment, there is a conditional statement starting with `if x>10:`. The code continues with `print('x is larger than 10')` and `else:` followed by `print('x is smaller than 10')`. The code is presented in a clean, monospaced font. The background is white, and the text is red. The overall appearance is that of a code editor or a printed code snippet.

The image depicts a stylized representation of a code snippet with a rounded rectangle that resembles a smartphone or a tablet. The background is a solid blue color. The QR code itself is centered and occupies most of the image space. It is framed by a white border with rounded corners, followed by a thin black outline and another white border, creating a layered frame effect. The QR code pattern is composed of a variety of geometric shapes and lines, predominantly rectangles and squares, with few circles and other abstract shapes. The color scheme within the QR code consists of dark blue, light blue, pink, red, and white elements on a gray-blue background. The shapes are arranged in a seemingly random but structured manner, reminiscent of a traditional QR code's data modules. There are three larger, distinct shapes that stand out: two solid circles, one red and one light blue, and one ellipse. These shapes are likely to represent the position detection patterns found in standard QR codes, which are typically located in three of the four corners. The rest of the pattern is a complex network of lines and shapes that mimic the data encoding area of a QR code. The lines vary in thickness and length, creating a sense of depth and texture. Some of the shapes include various sized rectangles and squares, some with additional colors or patterns. The overall design is modern and artistic, yet it clearly conveys the concept of a QR code. The image is presented in a clean, professional style, with no grid or other artifacts visible.

The image displays a stylized, abstract representation of a QR code. The background is a solid blue color. The QR code itself is centered and occupies most of the image space. It is framed by a white border with rounded corners, followed by a thin black outline and another white border, creating a layered frame effect. The QR code pattern is composed of a variety of geometric shapes and lines, predominantly rectangles and squares, with few circles and other abstract shapes. The color scheme within the QR code consists of dark blue, light blue, pink, red, and white elements on a gray-blue background. The shapes are arranged in a seemingly random but structured manner, reminiscent of a traditional QR code's data modules. There are three larger, distinct shapes that stand out: two solid circles, one red and one light blue, and one ellipse. These shapes are likely to represent the position detection patterns found in standard QR codes, which are typically located in three of the four corners. The rest of the pattern is a complex network of lines and shapes that mimic the data encoding area of a QR code. The lines vary in thickness and length, creating a sense of depth and texture. Some of the shapes include various sized rectangles and squares, some with additional colors or patterns. The overall design is modern and artistic, yet it clearly conveys the concept of a QR code. The image is presented in a clean, professional style, with no grid or other artifacts visible.

$1 + a^3 = 9$

Original/Seed Input Image $X^{(0)}$

Textual-Intensive Group

Numerical_calculation category: 0009.png

$t=1$ $X^{(1)}$ $S^{(1)}=0.31$ $t=2$ $X^{(2)}$ $S^{(2)}=0.25$ $t=3$ $X^{(3)}$ $S^{(3)}=0.30$

$Q^{(1)}$ $Q^{(2)}$ $Q^{(3)}$

GC@3 = 0.29

The image depicts a mathematical equation written in black ink on a white background. The equation is $1 + a^3 = 9$. The paper appears to be standard lined notebook paper, indicated by a horizontal dashed line running across the top of the image, suggesting that the equation is written between two such lines, although the bottom line is not visible. The equation itself reads "1 + a^3 = 9". The numbers 1 and 9 are written in a standard cursive style. The variable 'a' is written in a lowercase, italicized font, typical of handwritten algebraic expressions. The exponent 3 is a superscript to the right of the 'a', indicating that 'a' is to be cubed. The plus sign '+' and the equals sign '=' are centered vertically in relation to the numbers and the variable. Following conventional mathematical notation, the handwriting is neat and legible, with consistent stroke width, suggesting the use of a medium-point pen. The ink is uniformly applied, with no visible smudging or erasures. The characters are well-spaced and proportioned, making the equation clear and easy to read. The background of the image is plain, with no additional text, images, or markings visible other than the equation and the dashed line. The lighting is even, without shadows or reflections, which contributes to the clarity of the written content.

The image depicts a close-up view of a piece of lined notebook paper with handwritten mathematical equations and expressions. The paper has horizontal blue lines with a vertical red margin line on the left. The handwriting is in black ink, and the content includes a variety of algebraic equations, some of which are solved or partially solved. The equations feature variables like x and y , numbers, and mathematical operators such as addition, subtraction, multiplication, division, and parentheses. A black pen with a silver clip is visible on the left side of the paper, pointing towards the equations. The pen appears to be the one used for writing. The paper shows signs of use, with a small, irregular tear on the left edge, suggesting it was part of a notebook. The lighting is bright, highlighting the texture of the paper and the clarity of the ink. The overall appearance is that of a student's work on a math problem, showing a step-by-step approach to solving equations.

The image depicts a close-up view of a sheet of lined notebook paper with handwritten mathematical equations and expressions. The paper is white with blue horizontal lines and a red vertical margin line on the left. The handwriting is in black ink, and the content includes a variety of algebraic equations, some of which are solved or partially solved. The equations feature variables like x and y , numbers, and mathematical operators such as addition, subtraction, multiplication, division, and parentheses. A black pen with a silver clip is visible on the left side of the paper, pointing towards the equations. The pen appears to be the one used for writing. The paper shows signs of use, with a small, irregular tear on the left edge, suggesting it was part of a notebook. The lighting is bright, highlighting the texture of the paper and the clarity of the ink. The overall appearance is that of a student's work on a math problem, showing a step-by-step approach to solving equations.

$S^{(1)}=0.19$ $S^{(2)}=0.17$ $S^{(3)}=0.08$

mPLUG-Owl2

$Q^{(1)}$ $Q^{(2)}$ $Q^{(3)}$

GC@3 = 0.13

The image features a white background with a code snippet displayed on it. The code is written in a programming language that resembles Python, based on its syntax and structure. The code is presented in a clean, monospaced font. The background is white, and the text is black. The overall appearance is that of a code editor or a printed code snippet.

The image features a white and black computer screen displaying a code snippet. The code is written in a programming language, and it appears to be a conditional statement. The text is in a black font, and the background is white. The overall appearance is that of a computer monitor or a printed code snippet.

The image features a black tablet with a white screen displaying a code snippet. The code is written in a programming language, and it appears to be a conditional statement. The text is in a white font, and the background is black. The overall appearance is that of a tablet or a printed code snippet.

$S^{(1)}=0.42$ $S^{(2)}=0.13$ $S^{(3)}=0.01$

$Q^{(1)}$ $Q^{(2)}$ $Q^{(3)}$

GC@3 = 0.12

The image features a piece of paper with a math problem written on it. The problem is to solve for x and y in a system of equations. The equations are $x + y = 10$ and $2x + 3y = 20$. The handwriting is in black ink, and the paper is white. The overall appearance is that of a student's work on a math problem.

The image features a white piece of paper with a mathematical equation written on it. The equation is $a + b = c$. The paper is held in a frame, and the equation is written in black ink. The overall appearance is that of a professional presentation.

The image features a framed piece of artwork with a mathematical equation on it. The equation is $a + b = c$. The artwork is displayed in a frame, and the equation is written in black ink. The overall appearance is that of a framed piece of art.

$S^{(1)}=0.05$ $S^{(2)}=0.01$ $S^{(3)}=0.07$

LLaVA-13B

$Q^{(1)}$ $Q^{(2)}$ $Q^{(3)}$

GC@3 = 0.05

The image features a white background with two red text boxes placed side-by-side. The first text box contains the words "BOYS" and "BOX IS LARGER". The second text box contains the words "BOX IS LARGER". The text is in a bold, red font, and the boxes are positioned in a way that they are clearly visible and easy to read.

The image features a red box with the words "BOX IS LARGER" written on it. The box is placed on a white background, and the text is in a bold, red font. The overall appearance is that of a product shot or a promotional image.

The image features a red box with the words "Box is Larger" written on it. The box is placed on a white background, and the text is in a bold, red font. The overall appearance is that of a product shot or a promotional image.

$S^{(1)}=0.44$ $S^{(2)}=0.12$ $S^{(3)}=0.05$

$Q^{(1)}$ $Q^{(2)}$ $Q^{(3)}$

GC@3 = 0.14

The image features a piece of paper with a handwritten equation. The equation is $A = B$. The handwriting is in black ink, and the paper is white. The overall appearance is that of a student's work on a math problem.

The image features a person's hand holding a pen, drawing a letter 'B' on a piece of paper. The paper is white, and the letter 'B' is written in black ink. The overall appearance is that of a person writing on a piece of paper.

The image features a person drawing a ring on a piece of paper using a pen. The paper is white, and the ring is drawn in black ink. The overall appearance is that of a person drawing on a piece of paper.

$S^{(1)}=0.17$ $S^{(2)}=0.11$ $S^{(3)}=0.03$

LLaVA-7B

$Q^{(1)}$ $Q^{(2)}$ $Q^{(3)}$

GC@3 = 0.08

The image displays a red text box with two sentences written in it. The sentences are "The first text box is larger" and "The second text box is smaller". The text is in a bold, red font, and the box is positioned in a way that it is clearly visible and easy to read.

The image features a red square with a collection of letters and numbers arranged in a visually appealing pattern. The letters and numbers are in various colors, including red, white, and black, and they are arranged in a way that they are clearly visible and easy to read.

The image features a large, intricate puzzle made up of various colored blocks. The puzzle is predominantly red, with some black and white elements. The puzzle is placed on a white background, and the overall appearance is that of a complex and challenging puzzle.

$S^{(1)}=0.39$ $S^{(2)}=0.27$ $S^{(3)}=0.17$

$Q^{(1)}$ $Q^{(2)}$ $Q^{(3)}$

GC@3 = 0.24

The image features a piece of paper with a handwritten equation. The equation is $E = mc^2$. The handwriting is in black ink, and the paper is white. The overall appearance is that of a student's work on a math problem.

The image features a piece of paper with a mathematical equation written on it. The equation is $E = mc^2$. The paper is held in a frame, and the equation is written in black ink. The overall appearance is that of a professional presentation.

The image features a book with a math problem written on it. The problem is to solve for x and y in a system of equations. The equations are $x + y = 10$ and $2x + 3y = 20$. The handwriting is in black ink, and the paper is white. The overall appearance is that of a student's work on a math problem.

Figure 13: Illustration of a 3-iteration GenCeption procedure run on code_reasoning (left) and numerical_calculation (right) images to evaluate 4 VLLMs. Each iteration t shows the generated image $X^{(t)}$, the description $Q^{(t)}$ of the preceding image $X^{(t-1)}$, and the similarity score $s^{(t)}$ relative to $X^{(0)}$. The GC@3 metric for every VLLM is also presented. Hallucinated parts within descriptions $Q^{(1)}$ as compared to the seed image are indicated with red underlining.



Figure 14: Illustration of a 3-iteration GenCepion procedure run on text_translation (left) and OCR (right) images to evaluate 4 VLLMs. Each iteration t shows the generated image $X^{(t)}$, the description $Q^{(t)}$ of the preceding image $X^{(t-1)}$, and the similarity score $s^{(t)}$ relative to $X^{(0)}$. The GC@3 metric for each VLLM is also presented. Hallucinated parts within descriptions $Q^{(1)}$ as compared to the seed image are indicated with red underlining.

A GenCeption Demonstration

To provide a comprehensive, intuitive and qualitative understanding of the GenCeption procedure and $GC@T$ metric, we illustrate the input, output, intermediate artifacts, similarity scores, and $GC@T$ values throughout the GenCeption process. An example from one of the 14 MME image categories is showcased in Figures 3 to 14.

B Limitations and Societal Impact

The limitations, outlined in Sections 3 and 4, primarily pertain to our initial experimental focus on image-based experiments, excluding other modalities. A critical assumption is the minimal influence of stochastic variability in image generation and MLLM text generation processes. While we have not delved into ethical risks, our framework’s purpose – to assess inter-modality semantic drift and susceptibility to hallucination in MLLMs—is clearly articulated. Societally, the exclusive use of the English language in GenCeption experiments may inadvertently marginalize non-English-speaking user groups.

C Dataset and Reproducibility

In Sections 1, 2.1, 2.2 and 3 of the main paper, we cite the creators of all artifacts used. Detailed citations can be found in references. The MME dataset is not directly downloadable, and is released for research purposes only upon a request from authors to gain access to it. We followed the guidelines provided by the authors and respected the intended terms of use. The specific licenses and terms for the use and distribution of publicly available artifacts can be found in the corresponding original papers or GitHub repositories, as cited. As per this research work and aligning with the MME copyrights, we are not releasing this asset. Regarding the created artifacts, we introduce a new metric called $GC@T$, and detail its creation and intended use in Section 2.2 of the main paper. Our study exclusively utilizes images from the MME dataset, omitting textual QA annotations, and generates textual data in the form of English descriptions as part of our methodology. Given the nature of our research centered on quantifying the inter-modality coherence and consistency, we do not use or report any statistics related to the data splits. The metrics reported in Table 2 are from a single run.

In our study, we adopt several state-of-the-art models to facilitate our experiments, including

GPT-4V, LLaVa-13B, LLaVa-7B, and mPLUG-Ow12 for text description generation, ViT for image embedding, and DALL-E 3 for image generation, adhering to default parameter settings as outlined in their original specifications. We set the temperature parameter (whenever relevant) to 0 in both the MLLM and DALL-E 3 models to minimize the stochasticity inherent in these models’ outputs. The text descriptions generated by GPT-4V are obtained through API calls, while experiments involving the other models are conducted on A100 GPUs, totaling approximately 96 GPU hours. Image generation was also performed via a call to OpenAI’s DALL-E 3 API. To compute the $GC@T$ metric, we employ the cosine similarity metric from the Scikit-learn library (Version 1.4.0).