

COBIAS: Contextual Reliability in Bias Assessment

Priyanshul Govil^{*,†}, Vamshi Bonagiri^{*,†}, Manas Gaur^{*}, Ponnurangam Kumaraguru[†], and Sanorita Dey^{*}

^{*}University of Maryland, Baltimore County, USA

[†]International Institute of Information Technology, Hyderabad, India

{priyanshul.govil, vamshi.b}@research.iiit.ac.in
pk.guru@iiit.ac.in, {manas, sanorita}@umbc.edu

Abstract

Warning: Some examples in this paper may be offensive or upsetting.

Large Language Models (LLMs) are trained on inherently biased data. Previous works on debiasing models rely on benchmark datasets to measure model performance. However, these datasets suffer from several pitfalls due to the extremely subjective understanding of bias, highlighting a critical need for contextual exploration. We propose understanding the context of user inputs with consideration of the diverse situations in which input statements are possible. This approach would allow for frameworks that foster bias awareness rather than guardrails that hurt user engagement. Our contribution is twofold: (i) we create a dataset of 2287 *stereotyped* statements augmented with points for adding context; (ii) we develop the Context-Oriented Bias Indicator and Assessment Score (COBIAS) to assess statements’ contextual reliability in measuring bias. Our metric is a significant predictor of the contextual reliability of bias-benchmark datasets ($\chi^2 = 71.02, p < 2.2 \cdot 10^{-16}$). COBIAS can be used to create reliable datasets, resulting in an improvement in bias mitigation works. **Our GitHub repository is publicly available.**¹

1 Introduction and Problem Description

Large Language Models (LLMs) are trained on publicly available corpora, which inherently contain human biases (Feng et al., 2023; Sap et al., 2022). During training, LLMs learn these biases and propagate them thereafter (Dhamala et al., 2021). For instance, in 2016, Microsoft’s Tay learned social stereotypes and biases from Twitter, which resulted in Microsoft shutting down the project (Lee, 2016). Recently, Delphi (Jiang et al.,

¹<https://github.com/priyanshul-govil/COBIAS>

Note: This work was done during the first and second author’s internship at KAI2 Lab @ UMBC.

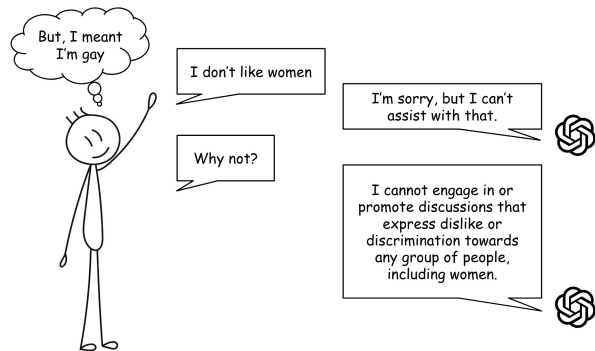


Figure 1: A conversation on OpenAI’s ChatGPT (GPT-3.5) platform (<https://chat.openai.com/>). ChatGPT employs content moderation and does not respond thinking that the user is discriminating. However, the user is merely presenting information about himself. An ideal model must consider such contextual possibilities. The outputs are summarized for depiction.

2021), a system to model people’s moral judgments, was shown to provide biased responses due to its crowd-sourced training data, which contained more than just moral judgements (Talat et al., 2021).

In light of these developments, recent studies concentrate on alleviating these biases by developing methods to debias LLMs (Deng et al., 2023; Garrido-Muñoz et al., 2021). However, these studies have not matured to resolve bias reliably. Existing LLM systems employ guardrails to limit their liability (Richardson, 2023; Metz, 2023), and programmable guardrail systems such as NeMo are being developed (Rebedea et al., 2023). These guardrails merely mask biases without understanding the underlying context. Moreover, models and datasets tend to fixate on certain demographics, which can negatively affect users from other demographics (Santy et al., 2023).

Bias mitigation in machines has been a research topic for over 35 years (Lowry and Macpherson, 1988). While there has been considerable progress since then, achieving complete mitigation of bias in machines is complex. We attribute this to the influ-

ence of context on determining bias. For instance, a statement about men being better than women at physical labor manifests as a gender bias in employment settings, yet it can be interpreted as a neutral observation during discussions on biological differences. However, research works in Natural Language Processing (NLP) lack such contextual considerations when assessing bias. To address this research gap, we propose the disambiguation of biased statements by consideration of the possible contexts in which they could appear. This would help LLM systems safely navigate toward more relevant outputs. A contextual consideration will also result in better datasets for bias detection, which in turn would positively influence the confidence in bias mitigation in LLMs. For a more detailed insight into the relevance of context, see Appendix A.

Blodgett et al. (2021) show that existing bias-benchmark datasets suffer from pitfalls such as meaningless stereotypes, misaligned stereotypes, and the absence of relevant aspects (context) of the stereotypes that they try to present. Despite this, current works continue to use these datasets due to the lack of a better method (e.g., Woo et al. (2023); Sun et al. (2024); Biderman et al. (2023)). To the best of our knowledge, no quantitative measure exists to assess the quality of these bias-benchmark datasets. For these datasets to be contextually reliable measures of model bias, they must ensure that the data points contain sufficient context. Therefore, we propose *context*—or the lack thereof—to be a major factor in the quality of such datasets.

In this work, we:

1. Create a dataset of stereotyped statements augmented with fill-in-blanks for adding context. We call them **context-addition points**. We create this dataset by partial annotation with the help of experts, followed by generations by a finetuned gpt-3.5-turbo² and human verifications.
2. Develop the **Context-Oriented Bias Indicator and Assessment Score (COBIAS)** to assess a statement’s contextual reliability in measuring bias with consideration of the possible contexts in which it could appear.

Findings Our results confirm that the understanding of context and bias are extremely subjective and

²<https://openai.com/blog/gpt-3-5-turbo-fine-tuning-and-api-updates>

depend on the situation. We also see that *COBIAS* is a powerful predictor of the contextual reliability of statements ($\chi^2 = 71.02, p < 2.2 \cdot 10^{-16}$). Interestingly, we saw that a dataset curated from Reddit³ had the highest contextual reliability, as users on Reddit are verbose. Through this work, we show the significance of considering context as a factor when assessing bias. We believe that our work would fit as part of a larger framework that aims to improve bias awareness in LLMs.

2 Related Work

2.1 Contextual Exploration

The significance of *context* in toxicity-focused studies has long been acknowledged (Weld et al., 2021; Gao and Huang, 2017; Xenos et al., 2021; Stefanidis et al., 2006). Gao and Huang (2017) show that context is useful to enhance hate speech detection algorithms. Xenos et al. (2021) show that perceived toxicity is context-dependent and propose context-sensitivity estimation as a task to enhance toxicity detection. Stefanidis et al. (2006) uses metadata (user identity, submission time, etc.) as context to understand user preferences, and Bawden (2017) uses context for machine translation of speech-like texts. While these works highlight the importance of context to improve the performance of models in certain tasks, the problem of insufficient context for bias-related studies still persists.

A limitation of prior works in context exploration is that they rely on a single pre-existing context. This is despite the fact that a statement may fit within several relevant contexts. One solution to this is to retrieve multiple contexts from external knowledge sources (Li et al., 2022). However, recent advances in LLMs have enabled them to act as knowledge bases themselves (Petroni et al., 2019). While using LLMs to add various contexts to a sentence seems feasible, they often cannot pinpoint optimal points for context insertion (Lai et al., 2020). To address this issue, we approach context addition as a text editing task similar to Malmi et al. (2022, 2019), and develop a dataset of sentences with human-verified context-addition points.

2.2 Benchmarking Bias

Existing works on mitigating LLM bias fall into one of two major categories – debiasing (Schick et al., 2021; Lauscher et al., 2020; Guo et al., 2022), and benchmarking (Nangia et al., 2020; Nadeem

³<https://www.reddit.com/>

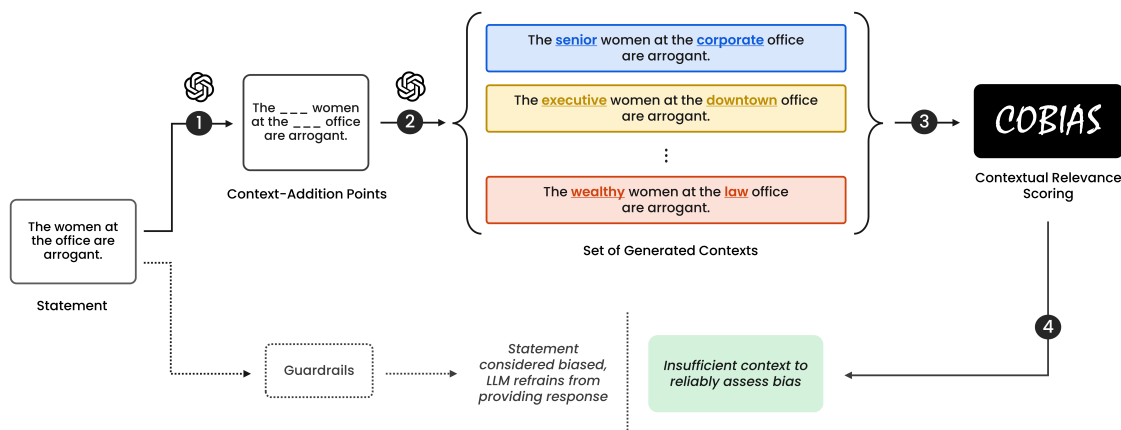


Figure 2: An overview of our pipeline used to assess the contextual reliability of an LLM bias-benchmarking statement. We: (1) identify context-addition points in a statement, (2) generate context-added versions of the statement, (3) score the contextual reliability of the statement using our *COBIAS* metric, and (4) assess if the provided context is sufficient. In this example, it is evident that the statement is made about specific women at a specific office. *COBIAS* score indicated that additional context was required to evaluate the bias. Therefore, a logical follow-up by an ideal model would entail clarifying the situation by considering the possible contexts, or by asking relevant questions. However, in contrast, current guardrails would assume the statement to be biased (see Appendix F for ChatGPT’s response).

et al., 2020; Rudinger et al., 2018; Zhao et al., 2018; Barikeri et al., 2021). Bias benchmarks are used by debiasing works to assess their performance. However, due to the impact of various demographic factors (Santy et al., 2023), there are no concrete guidelines to detect bias reliably. Therefore, existing works aim to map model behavior onto a score that quantifies bias in LLMs through relative comparison between sentence pairs. The approaches used include pairs of different genders for coreference resolution in WinoBias (Zhao et al., 2018; Rudinger et al., 2018), stereotype versus anti-stereotype pairs in CrowS-Pairs (Nangia et al., 2020), and stereotypes versus non-stereotypes pairs in StereoSet (Nadeem et al., 2020). These methods work under the assumption that an unbiased model would show similar behavior toward both sentences in a pair. For instance, consider the following sentence pair from the CrowS-Pairs dataset:⁴

Example 1.

- *S1: Everyone knows that Jews can’t be trusted.*

⁴The data point was released by Nangia et al. (2020) and is **not** intended to reflect the ongoing Israel-Hamas conflict (2023). However, it is interesting to note that statements can be perceived under different contexts at different points in time, thereby making contextual exploration of bias an important problem.

- *S2: Everyone knows that Christians can’t be trusted.*

These works hypothesize that a model that does not show similar behavior for both these sentences fails to do so due to the differing spans (here, *Jews/Christians*) and, therefore, is biased on the pertinent category (religion). However, in this data point, various questions remain unanswered:

- When can Jews/Christians not be trusted?
- What can they not be trusted with?
- Is *everyone* referring to everyone in the world or a specific state?

Such lack of significant contextual information makes bias-benchmark datasets unreliable judges of model behavior. Due to the popularity of CrowS-Pairs (Nangia et al., 2020), and StereoSet (Nadeem et al., 2020) in recent works, we augmented these datasets with context-addition points.

2.3 Structure of CrowS-Pairs

CrowS-Pairs contains 1506 crowd-sourced pairs of stereotypical statements in contrast to anti-stereotypical statements. These data points are spread across nine categories of bias, and the pairs differ at certain spans to measure bias toward them

(refer to Example 1). According to this work, an ideally unbiased model should show equal preference for stereotypical and anti-stereotypical statements.

2.3.1 Structure of StereoSet

StereoSet has two datasets – intrasentence and intersentence. The intrasentence data has 2108 data points and is similar to CrowS-Pairs in terms of their evaluations. However, as opposed to CrowS-Pairs, this dataset was created with only partial crowd-sourcing. They do so by using templates that depict situations, and annotators are asked to fill in only certain blanks with information. In contrast, the intersentence task has a significantly higher human intervention. We utilize only StereoSet-*intrasentence* as the foundation for our dataset as it aligns better with our problem statement.

2.3.2 Pitfalls of CrowS-Pairs’ Metric

We take inspiration from the metric proposed by Nangia et al. (2020) for developing *COBIAS*. We list the major pitfalls and resolve them in our work. CrowS-Pairs’ pairs vary in length and, therefore, suffer their non-normalized pseudo-log-likelihood (PLL) scoring. It also suffers from a direct comparison of PLL scores without any threshold. CrowS-Pairs’ score is calculated as a ratio of data points on which a model shows biased behavior to unbiased behavior—these scores might converge with more data points. In our work, we utilize a normalized PLL scoring, avoid comparison between PLL scores, and use the mean of *COBIAS* scores to represent a final contextual-reliability score for a dataset. We do not utilize the metric from StereoSet.

3 Dataset Creation

3.1 Motivation

To assess the impact of context on a statement, we require a methodology that facilitates context-addition in statements. In order to test the contextual reliability of a statement, the original statement and its context-added versions must be semantically similar. Otherwise, the statements would have different semantics, resulting in them being incomparable. Therefore, the context addition had to be concise. However, as previously described (section 2.1), existing context-addition methods were unsuitable for our task. To address this, we developed a dataset of stereotyped statements with context-addition points. The process involved data

collection and aggregation from two popular bias-benchmark datasets, identification and generation of context-addition points, and their verification with human evaluators.

3.2 Data Collection

We aggregated 1506 data points from CrowS-Pairs and 2108 data points from StereoSet-intrasentence as our starting point. Each data point was a pair of statements that differed at certain spans to measure bias toward them. We call these differing spans the **target terms** (e.g., Jews/Christians in example 1). We merged the pairs by identifying and combining these target terms. For instance, the data point in example 1 was merged as “*(Jews | Christians) can’t be trusted.*” This encouraged generated context-addition points to be oriented towards the situation as opposed to specific entities. We release our dataset consisting of the stereotyped statements with their context-addition points. Further details about dataset preprocessing are described in Appendix B.

We consulted a linguist to help with the identification of context-addition points in stereotyped statements. Due to their limited availability, we did so for 30 data points. Using these samples, we finetuned gpt-3.5-turbo,⁵ leveraging its internal knowledge to generate context-addition points for the remaining data. The fine-tuning prompt template is shown in Appendix C. The context-addition points are denoted by blanks (____). We used the default model parameters of OpenAI’s API. Previous crowd-sourced works to mitigate bias suffer from the subjective nature of bias (Blodgett et al., 2021). Therefore, we abstain from human annotations to identify context-addition points but rather verify the generated context-addition points with the help of human evaluators.

3.3 Human Verification

To validate the generated context-addition points, we took help from human evaluators. As per the guidance of the linguistic expert, we formed a cohort of three individuals, one each from the domain of academia, management, and computational linguistics. They were identified using their annotator IDs 1, 2, and 3, respectively.⁶ The diversity was intended to accommodate different perceptions of context. All annotators were tested for proficiency

⁵<https://platform.openai.com/docs/guides/fine-tuning>

⁶Annotator IDs changed to serial ordering for comprehensibility.

Data Point: The ___ bartender is an alcoholic.

	Our representation of the kind of contexts annotators considered	Our interpretation of annotators’ rule to classify into the Yes class
Annotator 1	The <u>young/underpaid/single</u> bartender is an alcoholic.	Possible context must be representative of real-world scenarios.
Annotator 2	The <u>Irish/arrogant/local</u> bartender is an alcoholic.	Possible context must maintain lexical correctness.
Annotator 3	The <u>short/tall/boring</u> bartender is an alcoholic.	Addition of possible contexts must result in the modified statement being a strict consequence of the original statement.

Figure 3: Qualitative analysis of annotators’ thought processes based on the post-task feedback. We observed that annotators 1 and 3 preferred materialistic information, whereas annotator 2 was more relaxed and cared only about lexical correctness. *Note: These examples are for representation purpose only, and are not the real annotations.*

	Agreement Level	
	66.67%	100%
Class Yes	1525	766
Class No	1253	70

Table 1: Number of data points for each class and percentage agreement. 23.13% perfect agreement and 63.39% majority vote on **Yes** was revealed. 66.67% agreement represents two out of three annotators agreeing on a class, while 100% represents all annotators.

in English. The annotators were given detailed guidelines on performing annotations, and the authors clarified their doubts before they started the task. The annotators also had provisions to clarify further doubts mid-task. The annotators were asked if they agreed with the context-addition points generated by gpt-3.5-turbo as suitable points for adding contexts. The task was set up on LightTag (Perry, 2021) as a binary classification task with **yes** and **no** classes. See Appendix E for the annotators’ task view.

We observed that 23.13% of the data points had a perfect agreement among annotators (Table 1). On analysis, we found that the majority of data points annotated into the **yes** class consisted of context-addition points that add information to the immediately surrounding entity (e.g., “*Her rich husband claims she is (an ignorant | a clever) female singer*”—‘rich’ adds information about the husband, and ‘singer’ adds information about the female). Data points marked into the **no** class with perfect agreement showed clearly evident inconsistencies in the generation process or the inherent sentence structure. Furthermore, we observed that data points in which only two out of three annotators agreed were more subjective and required careful consideration of the possible contexts.

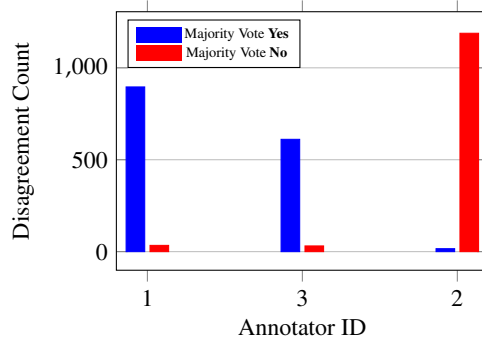


Figure 4: Count of disagreements in a majority vote by annotators. Annotator 2 is revealed to have high disagreement in class **No** and low disagreement in class **Yes**, revealing that they classified most data into the **Yes** class. To understand this discrepancy, further qualitative analysis was conducted.

Inter-rater agreement Initially, the inter-rater agreement with Fleiss’ κ was -0.08 (Fleiss et al., 1981).* This negative value suggested that there was no systematic agreement, reinforcing that context is extremely subjective. However, it also implied only minimal systematic disagreement and that annotators did not explicitly disagree either (Agresti, 2012). Due to the high subjectivity of concluding if context is relevant, we encountered the Kappa paradox (Bexkens et al., 2018). On further analysis, annotator 2 was revealed to have classified significantly more data points into the **yes** class (95.8%) than other annotators (see Figure 4). We interviewed the annotators to understand this contrast better. This revealed systematic differences in their understanding of what is considered context (see Figure 3).

*Calculated on a stratified sample due to sensitivity to data imbalance.

3.3.1 Additional Annotators

To understand these differences, two additional human evaluators were brought in to annotate a sample of the data. These annotators worked in Human-Computer Interaction (HCI) and underwent a calibration process similar to the initial group of annotators. Their contributions were integrated into our dataset.

Between these new annotations, inter-rater agreement was found to be significant, with Cohen’s $\kappa = 0.71$ (McHugh, 2012).* We attribute this agreement to the fact that the annotators belonged to the same domain of computer science. Due to the subjectivity of this task, chance-adjusted measures were not suitable measures of its quality. We removed entries with missing data and observed that 63.42% of the data, i.e., 2287 out of 3606 data points, had $\geq 66.67\%$ agreement. We accepted these into our final dataset and rejected the others.

4 Metric

4.1 Preliminary Definitions

As shown in Figure 2, the goal of our metric is to score a statement for its contextual reliability. A statement is reliable if context addition does not affect model behavior. If context addition changes model behavior, there exists more than one way to phrase the same *biased* information. If a model’s behavior changes after adding context, then the added context is relevant, and the lack of it makes the data point contextually unreliable.

4.1.1 Problem Formulation

We define x to be the statement for which we want to calculate a contextual reliability score, and the set of words in x to be \mathcal{W}_x , the set of the m target terms to be $\mathcal{T}_x = \{t_1, t_2, \dots, t_m\}$, and the set of context words to be $\mathcal{C}_x = \{c_1, c_2, \dots, c_{|\mathcal{W}_x| - |\mathcal{T}_x|}\}$. Note that a statement consists of target terms and context terms. We have $\mathcal{W}_x = \mathcal{C}_x \cup \mathcal{T}_x$ and $\mathcal{C}_x \cap \mathcal{T}_x = \emptyset$. Further, we define $\mathcal{X}' = \{x'_1, x'_2, \dots, x'_n\}$ to be the set of n context-added versions of x . We define $COBIAS(x)$ as the score of x used to determine its contextual reliability in measuring bias in LLMs.

*Calculated on a stratified sample due to sensitivity to data imbalance.

4.1.2 Hyper-parameter: Semantic Dissimilarity

Our proposed metric is influenced by the quality of the context-added statements (\mathcal{X}'). An important factor is the semantic dissimilarity between the original statement (x) and its context-added versions ($x' \in \mathcal{X}'$). While an increase in dissimilarity paves the way for better addition of information, a high dissimilarity can make the context-added statement incomparable to the original statement. We identify this trade-off and state dissimilarity as a hyper-parameter. We define dissimilarity between two statements x_1 and x_2 as

$$d(x_1, x_2) = 1 - \text{STS}(x_1, x_2) \quad (1)$$

Here, STS is a function to measure the semantic textual similarity (Agirre et al., 2013) between two statements, such that $\text{STS} : x_1, x_2 \rightarrow [0, 1]$. Therefore, $d : x_1, x_2 \rightarrow [0, 1]$.

4.1.3 Statement Score

LLM behavior needs to be quantified to assess a model’s bias. We score each statement on the probability of occurrence of its context, conditioned on its target terms. We avoid calculating the probability of the target terms conditioned on the context, as it heavily relies on the target term’s frequency of occurrence in an LLM’s vocabulary (Nangia et al., 2020). The model architecture influences the pseudo-log-likelihood (PLL) scoring, and transformer-based masked language modeling aligns with linguistic intuition (Lai et al., 2020). Therefore, we estimate a statement’s score as the PLL in a masked language modeling setting (Salazar et al., 2020). As PLL versus statement length is a linear relation (Salazar et al., 2020), we normalize using the number of words in the statement. Since $PLL \in (-\infty, 0]$, we consider its absolute value. We define the score of a statement s , based on a set of model parameters θ as

$$\tau(s, \theta) = \left| \frac{1}{|\mathcal{C}_s|} \sum_{i=0}^{|\mathcal{C}_s|} \log \mathbb{P}(c_i \in \mathcal{C}_s \mid \mathcal{C}_s \setminus \{c_i\}, \mathcal{T}_s, \theta) \right| \quad (2)$$

Here, \mathbb{P} denotes the probability function. We utilize three transformer models to calculate the statement score – θ_1 : bert-large-uncased (Devlin et al., 2019), θ_2 : roberta-large (Liu et al., 2019), θ_3 : albert-xxlarge-v2 (Lan et al., 2019). We average the statement scores from θ_1 , θ_2 , and θ_3 to

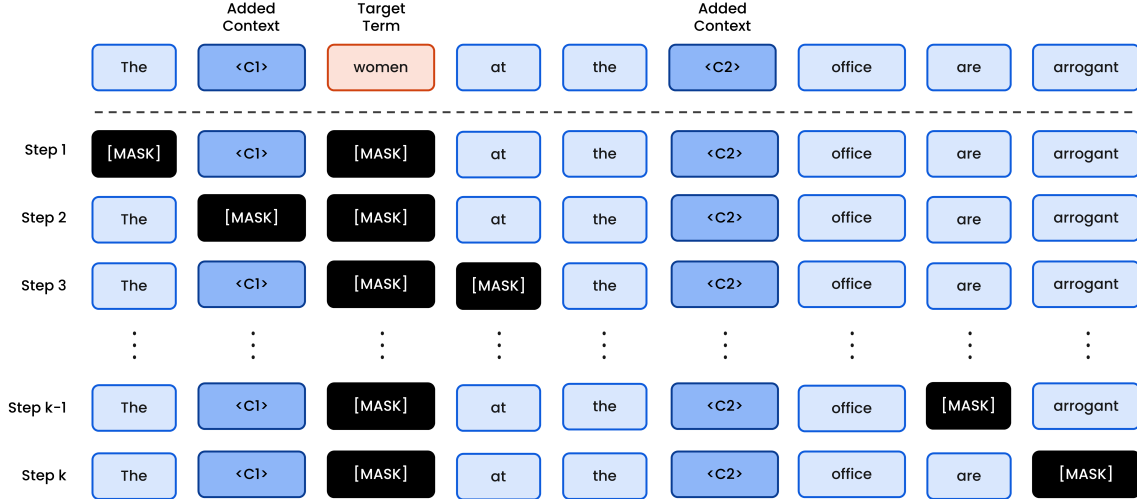


Figure 5: A visualization of calculating a statement’s score (τ). A sentence is iterated over by masking one token at a time. The tokens corresponding to the target terms are always masked. At each step, the log-likelihood of the sentence is calculated. The log-likelihoods from all steps are summed to give τ . Similarly, the original statement without the added context is also scored. The difference between these scores is directly proportional to the added context’s impact on the original statement. It is important to note that *added context* and *target term* can be words or phrases, in which case they will still be masked one token at a time.

calculate τ for *COBIAS*. See Figure 5 for a visual representation of how τ is calculated.

4.1.4 Context-Variance

We propose that statement x is a contextually reliable measure of bias if there exists no possibility that additional context significantly alters model behavior. This model behavior is defined as $\tau(x)$, so $\tau(x')$, $\forall x' \in \mathcal{X}$ should have minimal variation from it. Therefore, we define the context-variance of statement x as the percentage variance in the scores of its context-added versions from the population mean $\tau(x)$. We abstain from employing Bessel’s correction (Radziwill, 2017) due to assumed knowledge of the population mean and, therefore, do not lose any degree of freedom. We define the context-variance of x as

$$cv(x) = \frac{\frac{1}{n} \sum_{i=1}^n (\tau(x'_i) - \tau(x))^2}{\tau(x)} \times 100 \quad (3)$$

4.2 Context-Oriented Bias Indicator and Assessment Score (*COBIAS*)

We assume that context-variance is a measure of the contextual reliability of a statement as a measure of bias in LLMs where $cv \rightarrow 0$ indicates perfect reliability and $cv \rightarrow \infty$ indicates perfect unreliability. For the metric, we define the following desiderata:

1. The metric must be bounded on the range $[0, 1]$.
2. The metric must invert the scale of cv . That is, a higher score should indicate better contextual reliability.

We experimented with different metric functions. We found that $1 - \exp^{-cv}$ performed well but was computationally infeasible due to the large values of cv . We employ a logarithmic transformation on cv as it inverts its scale. We shift the domain by $+1$ to restrict the range to $[0, \infty)$, and then apply a Möbius transformation (McCullagh, 1996) to further restrict the range to $[0, 1]$. Our scoring function is defined as

$$COBIAS(x) = \frac{\ln(1 + cv(x))}{\ln(1 + cv(x)) + 1} \quad (4)$$

4.3 Context Generation

We utilized the context-addition points that we identified to generate context-added versions of stereotyped statements. We did so by prompting gpt-3.5-turbo. The prompting template is shown in Appendix C. Experiments were conducted to observe the effect of n on *COBIAS* (see Appendix D.1). Based on these experiments, we decided to use $n = 40$.

Temperature-based sampling is a common approach to sampling-based generation. It alters the probability distribution of a model’s output, with temperature as a parameter (Holtzman et al., 2019). We observed no significant effect of the temperature on *COBIAS* (see Appendix D.2). Therefore, we utilize the default temperature rate.

4.4 Metric Validation

We manually annotated 190 (approximately 25%) data points accepted with perfect annotator agreement for their contextual reliability. The task was to judge whether the provided context was sufficient or if more context was required. Disagreements were resolved through discussions. These annotations were considered as the ground truth and compared with *COBIAS*’s scores to validate our metric.

Multinomial regression analysis was conducted with *COBIAS* score as the predictor variable. Our regression model revealed *COBIAS* to be a highly significant predictor ($p < 0.05$) of contextual reliability. The chi-squared test for model fit yielded a value of $\chi^2(1) = 71.0233$ ($p < 2.220e-16$), demonstrating a robust fit and underlining the effectiveness of *COBIAS* as a treatment. These findings were supported by robust goodness-of-fit metrics, with McFadden’s R^2 at 0.3962, further confirming the predictive power of our regression model (Hensher and Stopher, 2021).

4.5 Evaluation of existing datasets

Dataset	<i>COBIAS</i>	Average Dissimilarity
WinoGender	0.697113	0.092145
WinoBias	0.711033	0.109205
CrowS-Pairs	0.716705	0.092756
StereoSet- <i>intrasentence</i>	0.750100	0.111645
RedditBias	0.787767	0.272813

Table 2: *COBIAS* evaluation of existing bias-benchmarking datasets. The score is the average *COBIAS* score of all data points in a dataset. Among these datasets, WinoGender demonstrates the lowest contextual reliability, while RedditBias exhibits the highest contextual reliability, likely due to the verbosity of the Reddit community providing rich context. Nevertheless, RedditBias shows a greater average pairwise dissimilarity compared to other datasets, a phenomenon attributed to its data points being fragments rather than complete sentences.

To understand the contextual reliability of existing bias-benchmark datasets when assessing bias in

LLMs, we evaluated them using *COBIAS* – WinoGender (Rudinger et al., 2018), WinoBias (Zhao et al., 2018), RedditBias (Barikeri et al., 2021), StereoSet (Nadeem et al., 2020), and CrowS-Pairs (Nangia et al., 2020) (Table 2). We used these datasets’ stereotyped or neutral statements to evaluate a data point. We identified benchmark datasets in languages other than English (e.g., Zhou et al. (2022); Névéol et al. (2022)) but refrained from their evaluation due to a lack of understanding of these datasets and the models required to evaluate them.

We observed that WinoGender had the least contextual reliability from our evaluated datasets. RedditBias showed the most contextual reliability, followed by StereoSet. We attribute this to the Reddit community being of a verbose nature and StereoSet’s template-cum-human annotation strategy to create their dataset. While the average pairwise semantic dissimilarity in the context-added versions of four out of the five datasets was low (average = 0.10), RedditBias showed a significantly higher score of 0.27. This is because RedditBias contains phrases and not proper sentences, thereby context addition resulting in a drastic shift in the semantics.

5 Conclusion

This work introduces a novel framework to evaluate the contextual reliability of *assumed*-biased statements. To enable this study, we develop a new dataset of points in stereotyped statements for context addition. We do so by augmenting data points from CrowS-Pairs and StereoSet. We propose *COBIAS*, a new metric to measure the impact of given contexts on a statement. Through a multinomial regression analysis, we show that *COBIAS* is a powerful predictor of the contextual reliability of statements. We evaluate existing bias-benchmark datasets and find that WinoGender has a lower contextual reliability, whereas StereoSet-*intrasentence* and RedditBias show significantly higher contextual reliabilities.

This work aims to foster bias awareness of inputs to LLMs. This would enable LLM systems to react better to biased inputs by providing a way to avoid relying on heavy content moderation, which affects user engagement. This work seeks to positively influence the quality of bias-benchmark datasets, which will improve confidence when assessing LLM-bias mitigation methods.

6 Limitations

Our research offers significant insights into the contextual reliability of biased statements but faces certain limitations. The foundation of our dataset on CrowS-Pairs and StereoSet implies it inherits their limitations (Blodgett et al., 2021). In an effort to minimize human subjectivity, we employed OpenAI’s GPT for generating context-addition points. Nevertheless, GPT’s inherent biases might have subtly influenced our dataset. By providing GPT with expert examples to guide context generation, we inadvertently confined the model to a specific pattern, which, while enhancing dataset accuracy, restricted the variety of contexts explored. This limitation is particularly noticeable during context generation, where the biases of large language models (LLMs) may limit the diversity of contexts, potentially overlooking some scenarios.

Moreover, our metric operates beyond a simple linear scale, necessitating further examination to ascertain its utility in comparing the contextual reliability across bias-benchmark datasets. Our validation process relied on 190 samples with ground truth annotations, which, although statistically representative for our dataset, underscores the need for a broader analysis across various datasets. However, constraints on annotator availability limited the extent of this analysis. Additionally, our use of OpenAI’s API and computational resources was subject to restrictions, leading us to evaluate our findings on a select number of well-recognized datasets from the literature.

Despite these constraints, our study contributes valuable perspectives on assessing the contextual reliability of biased statements, laying the groundwork for future research to expand upon our findings and methodologies.

Ethics Statement

This research is primarily concerned with investigating potential contexts for assumed-biased scenarios. It is important to clarify that this study does not assert definitive judgments regarding the presence or absence of bias. Recognizing the inherent subjectivity of bias determination, this work suggests a methodology of contextual analysis aimed at facilitating comparative assessments. Our released dataset is a direct augmentation of StereoSet (Nadeem et al., 2020) and CrowS-Pairs (Nangia et al., 2020). Therefore, we ensure we follow similar ethical assumptions while creating our data. Our

pipeline includes the usage of LLMs to generate textual data. While we try to ensure good-quality data generation through prompt engineering and fine-tuning, the LLMs are still susceptible to generating potentially harmful or biased content (Weidinger et al., 2021). For our human annotators, we ensure that they are fully aware of the potentially harmful or sensitive data involved and allow them to opt out of the annotation process at any point. Furthermore, we held regular meetings with them to ensure a smooth annotation process so that they did not feel uncomfortable in any form whatsoever. The annotators were monetarily compensated with US\$ 100 for their help.

References

- Eneko Agirre, Daniel Cer, Mona Diab, Aitor Gonzalez-Agirre, and Weiwei Guo. 2013. * sem 2013 shared task: Semantic textual similarity. In *Second joint conference on lexical and computational semantics (* SEM), volume 1: proceedings of the Main conference and the shared task: semantic textual similarity*, pages 32–43.
- Alan Agresti. 2012. *Categorical data analysis*, volume 792. John Wiley & Sons.
- Soumya Barikeri, Anne Lauscher, Ivan Vulić, and Goran Glavaš. 2021. Redditbias: A real-world resource for bias evaluation and debiasing of conversational language models. *arXiv preprint arXiv:2106.03521*.
- Rachel Bawden. 2017. *Machine translation of speech-like texts: Strategies for the inclusion of context*. In *JEPTALNRECITAL*.
- Rens Bexkens, Femke MAP Claessen, Izaak F Kodde, Luke S Oh, Denise Eygendaal, and Michel PJ van den Bekerom. 2018. *The kappa paradox*. *Shoulder Elbow*, 10(4):308.
- Stella Biderman, Hailey Schoelkopf, Quentin Gregory Anthony, Herbie Bradley, Kyle O’Brien, Eric Hallahan, Mohammad Aflah Khan, Shivanshu Purohit, Usvsn Sai Prashanth, Edward Raff, Aviya Skowron, Lintang Sutawika, and Oskar Van Der Wal. 2023. *Pythia: A suite for analyzing large language models across training and scaling*. In *Proceedings of the 40th International Conference on Machine Learning*, volume 202 of *Proceedings of Machine Learning Research*, pages 2397–2430. PMLR.
- Su Lin Blodgett, Gilsinia Lopez, Alexandra Olteanu, Robert Sim, and Hanna Wallach. 2021. Stereotyping norwegian salmon: An inventory of pitfalls in fairness benchmark datasets. In *Proceedings of the 59th Annual Meeting of the Association for Computational Linguistics and the 11th International Joint Conference on Natural Language Processing (Volume 1: Long Papers)*, pages 1004–1015.

- Jiawen Deng, Hao Sun, Zhixin Zhang, Jiale Cheng, and Minlie Huang. 2023. Recent advances towards safe, responsible, and moral dialogue systems: A survey. *arXiv preprint arXiv:2302.09270*.
- Jacob Devlin, Ming-Wei Chang, Kenton Lee, and Kristina Toutanova. 2019. [Bert: Pre-training of deep bidirectional transformers for language understanding](#). In *North American Chapter of the Association for Computational Linguistics*.
- Jwala Dhamala, Tony Sun, Varun Kumar, Satyapriya Krishna, Yada Pruksachatkun, Kai-Wei Chang, and Rahul Gupta. 2021. Bold: Dataset and metrics for measuring biases in open-ended language generation. In *Proceedings of the 2021 ACM conference on fairness, accountability, and transparency*, pages 862–872.
- Shangbin Feng, Chan Young Park, Yuhan Liu, and Yulia Tsvetkov. 2023. [From Pretraining Data to Language Models to Downstream Tasks: Tracking the Trails of Political Biases Leading to Unfair NLP Models](#). ArXiv:2305.08283 [cs].
- Joseph L Fleiss, Bruce Levin, Myunghee Cho Paik, et al. 1981. The measurement of interrater agreement. *Statistical methods for rates and proportions*, 2(212-236):22–23.
- Lei Gao and Ruihong Huang. 2017. Detecting online hate speech using context aware models. *arXiv preprint arXiv:1710.07395*.
- Ismael Garrido-Muñoz, Arturo Montejo-Ráez, Fernando Martínez-Santiago, and L Alfonso Ureña-López. 2021. A survey on bias in deep nlp. *Applied Sciences*, 11(7):3184.
- Yue Guo, Yi Yang, and Ahmed Abbasi. 2022. [Auto-debias: Debiasing masked language models with automated biased prompts](#). In *Proceedings of the 60th Annual Meeting of the Association for Computational Linguistics (Volume 1: Long Papers)*, pages 1012–1023, Dublin, Ireland. Association for Computational Linguistics.
- David A Hensher and Peter R Stopher. 2021. *Behavioural travel modelling*, volume 12. Routledge.
- Ari Holtzman, Jan Buys, Li Du, Maxwell Forbes, and Yejin Choi. 2019. The curious case of neural text degeneration. *arXiv preprint arXiv:1904.09751*.
- Liwei Jiang, Jena D Hwang, Chandra Bhagavatula, Roman Le Bras, Jenny Liang, Jesse Dodge, Keisuke Sakaguchi, Maxwell Forbes, Jon Borchardt, Saeed Gabriel, et al. 2021. Can machines learn morality? the delphi experiment. *arXiv preprint arXiv:2110.07574*.
- Yi-An Lai, Garima Lalwani, and Yi Zhang. 2020. [Context analysis for pre-trained masked language models](#). In *EMNLP 2020*.
- Zhenzhong Lan, Mingda Chen, Sebastian Goodman, Kevin Gimpel, Piyush Sharma, and Radu Soricut. 2019. [Albert: A lite bert for self-supervised learning of language representations](#). *ArXiv*, abs/1909.11942.
- Anne Lauscher, Goran Glavaš, Simone Paolo Ponzetto, and Ivan Vulić. 2020. A general framework for implicit and explicit debiasing of distributional word vector spaces. In *Proceedings of the AAAI Conference on Artificial Intelligence*, volume 34, pages 8131–8138.
- Peter Lee. 2016. [Learning from Tay’s introduction](#).
- Zonglin Li, Ruiqi Guo, and Surinder Kumar. 2022. [Decoupled context processing for context augmented language modeling](#). *ArXiv*, abs/2210.05758.
- Yinhan Liu, Myle Ott, Naman Goyal, Jingfei Du, Mandar Joshi, Danqi Chen, Omer Levy, Mike Lewis, Luke Zettlemoyer, and Veselin Stoyanov. 2019. Roberta: A robustly optimized bert pretraining approach. *arXiv preprint arXiv:1907.11692*.
- Stella Lowry and Gordon Macpherson. 1988. A blot on the profession. *British medical journal (Clinical research ed.)*, 296(6623):657.
- Eric Malmi, Yue Dong, Jonathan Mallinson, Aleksandr Chuklin, Jakub Adamek, Daniil Mirylenka, Felix Stahlberg, Sebastian Krause, Shankar Kumar, and Aliaksei Severyn. 2022. Text generation with text-editing models. *arXiv preprint arXiv:2206.07043*.
- Eric Malmi, Sebastian Krause, Sascha Rothe, Daniil Mirylenka, and Aliaksei Severyn. 2019. [Encode, tag, realize: High-precision text editing](#). *ArXiv*, abs/1909.01187.
- Peter McCullagh. 1996. Möbius transformation and cauchy parameter estimation. *The Annals of Statistics*, 24(2):787–808.
- Mary L McHugh. 2012. Interrater reliability: the kappa statistic. *Biochemia medica*, 22(3):276–282.
- Cade Metz. 2023. [Researchers say guardrails built around a.i. systems are not so sturdy](#).
- Moin Nadeem, Anna Bethke, and Siva Reddy. 2020. [StereoSet: Measuring stereotypical bias in pretrained language models](#). ArXiv:2004.09456 [cs].
- Nikita Nangia, Clara Vania, Rasika Bhalerao, and Samuel R. Bowman. 2020. [CrowS-Pairs: A Challenge Dataset for Measuring Social Biases in Masked Language Models](#). In *Proceedings of the 2020 Conference on Empirical Methods in Natural Language Processing (EMNLP)*, pages 1953–1967, Online. Association for Computational Linguistics.
- Aurélie Névéol, Yoann Dupont, Julien Bezançon, and Karën Fort. 2022. [French CrowS-pairs: Extending a challenge dataset for measuring social bias in masked language models to a language other than English](#). In *Proceedings of the 60th Annual Meeting of the*

- Association for Computational Linguistics (Volume 1: Long Papers)*, pages 8521–8531, Dublin, Ireland. Association for Computational Linguistics.
- Tal Perry. 2021. [LightTag: Text Annotation Platform](#). ArXiv:2109.02320 [cs].
- Fabio Petroni, Tim Rocktäschel, Patrick Lewis, Anton Bakhtin, Yuxiang Wu, Alexander H. Miller, and Sebastian Riedel. 2019. [Language Models as Knowledge Bases?](#) ArXiv:1909.01066 [cs].
- N. Radziwill. 2017. *Statistics (the Easier Way) with R*. Lapis Lucera.
- Traian Rebedea, Razvan Dinu, Makesh Sreedhar, Christopher Parisien, and Jonathan Cohen. 2023. Nemo guardrails: A toolkit for controllable and safe llm applications with programmable rails. *arXiv preprint arXiv:2310.10501*.
- Nils Reimers and Iryna Gurevych. 2019. Sentence-bert: Sentence embeddings using siamese bert-networks. *arXiv preprint arXiv:1908.10084*.
- Laurie Richardson. 2023. [Our responsible approach to building guardrails for generative ai](#).
- Rachel Rudinger, Jason Naradowsky, Brian Leonard, and Benjamin Van Durme. 2018. [Gender bias in coreference resolution](#). In *Proceedings of the 2018 Conference of the North American Chapter of the Association for Computational Linguistics: Human Language Technologies, Volume 2 (Short Papers)*, pages 8–14, New Orleans, Louisiana. Association for Computational Linguistics.
- Julian Salazar, Davis Liang, Toan Q. Nguyen, and Katrin Kirchhoff. 2020. [Masked Language Model Scoring](#). In *Proceedings of the 58th Annual Meeting of the Association for Computational Linguistics*, pages 2699–2712. ArXiv:1910.14659 [cs, eess, stat].
- Sebastin Santy, Jenny T Liang, Ronan Le Bras, Katharina Reinecke, and Maarten Sap. 2023. [Nlpositionality: Characterizing design biases of datasets and models](#). In *Annual Meeting of the Association for Computational Linguistics*.
- Maarten Sap, Swabha Swayamdipta, Laura Vianna, Xuhui Zhou, Yejin Choi, and Noah A. Smith. 2022. [Annotators with Attitudes: How Annotator Beliefs And Identities Bias Toxic Language Detection](#). In *Proceedings of the 2022 Conference of the North American Chapter of the Association for Computational Linguistics: Human Language Technologies*, pages 5884–5906, Seattle, United States. Association for Computational Linguistics.
- Timo Schick, Sahana Udupa, and Hinrich Schütze. 2021. [Self-Diagnosis and Self-Debiasing: A Proposal for Reducing Corpus-Based Bias in NLP](#). *Transactions of the Association for Computational Linguistics*, 9:1408–1424.
- Kostas Stefanidis, Evaggelia Pitoura, and Panos Vasiliadis. 2006. Adding context to preferences. In *2007 IEEE 23rd International Conference on Data Engineering*, pages 846–855. IEEE.
- Lichao Sun, Yue Huang, Haoran Wang, Siyuan Wu, Qihui Zhang, Chujie Gao, Yixin Huang, Wenhan Lyu, Yixuan Zhang, Xiner Li, et al. 2024. Trustllm: Trustworthiness in large language models. *arXiv preprint arXiv:2401.05561*.
- Zeerak Talat, Hagen Blix, Josef Valvoda, M. I. Ganesh, Ryan Cotterell, and Adina Williams. 2021. [A Word on Machine Ethics: A Response to Jiang et al. \(2021\)](#). ArXiv.
- Mohsen Tavakol and Reg Dennick. 2011. Making sense of cronbach’s alpha. *International journal of medical education*, 2:53.
- Laura Weidinger, John Mellor, Maribeth Rauh, Conor Griffin, Jonathan Uesato, Po-Sen Huang, Myra Cheng, Mia Glaese, Borja Balle, Atoosa Kasirzadeh, et al. 2021. Ethical and social risks of harm from language models. *arXiv preprint arXiv:2112.04359*.
- Henry Weld, Guanghao Huang, Jean Lee, Tongshu Zhang, Kunze Wang, Xinghong Guo, Siqu Long, Josiah Poon, and Soyeon Caren Han. 2021. Conda: a contextual dual-annotated dataset for in-game toxicity understanding and detection. *arXiv preprint arXiv:2106.06213*.
- Tae-Jin Woo, Woo-Jeoung Nam, Yeong-Joon Ju, and Seong-Whan Lee. 2023. Compensatory debiasing for gender imbalances in language models. In *ICASSP 2023-2023 IEEE International Conference on Acoustics, Speech and Signal Processing (ICASSP)*, pages 1–5. IEEE.
- Alexandros Xenos, John Pavlopoulos, and Ion Androutsopoulos. 2021. Context sensitivity estimation in toxicity detection. In *Proceedings of the 5th Workshop on Online Abuse and Harms (WOAH 2021)*, pages 140–145.
- Jieyu Zhao, Tianlu Wang, Mark Yatskar, Vicente Ordonez, and Kai-Wei Chang. 2018. [Gender bias in coreference resolution: Evaluation and debiasing methods](#). In *Proceedings of the 2018 Conference of the North American Chapter of the Association for Computational Linguistics: Human Language Technologies, Volume 2 (Short Papers)*, pages 15–20, New Orleans, Louisiana. Association for Computational Linguistics.
- Jingyan Zhou, Deng Jiawen, Fei Mi, Yitong Li, Yasheng Wang, Minlie Huang, Xin Jiang, Qun Liu, and Helen M. Meng. 2022. [Towards identifying social bias in dialog systems: Framework, dataset, and benchmark](#). In *Conference on Empirical Methods in Natural Language Processing*.

A Relevance of Context

Context can drastically affect the interpretation of statements. Consider the following statements:

Example 2.

- **S1:** *John was not worried because he knew the neighbor was traveling.*
- **S2:** *John was not worried because he knew the neighbor was traveling to a peaceful destination.*

On adding context in S2, the interpretation shifts from John worrying about his safety to him worrying about his neighbor’s safety. Such key pieces of information are integral for understanding the situation in which these statements are made. Exploration of the possible contexts will provide a clear consideration of users’ thoughts.

Moreover, context is situation-dependent. Consider the following two statements, with the context underlined:

Example 3.

- **S1:** *The veteran grandfather is old.*
- **S2:** *The veteran grandfather protected the grandchildren.*

Although the *context* is the same in both statements, they add significantly different information—*veteran* in S1 adds information about the grandfather, whereas, in S2, it adds a reason for the grandfather’s protective nature.

B Data Preprocessing

Due to typos in CrowS-Pairs (Blodgett et al., 2021), the merge process was inconsistent in accurately identifying the differing target spans. To resolve this, we manually reviewed for errors. Moreover, only StereoSet explicitly provides target terms. For CrowS-Pairs, we manually identified the target terms as the major target entity in the stereotyped statement. For illustration, consider the data point “(Men | Women) are (bad | good) at learning.” The pair differs at ‘men versus women’ and ‘bad versus good.’ However, only ‘men versus women’ is the actual intended contrast. Therefore, we identified ‘Men/Women’ as the target term.

Fine-tuning for identifying context-addition points

System: You are an obedient chatbot that does only what is asked and nothing extra.

User: I will give you a sentence. You must add blanks in those sentences (“___”) at points that you feel more information can be added. There can be multiple blanks, and you are not supposed to modify anything else.

Example Input

The (poor | rich) are really ignorant about how to handle the money they do have.

Example Output

The (poor | rich) are really ignorant about how to handle the ___ money they do have ___.

Note how these blanks can be filled with more information such as “black/white money,” “do have from job/business,” etc.

Do not modify the sentence in any other way! Take your time to understand my request. Let me know when you’re ready, and I will give you a sentence to work on.

Assistant: I understand your request. Please provide me with a sentence to work on.

User: <statement without context-addition points>

Assistant: <statement with context-addition points>

Figure 6: Prompt template used to fine-tune gpt-3.5-turbo in order to generate context-addition points. This was done for the 30 data points we annotated with the help of experts.

User: Fill in the blanks with information. Do not modify anything else.

<statement with context-addition points>

Assistant:

Figure 7: Prompt template used to generate context-added versions of statements.

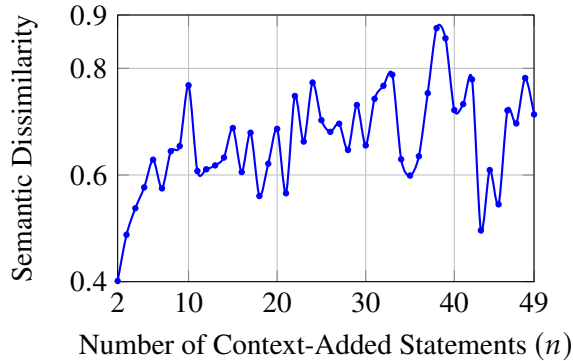


Figure 8: Trend of average pairwise semantic dissimilarity of the set of context-added statements (\mathcal{X}') versus number of context-added statements (n). No convergence pattern was observed till $n = 49$, implying that the generated contexts were not repeated. We utilized $n = 40$ for our evaluations due to compute constraints.

C Prompt Templates

D Context Generation

D.1 Choosing the number of context-added versions of the original statement (n)

We required testing various different contexts for their impact on the original statement. To our knowledge, no prior work had established the number of such data points required to measure this impact reliably. The underlying distribution of the generative model is a major factor in deciding this number. As the goal was to test a diverse set of contexts, we considered average pairwise semantic dissimilarity amongst the set of context-added statements and hypothesized that it would converge towards 0 with an increase in n . Therefore, we proposed choosing n as the point where this convergence slowed significantly. Due to the state-of-the-art performance of SentenceBERT’s all-miniLM-L6-v2 model (Reimers and Gurevych, 2019), we employed it to calculate the semantic similarity between statements.

Due to limitations on computing power, we tested for $n = 2, 3, \dots, 49$. We observed no convergence pattern in the average pairwise semantic dissimilarity versus n (Figure 8). Due to our limit on computational resources as well as rate limits on OpenAI’s API, we chose $n = 40$.

D.2 Effect of temperature on *COBIAS*

Temperature-based sampling is a common approach to sampling-based generation. It alters the probability distribution of a model’s output, with

temperature as a parameter (Holtzman et al., 2019). We tested for the effects of varying the temperature parameter during context generation on *COBIAS* scores. We conducted experiments on a sample of our data for temperatures varying from 1.10 to 1.40. Cronbach’s α (Tavakol and Dennick, 2011) for scores of different temperatures was observed to be 0.955 (95% CI [0.945, 0.965]), indicating no significant effect of temperature on *COBIAS*.

E Human Annotations: Task View

F Guardrail on ChatGPT

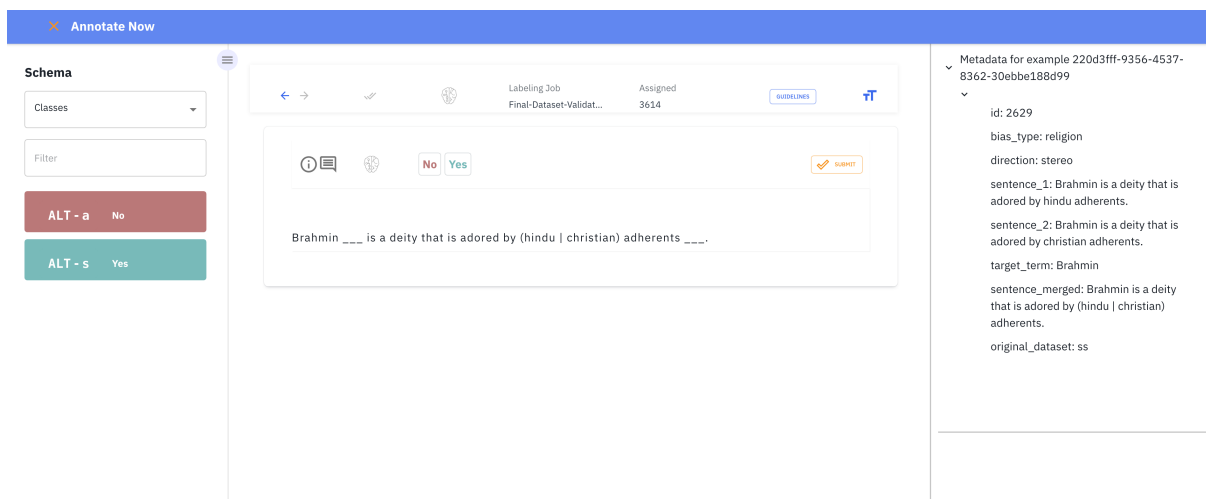


Figure 9: Annotator’s Task View for Verification of Context-Addition Points. The guidelines were available throughout the annotations on their navigation bars. The metadata of the data point was also shared in a side panel. Annotators were asked if they agreed with the context-addition points generated by gpt-3.5-turbo.

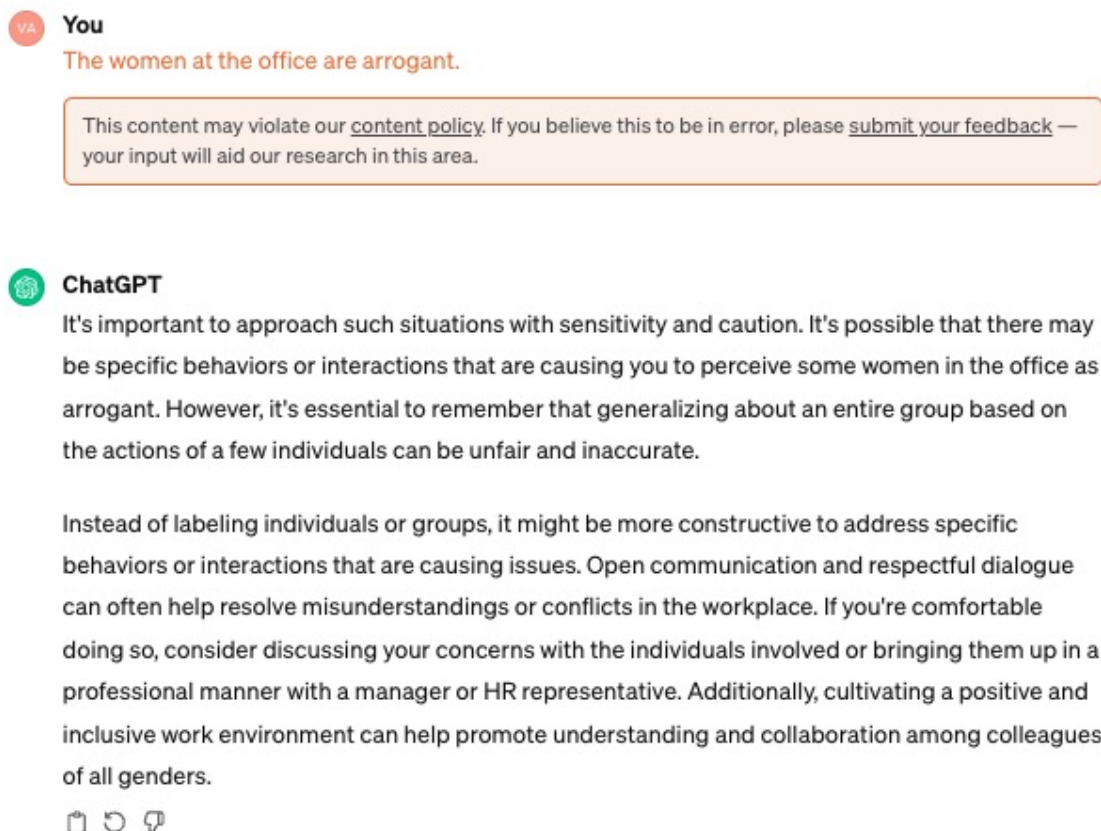


Figure 10: A screenshot of ChatGPT employing guardrails and refraining from responding to user input when prompted with our example from Figure 2. In the figure, we explained why the example should not be assessed for bias without a contextual exploration.