

# A Decision-Language Model (DLM) for Dynamic Restless Multi-Armed Bandit Tasks in Public Health

Nikhil Behari<sup>\*1</sup>, Edwin Zhang<sup>\*1</sup>, Yunfan Zhao<sup>1</sup>,  
Aparna Taneja<sup>2</sup>, Dheeraj Nagaraj<sup>2</sup> and Milind Tambe<sup>1,2</sup>

<sup>1</sup>Harvard University    <sup>2</sup>Google

## Abstract

Efforts to reduce maternal mortality rate, a key UN Sustainable Development target (SDG Target 3.1), rely largely on preventative care programs to spread critical health information to high-risk populations. These programs face two important challenges: efficiently allocating limited health resources to large beneficiary populations, and adapting to evolving policy priorities. While prior works in restless multi-armed bandit (RMAB) demonstrated success in public health allocation tasks, they lack flexibility to adapt to evolving policy priorities. Concurrently, Large Language Models (LLMs) have emerged as adept, automated planners in various domains, including robotic control and navigation. In this paper, we propose DLM: a Decision Language Model for RMABs. To enable dynamic fine-tuning of RMAB policies for challenging public health settings using human-language commands, we propose using LLMs as automated planners to (1) interpret human policy preference prompts, (2) propose code reward functions for a multi-agent RL environment for RMABs, and (3) iterate on the generated reward using feedback from RMAB simulations to effectively adapt policy outcomes. In collaboration with ARMMAN, an India-based public health organization promoting preventative care for pregnant mothers, we conduct a simulation study, showing DLM can dynamically shape policy outcomes using only human language commands as input.

## 1 Introduction

Maternal and child health is a critical public health priority worldwide. Recent estimates indicate that the global maternal mortality ratio is more than double the UN Sustainable Development Goal target (SDG Target 3.1) of below 70 deaths per 100K live births [United Nations and Development, 2015]. Maternal mortality (MM) is of particular concern for low and middle-income countries, which account for

99% of global maternal deaths [Kurjak *et al.*, 2023]. Further, a large portion of MMs stem from preventable causes [Organization and others, 2015]; as such, programs promoting preventative care awareness, for example through mobile health platforms, have shown to considerably improve access to essential care information [Choudhury *et al.*, 2021].

However, two key problems remain for these preventative care programs, often operated by non-profits supporting low-resource communities [HelpMum, 2023; ARMMAN, 2019]. First, these programs typically operate with insufficient financial and human resources, highlighting the need for effective resource allocation strategies to maximize health outcomes [Kruk *et al.*, 2018; Baltussen and Niessen, 2006]. Second, these programs must frequently adapt to changing population needs and intervention priorities [Organization and others, 2015]. Adaptability is especially important for prioritizing care for known subpopulations with higher risk [Gräler *et al.*, 2022], and for adjusting strategies using community or expert-driven insights [Deardorff *et al.*, 2018].

Restless multi-armed bandits (RMAB) have been shown to be successful in modelling resource allocation in public health [Nishtala *et al.*, 2023; Wang *et al.*, 2023]. In the classical RMAB formulation, a central planner chooses arms to allocate resources and observes state-dependent reward from arms. Despite the strength of RMABs in planning resource allocation, a significant challenge persists in developing models capable of adapting to changing policy objectives. For example, public health experts may wish to use RMAB models to direct resources towards specific underprivileged subpopulations. However, existing works in RMABs focus on fixed policy objectives and require significant human tuning and re-training to meet new desired health outcome.

Recently, large language models (LLMs) have emerged as powerful planners in a wide variety of tasks including navigation [Shah *et al.*, 2023], spatio-temporal reasoning [Vempala *et al.*, 2023], and interactive decision-making [Li *et al.*, 2022]. Recent works have also shown that LLMs can be used directly as code generators to propose reward functions for reinforcement learning (RL) to complete complex robotic manipulation tasks [Ma *et al.*, 2024]. However, the ability of LLMs as planners for resource allocation in real-world public health settings remains unstudied. This planning ability is especially useful for non-profits that have evolving priorities but do not have the capacity to frequently retrain models.

<sup>\*</sup>Equal contribution.

We propose a Decision Language Model for RMABs, combining strengths of LLMs in semantic comprehension, code generation, and in-context learning, with the efficiency of RMAB modeling in resource allocation for public health. To enable rapid policy adjustment using human language commands, we propose: 1) using LLMs to disambiguate human-expressed policy preferences, 2) using LLMs to directly propose reward functions as code to reach desired RMAB objectives, and 3) a mechanism for iteratively refining LLM-generated reward functions without any ground truth feedback. Using simulation results of LLM-proposed reward functions, we continually improve the alignment of reward functions towards specified goals.

We partner with the India-based non-profit ARMMAN, a public health organization that spreads preventative care awareness to pregnant mothers through an automated phone-based messaging system. To increase retention, ARMMAN employs health workers to provide service calls to beneficiaries. Due to limited support staff, this assignment is similar to a limited resource allocation problem. Prior works have used RMABs to model the user retention problem in the ARMMAN setting [Killian *et al.*, 2023; Wang *et al.*, 2023], but they fail to address evolving priorities of ARMMAN.

**In summary, our key contributions are as follows:**

- To the best of our knowledge, we are the first to propose using LLMs to adapt to changing resource allocation objectives in public health through reward design.
- We introduce a reward proposal loop that enhances LLM-generated reward functions using feedback from restless multi-armed bandit (RMAB) simulations, enabling LLMs to iteratively refine reward design to achieve specific, human-specified policy outcomes.
- To assess the feasibility of deploying such a system in the real world, we evaluate our algorithms’ performance in a real-world task of resource allocation for maternal and child care, and demonstrate near human-level reward-design performance. Our algorithm enables dynamically adjusting policies to match human-specified outcomes, using only language prompts as input.

## 2 Related Work

**RMABs** The restless multi-armed bandit problem introduced by Whittle [1988], is classically solved through the Whittle index policy [Weber and Weiss, 1990; Glazebrook *et al.*, 2006]. Subsequent works have generalized to multi-action RMABs [Glazebrook *et al.*, 2011; Killian *et al.*, 2022]. RMABs gained prominence in public health domains and are deployed to disseminate preventative healthcare information, monitor health program adherence, and model disease spread [Tambe, 2022; Mate *et al.*, 2022]. However, existing works focus on fixed reward functions and fail to consider that public health planners often have evolving priorities [Organization and others, 2015].

**Reward Design:** Designing reward functions that effectively condense long-term agent goals into immediate behavioral signals is a central problem in RL [Singh *et al.*, 2009]. Manual designs are prone to task misspecification and

overfitting [Booth *et al.*, 2023]. Ho and Ermon [2016] and Hussein *et al.*, [2017] reshape reward through expert behavior observation, but they ignored that expert examples may not be available in resource and data-limited public health domains. Using LLMs as dense reward signals have been investigated [Kwon *et al.*, 2022; Du *et al.*, 2023]. Ma *et al.* [2024] use LLMs to output reward function code from language-specified goals. However, above works failed to address multi-agent settings, where a central planner could prioritize certain groups through reward design.

## 3 Background

We consider an RMAB problem with  $N$  arms, representing public health program beneficiaries. Each arm  $n \in [N]$  follows a Markov decision process  $(\mathcal{S}_n, \mathcal{A}_n, \mathcal{C}_n, T_n, R_n, \beta_n)$  with state space  $\mathcal{S}_n$ , action space  $\mathcal{A}_n$ , action costs  $\mathcal{C}_n : \mathcal{A}_n \rightarrow \mathbb{R}$ , and unknown transition probabilities  $T_n : \mathcal{S}_n \times \mathcal{A}_n \times \mathcal{S}_n \rightarrow [0, 1]$ . We define reward function  $R_n : \mathcal{S}_n \rightarrow \mathbb{R}$  and discount factor  $\beta \in [0, 1)$ . When  $\mathcal{S}_n$ ,  $\mathcal{A}_n$ , and  $\mathcal{C}_n$  are the same for all arms  $n \in [N]$ , as in the public health setting we focus on, we omit the subscript  $n$ . Note our algorithms also apply to more general settings. A planner learns a policy  $\pi$  that maps states  $s \in \mathbb{R}^N$  to actions in the set  $\mathcal{A}$ , given the constraint that the sum cost of actions does not exceed budget  $B$ . The objective is to learn a policy that maximizes the Bellman equation:

$$J(s) = \max_{\pi \in \Pi} \left\{ \sum_{n=1}^N R(s_n) + \beta \mathbb{E}[J(s') \mid s, \pi] \right\}, \quad (1)$$

$$\text{s.t. } \pi(s_n) \in \mathcal{A}, \forall n \quad \text{and} \quad \sum_{n=1}^N c_{\pi(s_n)} \leq B \quad (2)$$

for cost of action  $c_{\pi(s_n)} \in \mathcal{C}$ . We take the Lagrangian relaxation to decouple the value functions across arms:

$$J(s, \lambda^*) = \min_{\lambda \geq 0} \left( \frac{\lambda B}{1 - \beta} + \sum_{n=1}^N \max_{a_n \in \mathcal{A}} \{Q_n(s_n, a_n, \lambda)\} \right), \quad (3)$$

$$\text{s.t. } Q_n(s_n, a_n, \lambda) = R(s_n) - \lambda c_{a_n} + \beta \mathbb{E}[Q_n(s'_n, a_n, \lambda) \mid \pi(\lambda)].$$

for Q-function  $Q$ , arm  $n$  action  $a_n$ , transitioned state from  $s_n$  under action  $a_n$  as  $s'_n$ , and  $\pi(\lambda)$  an optimal policy under  $\lambda$ . [Shinn *et al.*, 2024; Ma *et al.*, 2024]. We build on deep RL approaches for RMABs, which we discuss in Appendix C.

## 4 Decision-Language Model for RMABs

Below, we provide an overview of the proposed DLM reward generation technique (shown Fig. 1). We first describe the problem setting of reward generation, and motivate the use of LLMs for reward generation from a theoretical perspective. We then discuss the prompt provided to the LLM for initial reward candidate generation. Then, we discuss the independent simulation stage which identifies an optimal policy  $\pi^{R*}$  under a proposed reward  $R$ , and the subsequent policy outcome comparison stage that simulates the respective policy

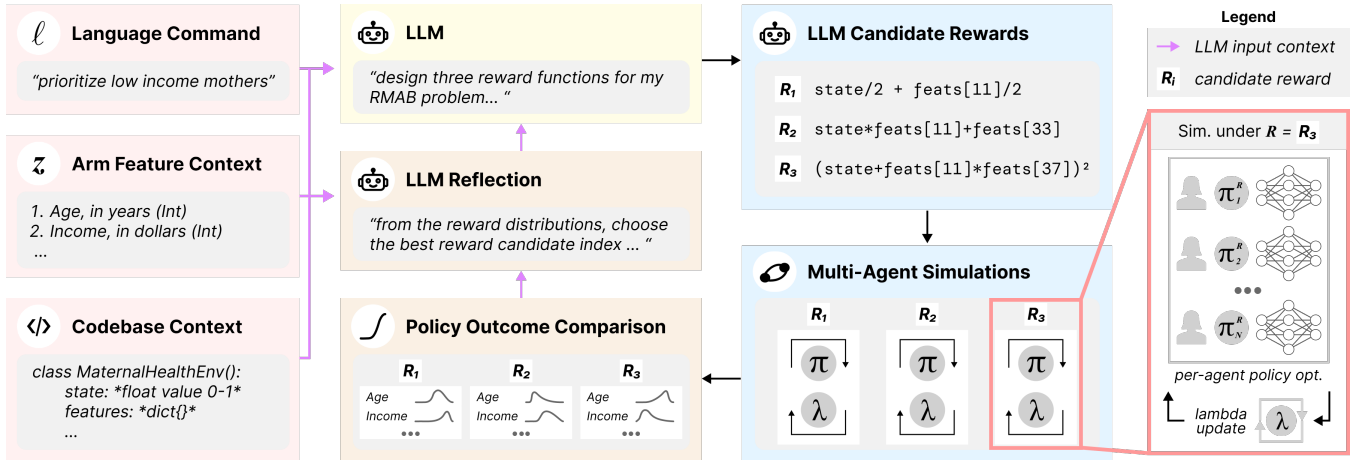


Figure 1: Overview of the proposed DLM loop. We begin by providing three key context descriptions to the LLM. First, we provide a language command; we include all specific commands in Appendix E. We also provide arm feature context, which contains a list of relevant per-arm features available to use in the proposed reward, as well as syntax cues and the relevant subset of the codebase so that the proposed LLM reward functions may be used directly in code. From this context, the LLM then proposes candidate reward functions which are used to train optimal policies under proposed reward. These trained policies are then used to generate policy outcome comparisons, which show the distribution of states across key feature groups in simulation. Finally, we query an LLM to perform self-reflection [Shinn *et al.*, 2024; Ma *et al.*, 2024] by choosing the best candidate reward aligning with the original language command; the selected best rewards are used as context for future reward generation iterations.

reward outcomes. To be clear,  $\pi^{R^*}$  references the optimal policy induced by a reward function  $R$ . This does *not* refer to policy learned under an optimal reward  $R^*$ . Finally, we discuss the LLM reflection stage which performs policy outcome comparison and identifies successful candidates to guide future in-context learning for LLM reward generation.

#### 4.1 Problem Setting: Reward Generation for RMABs

We first define the goal of language-conditioned reward design in the restless multi-armed bandit setting. We consider a human-specified language policy goal  $\ell$  with a corresponding base reward function that maps policies  $\pi \in \Pi$  to real, scalar values:  $F : \Pi \rightarrow \mathbb{R}$ . This base reward function establishes a scalar “ground truth” evaluation that corresponds directly to the human-specified command. Evaluation through the base reward is available through real or simulated queries of the proposed policy. Then, our objective is to optimize  $R$ :

$$\max_{R \in \mathcal{R}} F(\pi^{R^*}), \text{ where:}$$

$$\pi^{R^*} = \operatorname{argmax}_{\pi \in \Pi} \left\{ \sum_{n=1}^N R(s_n, \mathbf{z}) + \beta \mathbb{E}[J(s') \mid s, \pi] \right\}$$

$$\text{s.t. } \pi(s_n) \in \mathcal{A}, \forall n \quad \text{and} \quad \sum_{n=1}^N c_{\pi(s_n)} \leq B$$

In summary, our key objective is, given a human-specified language prompt  $\ell$ , to generate the reward function  $R$  that maximizes base function  $F$  through optimal policy  $\pi^{R^*}$  for reward  $R$ . We propose using LLMs to both automatically propose this reward function  $R$ , and automatically refine proposed rewards through an iterative self-reflection procedure.

#### 4.2 Sample Inefficiency of Fitness Function

In order to evaluate each task description that we provide, we manually define a ‘ground truth fitness function’. This is the reward function against which the learned policies are evaluated. However, this fitness function is unknown to the LLM. The ‘base’ policy in our comparison is obtained by training an RL policy to maximize the discounted cumulative reward obtained by this ground truth fitness function and serves as a baseline to our experiments. We want to note that, despite being the ‘true reward function’, this might not be the best reward function to learn the optimal policy in a learning theoretic sense. This is usually the case when rewards are sparse (i.e, hard to obtain) from simple policies and the sparsity of the reward signal makes learning hard. Thus, reward shaping/ reward engineering has been extensively studied in the literature (IDann *et al.*, 2023; Sutton and Barto, 2018; Ng *et al.*, 1999; Singh *et al.*, 2010). The idea here is to use domain knowledge and design a different, dense reward whose optimal policy is the same as that of the original reward. However, the learning algorithm deployed finds it much easier to learn the optimal policy via the shaped reward. While the existing works (eg [Ng *et al.*, 1999]) show that reward shaping methods can provably help learning in the single agent setting, their results apply to the multi-agent problem of RMABs, where the Lagrangian relaxation decouples the value function across arms and allows us to focus on separate single-agent MDPs. In this work, we eschew the careful human design of the reward function, and allow an LLM to assume this role. Our thesis is that the world knowledge the LLM obtains during its training, along with reflection, equips it with the domain knowledge essential to design efficient reward functions. Automated design of such reward functions have been explored in the literature: [Mataric, 1994;

Sorg *et al.*, 2010; Zheng *et al.*, 2020]. Here, a meta-network is trained to learn the best rewards along with the policy network which is trained to learn the optimal policy for a given reward. In our work, reflection serves a similar purpose as training of the meta-network but with the number of steps being dramatically smaller and the output being in the form of code, making it interpretable.

---

#### Algorithm 1 DLM Algorithm

---

```

1: Input: Task  $\ell$ , feature  $\mathbf{z}$ , and code  $\zeta$  context
2: Hyperparameters: Loop iterations  $I$ , proposal batch  $K$ ,
   sim. epochs  $n_e$ , sim. steps  $n_s$ , num. arms  $N$ 
3: for iteration = 1 to  $I$  do
4:   ## LLM candidate reward proposal
5:    $R_{1:K} \sim \text{LLM}(\ell, \mathbf{z}, \zeta)$ 
6:   Init. reflection string  $\mathcal{Y}$ 
7:   ## Multi-agent simulations
8:   Init. policy and critic net.  $\theta, \phi$ 
9:   for reward  $i = 1$  to  $K$  do
10:    Init.  $\lambda$ -net.  $\Lambda$ , buffer  $\mathcal{D}$ , states  $\mathbf{s} = \mathbf{s}_0$ , features  $\mathbf{z}$ 
11:    Clear reflection string  $\mathcal{Y} = []$ 
12:    for epoch = 1 to  $n_e$  do
13:       $\lambda = \Lambda(\mathbf{s})$ 
14:      for timestep  $t = 1$  to  $n_s$  do
15:         $a_n \sim \theta(s_n, \lambda) \quad \forall n \in [N]$ 
16:         $\mathbf{s}', \mathbf{r} = \text{Simulate}(\mathbf{s}, \mathbf{a}, R_i, \mathbf{z})$ 
17:         $\mathcal{D} \leftarrow \mathcal{D} \cup \{(\mathbf{s}, \mathbf{a}, \mathbf{r}, \mathbf{s}', \lambda)\}$ 
18:         $\mathbf{s} \leftarrow \mathbf{s}'$ 
19:      Update  $(\theta, \phi)$  with PPO using  $\mathcal{D}$ 
20:      Update  $\Lambda$  with  $\mathcal{D}$ 
21:      ## Outcome comparison (Alg. 2)
22:      Update  $\mathcal{Y} \leftarrow \mathcal{Y} \cup \text{OutAnalysis}(\theta, \phi, \lambda, \mathbf{Z})$ 
23:      ## Top candidate selection
24:       $R_{\text{DLM}} \leftarrow \text{LLM}(\ell, \mathcal{Y}, \text{"choose best..."})$ 
25:      Update code context  $\zeta \leftarrow \zeta \cup \{R_{\text{DLM}}\}$ 
26: Output:  $R_{\text{DLM}}$ 

```

---

### 4.3 Provided DLM Context

In the reward candidate generation phase, we prompt the LLM with three key contextual components (shown Alg. 1, line 5). First, we provide a human-written language command that elucidates desired policy outcome. In practice, this is the *only human input required* for the proposed DLM technique.

Second, we provide arm feature category information, denoted  $\mathbf{z}$ . In the public health setting, features may include demographic information, socioeconomic data, or other descriptors relevant to policy outcomes. We propose that LLMs may reasonably interpret the *contextual relevance* of respective features from a given language prompt, and adeptly propose reward functions using critical feature information to converge efficiently on desired policy outcomes. That is, given a language prompt  $\ell$  we consider that LLMs may be used to extract the directly relevant features  $\mathbf{z}_{\text{dir}} \subseteq \mathbf{z}$  explicitly referenced in  $\ell$  to design a reward function  $R$ .

Third, we provide context regarding the RMAB problem formulation and corresponding code implementation. Specifically, we include information describing the state variable as a per-arm binary value, as well as syntax for accessing feature information from the codebase. From this context, we evaluate the ability for the LLM to propose reward functions in the form of code, as previously proposed by [Ma *et al.*, 2024; Li *et al.*, 2023].

### 4.4 DRL Simulation

We evaluate each LLM-proposed reward function  $R_{1:K}$  by training a policy network  $\theta^i$  under each proposed reward  $R_i$  (shown Alg. 1, lines 8:20). We consider a simulation space which defines the number of arms  $N$ , each with fixed, but hidden, transition dynamics. Following the procedure defined in Alg. 1, for a given reward  $R_i$ , we first sample an action-charge  $\lambda$ , which is used to decouple the learning of arm policies (Eq. 3, Alg. 1 line 13). Then, we simulate  $n_s$  timesteps, sampling trajectories for each arm under the action-charge  $\lambda$  (Alg. 1 lines 14:16). These trajectories are used in a buffer  $\mathcal{D}$  (Alg. 1 line 17) to eventually update the policy and critic network  $(\theta, \phi)$ , similar to [Killian *et al.*, 2022] (Alg. 1 lines 19:20). We compute advantage estimates for the actor from estimated Q-values. Note we only learn a single policy/critic network for computational efficiency as opposed to [Killian *et al.*, 2022] which learns a network for each arm.

### 4.5 Reflection Stage

We propose the reflection comparison stage to enable LLM self-reflection and iteration on proposed rewards. The outcome comparison produces language output showing, under each proposed reward  $R_i$ , the final simulated distribution of states across key feature groups. Distributions, for instance, may be shown over age, gender, income, or other pre-defined feature groupings. This comparison is used in place of a numerical, scalar feedback function. Prior works [Ma *et al.*, 2024] assume access to some base fitness functions for self-reflection ( $F$  as defined above) [Singh *et al.*, 2009] and also do not consider the multi-agent setting. In the resource-constrained public health domain, we do not assume we have access to this ground truth function. Thus, rather than providing feedback from the base fitness function, we instead show state-feature distributions, or the states achieved across feature groups  $g \in \mathbf{G}$ ; for example, over age or income brackets. Intuitively, because we focus on resource allocation in the public health domain, *we propose that simulated state-feature distributions provide sufficient signal for the LLM to analyze the efficacy of proposed rewards*, and select top candidate examples for future in-context learning.

We provide an overview of the policy outcome comparison procedure in Alg. 2. Given trained policy and critic network  $\theta, \phi$ , final lambda value  $\lambda$ , and feature matrix  $\mathbf{Z} \in \mathbb{R}^{N \times m}$ , we first simulate over  $n_s$  evaluation timesteps (Alg. 2 lines 7:11). Note that we store only accumulated agent states  $\mathbf{S}$ ; we use accumulated per-agent states to later reflect on achieved allocation outcomes. We then compute the percentage of reward attributed to arms within each sub-group  $g \in \mathbf{G}$  (Alg. 2 lines 13:16). Finally, we report final state-feature distributions in an output string. We then query an LLM to select the best

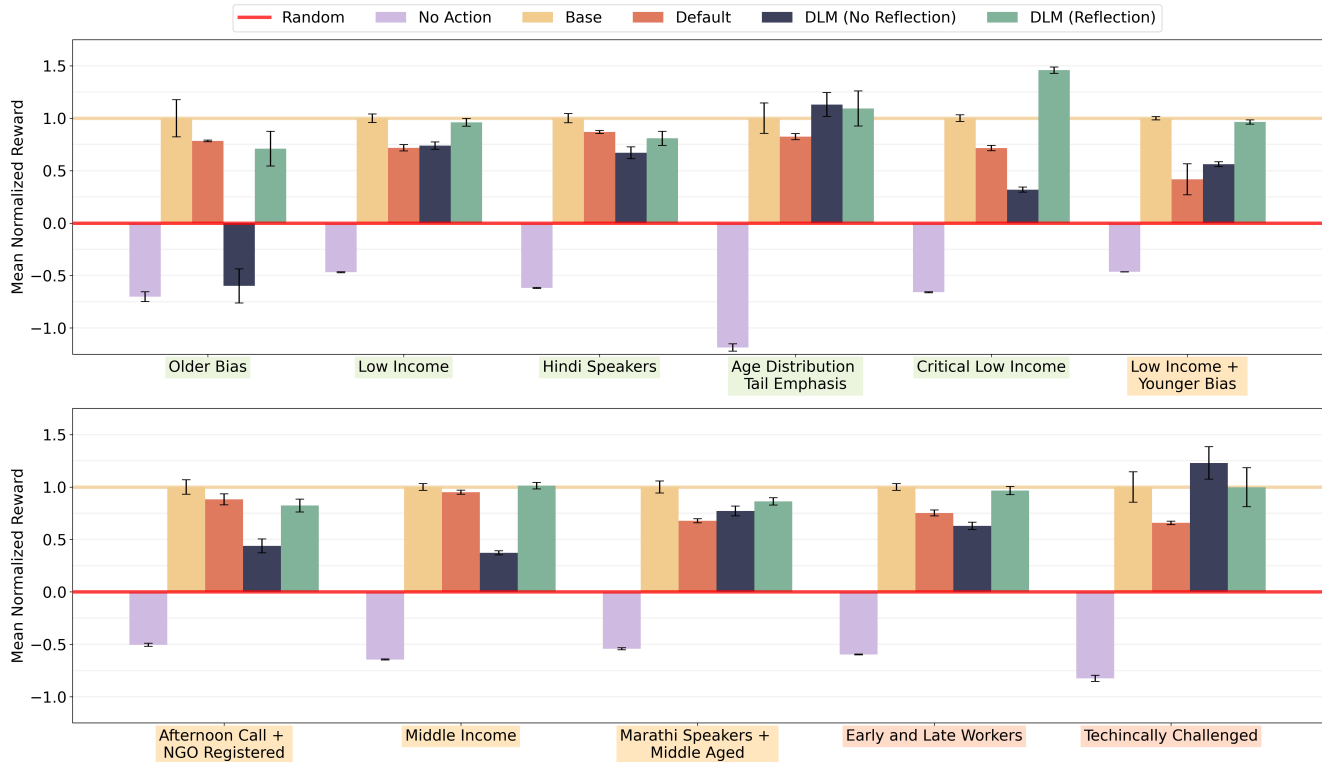


Figure 2: Main results. We report the interquartile mean of the normalized performance [Agarwal *et al.*, 2021] and standard error. Task colors denote difficulty. Green tasks consider only one feature group (i.e. age, income, etc). Yellow tasks consider more than one feature group, or single features not explicitly defined (e.g. *Middle Income*). Red tasks are highly ambiguous and require completely inferring the correct features (e.g. *Early and Late Workers* has no direct feature in the dataset, requiring inference from known features of preferred call times). Our method is able to match base reward performance for most tasks in a completely automated fashion. We evaluate for a total 10 seeds, each seed evaluating for 50 separate trials and 10 steps per trial, totaling 500 samples of 10 steps each per task. For each RMAB, we have a total of 48 arms with a budget of 16.

candidate example given the original prompt  $\ell$  and the outcome distribution string  $\mathcal{Y}$  (Alg. 1 lines 22:24). This selected example is then added as context in the prompt of the next iteration of reward generation (Alg. 1 line 25).

This approach has two key strengths. First, we enable greater transparency of our approach, by using state-feature distributions to evaluate the effectiveness of a policy under a specified reward  $\pi^{R^*}$ . By providing only simulated outcome distributions to the reflection LLM, we ensure that self-reflection focuses only on alignment between the stated language goal and the resource allocation outcomes of our public health settings, *without assuming any access to ground truth reward*. Second, we allow for greater flexibility; by investigating only the outcome distributions of the proposed rewards, rather than original policies themselves, we enable a model-agnostic approach to self-iteration in reward design.

## 5 Experimental Evaluation

We evaluate DLM in a simulated setting representative of real-world resource allocation for maternal healthcare. We collaborate with ARMMAN, a non-profit based in India that enrolls pregnant women into a voice messaging service sharing preventative care information. We use real-world data

from a service quality improvement study of 44,000 mothers collected by ARMMAN in January 2022 to construct the environment’s transition probabilities. This program, specifically focused on low-income communities [Killian *et al.*, 2022], employs health workers to provide service calls to high-risk beneficiaries; however, the number of women enrolled in the program far outnumbers the number of health workers. As such, the aim is to identify beneficiaries to call to maximize engagement with the program, allowing for the most efficient allocation of available resources.

### 5.1 Tasks, Baselines, and Metrics

We provide experimental results for 11 distinct resource allocation prompts, given in Appendix E. We separate tasks into three broad difficulty levels: simple single-feature tasks, middle-complexity multiple-feature tasks, and challenging, highly ambiguous tasks requiring complete inference of relevant features (see Figure 2). For each prompt, we compute *normalized performance* over 10 seeds; we describe the normalization equation below. To evaluate our proposed Decision-Language Model (DLM), we compare against several baseline reward functions:

**Random:** This policy samples arms uniformly at random. Through normalization, we set the random reward function



---

**Algorithm 2** Outcome Analysis

---

```
1: Input: Trained policy, critic net.  $\theta, \phi$ , action-charge  $\lambda$ ,  
   feature matrix  $\mathbf{Z} \in \mathbb{R}^{N \times m}$   
2: Hyperparameters: Sim. steps  $n_s$   
3: ## Step 1: Simulate  $n_s$  timesteps under  $\theta$   
4: Init. evaluation totals  $\mathbf{S} \leftarrow [0] \times N$   
5: Init. percentage distribution  $\mathbf{P} \in \mathbb{R}^{|\mathbf{G}|}$   
6: Init. OutputString as an empty string  
7: for timestep  $t = 1$  to  $n_s$  do  
8:    $a_n \sim \theta(s_n, \lambda) \quad \forall n \in [N]$   
9:    $\mathbf{s}', \mathbf{r} = \text{Simulate}(\mathbf{s}, \mathbf{a}, R_i, \mathbf{z})$   
10:   $\mathbf{S} \leftarrow \mathbf{S} + \mathbf{s}$   
11:   $\mathbf{s} \leftarrow \mathbf{s}'$   
12: ## Step 2: Compute state outcome distributions  
13:  $\mathbf{G} \leftarrow$  Define feature groups within  $\mathbf{Z}$   
14: for each group  $g \in \mathbf{G}$  do  
15:    $\mathbf{P}(g) \leftarrow \frac{\sum_{i \in g} \mathbf{S}_i}{\sum \mathbf{S}}$   
16:   Append to OutputString: “ $g$ :  $\mathbf{P}(g)\%$  of reward;”  
17: return OutputString
```

---

performance score to be 0, as our floor. This would be equivalent to solely maximizing for entropy, or simply a constant non-negative reward for any action. **No Action:** This policy samples no arms at each timestep. In most cases this will yield a negative normalized score, although in certain sparse reward tasks this may be close to the random policy. **Default:** This policy is trained with the same underlying algorithm as DLM, but the reward function is set to prioritize *all beneficiaries equally*; thus, for each arm, reward=1 for a positive state and reward=0 for a negative state. Most prior work in RMABs assume this reward. **Base:** This baseline sets the reward equal to the ground truth fitness function that all other methods are evaluated against. We use this reward as the consistent standard against which we measure the performance of our proposed method and other baselines. To be clear, each method uses a different reward at train time, but uses *Base* reward at evaluation time. We normalize with *Base* so that normalized performance using *Base* is 1 for each task. **DLM (No Reflection):** This version of our proposed method ablates the reflection and iterative refinement process. It allows us to assess the importance of the reflection loop in improving the quality of the LLM-generated reward functions. **DLM (Reflection):** This is the full version of our proposed method.

Thus, we compute mean normalized reward as the average reward achieved for each policy, over 10 training seeds, *using base reward during evaluation of each respective policy*. We then normalize each reward  $R$  as  $(R - R_{rand}) / (R_{base} - R_{rand})$ . A normalized reward of 0 therefore implies a policy’s performance equivalent to random allocation, while a normalized reward of 1 implies performance at the level of base reward policy. We additionally show the “no action” policy illustrating reward under a zero allocation strategy.

## 5.2 Training Details

We use the Gemini Pro LLM model [Team *et al.*, 2023] from Google to generate reward functions, and train our down-

stream policy with RL using PPO [Schulman *et al.*, 2017] and the generated reward function. The downstream policy is trained for 2 epochs total to simulate a few-sample regime and prevent overfitting. We do a total of 2 rounds of reflection and generate 2 candidate reward functions per round. As detailed in Figure 2, we evaluate for a total 10 seeds, each seed evaluating for 50 separate trials and 10 steps per trial, totaling 5000 total steps per task.

## 5.3 DLM Success and Failure Cases

We present the experimental evaluation of DLM in Figure 2. We find that the proposed DLM technique is a capable reward designer across a broad range of tasks in public health. This demonstrates, to the best of our knowledge, *first example of LLMs as capable policy designers for resource allocation tasks in public health*. Note that we evaluate under a *sample-limited* regime; thus, results demonstrate the ability to converge under limited samples to an optimal policy for a given prompt. Given this setting, we make several observations on the results in Figure 2.

**Achieving base reward performance:** We find DLM is able to reach the achieved base reward performance across a broad range of tasks. In particular, we find that the reflection process is able to improve the performance of the LLM in 9 out of 11 tasks, nearly reaching base reward in many circumstances. We find, in many cases, that LLMs can indeed identify the relevant features to use in proposed reward functions. An example can be seen for the task of biasing toward either tail of the age distribution (*Age Distribution Tail Emphasis*), from which the LLM is able to generate the base reward zeroshot:

```
state * (agent_feats.youngest_agegroup or  
agent_feats.oldest_agegroup)
```

Please see Appendix G for all generated reward functions.

**Benefits of reflection:** We observe that the proposed DLM reflection technique, which grounds LLM reward generation by incorporating feedback from RMAB simulations, is able to consistently align policies closer to the desired task. We note, however, that the *degree of improvement* from reflection may vary by task type. For instance, in cases with extremely simple prompts, for example single feature group preferences, reward reflection tends not to substantially enhance allocation outcomes over the zeroshot LLM-proposed rewards (i.e. *Age Distribution Tail Emphasis* above).

Additionally, for ambiguous prompts, such as *Technologically Challenged*, we find that reflection may not have sufficient guidance to meaningfully iterate on proposed rewards. Further, for cases with extreme ambiguity, requiring high degrees of reasoning, the LLM frequently responded similar to “*There was not enough information specified to solve the task*”. Thus, no zeroshot reward was proposed, obviating the benefits of reflection. One potential solution may be to add a human in the proposal loop, to further specify prompts in highly ambiguous cases. We leave these potential strategies for addressing highly ambiguous tasks to future work.

**Misguided LLM reward proposals:** We note that in certain cases, proposed rewards may have extremely poor performance prior to reflection (i.e. task *Older Bias*). In these cases, we observe that, while a task may be semantically simple, the

LLM may attempt to use multiple features improperly. For example, for *Older Bias*, the LLM proposed:

```
state * agent_feats.secondoldest_agegroup *
agent_feats.oldest_agegroup
```

Above, the LLM incorrectly uses features in the reward function, as an arm cannot be in both the second-oldest and the oldest age group simultaneously. Thus, in cases where improperly designed rewards are proposed, reflection is often helpful (see Appendix F). For more examples of generated reward functions, please see Appendix G.

**Middle-complexity tasks:** We observe that the reflection procedure is most consistently helpful for the “middle range” of tasks that involve a composition of feature groups within the reasoning capabilities of the LLM. Many real world applications fall into this category. For example, in ARMMAN’s Kilhari program (a national level program in India operational across 19 states) [Bashingwa *et al.*, 2021], different regions may have slightly different policy requirements, which a state program manager can achieve directly through language interfacing with DLM. More generally, complex goals that cannot easily be translated into updated policies by public health practitioners also fall into this category.

#### 5.4 DLM Reflection Example

In Figure 3 we visualize state-feature distributions for two candidate rewards generated by the LLM. The LLM selected best index is highlighted with a green box. We show 4 (out of 14 total) relevant feature categories: age, income, education, and phone owners. We observe that the DLM selection is often able to reasonably interpret unambiguous commands, such as prioritizing older ages, and select the distribution that best achieves the given prompt. However, we note that for more ambiguous criteria, such as “technologically challenged”, the DLM selection choice is oftentimes more opaque; while the base reward for this prompt considers only income and phone ownership, additional features such as education level may also be considered for selection. In these cases, additional human feedback may be required to better disambiguate prompts for improved reflection. We provide full reward reflection logs for the below examples in Appendix F.

#### 5.5 Exceeding Base in Critical Low Income

We find that empirically for the “Critical Low Income” task the LLM is actually able to improve over the base reward. We find empirically that the DLM model often proposes a reward that is of much larger scaling than the original reward. For a representative example, we show a sample reward generated by the LLM for the *Critical Low Income* prompt:

```
(100 * state * agent_feats.
no_or_lowest_income) + (100 * state *
agent_feats.second_lowest_income) + state
```

In comparison, this is the corresponding base reward:

```
state + state * 10 * if_(agent_feats.
no_or_lowest_income or agent_feats.
second_lowest_income or agent_feats.
third_lowest_income)
```

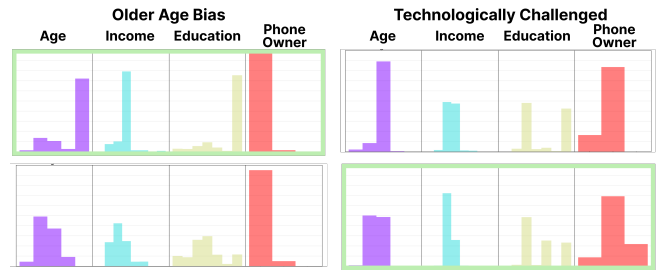


Figure 3: DLM reflection distribution and selection visualization. DLM uses outcome distributions from trained policy simulations to refine proposed reward functions. Above, we show the state-feature distributions for two rewards two prompts. DLM is able to reasonably interpret given prompts using distributions across feature groups; however, for more ambiguous prompts (“technologically challenged”), the selection criteria may become more opaque, potentially requiring additional human feedback.

As our results in Figure 2 are evaluated in the low finite-sample regime, where there is not many gradient steps taken, sample efficiency becomes extremely important. In this case, because the reward function generated by the LLM gives an order of magnitude higher weighting to specific arms, it seems likely that the underlying policy gradient algorithm PPO gains sample efficiency in our setting. It is important to note that the improvement that the LLM yields over the base reward will shrink as the number of samples taken during training goes to infinity, as by definition the base reward defines the optimal policy. However, the highly shaped reward given by the LLM in this setting helps PPO *converge faster for this task*. It is also important to note that the base reward may not be the most sample efficient reward; other more complex rewards relying on correlated features or with different reward scaling will likely also gain efficiency. This also opens the possibility of achieving potential superhuman performance on our task in the future.

## 6 Conclusion

We propose a Decision-Language Model for resource allocation tasks in public health. The proposed model can take language prompts describing complex, potentially ambiguous policy outcome goals as input, and generate downstream control policies specialized for such goals. The proposed LLM-based approach can accurately capture the referenced prompt features and design effective reward functions in the form of code. Critically, our algorithms enable self-iteration on proposed reward functions in a fully automated fashion. By grounding LLM reward proposals with outcome distributions from RMAB simulations, we demonstrate the ability for the proposed DLM model to achieve near-human performance in public health.

## Ethical Statement

Future deployment of this technology could yield large societal benefit by improving public health outcomes and enabling more targeted policies. For our experiments, consent is obtained from every beneficiary enrolling in the ARMMAN’s

mobile health program (see also Appendix A). However, constraining the deployed system to exhibiting only safe behavior is extremely important. One should take steps towards responsible deployment by performing human-in-the-loop verification before any learned policy allocation and implementing more traditional fallback systems not reliant on AI. We also address fairness in Appendix B.

## References

- [Agarwal *et al.*, 2021] Rishabh Agarwal, Max Schwarzer, Pablo Samuel Castro, Aaron C Courville, and Marc Bellemare. Deep reinforcement learning at the edge of the statistical precipice. *Advances in neural information processing systems*, 34:29304–29320, 2021.
- [ARMMAN, 2019] ARMMAN. Assessing the impact of mobile-based intervention on health literacy among pregnant women in urban india, 2019. Accessed: 2022-08-12.
- [Baltussen and Niessen, 2006] Rob Baltussen and Louis Niessen. Priority setting of health interventions: the need for multi-criteria decision analysis. *Cost effectiveness and resource allocation*, 4(1):1–9, 2006.
- [Bashingwa *et al.*, 2021] Jean Juste Harrisson Bashingwa, Diwakar Mohan, Sara Chamberlain, Salil Arora, Jai Mendiratta, Sai Rahul, Vinod Chauhan, Kerry Scott, Neha Shah, Osama Ummer, et al. Assessing exposure to kilkari: a big data analysis of a large maternal mobile messaging service across 13 states in india. *BMJ Global Health*, 6(Suppl 5):e005213, 2021.
- [Booth *et al.*, 2023] Serena Booth, W Bradley Knox, Julie Shah, Scott Niekum, Peter Stone, and Alessandro Aliievi. The perils of trial-and-error reward design: misdesign through overfitting and invalid task specifications. In *Proceedings of the AAAI Conference on Artificial Intelligence*, volume 37, pages 5920–5929, 2023.
- [Choudhury *et al.*, 2021] Avishek Choudhury, Onur Asan, and Murari M Choudhury. Mobile health technology to improve maternal health awareness in tribal populations: mobile for mothers. *Journal of the American Medical Informatics Association*, 28(11):2467–2474, 2021.
- [Dann *et al.*, 2023] Christoph Dann, Yishay Mansour, and Mehryar Mohri. Reinforcement learning can be more efficient with multiple rewards. In Andreas Krause, Emma Brunskill, Kyunghyun Cho, Barbara Engelhardt, Sivan Sabato, and Jonathan Scarlett, editors, *Proceedings of the 40th International Conference on Machine Learning*, volume 202 of *Proceedings of Machine Learning Research*, pages 6948–6967. PMLR, 23–29 Jul 2023.
- [Deardorff *et al.*, 2018] Katrina Deardorff, Arianna Rubin Means, Kristjana Hrönn Ásbjörnsdóttir, and Judd L. Walson. Strategies to improve treatment coverage in community-based public health programs: A systematic review of the literature. *PLoS Neglected Tropical Diseases*, 12, 2018.
- [Du *et al.*, 2023] Yuqing Du, Olivia Watkins, Zihan Wang, Cédric Colas, Trevor Darrell, Pieter Abbeel, Abhishek Gupta, and Jacob Andreas. Guiding pretraining in reinforcement learning with large language models. *arXiv preprint arXiv:2302.06692*, 2023.
- [Dwork *et al.*, 2012] Cynthia Dwork, Moritz Hardt, Toniann Pitassi, Omer Reingold, and Richard Zemel. Fairness through awareness. In *Proceedings of the 3rd Innovations in Theoretical Computer Science Conference, ITCS '12*, page 214–226, New York, NY, USA, 2012. Association for Computing Machinery.
- [Glazebrook *et al.*, 2006] Kevin D Glazebrook, Diego Ruiz-Hernandez, and Christopher Kirkbride. Some indexable families of restless bandit problems. *Advances in Applied Probability*, 38(3):643–672, 2006.
- [Glazebrook *et al.*, 2011] Kevin D Glazebrook, David J Hodge, and Chris Kirkbride. General notions of indexability for queueing control and asset management. *The Annals of Applied Probability*, 2011.
- [Gräler *et al.*, 2022] Leonoor Gräler, Leonarda G. M. Bremmers, Pieter Bakx, Job van Exel, and Marianne E van Bochove. Informal care in times of a public health crisis: Objective burden, subjective burden and quality of life of caregivers in the netherlands during the covid-19 pandemic. *Health & Social Care in the Community*, 2022.
- [HelpMum, 2023] HelpMum. Helpmum: Preventing maternal mortality in nigeria, 2023. Accessed: 2023-12-30.
- [Ho and Ermon, 2016] Jonathan Ho and Stefano Ermon. Generative adversarial imitation learning. *Advances in neural information processing systems*, 29, 2016.
- [Hussein *et al.*, 2017] Ahmed Hussein, Eyad Elyan, Mohamed Medhat Gaber, and Chrisina Jayne. Deep reward shaping from demonstrations. In *2017 International Joint Conference on Neural Networks (IJCNN)*, pages 510–517. IEEE, 2017.
- [Killian *et al.*, 2022] Jackson A Killian, Lily Xu, Arpita Biswas, and Milind Tambe. Restless and uncertain: Robust policies for restless bandits via deep multi-agent reinforcement learning. In *Uncertainty in Artificial Intelligence*, pages 990–1000. PMLR, 2022.
- [Killian *et al.*, 2023] Jackson A Killian, Arpita Biswas, Lily Xu, Shresth Verma, Vineet Nair, Aparna Taneja, Aparna Hegde, Neha Madhiwalla, Paula Rodriguez Diaz, Sonja Johnson-Yu, et al. Robust planning over restless groups: engagement interventions for a large-scale maternal telehealth program. In *Proceedings of the AAAI Conference on Artificial Intelligence*, volume 37, 2023.
- [Kruk *et al.*, 2018] Margaret E Kruk, Anna D Gage, Catherine Arsenaault, Keely Jordan, Hannah H Leslie, Sanam Roder-DeWan, Olusoji Adeyi, Pierre Barker, Bernadette Daelmans, Svetlana V Doubova, et al. High-quality health systems in the sustainable development goals era: time for a revolution. *The Lancet global health*, 6(11):e1196–e1252, 2018.
- [Kurjak *et al.*, 2023] Asim Kurjak, Milan Stanojević, and Joachim Dudenhausen. Why maternal mortality in the world remains tragedy in low-income countries and shame



- for high-income ones: will sustainable development goals (sdg) help? *Journal of Perinatal Medicine*, 51(2):170–181, 2023.
- [Kwon *et al.*, 2022] Minae Kwon, Sang Michael Xie, Kalesha Bullard, and Dorsa Sadigh. Reward design with language models. In *The Eleventh International Conference on Learning Representations*, 2022.
- [Li *et al.*, 2022] Shuang Li, Xavier Puig, Chris Paxton, Yilun Du, Clinton Wang, Linxi Fan, Tao Chen, De-An Huang, Ekin Akyürek, Anima Anandkumar, et al. Pre-trained language models for interactive decision-making. *Advances in Neural Information Processing Systems*, 35:31199–31212, 2022.
- [Li *et al.*, 2023] Hao Li, Xue Yang, Zhaokai Wang, Xizhou Zhu, Jie Zhou, Yu Qiao, Xiaogang Wang, Hongsheng Li, Lewei Lu, and Jifeng Dai. Auto mc-reward: Automated dense reward design with large language models for minecraft. *arXiv preprint arXiv:2312.09238*, 2023.
- [Ma *et al.*, 2024] Yecheng Jason Ma, William Liang, Guan zhi Wang, De-An Huang, Osbert Bastani, Dinesh Jayaraman, Yuke Zhu, Linxi Fan, and Anima Anandkumar. Eureka: Human-level reward design via coding large language models. In *The Twelfth International Conference on Learning Representations*, 2024.
- [Mataric, 1994] Maja J Mataric. Reward functions for accelerated learning. In *Machine learning proceedings 1994*, pages 181–189. Elsevier, 1994.
- [Mate *et al.*, 2022] Aditya Mate, Lovish Madaan, Aparna Taneja, Neha Madhiwalla, Shresth Verma, Gargi Singh, Aparna Hegde, Pradeep Varakantham, and Milind Tambe. Field study in deploying restless multi-armed bandits: Assisting non-profits in improving maternal and child health. In *Proceedings of the AAAI Conference on Artificial Intelligence*, volume 36, pages 12017–12025, 2022.
- [Nakhleh *et al.*, 2021] Khaled Nakhleh, Santosh Ganji, Ping-Chun Hsieh, I Hou, Srinivas Shakkottai, et al. Neurwin: Neural whittle index network for restless bandits via deep rl. *Advances in Neural Information Processing Systems*, 34:828–839, 2021.
- [Ng *et al.*, 1999] Andrew Y Ng, Daishi Harada, and Stuart Russell. Policy invariance under reward transformations: Theory and application to reward shaping. In *Icml*, volume 99, pages 278–287. Citeseer, 1999.
- [Nishtala *et al.*, 2023] Siddharth Nishtala, Lovish Madaan, Aditya Mate, Harshvardhan Kamarthi, Anirudh Grama, Divy Thakkar, Dhyanesh Narayanan, Suresh Chaudhary, Neha Madhiwalla, Ramesh Padmanabhan, et al. Selective intervention planning using restless multi-armed bandits to improve maternal and child health outcomes. *Proceedings of the 2023 International Conference on Autonomous Agents and Multiagent Systems*, page 1312–1320, 2023.
- [Organization and others, 2015] World Health Organization et al. Strategies towards ending preventable maternal mortality (epmm). *World Health Organization*, 2015.
- [Schulman *et al.*, 2017] John Schulman, Filip Wolski, Prafulla Dhariwal, Alec Radford, and Oleg Klimov. Proximal policy optimization algorithms. *arXiv preprint arXiv:1707.06347*, 2017.
- [Shah *et al.*, 2023] Dhruv Shah, Błażej Osipiński, Sergey Levine, et al. Lm-nav: Robotic navigation with large pre-trained models of language, vision, and action. In *Conference on Robot Learning*, pages 492–504. PMLR, 2023.
- [Shinn *et al.*, 2024] Noah Shinn, Federico Cassano, Ashwin Gopinath, Karthik Narasimhan, and Shunyu Yao. Reflexion: Language agents with verbal reinforcement learning. *Advances in Neural Information Processing Systems*, 36, 2024.
- [Singh *et al.*, 2009] Satinder Singh, Richard L Lewis, and Andrew G Barto. Where do rewards come from. In *Proceedings of the annual conference of the cognitive science society*, pages 2601–2606. Cognitive Science Society, 2009.
- [Singh *et al.*, 2010] Satinder Singh, Richard L Lewis, Andrew G Barto, and Jonathan Sorg. Intrinsically motivated reinforcement learning: An evolutionary perspective. *IEEE Transactions on Autonomous Mental Development*, 2(2):70–82, 2010.
- [Sorg *et al.*, 2010] Jonathan Sorg, Richard L Lewis, and Satinder Singh. Reward design via online gradient ascent. *Advances in Neural Information Processing Systems*, 23, 2010.
- [Sutton and Barto, 2018] Richard S Sutton and Andrew G Barto. *Reinforcement learning: An introduction*. MIT press, 2018.
- [Tambe, 2022] Milind Tambe. Ai for social impact: Results from deployments for public health and conversation. *Proceedings of the 28th ACM SIGKDD Conference on Knowledge Discovery and Data Mining*, 2022.
- [Team *et al.*, 2023] Gemini Team, Rohan Anil, Sebastian Borgeaud, Yonghui Wu, Jean-Baptiste Alayrac, Jiahui Yu, Radu Soricut, Johan Schalkwyk, Andrew M Dai, Anja Hauth, et al. Gemini: a family of highly capable multi-modal models. *arXiv preprint arXiv:2312.11805*, 2023.
- [United Nations and Development, 2015] Department of Economic United Nations and Social Affairs Sustainable Development. Transforming our world: the 2030 agenda for sustainable development, 2015.
- [Vemprala *et al.*, 2023] Sai Vemprala, Rogerio Bonatti, Arthur Buckner, and Ashish Kapoor. Chatgpt for robotics: Design principles and model abilities. *Microsoft Auton. Syst. Robot. Res*, 2:20, 2023.
- [Wang *et al.*, 2023] Kai Wang, Shresth Verma, Aditya Mate, Sanket Shah, Aparna Taneja, Neha Madhiwalla, Aparna Hegde, and Milind Tambe. Scalable decision-focused learning in restless multi-armed bandits with application to maternal and child health. In *Proceedings of the AAAI Conference on Artificial Intelligence*, volume 37, pages 12138–12146, 2023.

- [Weber and Weiss, 1990] Richard R Weber and Gideon Weiss. On an index policy for restless bandits. *Journal of applied probability*, 27(3):637–648, 1990.
- [Whittle, 1988] Peter Whittle. Restless bandits: Activity allocation in a changing world. *Journal of applied probability*, 25(A):287–298, 1988.
- [Zheng *et al.*, 2020] Zeyu Zheng, Junhyuk Oh, Matteo Hessel, Zhongwen Xu, Manuel Kroiss, Hado Van Hasselt, David Silver, and Satinder Singh. What can learned intrinsic rewards capture? In *International Conference on Machine Learning*, pages 11436–11446. PMLR, 2020.

# APPENDIX: A Decision-Language Model (DLM) for Dynamic Restless Multi-Armed Bandit Tasks in Public Health

## A Data usage, consent, and secondary analysis

The data is collected from a service quality improvement study of 44K mothers conducted by ARMMAN in January 2022, and consent is obtained from every beneficiary enrolling in the NGO’s mobile health program. The data collected through the program is owned by the NGO and only the NGO is allowed to share data. The data exchange and usage were regulated by clearly defined exchange protocols including anonymization, read-access only to researchers, restricted use of the data for research purposes only, and approval by ARMMAN’s ethics review committee. No personally identifiable information (PII) is available to authors. We use anonymized call listenership logs to calculate empirical transition probabilities in experiments. Our experiment falls into secondary analysis of the data shared by ARMMAN and does not involve the deployment of the proposed algorithm or any other baselines to the service call program.

## B Addressing Fairness

When LLM used is not well-aligned or calibrated to human values, there may be issues of fairness or bias. Although this work is a secondary analysis does not involve deployment of propose algorithms, future works on field studies may imposing fairness constraints on the reward function generation and use automatic detection of unfairness [Dwork *et al.*, 2012] to incorporate fairness. For future works on deployment, to ensure safe and responsible deployment, it would be interesting to study how to detect given prompts that are designed similarly to a leading question to induce hidden biases.

## C Deep RL for RMABs

The Lagrangian relaxation allows us to disentangle the learning of arm policies and an action charge  $\lambda$ .

To learn arm policies, it is common to use RL approaches such as tabular Q-learning, deep Q-learning, or policy gradient algorithms [Nakhleh *et al.*, 2021]. In this paper, we use PPO [Schulman *et al.*, 2017], a policy gradient algorithm with an actor-critic structure. Specifically, the Q-function can be updated as follows:

$$Q_n^t(s_n, a_n) \leftarrow (1 - \alpha_q) Q_n^{t-1}(s_n, a_n) + \alpha_q \left( R(s_n) - \lambda c_{a_n} + \beta \max_a Q(s'_n, a) \right),$$

where  $\alpha_q$  is the learning rate.

For an actor-critic methods, after performing an update of the Q-function in the critic, one may compute the advantage estimate:

$$A(s, \mathbf{a}) = Q(s, \mathbf{a}) - V(s).$$

In practice, the values  $A(s, a)$ ,  $Q(s, a)$ ,  $V(s)$  will be evaluated based on the current policy  $\pi$ . Intuitively, the advantage

estimate tells us how much better a is compared to the current policy  $\pi$ . The advantage estimate is then plugged into the policy gradient to update the actor.

To learn an action charge  $\lambda$ , we follow an updating rule [Killian *et al.*, 2022]:

$$\Lambda_t \leftarrow \Lambda_{t-1} - \alpha_\Lambda \left( \frac{B}{1 - \beta} + \sum_{n=1}^N \sum_{t=0}^H \mathbb{E}_\pi \beta^t c_{n,t} \right),$$

where  $c_{n,t}$  is the cost of the action taken by the optimal policy on arm  $n$  in round  $t$ , and  $\alpha_\Lambda$  is the step size.

## D Provided Tasks

We show provided tasks in Appendix E. We note that we evaluate on a wide variety of tasks within the real of resource allocation for maternal health. In particular, we test across feature characteristics such as age, income, spoken languages (an important characteristic indicating ethnicity in the Indian subcontinent), education, and other relevant features that may be considered in real-world allocation tasks. We provide these tasks directly as context to the LLM, in addition to relevant feature characteristics and their corresponding descriptions. Per seed, we fix the randomness in the sampled set of 48 arms from ARMMAN’s dataset, the deep RL neural network initialization, batch sampling from the dataset, and the sampling of states for each arm during evaluation. However please note that we cannot control the randomness of the Gemini LLM generation as we only have access through the Google API interface.

## E Detailed Task Breakdown

Here we include the full prompt list for each task, base reward functions, as well as the numerical results given in Figure 2.

Label	Task Command	Base Function	No Action	Random	Base	Default	DLM (No Reflection)	DLM (Reflection)
Afternoon Call + NGO Registered	Advantage those who prefer being called between 12:30pm-3:30pm and are registered at an NGO.	$state*.1 + if.(state) * 10 * if.(feature[29-1] and feature[33-1])$	$-0.50 \pm 0.01$	$0.00 \pm 0.02$	$1.00 \pm 0.07$	$0.88 \pm 0.05$	$0.44 \pm 0.07$	$0.82 \pm 0.06$
Low Income + Younger Bias	Combine the distributions of 'age' and 'education' to heavily give precedence to low income impoverished youth.	$state*.1 + if.(state) * 10 * if.(feature[8-1] and feature[17-1])$	$-0.47 \pm 0.00$	$0.00 \pm 0.00$	$1.00 \pm 0.02$	$0.42 \pm 0.15$	$0.56 \pm 0.02$	$0.96 \pm 0.02$
Marathi Speakers + Middle Aged Older Bias	Fixate on those Marathi-speakers with middle-aged folks. Focus on the most elderly by age distribution.	$state*.1 + if.(state) * 10 * if.(feature[14-1] and (feature[10-1] or feature[11-1]))$ $state*.1 + if.(state) * 10 * feature[12-1]$	$-0.54 \pm 0.01$	$0.00 \pm 0.01$	$1.00 \pm 0.06$	$0.68 \pm 0.02$	$0.77 \pm 0.05$	$0.86 \pm 0.04$
Age Distribution Tail Emphasis	Focus only on both the young and elderly.	$state * if.(feature[12-1] or feature[8-1])$	$-1.19 \pm 0.04$	$0.00 \pm 0.04$	$1.00 \pm 0.15$	$0.82 \pm 0.03$	$1.13 \pm 0.11$	$1.09 \pm 0.17$
Early and Late Workers	Give more attention for beneficiaries who likely work early in the morning and late at night.	$state*.1 + if.(state) * 10 * if.(feature[27-1] or feature[29-1])$	$-0.60 \pm 0.00$	$0.00 \pm 0.00$	$1.00 \pm 0.03$	$0.75 \pm 0.03$	$0.63 \pm 0.03$	$0.97 \pm 0.04$
Technically Challenged	Infer technical challenges in reaching the phone that could indicate 'at-risk' beneficiaries and give preference.	$state*.1 + if.(state) * 10 * if.(feature[25-1] or feature[26-1]) + if.(state) * 10 * 0.2 * if.(feature[37-1] or feature[38-1])$	$-0.82 \pm 0.03$	$0.00 \pm 0.03$	$1.00 \pm 0.14$	$0.66 \pm 0.02$	$1.23 \pm 0.15$	$1.00 \pm 0.19$
Middle Income	Prefer the income.bracket bounds for the middle 40% of the population.	$state*.1 + if.(state) * 10 * if.(feature[39-1] or feature[40-1] or feature[41-1])$	$-0.65 \pm 0.00$	$0.00 \pm 0.01$	$1.00 \pm 0.03$	$0.95 \pm 0.02$	$0.37 \pm 0.02$	$1.01 \pm 0.03$
Hindi Speakers	Select solely those who speak Hindi to analyze how this would affect the calls made to our beneficiaries.	$state*.1 * if.(feature[13-1])$	$-0.62 \pm 0.01$	$0.00 \pm 0.01$	$1.00 \pm 0.04$	$0.87 \pm 0.01$	$0.67 \pm 0.06$	$0.81 \pm 0.07$
Low Income	The lowest income.bracket distribution tail is very important, focus heavily on the top 12.5%.	$state + if.(state) * 10 * feature[37-1]$	$-0.47 \pm 0.00$	$0.00 \pm 0.01$	$1.00 \pm 0.04$	$0.72 \pm 0.03$	$0.74 \pm 0.04$	$0.96 \pm 0.04$
Critical Low Income	Weigh the lowest income.bracket groups, the lowest earners in the population.	$state + if.(state) * 10 * if.(feature[36-1] or feature[37-1] or feature[38-1])$	$-0.66 \pm 0.00$	$0.00 \pm 0.00$	$1.00 \pm 0.03$	$0.71 \pm 0.03$	$0.32 \pm 0.02$	$1.46 \pm 0.03$

## F Sample Reward Reflection Outputs

Here we provide the full output of two sample reward reflection procedures, in addition to the corresponding selected LLM candidate reward.

### F.1 Task: Older Age Bias

My goal was to create a Python reward function for RL in resource allocation, with the objective of: Focus on the most elderly by age distribution. I tried several reward functions for this task. Below, I have the given reward function, and the corresponding distribution of reward achieved across 44 agent features.

A description of the features is as follows:

```
Index Name DataType
[sensitive features hidden]
7. Ages 10-20 - Binary
8. Ages 21-30 - Binary
9. Ages 31-40 - Binary
10. Ages 41-50 - Binary
11. Ages 51-60 - Binary
12. Speaks Hindi - Binary
13. Speaks Marathi - Binary
14. Speaks Gujarati - Binary
15. Speaks Kannada - Binary
16. Education level 1/7 -- illiterate - Binary
17. Education level 2/7 -- 1-5th Grade Completed - Binary
18. Education level 3/7 -- 6-9th Grade Completed - Binary
19. Education level 4/7 -- 10th Grade Passed - Binary
20. Education level 5/7 -- 12th Grade Passed - Binary
21. Education level 6/7 -- Graduate - Binary
22. Education level 7/7 -- Post graduate - Binary
23. Phone owner 0 (e.g., woman) - Binary
24. Phone owner 1 (e.g., husband) - Binary
25. Phone owner 2 (e.g., family) - Binary
26. To be called from 8:30am-10:30am - Binary
27. To be called from 10:30am-12:30pm - Binary
28. To be called from 12:30pm-3:30pm - Binary
29. To be called from 3:30pm-5:30pm - Binary
30. To be called from 5:30pm-7:30pm - Binary
31. To be called from 7:30pm-9:30pm - Binary
32. NGO - Binary
33. ARMMAN - Binary
34. PHC - Binary
35. Income bracket -1 (no income) - Binary
36. Income bracket 1 (e.g., 0-5000) - Binary
37. Income bracket 2 (e.g., 5001-10000) - Binary
38. Income bracket 3 (e.g., 10001-15000) - Binary
39. Income bracket 4 (e.g., 15001-20000) - Binary
40. Income bracket 5 (e.g., 20001-25000) - Binary
```

```
41. Income bracket 6 (e.g., 25001-30000) - Binary
42. Income bracket 7 (e.g., 30000-999999) - Binary
```

Below are the reward functions I used and their corresponding reward distributions:

Index 0:

Reward Function:

```
state*agent_feats[10]+state+(state*agent_feats[10]==0)*agent_feats[11]
```

Reflection:

```
[sensitive features hidden]
```

Category: Ages

```
Ages 10-20: 1.30%
Ages 21-30: 13.46%
Ages 31-40: 10.46%
Ages 41-50: 2.57%
Ages 51-60: 72.23%
```

Category: Income

```
Income bracket -1 (no income): 0.00%
Income bracket 1 (e.g., 0-5000): 7.38%
Income bracket 2 (e.g., 5001-10000): 10.04%
Income bracket 3 (e.g., 10001-15000): 79.31%
Income bracket 4 (e.g., 15001-20000): 1.32%
Income bracket 5 (e.g., 20001-25000): 1.29%
Income bracket 6 (e.g., 25001-30000): 0.00%
Income bracket 7 (e.g., 30000-999999): 0.67%
```

Category: Calling Times

```
8:30am-10:30am: 79.52%
10:30am-12:30pm: 2.65%
12:30pm-3:30pm: 7.85%
3:30pm-5:30pm: 3.33%
5:30pm-7:30pm: 2.68%
7:30pm-9:30pm: 3.98%
```

Category: Education Levels

```
Illiterate: 2.80%
1-5th Grade Completed: 2.56%
6-9th Grade Completed: 5.37%
10th Grade Passed: 9.15%
12th Grade Passed: 3.96%
Graduate: 0.67%
Post graduate: 75.49%
```

Category: Languages Spoken

```
Speaks Hindi: 90.92%
Speaks Marathi: 9.08%
Speaks Gujarati: 0.00%
Speaks Kannada: 0.00%
```

Category: Phone Owners

```
Phone owner - Wom.: 98.59%
Phone owner - Hus.: 1.41%
Phone owner - Fam.: 0.00%
```

Category: Organizations

```
NGO: 90.70%
```



ARMMAN: 9.30%  
PHC: 0.00%

Index 1:  
Reward Function: state \* agent\_feats[10] \*  
agent\_feats[11]  
Reflection:  
,

[some sensitive features hidden]

Category: Ages  
Ages 10-20: 4.45%  
Ages 21-30: 49.12%  
Ages 31-40: 37.26%  
Ages 41-50: 9.18%  
Ages 51-60: 0.00%

Category: Income  
Income bracket -1 (no income): 0.00%  
Income bracket 1 (e.g., 0-5000): 23.70%  
Income bracket 2 (e.g., 5001-10000): 42.50%  
Income bracket 3 (e.g., 10001-15000): 24.82%  
Income bracket 4 (e.g., 15001-20000): 4.48%  
Income bracket 5 (e.g., 20001-25000): 4.50%  
Income bracket 6 (e.g., 25001-30000): 0.00%  
Income bracket 7 (e.g., 30000-999999): 0.00%

Category: Calling Times  
8:30am-10:30am: 25.53%  
10:30am-12:30pm: 11.45%  
12:30pm-3:30pm: 26.00%  
3:30pm-5:30pm: 13.50%  
5:30pm-7:30pm: 11.58%  
7:30pm-9:30pm: 11.94%

Category: Education Levels  
Illiterate: 10.12%  
1-5th Grade Completed: 8.83%  
6-9th Grade Completed: 26.09%  
10th Grade Passed: 29.74%  
12th Grade Passed: 11.35%  
Graduate: 2.27%  
Post graduate: 11.60%

Category: Languages Spoken  
Speaks Hindi: 66.41%  
Speaks Marathi: 33.59%  
Speaks Gujarati: 0.00%  
Speaks Kannada: 0.00%

Category: Phone Owners  
Phone owner - Wom.: 95.01%  
Phone owner - Hus.: 4.99%  
Phone owner - Fam.: 0.00%

Category: Organizations  
NGO: 71.38%  
ARMMAN: 28.62%  
PHC: 0.00%

Based on the above reward distributions and  
the given goal: Focus on the most  
elderly by age distribution., please identify  
the index of the most effective

reward function. Provide your answer EXACTLY  
IN the following format: 'The best  
reward function is at index: [INDEX]'.  
The best reward function is at index: 0

## F.2 Task: Technologically Challenged

My goal was to create a Python reward  
function for RL in resource allocation,  
with the objective of: Infer technical  
challenges in reaching the phone that  
could indicate 'at-risk' beneficiaries and  
give preference. I tried several  
reward functions for this task. Below, I have  
the given reward function, and the  
corresponding distribution of reward achieved  
across 44 agent features. A

description of the features is as follows:

Index Name DataType  
[sensitive features hidden]  
7. Ages 10-20 - Binary  
8. Ages 21-30 - Binary  
9. Ages 31-40 - Binary  
10. Ages 41-50 - Binary  
11. Ages 51-60 - Binary  
12. Speaks Hindi - Binary  
13. Speaks Marathi - Binary  
14. Speaks Gujarati - Binary  
15. Speaks Kannada - Binary  
16. Education level 1/7 -- illiterate -  
Binary  
17. Education level 2/7 -- 1-5th Grade  
Completed - Binary  
18. Education level 3/7 -- 6-9th Grade  
Completed - Binary  
19. Education level 4/7 -- 10th Grade Passed  
- Binary  
20. Education level 5/7 -- 12th Grade Passed  
- Binary  
21. Education level 6/7 -- Graduate - Binary  
22. Education level 7/7 -- Post graduate -  
Binary  
23. Phone owner 0 (e.g., woman) - Binary  
24. Phone owner 1 (e.g., husband) - Binary  
25. Phone owner 2 (e.g., family) - Binary  
26. To be called from 8:30am-10:30am -  
Binary  
27. To be called from 10:30am-12:30pm -  
Binary  
28. To be called from 12:30pm-3:30pm -  
Binary  
29. To be called from 3:30pm-5:30pm - Binary  
30. To be called from 5:30pm-7:30pm - Binary  
31. To be called from 7:30pm-9:30pm - Binary  
32. NGO - Binary  
33. ARMMAN - Binary  
34. PHC - Binary  
35. Income bracket -1 (no income) - Binary  
36. Income bracket 1 (e.g., 0-5000) - Binary  
37. Income bracket 2 (e.g., 5001-10000) -  
Binary  
38. Income bracket 3 (e.g., 10001-15000) -  
Binary  
39. Income bracket 4 (e.g., 15001-20000) -  
Binary

- 40. Income bracket 5 (e.g., 20001-25000) - Binary
- 41. Income bracket 6 (e.g., 25001-30000) - Binary
- 42. Income bracket 7 (e.g., 30000-999999) - Binary

Below are the reward functions I used and their corresponding reward distributions:

Index 0:

Reward Function:  $2*state*(agent\_feats[0]<36) + 3*state*(agent\_feats[4]==1 \text{ or } agent\_feats[4]==2) + 4*state*(agent\_feats[5]<2)$

Reflection:

'  
[sensitive features hidden]

Category: Ages

Ages 10-20: 1.97%  
Ages 21-30: 8.36%  
Ages 31-40: 89.25%  
Ages 41-50: 0.42%  
Ages 51-60: 0.00%

Category: Income

Income bracket -1 (no income): 0.00%  
Income bracket 1 (e.g., 0-5000): 1.56%  
Income bracket 2 (e.g., 5001-10000): 48.97%  
Income bracket 3 (e.g., 10001-15000): 47.48%  
Income bracket 4 (e.g., 15001-20000): 1.17%  
Income bracket 5 (e.g., 20001-25000): 0.82%  
Income bracket 6 (e.g., 25001-30000): 0.00%  
Income bracket 7 (e.g., 30000-999999): 0.00%

Category: Calling Times

8:30am-10:30am: 2.75%  
10:30am-12:30pm: 2.44%  
12:30pm-3:30pm: 45.75%  
3:30pm-5:30pm: 1.57%  
5:30pm-7:30pm: 45.09%  
7:30pm-9:30pm: 2.39%

Category: Education Levels

Illiterate: 0.00%  
1-5th Grade Completed: 2.79%  
6-9th Grade Completed: 48.13%  
10th Grade Passed: 2.42%  
12th Grade Passed: 3.70%  
Graduate: 0.40%  
Post graduate: 42.56%

Category: Languages Spoken

Speaks Hindi: 10.79%  
Speaks Marathi: 89.21%  
Speaks Gujarati: 0.00%  
Speaks Kannada: 0.00%

Category: Phone Owners

Phone owner - Wom.: 16.37%  
Phone owner - Hus.: 83.63%  
Phone owner - Fam.: 0.00%

Category: Organizations

NGO: 95.53%  
ARMMAN: 4.47%  
PHC: 0.00%

Index 1:

Reward Function:  $-3.*(agent\_feats[30] \text{ or } agent\_feats[31] \text{ or } agent\_feats[32] \text{ or } agent\_feats[33] \text{ or } agent\_feats[34] \text{ or } agent\_feats[35] \text{ or } agent\_feats[36] \text{ or } agent\_feats[37] \text{ or } agent\_feats[38] \text{ or } agent\_feats[39]) + state*1.$

Reflection:

'  
[sensitive features hidden]

Category: Ages

Ages 10-20: 0.91%  
Ages 21-30: 50.16%  
Ages 31-40: 48.70%  
Ages 41-50: 0.23%  
Ages 51-60: 0.00%

Category: Income

Income bracket -1 (no income): 0.00%  
Income bracket 1 (e.g., 0-5000): 0.66%  
Income bracket 2 (e.g., 5001-10000): 72.25%  
Income bracket 3 (e.g., 10001-15000): 25.95%  
Income bracket 4 (e.g., 15001-20000): 0.67%  
Income bracket 5 (e.g., 20001-25000): 0.47%  
Income bracket 6 (e.g., 25001-30000): 0.00%  
Income bracket 7 (e.g., 30000-999999): 0.00%

Category: Calling Times

8:30am-10:30am: 1.10%  
10:30am-12:30pm: 1.38%  
12:30pm-3:30pm: 47.13%  
3:30pm-5:30pm: 0.89%  
5:30pm-7:30pm: 24.65%  
7:30pm-9:30pm: 24.85%

Category: Education Levels

Illiterate: 0.00%  
1-5th Grade Completed: 1.36%  
6-9th Grade Completed: 48.56%  
10th Grade Passed: 1.14%  
12th Grade Passed: 25.36%  
Graduate: 0.22%  
Post graduate: 23.37%

Category: Languages Spoken

Speaks Hindi: 27.75%  
Speaks Marathi: 72.25%  
Speaks Gujarati: 0.00%  
Speaks Kannada: 0.00%

Category: Phone Owners

Phone owner - Wom.: 8.81%  
Phone owner - Hus.: 69.26%  
Phone owner - Fam.: 21.93%

Category: Organizations

NGO: 97.52%  
ARMMAN: 2.48%

PHC: 0.00%

Based on the above reward distributions and the given goal: Infer technical challenges in reaching the phone that could indicate 'at-risk' beneficiaries and give preference., please identify the index of the most effective reward function. Provide your answer EXACTLY IN the following format: 'The best reward function is at index: [INDEX]'.  
The best reward function is at index: 1

## G Generated Reward Functions

Here we give all generated reward functions seen in Appendix E from the LLM. We first give the task description, which is fed to the LLM, the corresponding ground truth base reward, and then the generated LLM rewards in order of seed. Note that we have processed the original raw indices into feature labels for interpretability.

### G.1 Focus on the most elderly by age distribution.

Ground truth base:  $\lambda$  agent\_feats, state:  
 $state \cdot 1 + \text{if}(\text{state}) * 10.0 * \text{agent\_feats.age\_51\_to\_60}$

- 0:  $state * (\text{agent\_feats.age\_51\_to\_60} \text{ or } (\text{agent\_feats.age\_51\_to\_60} \text{ and } \text{agent\_feats.days\_to\_first\_call} \geq 10))$
- 1:  $state * (\text{agent\_feats.age\_51\_to\_60} \text{ or } \text{agent\_feats.ages41\_to\_50})$
- 2:  $state * \text{agent\_feats.age\_51\_to\_60}$
- 3:  $2 * state * (\text{agent\_feats.age\_51\_to\_60} \text{ or } (\text{agent\_feats.ages41\_to\_50} \text{ and } \text{agent\_feats.to\_be\_called730pm\_930pm}))$
- 4:  $state * \text{agent\_feats.ages41\_to\_50} \text{ or } state * \text{agent\_feats.age\_51\_to\_60}$
- 5:  $state * (\text{agent\_feats.age\_51\_to\_60} \text{ or } \text{agent\_feats.ages41\_to\_50}) + 1$
- 6:  $2 * state + 20 * (\text{agent\_feats.age\_51\_to\_60} \text{ and } state)$
- 7:  $state * (\text{agent\_feats.ages41\_to\_50} \text{ or } \text{agent\_feats.age\_51\_to\_60})$
- 8:  $state * (\text{agent\_feats.age\_51\_to\_60} \text{ or } (\text{agent\_feats.ages41\_to\_50} \text{ and } \text{agent\_feats.age\_51\_to\_60}))$
- 9:  $state * (\text{agent\_feats.age\_51\_to\_60} \text{ or } \text{agent\_feats.ages41\_to\_50})$

### G.2 The lowest income bracket distribution tail is very important, focus heavily on the top 12.5%.

Ground truth base:  $\lambda$  agent\_feats, state:  
 $state + \text{if}(\text{state}) * \text{HEAVILY\_MODIFIER} * \text{agent\_feats.second\_least\_income}$

- 0:  $state * \max(0, \text{agent\_feats.highest\_income\_bracket} - \text{agent\_feats.no\_or\_least\_income})$

- 1:  $state * (\text{agent\_feats.third\_highest\_income\_bracket} \text{ or } \text{agent\_feats.second\_highest\_income\_bracket} \text{ or } \text{agent\_feats.highest\_income\_bracket})$
- 2:  $state * \max(0, \text{agent\_feats.null} - 0.875) * (\text{agent\_feats.highest\_income\_bracket} \text{ or } \text{agent\_feats.second\_highest\_income\_bracket} \text{ or } \text{agent\_feats.third\_highest\_income\_bracket})$
- 3:  $state * ((\text{agent\_feats.second\_least\_income} \text{ and not } (\text{agent\_feats.no\_or\_least\_income})) \text{ or } (\text{agent\_feats.third\_lowest\_income\_bracket} \text{ and not } (\text{agent\_feats.second\_least\_income})) \text{ or } (\text{agent\_feats.fourth\_lowest\_income\_bracket} \text{ and not } (\text{agent\_feats.third\_lowest\_income\_bracket})) \text{ or } (\text{agent\_feats.middle\_income\_bracket} \text{ and not } (\text{agent\_feats.fourth\_lowest\_income\_bracket})) \text{ or } (\text{agent\_feats.third\_highest\_income\_bracket} \text{ and not } (\text{agent\_feats.middle\_income\_bracket})) \text{ or } (\text{agent\_feats.second\_highest\_income\_bracket} \text{ or } \text{agent\_feats.highest\_income\_bracket}))$
- 4:  $state * (\text{agent\_feats.to\_be\_called730pm\_930pm} \text{ or } \text{agent\_feats.no\_or\_least\_income}) \text{ or } (\text{agent\_feats.second\_least\_income} \text{ and } \text{agent\_feats.third\_lowest\_income\_bracket} \text{ and } \text{agent\_feats.fourth\_lowest\_income\_bracket} \text{ and } \text{agent\_feats.middle\_income\_bracket} \text{ and } \text{agent\_feats.third\_highest\_income\_bracket} \text{ and } \text{agent\_feats.second\_highest\_income\_bracket} \text{ and } \text{agent\_feats.highest\_income\_bracket})$
- 5:  $(\text{agent\_feats.highest\_income\_bracket} \text{ and } state * 8) - (\text{agent\_feats.no\_or\_least\_income} \text{ and } state * 4)$
- 6:  $state * (5 * \text{agent\_feats.highest\_income\_bracket} - (\text{agent\_feats.no\_or\_least\_income} \text{ and not } (\text{agent\_feats.second\_least\_income} \text{ or } \text{agent\_feats.third\_lowest\_income\_bracket} \text{ or } \text{agent\_feats.fourth\_lowest\_income\_bracket} \text{ or } \text{agent\_feats.middle\_income\_bracket} \text{ or } \text{agent\_feats.third\_highest\_income\_bracket} \text{ or } \text{agent\_feats.second\_highest\_income\_bracket})))$
- 7:  $100000 * state * (\text{agent\_feats.third\_highest\_income\_bracket} \text{ or } \text{agent\_feats.second\_highest\_income\_bracket} \text{ or } \text{agent\_feats.highest\_income\_bracket})$
- 8:  $state * 100 * \text{agent\_feats.highest\_income\_bracket} ** 2$
- 9:  $state * (\text{agent\_feats.second\_highest\_income\_bracket} \text{ and } \text{agent\_feats.highest\_income\_bracket})$

### G.3 Select solely those who speak Hindi to analyze how this would affect the calls made to our beneficiaries.

Ground truth base: lambda agent\_feats, state:  
state\*.1 \* if\_(agent\_feats.speaks\_hindi)

- 0: state \* agent\_feats.speaks\_hindi
- 1: state \* (agent\_feats.speaks\_hindi and not (agent\_feats.speaks\_marathi or agent\_feats.speaks\_gujurati or agent\_feats.speaks\_kannada))
- 2: (2 \* state \* agent\_feats.speaks\_hindi) + (3 \* state)
- 3: state \* (agent\_feats.speaks\_hindi and (not agent\_feats.speaks\_marathi and not agent\_feats.speaks\_gujurati and not agent\_feats.speaks\_kannada))
- 4: state \* agent\_feats.speaks\_hindi
- 5: state\*(agent\_feats.speaks\_hindi)
- 6: state \* agent\_feats.speaks\_hindi
- 7: 1.2 \* state \* agent\_feats.speaks\_hindi
- 8: state \* (agent\_feats.speaks\_hindi and (agent\_feats.speaks\_hindi or (not agent\_feats.speaks\_hindi and not agent\_feats.speaks\_marathi and not agent\_feats.speaks\_gujurati and not agent\_feats.speaks\_kannada)))
- 9: state \* 2 \* agent\_feats.speaks\_hindi

#### G.4 Focus only on both the young and elderly.

Ground truth base: lambda agent\_feats, state:  
state \* if\_(agent\_feats.ages\_51\_to\_60 or agent\_feats.ages\_10\_to\_20)

- 0: state \* (agent\_feats.ages10\_to\_20 or agent\_feats.age\_51\_to\_60)
- 1: state \* (agent\_feats.ages10\_to\_20 and agent\_feats.age\_51\_to\_60)
- 2: state \* (agent\_feats.ages10\_to\_20 or agent\_feats.age\_51\_to\_60)
- 3: state \* (agent\_feats.ages10\_to\_20 or (agent\_feats.ages41\_to\_50 and agent\_feats.age\_51\_to\_60))
- 4: state \* (agent\_feats.ages41\_to\_50 or agent\_feats.ages10\_to\_20)
- 5: state \* ((agent\_feats.age\_51\_to\_60 and not agent\_feats.ages10\_to\_20) or (agent\_feats.ages10\_to\_20 and not agent\_feats.age\_51\_to\_60))
- 6: state \* ((agent\_feats.ages10\_to\_20 or agent\_feats.ages41\_to\_50) and not (agent\_feats.ages\_21\_to\_30 or agent\_feats.ages\_31\_to\_40))
- 7: state\*(agent\_feats.ages10\_to\_20 and agent\_feats.age\_51\_to\_60)
- 8: state \* ((agent\_feats.ages10\_to\_20 and agent\_feats.ages41\_to\_50) or (agent\_feats.age\_51\_to\_60 and agent\_feats.ages41\_to\_50))
- 9: state \* (agent\_feats.ages10\_to\_20 or agent\_feats.age\_51\_to\_60)

#### G.5 Weigh the lowest income bracket groups, the lowest earners in the population.

Ground truth base: lambda agent\_feats, state:  
state + if\_(state) \* 10.0 \* if\_(agent\_feats.least\_income\_bracket or

agent\_feats.second\_least\_income or agent\_feats.third\_lowest\_income\_bracket)

- 0: state \* (1 - agent\_feats.no\_or\_least\_income - agent\_feats.second\_least\_income)
- 1: state \* (1-agent\_feats.no\_or\_least\_income) \* (1-agent\_feats.second\_least\_income) \* (1-agent\_feats.third\_lowest\_income\_bracket) \* (1-agent\_feats.fourth\_lowest\_income\_bracket) \* (1-agent\_feats.middle\_income\_bracket) \* (1-agent\_feats.third\_highest\_income\_bracket) \* (1-agent\_feats.second\_highest\_income\_bracket)
- 2: state \* (not agent\_feats.no\_or\_least\_income or not agent\_feats.second\_least\_income)
- 3: state \* (agent\_feats.no\_or\_least\_income or agent\_feats.second\_least\_income or agent\_feats.third\_lowest\_income\_bracket or agent\_feats.fourth\_lowest\_income\_bracket or agent\_feats.middle\_income\_bracket or agent\_feats.third\_highest\_income\_bracket or agent\_feats.second\_highest\_income\_bracket or agent\_feats.highest\_income\_bracket)
- 4: 100 \* state \* agent\_feats.no\_or\_least\_income
- 5: 25 + state \* agent\_feats.no\_or\_least\_income + (50 \* state \* agent\_feats.second\_least\_income)
- 6: state \* (agent\_feats.no\_or\_least\_income or agent\_feats.second\_least\_income or agent\_feats.third\_lowest\_income\_bracket or agent\_feats.fourth\_lowest\_income\_bracket or agent\_feats.middle\_income\_bracket or agent\_feats.third\_highest\_income\_bracket)
- 7: (state \* agent\_feats.no\_or\_least\_income) or (state \* agent\_feats.second\_least\_income)
- 8: state \* (5 - (agent\_feats.no\_or\_least\_income or agent\_feats.second\_least\_income))
- 9: max(1.0, state\*(1.1 if agent\_feats.no\_or\_least\_income or agent\_feats.second\_least\_income else agent\_feats.third\_lowest\_income\_bracket or agent\_feats.fourth\_lowest\_income\_bracket or agent\_feats.middle\_income\_bracket or agent\_feats.third\_highest\_income\_bracket or agent\_feats.second\_highest\_income\_bracket or agent\_feats.highest\_income\_bracket))

#### G.6 Combine the distributions of 'age' and 'education' to heavily give precedence to low income impoverished youth.

Ground truth base: lambda agent\_feats, state:  
state\*.1 + if\_(state) \* 10.0 \* if\_(

```

agent_feats.ages_10_to_20 and agent_feats
.education_level_1)
0: state * (agent_feats.no_or_least_income
and ((agent_feats.ages10_to_20 or
agent_feats.ages_21_to_30) and (
agent_feats.education_level_1 or
agent_feats.education_level_2)))
1: state * (agent_feats.no_or_least_income
and agent_feats.education_level5 and
agent_feats.ages10_to_20)
2: state * (agent_feats.ages41_to_50 and
agent_feats.education_level_1 and
agent_feats.no_or_least_income and
agent_feats.days_to_first_call > 15) +
state * (agent_feats.ages41_to_50 and
agent_feats.education_level_2 and
agent_feats.second_least_income and
agent_feats.days_to_first_call > 15) +
state * (agent_feats.ages41_to_50 and
agent_feats.education_level_3 and
agent_feats.third_lowest_income_bracket
and agent_feats.days_to_first_call > 15)
3:(state and (agent_feats.no_or_least_income
or (agent_feats.education_level_6 and
agent_feats.ages10_to_20)))
4:state * ( (agent_feats.education_level_1
and agent_feats.no_or_least_income) or (
agent_feats.education_level_2 and
agent_feats.second_least_income) or (
agent_feats.education_level_3 and
agent_feats.third_lowest_income_bracket)
or (agent_feats.education_level_4 and
agent_feats.fourth_lowest_income_bracket)
)
5: state * (agent_feats.ages10_to_20 and (
agent_feats.education_level_6 or
agent_feats.education_level_7) and
agent_feats.no_or_least_income)
6: 100 * state * (agent_feats.ages10_to_20
and (agent_feats.education_level_1 or
agent_feats.education_level_3 or
agent_feats.education_level5) and
agent_feats.no_or_least_income)
7: 2*state*(agent_feats.no_or_least_income
and (agent_feats.ages41_to_50 or
agent_feats.age_51_to_60 or agent_feats.
speaks_hindi) and (agent_feats.
education_level_1 or agent_feats.
education_level_2 or agent_feats.
education_level_3))
8: state * (agent_feats.no_or_least_income
and (agent_feats.education_level_1 or
agent_feats.education_level_2 or
agent_feats.education_level_3))
9: state * (agent_feats.no_or_least_income
and ((agent_feats.ages10_to_20 or
agent_feats.ages_21_to_30) and (
agent_feats.education_level_1 or
agent_feats.education_level_2 or
agent_feats.education_level_3)))

```

**G.7 Advantage those who prefer being called between 12:30pm-3:30pm and are registered at an NGO.**

```

Ground truth base: lambda agent_feats, state:
state*.1 + if_(state) * 10.0 * if_(
agent_feats.called1030am_to_1230pm and
agent_feats.ngo)
0: state * (agent_feats.ngo and agent_feats.
called1230_to_330) * (agent_feats.
ages10_to_20 or agent_feats.ages_21_to_30
or agent_feats.ages_31_to_40)
1: state * agent_feats.ngo * agent_feats.
called1230_to_330 * agent_feats.
age_51_to_60 * agent_feats.speaks_hindi
2: state * (agent_feats.called1230_to_330 and
agent_feats.ngo)
3: state * (agent_feats.called1230_to_330 + (
agent_feats.ngo and agent_feats.
called1230_to_330))
4:(state and (agent_feats.called1230_to_330
or agent_feats.ngo)) + (2*state*
agent_feats.called1230_to_330*agent_feats
.ngo)
5:state * (agent_feats.called1230_to_330 and
(agent_feats.ngo or not agent_feats.
called1230_to_330))
6: state * (agent_feats.ngo and agent_feats.
called1230_to_330) + state * (agent_feats
.ngo and agent_feats.ages_21_to_30 and
not agent_feats.ages_31_to_40 and not
agent_feats.ages41_to_50)
7: state * (agent_feats.ngo and agent_feats.
called1230_to_330 and (agent_feats.
ages10_to_20 or agent_feats.ages_21_to_30
or agent_feats.ages_31_to_40 or
agent_feats.ages41_to_50))
8: state * (agent_feats.ngo and agent_feats.
called1230_to_330 and ((agent_feats.
to_be_called830am_to_1030am or
agent_feats.to_be_called1030am_1230pm) or
(not agent_feats.
to_be_called830am_to_1030am and not
agent_feats.to_be_called1030am_1230pm)))
9:state * (agent_feats.ngo and agent_feats.
called1230_to_330 and agent_feats.
ages41_to_50 or (agent_feats.ngo and
agent_feats.called1230_to_330))

```

**G.8 Prefer the income bracket bounds for the middle 40% of the population.**

```

Ground truth base: lambda agent_feats, state:
state*.1 + if_(state) * 10.0 * if_(
agent_feats.fourth_lowest_income_bracket
or agent_feats.middle_income_bracket or
agent_feats.third_highest_incom_bracket)
0:state * (agent_feats.second_least_income or
agent_feats.third_lowest_income_bracket
or agent_feats.
fourth_lowest_income_bracket or
agent_feats.middle_income_bracket or
agent_feats.third_highest_income_bracket)
1: state * ((agent_feats.second_least_income
or agent_feats.
third_lowest_income_bracket or
agent_feats.fourth_lowest_income_bracket
or agent_feats.middle_income_bracket) and

```



```

not (agent_feats.no_or_least_income or
agent_feats.third_highest_income_bracket
or agent_feats.
second_highest_income_bracket or
agent_feats.highest_income_bracket))
2: state * (agent_feats.second_least_income
or agent_feats.
third_lowest_income_bracket or
agent_feats.fourth_lowest_income_bracket
or agent_feats.middle_income_bracket)
3: state * ((agent_feats.
fourth_lowest_income_bracket or
agent_feats.middle_income_bracket) and
not (agent_feats.second_least_income or
agent_feats.third_lowest_income_bracket
or agent_feats.
third_highest_income_bracket or
agent_feats.second_highest_income_bracket
or agent_feats.highest_income_bracket))
4: state * (agent_feats.second_least_income
or agent_feats.
third_lowest_income_bracket or
agent_feats.fourth_lowest_income_bracket
or agent_feats.middle_income_bracket)
5: state * (agent_feats.
third_lowest_income_bracket and
agent_feats.fourth_lowest_income_bracket
and agent_feats.middle_income_bracket)
6: state * (agent_feats.
third_lowest_income_bracket and
agent_feats.fourth_lowest_income_bracket
and agent_feats.middle_income_bracket and
agent_feats.third_highest_income_bracket
)
7: state * agent_feats.
fourth_lowest_income_bracket
8: state * (agent_feats.second_least_income
and agent_feats.
third_lowest_income_bracket and
agent_feats.fourth_lowest_income_bracket
and agent_feats.middle_income_bracket and
not (agent_feats.no_or_least_income or
agent_feats.third_highest_income_bracket
or agent_feats.
second_highest_income_bracket or
agent_feats.highest_income_bracket))
9: state * ((agent_feats.second_least_income
and agent_feats.
third_lowest_income_bracket and
agent_feats.fourth_lowest_income_bracket
and agent_feats.middle_income_bracket and
not agent_feats.
third_highest_income_bracket) or (
agent_feats.second_least_income and
agent_feats.third_lowest_income_bracket
and agent_feats.
fourth_lowest_income_bracket and
agent_feats.middle_income_bracket and
agent_feats.third_highest_income_bracket)
)

```

### G.9 Fixate on those Marathi-speakers with middle-aged folks.

```

Ground truth base: lambda agent_feats, state:
state*.1 + if_(state) * 10.0 * if_(
agent_feats.speaks_marathi and (
agent_feats.ages31_to_40 or agent_feats.
ages41_to_50))
0: state * (agent_feats.speaks_marathi and (
agent_feats.ages_21_to_30 or agent_feats.
ages_31_to_40 or agent_feats.ages41_to_50
))
1: state * (agent_feats.speaks_marathi and
agent_feats.ages_31_to_40 and agent_feats
.called530pm_to_730pm)
2: state * (agent_feats.speaks_marathi and
agent_feats.ages_31_to_40)
3: 2 * state and (18 and agent_feats.
speaks_marathi and agent_feats.
ages_31_to_40 and agent_feats.
phone_owner_husband)
4: state * (agent_feats.speaks_marathi and
agent_feats.ages_31_to_40 and agent_feats
.education_level_7)
5: state * (agent_feats.speaks_marathi and
agent_feats.ages_31_to_40)
6: 2*state*(agent_feats.speaks_marathi and ((
agent_feats.ages_31_to_40 or agent_feats.
ages41_to_50) or (agent_feats.
ages_21_to_30 and agent_feats.
age_51_to_60)))
7: state * agent_feats.speaks_marathi *
agent_feats.ages41_to_50
8: 1 + 5*state + 40*(state and agent_feats.
speaks_marathi and agent_feats.
ages_31_to_40) + 10*agent_feats.
ages_21_to_30
9: state * (agent_feats.speaks_marathi and (
agent_feats.ages_31_to_40 or agent_feats.
ages41_to_50))

```

### G.10 Give more attention for beneficiaries who likely work early in the morning and late at night.

```

Ground truth base: lambda agent_feats, state:
state*.1+ if_(state) * 10.0 * if_(
agent_feats.to_be_called830am_to1030am or
agent_feats.called_1230pm_to_330pm)
0: state * (agent_feats.
to_be_called830am_to_1030am or
agent_feats.to_be_called730pm_930pm)
1: state * (agent_feats.
to_be_called830am_to_1030am or
agent_feats.to_be_called730pm_930pm)
2: state * (agent_feats.
to_be_called830am_to_1030am or
agent_feats.to_be_called730pm_930pm)
3: 10 * state * (agent_feats.
to_be_called830am_to_1030am or
agent_feats.to_be_called730pm_930pm)
4: state * (agent_feats.
to_be_called830am_to_1030am and
agent_feats.to_be_called730pm_930pm)
5: state * (agent_feats.
to_be_called830am_to_1030am or
agent_feats.to_be_called730pm_930pm)

```

```

6: state * ((agent_feats.called1230_to_330 or
  agent_feats.to_be_called330pm_to_530pm)
  and (agent_feats.
  to_be_called830am_to_1030am or
  agent_feats.to_be_called730pm_930pm))
7: state * ((agent_feats.
  to_be_called830am_to_1030am and
  agent_feats.to_be_called730pm_930pm) or (
  agent_feats.to_be_called1030am_1230pm and
  agent_feats.called1230_to_330)) or (
  agent_feats.to_be_called330pm_to_530pm
  and agent_feats.called530pm_to_730pm))
8: state * ((agent_feats.
  to_be_called830am_to_1030am or
  agent_feats.to_be_called730pm_930pm) or (
  agent_feats.to_be_called1030am_1230pm or
  agent_feats.called530pm_to_730pm) or (
  agent_feats.called1230_to_330 or
  agent_feats.to_be_called330pm_to_530pm))
9: state*(agent_feats.
  to_be_called830am_to_1030am or
  agent_feats.to_be_called730pm_930pm)
  agent_feats.ngo + agent_feats.armman)
9: state*(agent_feats.
  enrollment_delivery_status and ((
  agent_feats.ages10_to_20 or agent_feats.
  ages_21_to_30 or agent_feats.
  ages_31_to_40 or agent_feats.ages41_to_50
  ) or (agent_feats.phone_owner_woman and
  not agent_feats.
  to_be_called830am_to_1030am and not
  agent_feats.to_be_called1030am_1230pm)))

```

### **G.11 Infer technical challenges in reaching the phone that could indicate 'at-risk' beneficiaries and give preference.**

```

Ground truth base: lambda agent_feats, state:
  state*.1+ if_(state) * 10.0 * if_((
  agent_feats.phone_owner_husband or
  agent_feats.phone_owner_family))
0: state * (agent_feats.ages41_to_50 or
  agent_feats.ngo)
1: state * ((agent_feats.education_level_1 or
  agent_feats.education_level_2) and
  agent_feats.highest_income_bracket)
2: state * (agent_feats.speaks_hindi and
  agent_feats.highest_income_bracket and
  agent_feats.phone_owner_woman or
  agent_feats.speaks_gujurati and
  agent_feats.to_be_called830am_to_1030am
  and agent_feats.to_be_called730pm_930pm)
3: state * ((not agent_feats.ages10_to_20)
  and (agent_feats.speaks_hindi or
  agent_feats.speaks_marathi))
4: state * ((agent_feats.
  enrollment_gestational_age < 37) and (
  agent_feats.days_to_first_call >15) or (
  agent_feats.to_be_called1030am_1230pm and
  agent_feats.speaks_marathi) or (
  agent_feats.enrollment_delivery_status
  and not agent_feats.ages_21_to_30))
5: state + 5 * (agent_feats.ages10_to_20 or
  agent_feats.education_level5 or
  agent_feats.to_be_called1030am_1230pm)
6: state * ((not agent_feats.
  phone_owner_woman) or agent_feats.
  days_to_first_call > 7)
7: state * ((agent_feats.education_level_2 or
  agent_feats.education_level_1) and (
  agent_feats.to_be_called1030am_1230pm or
  agent_feats.called1230_to_330))
8: state * (1.2*agent_feats.age_51_to_60 + (
  agent_feats.live_births_count == 0) +

```