

# Small Language Model Is a Good Guide for Large Language Model in Chinese Entity Relation Extraction

Xuemei Tang<sup>1,2</sup> and Jun Wang<sup>1,2</sup> and Qi Su<sup>3,2</sup>

<sup>1</sup>Department of Information Management, Peking University, Beijing, China

<sup>2</sup>Research Center for Digital Humanities of Peking University, Beijing, China

<sup>3</sup>School of Foreign Languages, Peking University, Beijing, China

tangxuemei@stu.pku.edu.cn

## Abstract

Recently, large language models (LLMs) have been successful in relational extraction (RE) tasks, especially in the few-shot learning. An important problem in the field of RE is long-tailed data, while not much attention is currently paid to this problem using LLM approaches. Therefore, in this paper, we propose SLMoLM, a model collaboration framework, to mitigate the data long-tail problem. In our framework, We use the “*Training-Guide-Predict*” strategy to combine the strengths of pre-trained language models (PLMs) and LLMs, where a task-specific PLM framework acts as a tutor, transfers task knowledge to the LLM, and guides the LLM in performing RE tasks. Our experiments on a RE dataset rich in relation types show that the approach in this paper facilitates RE of long-tail relation types.

## 1 Introduction

In joint relation extraction, various methods like multi-task learning, span-based approaches (Eberts and Ulges, 2021; Ji et al., 2020), and sequence labeling-based methods (Wei et al., 2020) have shown promise. These methods have outstanding results in enhancing task interaction and resolving overlapping entities. However, they often struggle with the long-tail problem due to limited labeled data for many labels. To address this, researchers use data balancing techniques and model improvements. Data balancing involves resampling underrepresented data and generating more labeled instances, while model improvements include techniques like assigning different weights to each category loss, such as Focal Loss (Lin et al., 2020). Moreover, some approaches focus on learning a label-unknown model and mapping instances to tight regions in the embedding space.

Large language models like GPT-3 have introduced In-context Learning (ICL) to improve performance with few-shot learning. However, ICL

is limited by the length of the LLM input and usually cannot choose too many examples to make full use of the supervised data when it is sufficient. On the contrary, small pre-trained language models can quickly adapt to fit different tasks, learn task-specific knowledge, and dominate both training and reasoning when supervised data is sufficient. Given the respective advantages of PLMs and LLMs, there seem to be some complementary between them. Currently, there have been some studies that have started to discuss the issue of PLMs enhancing the performance of LLMs, such as Li et al. help LLMs to improve their performance through PLMs, and Xu et al. (2023) use PLMs as plug-ins for LLMs, which act as a bridge between the large model and the task-specific data to achieve knowledge transfer and fusion.

Therefore, in this paper, we combine the respective advantages of PLMs and LLMs in the hope of fully utilizing labeled data while addressing the long-tail data problem. We propose a collaborative framework of PLMs and LLMs through “*Train-Guide-Predict*”. On one hand, it fully leverages the PLMs to learn task-specific knowledge of head categories, and on the other hand, it utilizes the extensive domain knowledge of the LLMs to handle categories with few samples. Specifically, the PLM is first trained on the training dataset to learn task-related knowledge and make predictions for new samples. Then, the prediction result of the PLM is used as a guide to assist the generation process of the LLM. When making predictions, the LLM incorporates the concept of a chain-of-thought (CoT), where it doesn’t directly output the prediction result but generates an explanation first, and then generates the final prediction result based on the explanation.

## 2 Related Work

Small PLMs fine-tuning with supervised data, such as BERT, RoBERTa, etc., perform well in many

natural language processing tasks. However, when dealing with complex tasks (e.g., fake news recognition, machine translation, recommendation) or low-resource domain tasks, PLMs face knowledge and capacity limitations [213]. Later, researchers found that scaling-up PLMs usually enhance downstream tasks and that LLMs show some new capabilities, such as ICL, to solve complex tasks during the scaling-up process. However, LLMs are not used in the same way as PLMs. They guide the model through the process of processing complex tasks mainly through prompts. In addition, LLMs can make use of external tools to improve their capabilities [211]. AutoML-GPT (Zhang et al., 2023) generates prompts based on user requests and instructs the GPT to connect to the AI model to achieve automatic processing from data, model, and tuning, etc. Visual ChatGPT (Wu et al., 2023) embeds a visual base model into ChatGPT to achieve multimodal generation. These works demonstrate the strong potential of LLMs to integrate external tools dedicated to improving the performance of natural language processing tasks by combining different models.

In practice, combining the strengths of both can more comprehensively meet the needs of different tasks and scenarios. For example, models can provide knowledge to each other, Yang et al. (2023) proposed SuperContext to augment LLM cues by utilizing supervised knowledge provided by task-specific fine-tuning models for out-of-distribution (OOD) datasets. Xu et al. (2023) improved on ICL to obtain SuperICL, which efficiently performs the LLM by combining it with a small plug-in model for supervisory tasks. Luo et al. (2023b) proposed the Parametric Knowledge Guiding (PKG) framework by fine-tuning the open-source LLMs to have the ability to generate background knowledge, and then using the background knowledge as a closed-source LLMs PKG is based on open-source LLMs and allows for offline memorization of any knowledge required by LLMs. A great advantage of LLMs is the ability to generate background knowledge and explanations for the predicted results. Hu et al. (2023) argued that current LLMs may not be able to replace PLMs fine-tuned in the detection of fake news, but they can be a good advisor to PLMs by providing guided explanations from multiple perspectives.

Model collaboration has also been applied in some specific tasks to mutually improve task perfor-

mance. Hendy et al. (2023) explored a hybrid approach that takes advantage of both GPT and Neural Machine Translation (NMT) systems, proposing the use of a Microsoft Translator (MS-Translator) as the primary system and switching to GPT as the backup system when its quality is poor. Cheng et al. (2023) proposed a synergistic framework that connects specialized translation models and generalized LLM into a single unified translation engine, which utilizes the translation results and confidence of the PLM to join the LLM context learning examples, mitigating the linguistic bias of the LLM, whilst the LLM helps mitigate the parallel data bias of PLM. Recommend systems not only need to predict user preferences but also need to provide explanations for the recommendations, Luo et al. (2023a) proposed the LLMXRec framework, which enables the close collaboration between previous recommendation models and LLMs-based explanation generators, generating explanations while ensuring the accuracy of the recommendation models, making full use of the LLMs in generalized inference and generative capabilities. In terms of information extraction, Ma et al. (2023) propose “filter-ranking” patterns to achieve model collaboration. The PLM is used to solve the information extraction of simple samples, and the difficult samples are selected according to the PLM, allowing the large model to predict the difficult samples.

### 3 Method

In building a model collaboration framework for relation extraction, the following questions need to be considered first: 1) Which PLM framework to use? 2) Which LLM to use? 3) How to achieve knowledge transfer from PLMs to LLMs?

To solve the first problem above, this paper compares a variety of commonly used entity relation joint extraction models and finally chooses the method that performs best on the dataset as the base PLM framework. When choosing a LLM, the performance, deployment cost, and computational resource consumption of current open-source LLMs need to be considered comprehensively. Although open-source LLMs are free, their deployment and use may be more consuming of computational resources. Because of this, we choose the closed-source LLM GPT-3.5 and Wenxin Yiyao, both of which can be used by directly calling the API interface. For the knowledge transfer problem, previous approaches to model collaboration typi-

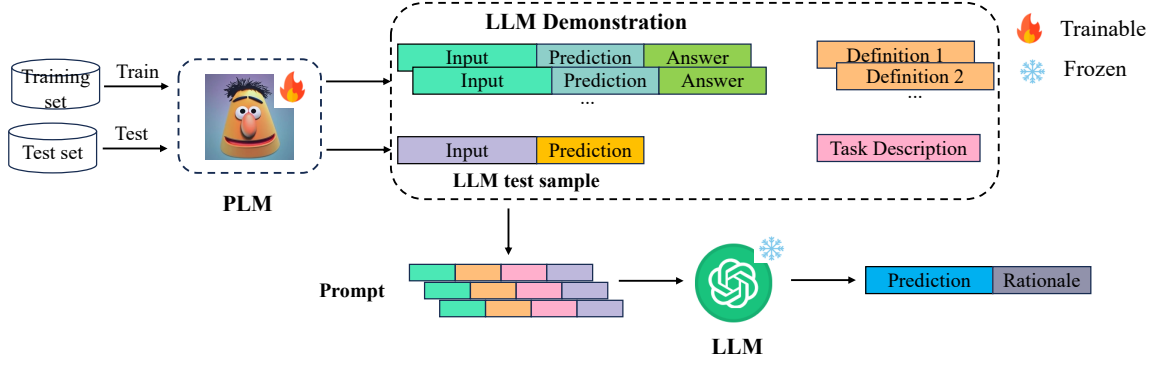


Figure 1: Model Collaboration Mechanism Illustration. “Definition” represents the definition of relation types.

cally involve using supervised knowledge output from PLM as hints or examples for LLM. This approach is also adopted in our paper, but several key issues need to be noted during the collaboration process: entity relation extraction differs from the classification task in that the output of the PLM is not a single label or probability, but rather contains both entity and triplet information. Therefore, it needs to be investigated how to integrate this information into knowledge understandable by the LLM. In addition, due to the richness of relation types in the dataset, there is a need to ensure that the LLM can understand and handle such diverse relation types.

Based on the above three issues, the following describes the model collaboration mechanism.

### 3.1 Model Collaboration

The model collaboration mechanism aims to leverage the strengths of each model to achieve better performance on the relation extraction task through a “Training-Guide-Predict” strategy. The illustration of model collaboration is shown in Figure 1, where the trained PLM acts as a mentor, and its prediction results will be used as part of the LLM prompt to guide the LLM to predict the input test samples without changing the parameters and to generate the rationale for the prediction results. In this way, the knowledge learned by the PLMs is transferred to the LLM in the hope that the LLM will make better predictions by combining the task knowledge of the PLM with its domain knowledge.

The collaboration between the PLM and the LLM (SLCoLM) is illustrated in Algorithm 1. Initially, the Spert framework from Eberts and Ulges (2021) is trained using the training set to obtain a mature relation extraction model  $M'_p$ . Subsequently,  $M'_p$  is utilized to predict all samples in the

#### Algorithm 1 SLCoLM

---

**Require:** Training set  $D_{\text{train}} = \{(x_1, y_1), \dots, (x_n, y_n)\}$ , validation set  $D_{\text{dev}} = \{(x_1, y_1), \dots, (x_m, y_m)\}$ , test set  $D_{\text{test}} = \{(x_1, y_1), \dots, (x_k, y_k)\}$ , LLM  $M_l$ , small PLM  $M'_p$ , task description  $I$ , definition of candidate relations  $d_c$ .

**Output:** Predicted result  $\tilde{y}_i$ , explanation  $e_i$

- 1: Fine-tune PLM  $M'_p$  on training set  $D_{\text{train}}$  to obtain entity relation extraction model  $M'_p$
- 2: Use  $M'_p$  to predict each sample  $x_k$  in  $D_{\text{dev}}$  and  $D_{\text{test}}$  to obtain corresponding triplet set  $y_k^*$  and probabilities  $p_k^*$
- 3: **for** each  $x_i$  in  $D_{\text{test}}$  **do**
- 4:     Find similar samples from  $D_{\text{dev}}$
- 5:     Use all samples to form demonstrations  $C$
- 6:     Prompt =  $C \oplus I \oplus d_c \oplus (x_i, y_i^*, p_i^*)$
- 7:     Use  $M_l$  to predict  $y'_i$  based on Prompt
- 8:     and generate  $e_i$
- 9:      $\tilde{y}_i = f_m(y_i^*, y'_i)$
- 10: **end for**

---

test set  $D_{\text{test}}$  and validation set  $D_{\text{dev}}$ , generating all predicted named entities, triples form  $y_k^*$  and their corresponding probabilities  $p_k^*$ (lines 1-2 of the algorithm).

The next step involves finding demonstration samples for each test sample and constructing prompts for the LLM  $M_l$ (lines 4-6 of the algorithm). Firstly, for each test sample in  $D_{\text{test}}$ ,  $N$  most semantically similar samples are retrieved from the validation set  $D_{\text{dev}}$ , to construct a demonstration set  $C$  where the function computes semantic similarity using cosine similarity. Then, all samples are organized into the demonstration set  $C$  according to certain rules and various methods of instantiation can be applied to the samples. As shown in Appendix ??,  $C$  commonly used for

ICL are typically direct pairings of samples and answers.

In the model collaboration mechanism, to fully utilize the knowledge learned by the  $M'_p$ , this study incorporates the predictions of the  $M'_p$  (including entities, triples, and their corresponding probabilities) as part of the demonstration, aiming to assist the LLM  $M_l$  in entity recognition and relation extraction. Representing the answers of the demonstration in JSON format here aims to facilitate easier parsing of the results generated by the LLM.

After obtaining the demonstration set  $C$ , candidate relation type definitions  $d_c$ , task description  $I$ , and test samples are concatenated in sequence to form the prompt. The task description  $I$  includes the task objectives and all possible labels. In the process of model collaboration, the task objective of the LLM is to modify and supplement the predictions of the PLM. The relation extraction in model collaboration only extracts triples.

### 3.2 Candidate Relation Type Selection

The relation types in some datasets are very diverse and some relations have strong domain attributes. Therefore, a clear definition of relations is crucial for the LLM to extract relations. Therefore, we manually wrote definitions for each relationship type. If all relation type definitions are added to the prompt, there may be two issues: firstly, the input to the LLM is usually limited in length, so a lengthy prompt increases experimental costs; secondly, if the current sentence does not contain the relation type, there will be knowledge redundancy. Therefore, while controlling experimental costs and injecting the required relation definitions into the LLM, we select candidate relations using a rule-based approach, adding only the definitions of candidate relationships to the prompt. There are two ways to select candidate relations. One is to select the relation types of semantically similar samples for each test sample from the training set and include the relationship types of similar samples as part of the candidate relationship set.

Additionally, in Section 6.2, a list of commonly used trigger words corresponding to each relation type was obtained from the training set. Based on these trigger words, some candidate relations are selected. The specific process is to iterate through the words in the test samples. If a word triggers a certain relation type, that relation type is added to the candidate relation set. After constructing

the demonstration and selecting candidate relations based on the above examples, the complete ICL prompt is shown in Table 5.

Finally, the prompt is fed into the LLM, and the LLM generates the predicted result  $y'_i$  and answer explanation  $e_i$  (lines 7-8 of the algorithm)

In the prompt of the LLM, although it is required to “modify” and “supplement” the results of the PLM, in actual experimental processes, it was found that sometimes the LLM only supplements the results, while other times it modifies the results of the PLM. Therefore, it is necessary to handle the inconsistencies between the predictions of the small and large models.

### 3.3 Merge Mode

The SLCoLM mechanism adopts multiple fusion methods to merge the predicted results of the LLM and PLM as the final predicted result  $\tilde{y}_i$  (line 8 of the algorithm). Given a sample, the set of triples predicted by the PLM is denoted as  $y_i^*$ , and the set of predictions by the LLM is denoted as  $y'_i$ . The following describes four merge methods for the predicted results:

- Mode 1: The union of the predicted results of the PLM and LLM is taken as the final predicted result:  $\tilde{y}_i = y'_i \cup y_i^*$ .
- Mode 2: The results with probabilities higher than 0.6 in the predictions of the  $y_i^*$  are taken to form  $\tilde{y}_i^*$ , and the final results are formulated as  $\tilde{y}_i = y'_i \cup \tilde{y}_i^*$ .
- Mode 3: For each of the 10 relation types with the lowest F-score rankings according to LLM results on each relation type, these relation types are removed from the predictions of the PLM, and the triples of these 10 relation types are supplemented from the predictions of the LLM, while retaining the relations not predicted by the PLM in the predictions of the LLM.
- Mode 4: Relation types are selected as units. If a relation has been predicted by the PLM, all triples of that type predicted by the PLM are taken. If a relation type has been predicted by the LLM but not by the PLM, all triples corresponding to that relation predicted by the LLM are taken.

## 4 Experiments

### 4.1 Experiment Setting

In this paper, we use a Chinese relation extraction dataset ChisRe to evaluate the proposed framework. The text in the ChisRe dataset is pre-modern Chinese historical texts, including 40 relation types. The statistics of the dataset are reported in Figure 3.

In this paper, we chose different sizes of models for the experiments, including the pre-trained language model and the large language model. When using the pre-trained language model, the method of full parameter fine-tuning is used; when using the open-source LLM, LoRA (Hu et al., 2021) and P-tuning (Liu et al., 2022) are used to fine-tune some of the parameters of the LLM, respectively; and when using the closed-source LLM, both the zero-shot and ICL are used.

Baseline models based on PLMs are first introduced, including the generative-based model SPN (Sui et al., 2020), the sequence labeling-based model OneRel (Shang et al., 2022), and the span-based model Spert (Eberts and Ulges, 2021). We first compare these frameworks based on PLMs and then select the best-performing one as a PLM framework in the SLCoLM mechanism.

### 4.2 Experiment Results

The experimental results of SLCoLM on the ChisRe dataset are shown in Table 1. Firstly, comparing the experimental results based on small pre-trained language models, it can be seen that OneRel and Spert perform better relative to SPN. Spert’s Micro F is significantly higher than that of the other two models, and Macro F is slightly lower than that of OneRel. Comparing these three models, Spert has the best overall performance, and therefore it is chosen as a mentor in the Model Collaboration Mechanism.

A closer look at Spert’s experimental results reveals that it predicts null, i.e., zero F values, for many relation types, such as “Mother”, “Affiliation”, “Time of Death”, “Death Location”, “Old Minister”, which are located in the long-tail part of the data. Compared to the experimental results of the open-source LLM, the fine-tuned Alpaca2 has better results on the NER task, but the relation extraction results are not satisfactory.

Then observe the closed-source LLM effect after zero-shot and ICL, and find that ICL is better than zero-shot learning on the RE task. This indicates that adding examples can significantly improve the

prediction ability of the LLM. However, on the NER task, zero-shot learning works better, especially GPT-3.5 has a significant decrease in the accuracy and recall of NER after adding examples.

Then we compare the effect of the SLCoLM framework and the closed-source LLM. The SLCoLM model has a substantial improvement in zero-shot learning results than the LLM which only uses zero-shot learning. SLCoLM (GPT, Zero-shot) has an improvement of 32.24 percentage points in Macro F-value compared to GPT (zero-shot) and SLCoLM (Wenxin, Zero-shot) improved by 32.96 percentage points compared to Wenxin (zero-shot). When using ICL, SLCoLM (GPT, ICL) improved by 32.82 percentage points in Macro F and 44.97 percentage points in Micro F compared to GPT-3.5 (ICL), and SLCoLM (Wenxin, ICL) improved by 29.10 percentage points in Macro F and 43.47 percentage points in Micro F compared to Wenxin (ICL).

Then comparing the experimental results of the SLCoLM framework and the PLM framework Spert, it is found that there is a significant improvement in Macro F1 and a slight decrease in Micro F, which indicates that the LLM indeed improves the F values on certain relation categories that are under-learned by the PLM framework, but at the same time generates more error triples.

Finally, the performance of the different LLMs in the SLCoLM framework is compared. Comparing the experimental results of SLCoLM(GPT, Zero-shot) and SLCoLM(Wenxin, zero-shot), and SLCoLM(GPT, ICL) and SLCoLM(Wenxin, ICL), it can be seen that the relation extraction is better when using Wenxin as a collaborative LLM. This may be because Wenxin is a specialized Chinese LLM, and thus is more advantageous when dealing with Chinese language tasks.

In summary, the experimental results fully demonstrate that the SLCoLM framework proposed in this paper is more advantageous compared to other models, and it is a feasible path to integrate the knowledge of the PLM into the hints of the LLM through the hints to guide the LLM to make predictions.

### 4.3 Ablation Study

In this section, we examine the core collaboration elements by ablating candidate relation type definitions, examples, and PLM predictions. The experiments are reported in Table 2. All results in the

Model	NER			RE					
	Micro			Micro			Macro		
	P	R	F	P	R	F	P	R	F
<b>OneRel (Shang et al., 2022)</b>	-	-	-	67.25	48.51	56.36	61.09	34.44	44.05
<b>SPN (Sui et al., 2020)</b>	-	-	-	66.33	44.37	53.17	49.32	26.19	34.21
<b>Spert (Eberts and Ulges, 2021)</b>	<b>86.71</b>	<b>94.09</b>	<b>90.25</b>	<b>68.83</b>	61.42	<b>64.92</b>	55.58	35.33	43.19
<b>Alpaca2</b>	85.51	85.28	85.40	60.68	39.50	47.85	42.36	24.07	30.70
<b>GPT(Zero-shot)</b>	74.57	60.74	66.95	17.29	18.07	17.67	9.67	8.25	8.90
<b>Wenxin(Zero-shot)</b>	80.79	67.87	73.77	27.30	19.82	22.96	13.92	14.47	14.19
<b>GPT (ICL)</b>	70.23	57.30	63.11	20.79	17.13	18.79	14.50	15.48	14.97
<b>Wenxin (ICL)</b>	79.90	66.05	72.32	41.62	22.81	29.47	30.59	16.83	21.72
<b>SLCoLM(GPT, Zero-shot)</b>	-	-	-	58.65	63.46	60.96	39.65	42.75	41.14
<b>SLCoLM(Wenxin, Zero-shot)</b>	-	-	-	60.77	65.53	63.06	44.45	48.05	46.18
<b>SLCoLM(GPT, ICL)</b>	-	-	-	63.85	63.66	63.76	<b>52.78</b>	43.68	47.80
<b>SLCoLM(Wenxin, ICL)</b>	-	-	-	60.34	<b>66.28</b>	63.17	48.97	52.80	<b>50.82</b>

Table 1: Experimental results of the SLCoLM model on the CHisRe dataset (%). Where ‘‘GPT’’ denotes using GPT-3.5 in the SLCoLM framework, and ‘‘Wenxin’’ denotes that LLM in the framework is Wenxinyiyan.

Models	ID	Components			RE					
		Def.	Dem.	Ref.	Micro			Macro		
					P	R	F	P	R	F
<b>GPT-3.5</b>	1	×	✓	×	20.79	17.13	18.79	14.50	15.48	14.97
	2	×	✓	✓	<b>70.16</b>	<b>54.43</b>	<b>61.30</b>	<b>54.66</b>	34.25	42.10
	3	✓	×	✓	59.60	50.74	54.81	38.41	34.98	36.62
	4	✓	✓	✓	66.74	56.37	61.39	53.35	39.45	45.36
<b>Wenxin</b>	5	×	✓	×	41.62	22.81	29.47	30.59	16.83	21.72
	6	×	✓	✓	64.33	49.48	55.94	55.85	37.42	44.81
	7	✓	×	✓	62.54	52.37	57.00	48.71	40.82	44.42
	8	✓	✓	✓	61.92	52.60	56.88	49.57	<b>45.00</b>	<b>47.17</b>

Table 2: Ablation Experiment (%). ‘‘Def.’’ indicates the definition of candidate relation types, ‘‘Dem.’’ indicates demonstration examples, and ‘‘Ref.’’ indicates predictions of the PLM framework.

table are original results of the LLM, without the fusion process with the PLM results.

First, comparing the corresponding results of ID-1 and ID-2, it is found that after adding the predictions of the PLM, the prediction performance of the LLM is significantly improved. Similarly, comparing the results of ID-5 and ID-6 set up to Wenxin, Wenxin also significantly incorporates predictions from the PLM, improving RE performance. Therefore, it can be proven that the predictions of the PLM are a very effective part of guiding the LLM in collaboration.

Next, comparing the experimental results corresponding to ID-2 and ID-4 in the table, it can be seen that after adding relation definitions, the Macro F-value of the LLM has a significant improvement, but the Micro F-value decreases. This indicates that relation definitions help GPT-3.5 im-

prove the F-values of certain specific relations, but the overall incorrect triplets increase. Looking at the results of ID-6 and ID-8, after Wenxin adds relation definitions, both types of F-values have some improvements, but the improvement in Micro F-value is more significant. This indicates that although relation types help Wenxin predict more correct triplets, there is not much improvement in some originally low-F-value relation types. Overall, the effect of relation type definition on GPT-3.5 is as expected in the study, which is to improve the effect of some originally low-F-value relation types.

Finally, comparing the experimental results of ID-3 and ID-4, the difference between using examples and not using them is compared. It can be seen that after adding examples, both the Micro F-value and Macro F-value of GPT-3.5 improve. In

Model	Selection	RE					
		Micro			Macro		
		P	R	F	P	R	F
Spert	-	68.83	61.42	64.92	55.58	35.33	43.19
SLG4Wenxin	Zero-shot	60.77	65.53	63.06	44.45	48.05	46.18
	Random	63.85	65.97	<b>64.89</b>	50.24	44.27	47.06
	Similar	60.34	66.28	63.17	48.97	52.80	<b>50.82</b>
SLG4GPT	Zero-shot	58.65	63.46	60.96	39.65	42.75	41.14
	Random	64.71	62.80	63.73	52.12	40.61	45.65
	Similar	63.85	63.66	<b>63.76</b>	52.78	43.68	<b>47.80</b>

Table 3: Experimental results of different example selection methods (%). “Zero-shot” indicates no example selection, “Random” indicates random selection of examples, and “Similar” indicates selection of examples based on semantic similarity.

particular, there is a close to 10 percentage point increase in Macro F-value. This also indicates that examples can effectively help improve the effect of some originally low-F-value relation types. Furthermore, looking at the results of ID-7 and ID-8, after Wenxin adds examples, it helps more in the Micro F-value, but the improvement in the Macro F-value is less. Similar to the effect of relation definitions, examples also help Wenxin predict more correct triplets, but there is not much improvement in the performance of some originally low-F-value relation types.

In summary, different parts of the prompts have different effects on different LLMs. The predictions of the PLM are the most effective part and significantly improve the two LLMs. However, the effects of the definition of candidate relation types and examples are different in different LLMs. In GPT-3.5, they mainly improve the effect of some originally low-F-value relation types, which are likely to be long-tail relation types, a point that will be verified in subsequent analyses. For Wenxin, the definition of candidate relation types and examples mainly help it predict more correct triplets but may not be triplets of long-tail relation types.

#### 4.4 Effect of Demonstration Selection Method

The analysis from the section 4.3 suggests that examples serve as external knowledge that enhances the learning capability of the LLM. In the SLCoLM framework, when constructing prompts for the LLM, examples are selected based on similarity calculations. This section discusses whether different methods of selecting examples would impact the performance of the LLM. By conducting experiments comparing random selection and similarity-

based selection of examples, the results, as shown in Table 3, indicate that all experimental results are the fusion of results from the LLM and PLM.

Observing the results in the table, it becomes apparent that both random selection and similarity-based selection of examples are beneficial for the SLCoLM framework. However, upon comparing the two methods, it is evident that selecting examples based on semantic similarity yields greater benefits. This finding corroborates previous research that suggests the performance of ICL can vary based on the choice of examples. Therefore, selecting effective examples is crucial for fully leveraging the ICL capabilities of the LLM.

#### 4.5 Effect of Merge Mode

In section 3.3, four different merge methods for combining results from LLM and PLM were introduced. This section discusses the impact of different fusion methods on the final experimental results. The experimental results are shown in Table 4, where it can be observed that, in terms of merge mode, mode 3 yields the best fusion effect. Under mode 3, SLCoLM(GPT, ICL) and SLCoLM(Wenxin, ICL) achieve the highest Micro F-values and Macro F-values, reaching 63.76 and 47.80, 63.17 and 50.82 respectively.

Further analysis of the reasons behind the superior merge effect of mode 3 reveals that we plot bar graphs comparing the un-merged results of the LLM with those of the PLM, namely Spert. Under mode 3, we replace all the triplets of the 10 worst-performing relation types predicted by Spert with the predictions of the LLM, including “Rescue”, “Grandparents”, “Departure”, “Belong to”, “Mother”, “Join in”, “Time of Death”, “Old Minis-

Models	Mode	RE					
		Micro			Macro		
		P	R	F	P	R	F
<b>Spert</b>	-	<b>68.83</b>	61.42	<b>64.92</b>	<b>55.58</b>	35.33	43.19
<b>SLG4GPT (ICL)</b>	<b>0</b>	67.41	56.37	61.39	53.35	39.45	45.36
	<b>1</b>	63.39	63.96	63.68	49.96	43.81	46.68
	<b>2</b>	66.24	58.45	62.10	53.20	41.06	46.34
	<b>3</b>	63.85	63.66	63.76	52.78	43.68	47.80
	<b>4</b>	63.89	60.46	62.13	49.62	40.97	44.88
<b>SLG4Wenxin (ICL)</b>	<b>0</b>	61.92	52.60	56.88	49.57	45.00	47.17
	<b>1</b>	58.58	<b>67.22</b>	62.60	46.86	<b>53.97</b>	50.16
	<b>2</b>	63.53	53.33	57.99	49.83	45.79	47.72
	<b>3</b>	60.34	66.28	63.17	48.97	52.80	<b>50.82</b>
	<b>4</b>	60.26	59.91	60.09	46.38	47.21	46.79

Table 4: Experimental results of different merge modes for LLM and PLM results in the SLCoLM framework.

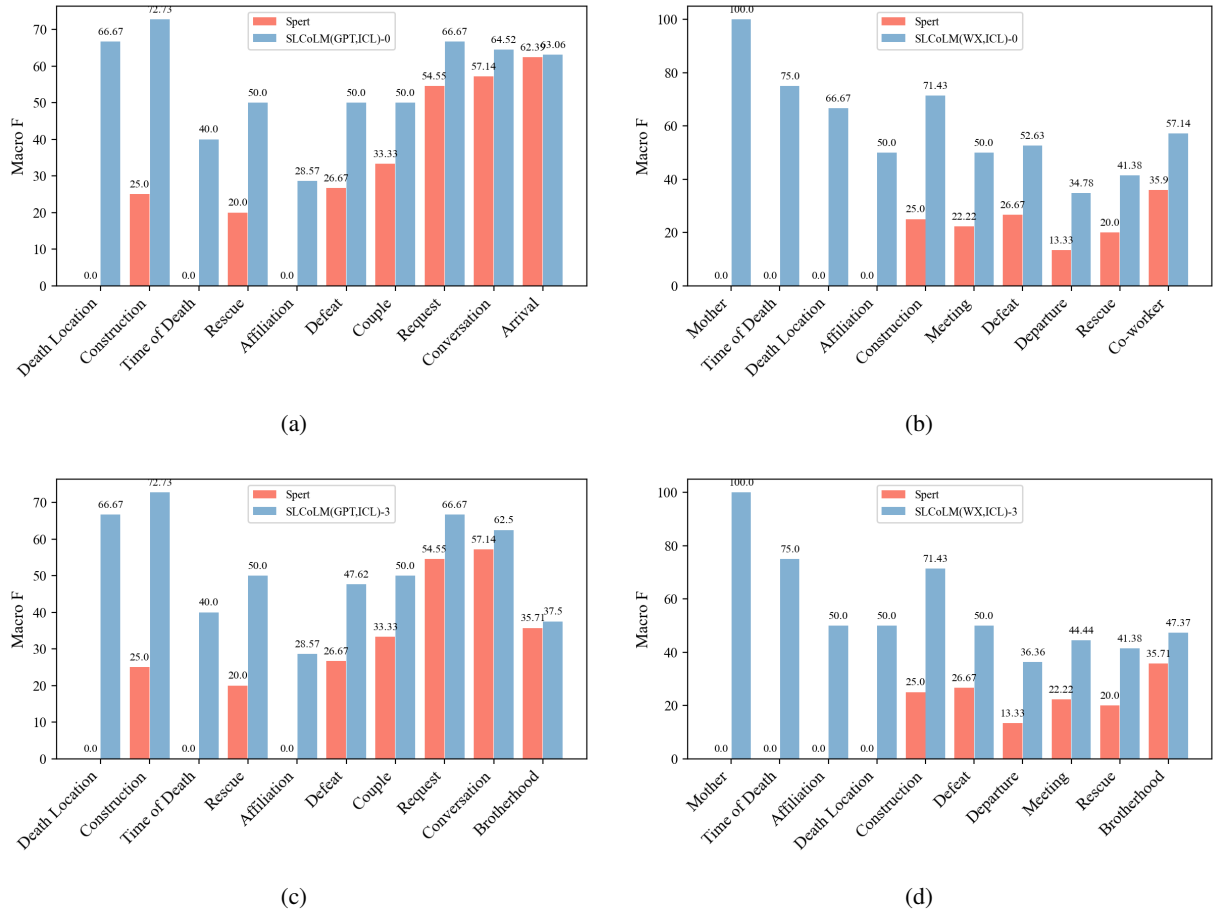


Figure 2: Comparison of experimental results between the Spert and the LLM in the SLCoLM framework (a, b), and comparison of experimental results and after fusion of the small model Spert with the LLM in the SLCoLM framework (c, d). “SLCoLM (GPT, ICL)-3” denotes the fusion of results from GPT-3.5 and Spert in the SLCoLM framework using merge mode 3.



ter”, “Fear”, and “Death Location”, while retaining the relation types not predicted by the PLM in the results of the LLM.

Firstly, in Figure 2(a) and 2(b), the top 10 relation types where the performance of the LLM exceeds that of Spert in SLCOLM are observed. Notably, these relation types include several categories where Spert’s performance is relatively poor, such as “Time of Death”, “Death Location”, and “Affiliation”. Especially in Wenxin’s case, there is a significant improvement in relation types not predicted by Spert, such as “Mother”, “Time of Death”, “Death Location”, and “Affiliation”, all Macro F of which has increased from 0 to over 50. This illustrates the complementary advantages of LLM and Spert in the relation extraction task. Furthermore, in Figure 2(c) and 2(d), mode 3 retains most of the relation types predicted by the LLM that exceed those of the Spert in the final results, thus compensating for the shortcomings of the PLM and achieving the best overall effect.

## 5 Conclusion

In this paper, we propose a model collaboration approach to address the long-tail problem in relation datasets, as well as the challenges brought by diverse relation types in domain datasets. In the model collaboration mechanism, a combination of a LLM and a small PLM is utilized for dataset learning through the “*Training-Guid-Predict*” process. The PLM is effectively employed to learn the types of head relations, while the guidance from the small PLM enhances the learning of tail relation types by the LLM.

## 6 Limitations

In this paper, we validate our method using only one dataset. In the future, we plan to conduct experiments on additional datasets to further verify the effectiveness of our approach.

## References

- Xin Cheng, Xun Wang, Tao Ge, Si-Qing Chen, Furu Wei, Dongyan Zhao, and Rui Yan. 2023. [Scale: Synergized collaboration of asymmetric language translation engines](#). (arXiv:2309.17061). ArXiv:2309.17061 [cs].
- Markus Eberts and Adrian Ulges. 2021. [Span-based joint entity and relation extraction with transformer pre-training](#). ArXiv:1909.07755 [cs].

- Amr Hendy, Mohamed Abdelrehim, Amr Sharaf, Vikas Raunak, Mohamed Gabr, Hitokazu Matsushita, Young Jin Kim, Mohamed Afify, and Hany Hassan Awadalla. 2023. [How good are gpt models at machine translation? a comprehensive evaluation](#). (arXiv:2302.09210). ArXiv:2302.09210 [cs].

- Beizhe Hu, Qiang Sheng, Juan Cao, Yuhui Shi, Yang Li, Danding Wang, and Peng Qi. 2023. [Bad actor, good advisor: Exploring the role of large language models in fake news detection](#). (arXiv:2309.12247). ArXiv:2309.12247 [cs].

- Edward J. Hu, Yelong Shen, Phillip Wallis, Zeyuan Allen-Zhu, Yuanzhi Li, Shean Wang, Lu Wang, and Weizhu Chen. 2021. [Lora: Low-rank adaptation of large language models](#). (arXiv:2106.09685). ArXiv:2106.09685 [cs].

- Bin Ji, Jie Yu, Shasha Li, Jun Ma, Qingbo Wu, Yusong Tan, and Huijun Liu. 2020. [Span-based joint entity and relation extraction with attention-based span-specific and contextual semantic representations](#). In *Proceedings of the 28th International Conference on Computational Linguistics*, page 88–99, Barcelona, Spain (Online). International Committee on Computational Linguistics.

- Xiang Lisa Li, Ari Holtzman, Daniel Fried, Percy Liang, Jason Eisner, Tatsunori Hashimoto, Luke Zettlemoyer, and Mike Lewis. [Contrastive decoding: Open-ended text generation as optimization](#).

- Tsung-Yi Lin, Priya Goyal, Ross Girshick, Kaiming He, and Piotr Dollar. 2020. [Focal loss for dense object detection](#). *IEEE Transactions on Pattern Analysis and Machine Intelligence*, 42(2):318–327.

- Xiao Liu, Kaixuan Ji, Yicheng Fu, Weng Tam, Zhengxiao Du, Zhilin Yang, and Jie Tang. 2022. [P-tuning: Prompt tuning can be comparable to fine-tuning across scales and tasks](#). In *Proceedings of the 60th Annual Meeting of the Association for Computational Linguistics (Volume 2: Short Papers)*, page 61–68, Dublin, Ireland. Association for Computational Linguistics.

- Yucong Luo, Mingyue Cheng, Hao Zhang, Junyu Lu, Qi Liu, and Enhong Chen. 2023a. [Unlocking the potential of large language models for explainable recommendations](#). (arXiv:2312.15661). ArXiv:2312.15661 [cs].

- Ziyang Luo, Can Xu, Pu Zhao, Xiubo Geng, Chongyang Tao, Jing Ma, Qingwei Lin, and Daxin Jiang. 2023b. [Augmented large language models with parametric knowledge guiding](#). (arXiv:2305.04757). ArXiv:2305.04757 [cs].

- Yubo Ma, Yixin Cao, YongChing Hong, and Aixin Sun. 2023. [Large language model is not a good few-shot information extractor, but a good reranker for hard samples!](#) (arXiv:2303.08559). ArXiv:2303.08559 [cs].

- Yu-Ming Shang, Heyan Huang, and Xianling Mao. 2022. [Onerel: Joint entity and relation extraction with one module in one step](#). *Proceedings of the AAAI Conference on Artificial Intelligence*, 36(10):11285–11293.
- Dianbo Sui, Yubo Chen, Kang Liu, Jun Zhao, Xiangrong Zeng, and Shengping Liu. 2020. Joint entity and relation extraction with set prediction networks. *arXiv preprint arXiv:2011.01675*.
- Zhepei Wei, Jianlin Su, Yue Wang, Yuan Tian, and Yi Chang. 2020. [A novel cascade binary tagging framework for relational triple extraction](#). In *Proceedings of the 58th Annual Meeting of the Association for Computational Linguistics*, page 1476–1488, Online. Association for Computational Linguistics.
- Chenfei Wu, Shengming Yin, Weizhen Qi, Xiaodong Wang, Zecheng Tang, and Nan Duan. 2023. [Visual chatgpt: Talking, drawing and editing with visual foundation models](#). (arXiv:2303.04671). ArXiv:2303.04671 [cs].
- Canwen Xu, Yichong Xu, Shuohang Wang, Yang Liu, Chenguang Zhu, and Julian McAuley. 2023. [Small models are valuable plug-ins for large language models](#). (arXiv:2305.08848). ArXiv:2305.08848 [cs].
- Linyi Yang, Shuibai Zhang, Zhuohao Yu, Guangsheng Bao, Yidong Wang, Jindong Wang, Ruochen Xu, Wei Ye, Xing Xie, Weizhu Chen, and Yue Zhang. 2023. [Supervised knowledge makes large language models better in-context learners](#). (arXiv:2312.15918). ArXiv:2312.15918 [cs].
- Shujian Zhang, Chengyue Gong, Lemeng Wu, Xingchao Liu, and Mingyuan Zhou. 2023. [Automl-gpt: Automatic machine learning with gpt](#). (arXiv:2305.02499). ArXiv:2305.02499 [cs, stat].

## A Dataset

The dataset used in our experiment, ChisRe is an ancient Chinese dataset containing 6 entity types and 40 relation types, and as can be seen in Figure 3, it is a dataset with a very serious problem of long-tailed data.

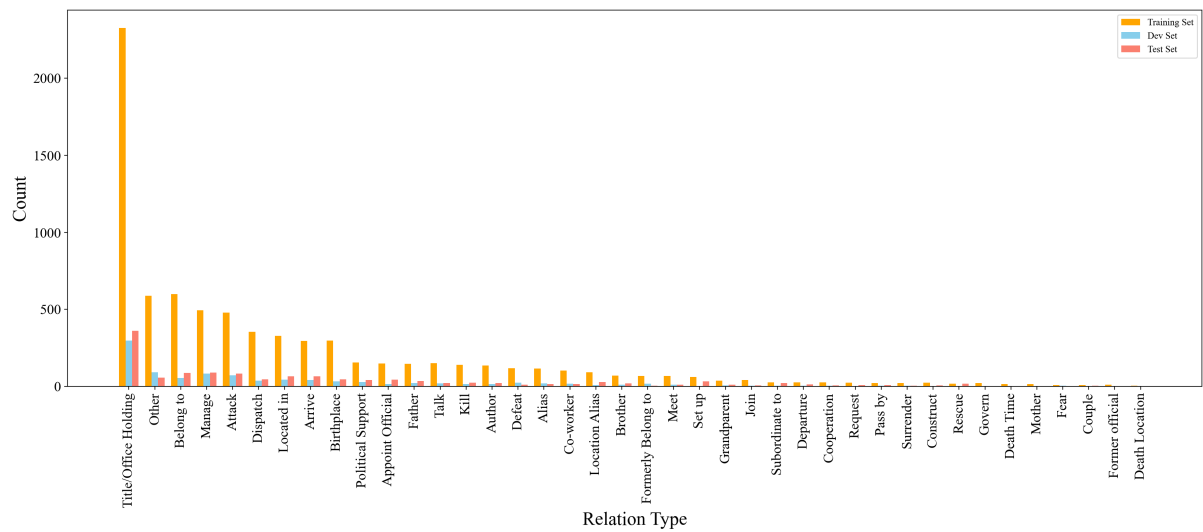


Figure 3: Statistics of dataset ChisRe.

ICL Prompt	<p>输入句子为: (Enter the sentence as:)  以夏侯渊为都护将军，都护将军，以尽护诸将而立号；光武始以命贾复。</p> <p>To Xiahou Yuan as a general of all guards, general of all guards, to exhaust the protection of the generals and set up the number; Guangwu began to order Jia Fuxing.</p> <p>模型预测的实体如下，格式为: (The model predicts the following entities in the format:)  {"人物": [{"夏侯渊", 0.9998}, {"贾复", 0.9998}, {"光武", 0.9996}], "职官": [{"都护将军", 0.9997}, {"都护将军", 0.9998}]}</p> <p>模型预测的关系如下，格式为: {"任职": [{"夏侯渊", "都护将军"}, {"0.9976}]}  真实的实体: {"人物": [{"夏侯渊", "光武", "贾复"}, {"职官": [{"都护将军"}]}  真实的关系: {"任职": [{"夏侯渊", "都护将军"}, {"派遣": [{"光武", "贾复"}]}  ...  给你一些关系类型解释: (Give you some relationship type definitions:)  父是一个人物是另一个人物的父亲; (A father is a person who is the father of another person;)  任职是人物担任某个官职，得到封号谥号; (Title/Office Holding is a person takes an official position or receives a posthumous title;)  ...  现在请你在模型预测的结果上进行修改和补充，根据以上示例和关系解释，输出以下输入句子的真实实体，人物、时间、地点、职官、书籍、团体这几种实体。以及真实的关系，包含任职，到达，属地，攻伐，管理，位于，派遣，生于地点，政治奥援，封，父，交谈，杀，作者，打败，别名，同僚，地点别名，兄弟，旧属，见面，设置，投靠，祖孙，隶属于，合作，离开，请求，游历，归附，救援，治所，修建，死于时间，母，害怕，夫妻，旧臣，死于地点，的实体三元组。如果都不属于以上关系，则归属为其他关系。最终输出格式为JSON。</p> <p>(Now, modify and add to the model predictions based on the above examples and relation definitions to output the truth of the following input sentences.  Output the truth entities, including people, times, locations, officials, books, groups.  As well as real relations includes:  "Title/Office Holding", "Other", "Belong to", "Manage", "Attack", "Dispatch", "Located in", "Arrive", "Birthplace", "Political Support", "Appoint Official", "Father", "Talk", "Kill", "Author", "Defeat", "Alias", "Co-worker", "Location Alias", "Brother", "Formerly Belong to", "Meet", "Set up", "Grandparent", "Join", "Subordinate to", "Departure", "Cooperation", "Request", "Pass by", "Surrender", "Construct", "Rescue", "Govern", "Death Time", "Mother", "Fear", "Couple", "Former official", "Death Location"</p> <p>If none of the above relations, they are categorized as the Other relation.  The final output format is JSON.</p> <p>输入句子为: (Input sentences is :)  董卓以其弟为左将军，兄子璜为中军校尉，皆典兵事，宗族内外并列朝廷。  (Dong Zhuo appointed his brother Min as a left general and his brother's son Huang as a Zhongjun lieutenant, both of whom were in charge of military affairs, and Dong Zhuo's family stood in the imperial court.)</p> <p>模型预测的实体如下，格式为: (The model predicts the following entities in the format:)  {"人物": [{"", 1.0}, {"璜", 1.0}, {"董卓", 0.9999}], "职官": [{"中军校尉", 0.9998}, {"左将军", 0.9996}]}</p> <p>模型预测的关系如下，格式为: (The model predicts the following relations in the format:)  {"任职": [{"", "左将军"}, {"0.9999}], [{"璜", "中军校尉"}, {"0.9998}]}</p>
------------	---

Table 5: A prompt example.