

Mitigating Biases of Large Language Models in Stance Detection with Calibration

Ang Li^{1,2}, Jingqian Zhao^{1,2}, Bin Liang^{1,2,4}, Lin Gui⁵, Hui Wang³,
Xi Zeng⁶, Kam-Fai Wong⁴, and Ruifeng Xu^{1,2,3*}

¹ Harbin Institute of Technology, Shenzhen, China

² Guangdong Provincial Key Laboratory of Novel Security Intelligence Technologies

³ Peng Cheng Laboratory, Shenzhen, China

⁴ The Chinese University of Hong Kong, Hong Kong, China ⁵ King's College London, UK

⁶ The 30th Research Institute of China Electronics Technology Group Corporation, Chengdu, China
{angli,zhaojingqian}@stu.hit.edu.cn, xuruifeng@hit.edu.cn

Abstract

Large language models (LLMs) have achieved remarkable progress in many natural language processing tasks. However, our experiment reveals that, in stance detection tasks, LLMs may generate biased stances due to spurious sentiment-stance correlation and preference towards certain individuals and topics, thus harming their performance. Therefore, in this paper, we propose to Mitigate Biases of LLMs in stance detection with Calibration (MB-Cal). In which, a novel gated calibration network is devised to mitigate the biases on the stance reasoning results from LLMs. Further, to make the calibration more accurate and generalizable, we construct counterfactual augmented data to rectify stance biases. Experimental results on in-target and zero-shot stance detection tasks show that the proposed MB-Cal can effectively mitigate biases of LLMs, achieving state-of-the-art results.

1 Introduction

Stance detection aims at automatically identifying the author's opinionated standpoint or attitude (e.g., *Favor*, *Against*, or *Neutral*) expressed in the content towards a specific target, topic, or proposition (Somasundaran and Wiebe, 2010; Mohammad et al., 2016). With the development of social media platforms, stance detection plays a pivotal role in analyzing public opinion on social media topics (Jang and Allan, 2018; Ghosh et al., 2019; Stefanov et al., 2020; Sun et al., 2018; Chen et al., 2021).

Large Language Models (LLMs), such as ChatGPT¹, Bard², and LLaMA (Touvron et al., 2023),

have demonstrated impressive language comprehension and task-handling capabilities by leveraging extensive corpus and knowledge. For the stance detection task, LLMs achieved promising performance on identifying stance expression due to their proficiency in elucidating the reasoning process (Lan et al., 2023; Zhang et al., 2023a). However, some existing studies have indicated that the results of LLMs in stance detection on certain datasets or certain targets are significantly suboptimal (Zhang et al., 2023b; Li et al., 2023), which hampers the utility of LLMs for the stance detection task. Our experiment reveals that LLMs may mainly generate two types of biases in stance detection³: 1) spurious correlations of sentiment with stance, in which the sentiment expression of the sentence can mislead the judgment of stance towards a specific target; 2) preference towards certain individuals and topics, in which LLMs may make biased stance judgments on certain individuals or topics. Such biased stances can not only degrade the performance of LLMs in stance detection tasks but also be maliciously exploited to manipulate the stance predictions. Consequently, mitigating the bias of LLMs in stance detection is crucial for using LLMs in the stance detection task.

Existing research of debiasing in stance detection largely centered on the creation of unbiased training samples and the retraining of stance detection models (Kaushal et al., 2021; Yuan et al., 2022b). However, there are two core limitations to the application of these unbiased methods in LLMs. **Limitation#1**, research (Luo et al., 2023) has shown that such retraining processes will undermine the generality of LLMs, potentially leading

* Corresponding Author

¹<https://openai.com/blog/chatgpt/>

²<https://bard.google.com/>

³The analysis of stance biases and causal graphs are demonstrated in Section 3.

to catastrophic forgetting; not to mention that there are restrictions with certain closed-source LLMs like GPT-3.5-turbo, which can only be accessed with a restricted inference API, preventing access to internal model parameters. **Limitation#2**, constructing unbiased training samples entails masking specific words in the sentence or the inclusion of special token markers for targets, which may disrupt the LLMs’ ability to interpret sentences and execute instructions efficiently.

Therefore, to address the above two limitations, we propose to **Mitigate Biases** of LLMs in stance detection with **Calibration**, coined as MB-Cal. Specifically, we first employ the instructions proposed by (Lan et al., 2023) to enable LLMs to play three different roles: Linguistic Expert, Social Media Veteran, and Domain Specialist, guiding LLMs to produce the stance reasoning. Further, based on stance reasoning, we construct a novel trainable gated calibration network to calibrate the stance-biased results, thereby mitigating the biases of LLMs in stance detection. Further, to make the proposed gated calibration network more accurate and generalizable, based on the observed two types of biases in stance detection, we construct counterfactual augmented data against the training data to rectify stance biases. Here, the counterfactual samples are constructed from both causal and non-causal features, which can enhance the gated calibration network to yield unbiased stances and accomplish out-of-domain generalization. In this way, upon inputting stance reasoning from LLMs and executing supervised training, this calibration could augment the influence of causal features on stance reasoning, enabling an unbiased stance assessment without retraining LLMs, thus leading to improved stance detection results.

In the experiment setup of in-target and zero-shot stance detection, we evaluate fine-tuned models and two LLMs: GPT-3.5-turbo and LLaMA-2-70b, on three open-source stance detection datasets. The results show that our MB-Cal achieving state-of-the-art results. Simultaneously, bias analysis indicates that our MB-Cal effectively mitigates biases of LLMs in stance detection.

The main contributions of our work are summarized as follows:

1) We are the first to investigate the biases of LLMs on stance detection, categorizing the biases into two main types from the perspective of causality and proposing metrics to quantify these two types of biases.

2) We propose MB-Cal, a novel framework consisting of a gated calibration network and counterfactual data augmentation to mitigate biases of LLMs on stance detection.

3) A series of experiments demonstrate that our MB-Cal can effectively reduce the bias of LLMs in stance detection, improving the performance in both in-target and zero-shot stance detection tasks⁴.

2 Related Work

Biases in Large Language Models Some studies (Gonçalves and Strubell, 2023) have examined the biases existing in Large Language Models (LLMs), these biases mainly include gender and religion (Salinas et al., 2023), politics (Jenny et al., 2023; He et al., 2023), and spurious correlations (Zhou et al., 2023). However, the biases are solely based on the LLMs, remaining unrelated to the specific downstream tasks. The associated de-biasing efforts are centered around retraining the language model with de-biased samples (Dong et al., 2023; Limisiewicz et al., 2023). There is a study (Kaneko et al., 2023) substantiated that such training detrimentally affects the model’s efficacy in downstream tasks.

Mitigating Biases in Stance Detection Currently, studies developed for mitigating biases in stance detection are oriented towards small fine-tuned models. Kaushal et al. (2021) analyzed the two biases existing in the current datasets: target-independent lexical choices and target-independent sentiment-stance correlations, and built an unbiased dataset. Yuan et al. (2022a) incorporated the stance reasoning process as task knowledge to retrain the model to reduce bias. Yuan et al. (2022b) constructed unbiased samples through counterfactual reasoning and performed adversarial bias learning. As discussed previously, these tasks involve retraining models and constructing unbiased training samples through special marks, which cannot be directly applied to LLMs.

3 Biases of LLMs in Stance Detection

Existing studies (Salinas et al., 2023; Limisiewicz et al., 2023; Jenny et al., 2023) suggest that LLMs exhibit inherent biases and stereotypes toward topics such as gender, race, and political discourse. Rather than critiquing these biases and stereotypes, we focus on analyzing and mitigating their biases

⁴The code is available at [url](#).

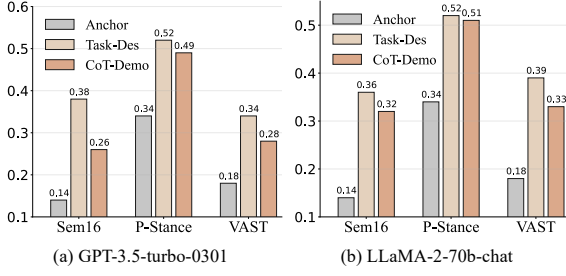


Figure 1: The result of the correlation between the stance given by LLMs and sentiment on Sem16, P-stance, and VAST datasets.

in stance detection. Following (Salinas et al., 2023), we use LLMs with instructions to make stance judgments, and establish metrics for a quantitative analysis of bias based on the statistical distribution of these stance judgments. To substantiate the ubiquitousness of biases, we analyze the stance biases of two mainstream powerful LLMs: GPT-3.5-turbo and LLaMA-2-70b. Our instructions comprised the task description (Task-Des), and the task description embodying the chain-of-thought demonstration (CoT-Demo) (Zhang et al., 2023b), which could augment the model’s understanding of the stance detection task and mitigate the biases of spurious correlations.

3.1 Sentiment-Stance Spurious Correlations

Stance detection emphasizes judging the attitude/opinion of the text toward a specific target/topic. Sentiment can influence the judgment of the stance but is not the major factor determining the stance. If the model excessively relies on sentiments to evaluate the stance, it signifies that the model is influenced by sentiment-stance spurious correlations, producing a biased stance. Inspired by Kaushal et al. (2021), we use Cramers’V to quantify the correlation between the stance given by LLMs and sentiment:

$$V(Y, S) = \sqrt{\frac{\chi^2(Y, S)/n}{\min(k-1, r-1)}} \quad (1)$$

where Y represents stance labels and S represents sentiment labels, k and r denote the corresponding categories. The statistic χ^2 donates the Pearson’s chi-squared test. n donates the total number of samples. We conduct a comparison with the anchor, which is the authentic correlation within the dataset. The results are shown in the Figure 1. We observed that, although the chain-of-thought demonstration somewhat mitigates the impact, the

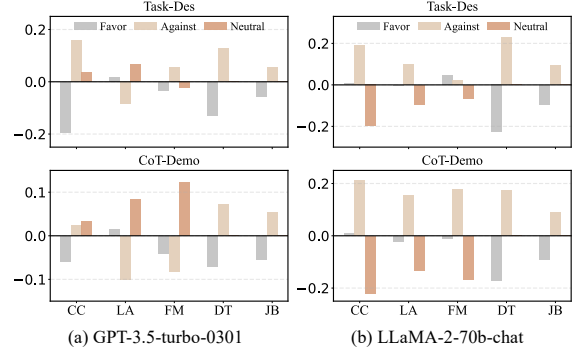


Figure 2: The result of the target preference bias on target Climate Change is a Real Concern (CC), Legalization of Abortion (LA), Feminist Movement (FM) from Sem16 dataset and Donald Trump (DT), Joe Biden (JB) from P-stance dataset.

sentiment-stance correlation associated with the outputs of the LLMs still significantly surpasses the anchor. Hence, we identify the **Sentiment-stance Spurious Correlations (SSC)** as a type of bias in LLMs on stance detection. We propose the metric performed by the difference between the sentiment-stance correlation of LLMs and the anchor, and a lower value signifies less bias:

$$Bias-SSC = V(\hat{Y}, S) - V(Y, S) \quad (2)$$

where \hat{Y} represents the predicted stance labels.

3.2 Target Preference Bias

The target preference of LLMs could influence stance detection, leading to incorrect recognition results. Inspired by (Zheng et al., 2023), the standard deviation of recalls (RStd) can effectively quantify the distribution discrepancy between predicted and true labels. Therefore, we deploy RStd as a quantitative measure of the bias evident in LLMs for a specific target:

$$RStd(t) = Std(\{Recall(y)\}_{y \in Y}) \quad (3)$$

where t donates the target and y donates the stance label. We calculated the bias on some targets as shown in Figure 2. It can be observed that there is **Target Preference Bias (TPB)** in both the task description and the chain-of-thought demonstration settings. We calculate the sum of the RStd of all targets as our quantification for target preference bias, and a lower value signifies less bias:

$$Bias-TPB = \sum_{t \in T} RStd(t) \quad (4)$$

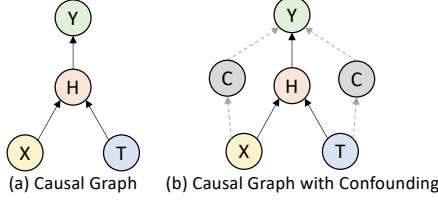


Figure 3: Causal graph on stance detection. X donates the text, T donates the target, H donates the features of the interaction of text and target, Y donates the stance label and C refers to confounding, which could bias the judgment of the stance.

3.3 Bias Analysis

We analyze the bias of LLMs in stance detection from the perspective of causal graphs. Stance detection requires the model to detect the stance of a text on a specific target. Thus, the ultimate stance results derived from the interaction of text and target, as illustrated in (a) of Figure 3. For LLMs, as depicted in (b), sentiment-stance spurious correlations stand for biased reasoning paths $X \rightarrow C \rightarrow Y$ on the left, which are stance deductions based solely on certain spurious clues in the text. Target preference bias represents biased reasoning path $T \rightarrow C \rightarrow Y$ on the right, which are stance inferences based exclusively on the target preference of LLMs. Both of these two paths can introduce biases to the final stance.

4 Mitigating Bias with Calibration

As the causal graph shown in Figure 3, given $X = \{x_n, t_n\}_{n=1}^N$ as the labeled dataset, where x denotes the input text and t denotes the corresponding target, the goal of stance detection is to determine the corresponding stance y based on the features h of x and t : $y = f(h; x, t)$. However, based on prior analysis, we discovered that Large Language Models (LLMs) are susceptible to confounding $C = \{c_1, c_2\}$, resulting in a biased stance $y^\dagger = f(h, C; x, t)$. Therefore, we propose to **Mitigate Biases of LLMs in stance detection with Calibration (MB-Cal)**, in which a trainable gated calibration network is devised to avoid the impact of confounding on LLMs, outputting an unbiased stance $\hat{y} = f_{Cal}(h, C; x, t)$. The framework of our MB-Cal is shown in Figure 4, which consists of three main components: 1) Stance Reasoning in LLMs; 2) Gated Calibration Network; 3) Counterfactual Data Augmentation.

4.1 Stance Reasoning in LLMs

Confounding represents the non-causal features and how to reduce the impact of such non-causal features is a very important issue in stance detection (Kaushik et al., 2021). For LLMs, it is feasible to acquire causal and non-causal features via natural language by letting it generate stance reasoning.

We aim to guide the LLMs to deliver comprehensive reasoning. This reasoning includes both causal reasoning for accurate inference of the stance, and non-causal reasoning that potentially exhibits bias. Following the prior work on stance detection Lan et al. (2023), we use instructions to guide LLMs in inferring the stance reasoning as three agents: as a Linguistic Expert \mathbb{L} (examining the text’s diction), a Social Media Veteran \mathbb{S} (assessing text’s emotional cues, sarcasm, and other expressions), and a Domain Specialist \mathbb{D} (investigating the characters or topics appearing in the samples and their related background information). The stance reasoning is illustrated in Figure 4.

4.2 Gated Calibration Network

Based on the stance reasoning of LLMs, we propose a novel gated calibration network to mitigate the biases of LLMs in stance detection. In which, the gated network (GN) controls the weight contribution of each flow inputted into the model to make a final prediction, reducing the impact of non-causal reasoning and outputting unbiased stances. We input the text x_n and stance reasoning results into the BERT model for encoding:

$$\mathbf{h}_{\{x_i, \mathbb{S}_i, \mathbb{L}_i, \mathbb{D}_i\}} = \text{BERT}(\{x_i, \mathbb{S}_i, \mathbb{L}_i, \mathbb{D}_i\}) \quad (5)$$

By a gating function employing \mathbf{h}_{x_i} , our gated calibration network takes $\mathbf{h}_{\{\mathbb{S}, \mathbb{L}, \mathbb{D}\}}$ for feature selection, and finally feed the features into a classifier with softmax for stance prediction:

$$f_{Cal} = \text{softmax}(\text{GN}(\mathbf{h}_{\mathbb{S}_i}, \mathbf{h}_{\mathbb{L}_i}, \mathbf{h}_{\mathbb{D}_i} | \mathbf{h}_{x_i}) \mathbf{W} + \mathbf{b}) \quad (6)$$

Through supervised training, the gated calibration network enhances the influence of causal reasoning, disparages the effect of non-causal reasoning, and subsequently provides an impartial stance prediction.

$$\mathcal{L}_{CE} = - \sum_{i=1}^N y_i \log(f_{Cal}(\mathbf{h}_{\mathbb{S}_i}, \mathbf{h}_{\mathbb{L}_i}, \mathbf{h}_{\mathbb{D}_i})) \quad (7)$$

Based on the reasoning results from LLMs and the supervised learning on training data, our gated

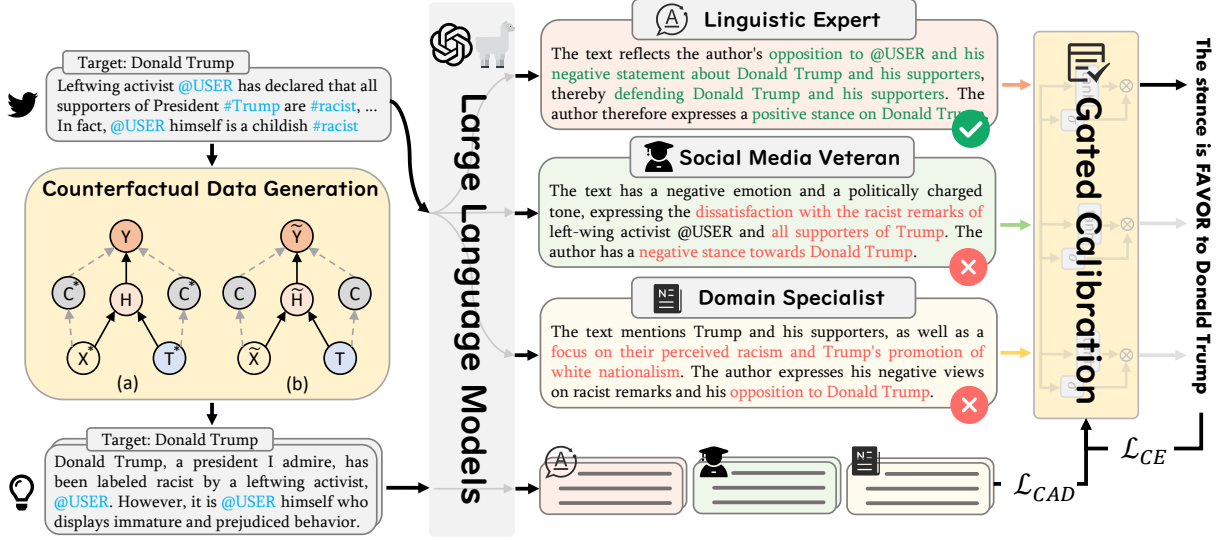


Figure 4: The overall architecture of our proposed MB-Cal. (a) and (b) in the counterfactual data generation represent two ways to generate counterfactual augmentation from the causal graph.

calibration network can discern stances through unbiased reasoning while simultaneously excluding biased inferences, thereby achieving the effect of rectifying biased stance outputs.

4.3 Counterfactual Data Augmentation

We get the inspiration from Yang et al. (2021) and Dong et al. (2023) that the adversarial training with counterfactual augmented data has a significant effect in mitigating bias and enhancing causal inference. Therefore, we utilize **Counterfactual Augmented Data (CAD)** to augment the ability of our gated calibration network to rectify stance biases and enhance the generalizability and robustness, especially when facing unseen targets. Kaushik et al. (2021) introduced two methods for constructing counterfactual augmented data: introducing disturbances to non-causal features and inverting causal features by making necessary modifications to reverse the applicability of the label. Our approach will involve constructing counterfactual data based on these two methods.

For introducing disturbances to non-causal features, we construct counterfactual samples based on the analysis of biased reasoning paths in Section 3.3. As shown in counterfactual data generation (a) in Figure 4, for the biased inference path $X \rightarrow C \rightarrow Y$, we perturb the text x_i against the spurious correlation of sentiment. for the biased inference path $T \rightarrow C \rightarrow Y$, we perturb the target t_i against the target preference. Specifically, we construct an instruction that allows the LLMs to rephrase the original sentence with different words and senti-

ments and express the target while ensuring that the semantics and the stance of the perturbed sample towards the target remain unchanged. Our instruction is shown below:

USER: Sentence: x_i . Target: t_i . The <Sentence> expresses a y_i stance to the <Topic>. Please rephrase the <Sentence> using different words and emotions, and rewrite the <Topic> using different words while preserving the same meaning and stance as the original.

This obtains the perturbed text x_i^* and perturbed target t_i^* . We input such samples into LLMs and obtained the perturbed stance reasoning $\{S_i^*, L_i^*, D_i^*\}$. Since we only disturbed confounding, the stance label remains unaffected. We construct non-causal counterfactual augmented data loss as follows:

$$\mathcal{L}_{CAD}^{n-cau} = - \sum_{i=1}^N y_i \log(f_{Cal}(h_{S_i^*}, h_{L_i^*}, h_{D_i^*})) \quad (8)$$

For inverting causal features by making necessary modifications to reverse the applicability of the label, as shown in counterfactual data generation (b) in Figure 4, we make necessary alterations to text x_i to reverse the stance to target t_i , thereby only perturbing the causal features. We construct an instruction as follows:

USER: Sentence: x_n . Target: t_n . The <Sentence> expresses a y_n attitude to the <Topic>. Please make minimal changes to the <Sentence> to express a reverse attitude to the <Topic>.

Dataset	Target	Favor	Against	Neutral
Sem16	HC	163	565	256
	FM	268	511	170
	LA	167	544	222
P-Stance	Biden	3217	4079	-
	Sanders	3551	2774	-
	Trump	3663	4290	-
VAST	-	6952	7297	4296

Table 1: Statistics of SemEval-2016 Task6, P-stance and VAST datasets.

This obtains the perturbed text \tilde{x}_i expressing a reversed stance to target t_i . We input such samples into LLMs and obtained the perturbed stance reasoning $\{\tilde{S}_i, \tilde{L}_i, \tilde{D}_i\}$. We construct causal counterfactual augmented data loss as follows:

$$\mathcal{L}_{CAD}^{cau} = \sum_{i=1}^N y_i \log(f_{Cal}(\mathbf{h}_{\tilde{S}_i}, \mathbf{h}_{\tilde{L}_i}, \mathbf{h}_{\tilde{D}_i})) \quad (9)$$

4.4 Training Objective

The final training objective is the combination of cross-entropy loss from training samples and both the non-causal and causal counterfactual data augmentation losses:

$$\mathcal{L} = \mathcal{L}_{CE} + \alpha \mathcal{L}_{CAD}^{n-cau} + \beta \mathcal{L}_{CAD}^{cau} \quad (10)$$

where the α and β are hyper-parameters used to balance different loss functions.

5 Experimental Setup

5.1 Datasets

We conduct experiments of in-target and zero-shot stance detection on three benchmark datasets: SemEval-2016 Task6 (Sem16) (Mohammad et al., 2016), P-stance (Li et al., 2021) and Varied Stance Topics (VAST) (Allaway and McKeown, 2020). The statistic of datasets is shown in Table 1.

5.2 Implementation Details

For stance reasoning, following (Lan et al., 2023), we utilize the same instructions. For GPT-3.5-turbo, we utilize GPT-3.5-turbo-0301. For LLaMA2-70b, we utilize LLaMA2-70b-chat. For our gated calibration network, we employ the RoBERTa-Base model (Liu et al., 2019). For our counterfactual data augmentation, we employ GPT-3.5-turbo-0301 to generate counterfactual samples, guided by the instructions provided in the preceding text. We use AdamW as an optimizer with a batch size of 32.

Learning rate is set to 1e-5 and weight decay is set to 1e-3. According to our experiments, the optimal results are achieved when α and β are set to 0.1. We report averaged scores of 5 runs to obtain statistically stable results. Each experimental group was trained for 20 hours on the NVIDIA A100 GPU.

5.3 Evaluation Metric

Across three datasets, we used the same evaluation metric established by their proposers, which was also adopted by most of the subsequent baselines. Therefore, we ensure that the following comparisons are fair. We adopt the macro-average of the F1-score as the evaluation metric. For Sem16 and P-stance, we report $F1 = (F_{favor} + F_{against})/2$. For VAST, we report $F1 = (F_{favor} + F_{against} + F_{None})/3$. For the bias evaluation, we utilize the quantitative indicators outlined in Section 3 to calculate Bias-SSC and Bias-TPB and a lower value signifies less bias. For in-target stance detection, we select each target to divide training, validation, and test sets. In zero-shot stance detection, For Sem16 and P-stance, we use the leave-one-target-out evaluation setup. For the VAST dataset, we use their original zero-shot dataset settings. We use standard train/validation/test splits for in-target and zero-shot stance detection across the three datasets.

5.4 Comparison Models

The fine-tuned model baselines include vanilla RoBERTa (Liu et al., 2019), domain pre-trained model: BERTweet (Nguyen et al., 2020), joint contrastive learning framework: JointCL (Liang et al., 2022), incorporating ConceptGraph knowledge model: KEprompt (Huang et al., 2023), incorporating Wikipedia knowledge model: TarKBERT (Zhu et al., 2022) and WS-BERT (He et al., 2022), incorporating knowledge from LLMs: KASD-BERT (Li et al., 2023). For large language models, we compare baselines include using instructions comprised of the task description: Task-Des (Zhang et al., 2022), the task description embodying the chain-of-thought demonstration: CoT-Demo (Zhang et al., 2023b), the self-consistent chain-of-thought: CoT-SC, incorporating Wikipedia knowledge for retrieval-augmented generation: KASD-ChatGPT and KASD-LLaMA-2 (Li et al., 2023), utilizing collaborative role-infused LLM-based agents: COLA (Lan et al., 2023) and utilizing logically consistent chain-of-thought: LC-CoT (Zhang et al., 2023a).

	Sem16(%)						P-stance(%)			
	HC	FM	LA	A	CC	Avg	Biden	Sanders	Trump	Avg
Fine-tuned Model Based Methods										
Roberta	55.97	68.19	67.60	65.40	43.08	58.71	84.29	79.56	82.70	82.18
BERTweet	62.31	64.20	64.14	68.12	41.30	57.99	78.09	81.02	82.48	80.53
KEprompt	77.10 [#]	68.30 [#]	70.30 [#]	-	-	-	84.40 [#]	-	83.20 [#]	-
WS-BERT-Dual	75.26 [†]	66.02 [†]	70.42 [†]	71.57 [†]	57.31 [†]	68.12 [†]	83.50 ^b	79.00 ^b	85.80 ^b	82.77 ^b
KASD-BERT	77.60 [†]	70.38 [†]	72.29 [†]	72.32 [†]	61.47 [†]	70.81 [†]	85.66 [†]	80.39 [†]	85.35 [†]	83.80 [†]
LLaMA-2-70b Based Methods										
LLaMA-2-Task-Des	71.73	64.98	54.92	49.80	62.57	60.80	80.56	77.17	70.60	76.11
LLaMA-2-CoT-Demo	78.55	74.57	60.23	64.04	61.92	67.86	85.43	80.99	78.20	82.21
KASD-LLaMA-2	77.89 [†]	67.29 [†]	52.00 [†]	-	-	-	79.59 [†]	71.32 [†]	67.89 [†]	72.93 [†]
LLaMA-2-MB-Cal (ours)	82.19*	75.74	73.50*	69.57*	76.96*	75.59*	86.74	81.47	89.22*	85.81*
GPT-3.5-turbo Based Methods										
GPT-3.5-Task-Des	80.33	68.65	68.16	25.31	54.92	59.47	83.33	79.68	79.93	80.98
GPT-3.5-CoT-Demo	82.09	71.88	70.11	43.19	65.87	66.63	84.45	80.06	81.41	81.97
KASD-ChatGPT	80.92 [†]	70.37 [†]	63.26 [†]	61.92 [†]	62.72 [†]	67.84 [†]	84.59 [†]	79.96 [†]	85.06 [†]	83.20 [†]
GPT-3.5-MB-Cal (ours)	83.03*	75.57*	69.98	75.19*	84.55*	77.67*	88.05*	82.97	89.45*	86.82*

Table 2: In-target stance detection experiment results on Sem16 and P-Stance datasets. The results with [#] are retrieved from (Huang et al., 2023), ^b from (He et al., 2022), [†] from (Li et al., 2023). The best scores are in bold. Results with * denote the significance tests of our MB-Cal over the baseline models at p-value < 0.05.

	Sem16(%)							P-stance(%)				VAST(%)
	DT	HC	FM	LA	A	CC	Avg	Biden	Sanders	Trump	Avg	All
Fine-tuned Model Based Methods												
Roberta	32.12	43.45	40.38	38.79	26.80	18.70	33.37	76.29	72.07	67.56	71.97	73.18
BERTweet	26.88	44.82	21.97	31.91	30.49	12.48	28.09	73.13	68.22	67.66	69.67	71.10
JointCL	50.50 ^b	54.80 ^b	53.80 ^b	49.50 ^b	54.50 ^b	39.70 ^b	50.47 ^b	-	-	-	-	72.30 ^b
TarBK-BERT	50.80 [#]	55.10 [#]	53.80 [#]	48.70 [#]	56.20 [#]	39.50 [#]	50.68 [#]	75.49	70.45	65.80	70.58	73.60 [#]
KASD-BERT	64.23 [†]	80.32 [†]	70.41 [†]	62.71 [†]	63.95 [†]	55.83 [†]	66.24 [†]	83.60 [†]	79.66 [†]	84.31 [†]	82.52 [†]	67.03 [†]
LLaMA-2-70b Based Methods												
LLaMA-2-Task-Des	65.88	72.45	65.79	61.82	52.21	51.19	61.56	81.03	77.61	71.09	76.58	60.25
LLaMA-2-CoT-Demo	63.51	76.63	71.36	65.31	60.95	53.72	65.25	83.58	80.11	77.58	80.42	72.08
KASD-LLaMA-2	-	77.70 [†]	65.57 [†]	57.07 [†]	-	-	-	75.28 [†]	74.09 [†]	69.27 [†]	72.88 [†]	43.42 [†]
LLaMA-2-MB-Cal (ours)	66.18*	75.47	73.25*	67.76*	64.83	58.23*	67.62*	84.56	81.10	82.64	82.77	77.38*
GPT-3.5-turbo Based Methods												
GPT-3.5-Task-Des	70.57	79.75	72.33	70.50	31.27	48.77	62.20	82.64	78.50	78.99	80.04	71.82
GPT-3.5-CoT-Demo	67.80	82.07	72.65	70.54	51.44	65.96	68.41	80.17	78.29	82.04	80.17	70.80
KASD-ChatGPT	64.23 [†]	80.32 [†]	70.41 [†]	62.71 [†]	63.95 [†]	55.83 [†]	66.24 [†]	83.60 [†]	79.66 [†]	84.31 [†]	82.52 [†]	67.03 [†]
COLA	71.20 [‡]	75.90 [‡]	69.10 [‡]	71.00[‡]	62.30 [‡]	64.00 [‡]	68.92 [‡]	-	-	-	-	73.40 [‡]
LC-CoT	71.70 ^b	82.90^b	70.40 ^b	63.20 ^b	-	-	-	-	-	-	-	72.50 ^b
GPT-3.5-MB-Cal (ours)	72.62	78.50	74.99*	66.08	66.87*	67.22*	71.05*	85.85	81.97*	84.94	84.25*	78.45*

Table 3: Zero-shot stance detection experiment results on Sem16, P-Stance and VAST dataset. The results with ^b are retrieved from (Liang et al., 2022), [#] from (Zhu et al., 2022), [†] from (Li et al., 2023), [‡] from (Lan et al., 2023), ^b from (Zhang et al., 2023a). The best scores are in bold. Results with * denote the significance tests of our MB-Cal over the baseline models at p-value < 0.05.

6 Experimental Results

This section shows the experimental results of both in-target and zero-shot stance detection and in-depth analysis of our proposed MB-Cal.

6.1 In-Target Stance Detection

We perform experiments on Sem16 and P-Stance for in-target stance detection. The results are presented in Table 2. It shows that our MB-Cal significantly outperforms all baselines including both

fine-tuned models and large language models (the results of the p-value on most of the evaluation metrics are less than 0.05). We can observe that in certain topics such as *Legalization of Abortion* (LA), *Atheism* (A), etc., LLMs overall yield subpar results owing to inherent biases. By employing our MB-Cal, there has been a significantly improved performance, thereby validating the effectiveness of our method.

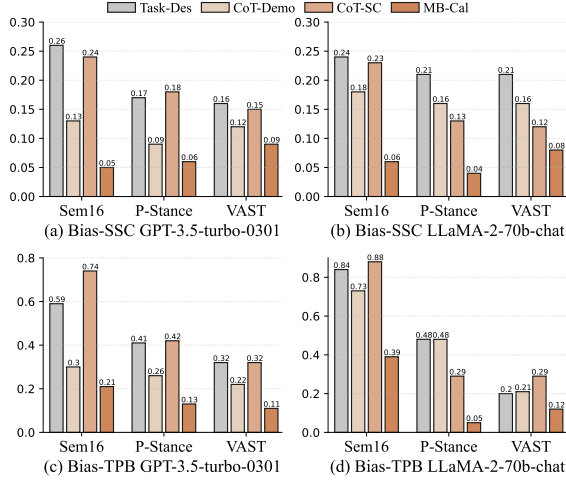


Figure 5: The result of Bias-SSC and Bias-TPB on Sem16, P-stance and VAST datasets.

6.2 Zero-Shot Stance Detection

We conduct experiments on Sem16, P-Stance, and VAST for zero-shot stance detection. The results are shown in Table 3. We can observe that our MB-Cal performs the best in terms of average results across all datasets and for most of the targets. This indicates that our MB-Cal has strong generalization capabilities and can perform well on unseen targets. Through separate evaluation of LLaMA-2-70b-based and GPT-3.5-turbo-based methods, it can be observed that the application of our MB-Cal led to notable enhancement in both LLMs, underlining the broad applicability to different LLMs.

6.3 Mitigating Biases Effect Analysis

We also conduct experiments on Sem16, P-Stance, and VAST to evaluate the Bias-SSC and Bias-TPB of LLMs and further assess the impact of our bias mitigation efforts. The results are shown in Figure 5, which indicate that our MB-Cal can effectively alleviate Bias-SSC and Bias-TPB for both GPT-3.5-turbo and LLaMA2-70b, thus validating its effectiveness in mitigating biases.

6.4 Ablation Study

We conduct ablation studies to examine the impact of different components in our MB-Cal: (1) "w/o Calibration" denotes without the gated calibration network. Following the idea of self-consistency chain-of-thought (Wang et al., 2023), we conduct voting based on the stance reasoning given by LLMs to get the final stance label. (2) "w/o CAD-non-causal" denotes without the non-causal counterfactual augmented data when training the gated

	Sem16			Vast		
	Avg	SSC	TPB	All	SSC	TPB
GPT-3.5-MB-Cal	77.67	0.05	0.21	78.45	0.09	0.11
w/o Calibration	62.37	0.24	0.74	65.90	0.15	0.32
w/o CAD-non-causal	75.66	0.13	0.48	73.34	0.13	0.11
w/o CAD-causal	74.37	0.05	0.37	72.16	0.09	0.08
LLaMA-2-MB-Cal	75.59	0.06	0.39	77.38	0.08	0.12
w/o Calibration	58.98	0.23	1.58	47.15	0.12	0.29
w/o CAD-non-causal	73.93	0.09	0.62	62.36	0.19	0.23
w/o CAD-causal	72.98	0.04	0.38	58.97	0.11	0.15

Table 4: Experimental results of ablation study of in-target stance detection on the Sem16 dataset, and zero-shot stance detection on the VAST dataset. SSC stands for Bias-SSC and TPB stands for Bias-TPB.

	CAD-non-causal		CAD-causal	
	Quality	Achievement	Quality	Achievement
Human Eval	96.67%	91.33%	95.33%	88.83%

Table 5: Human evaluation on Sem16, P-Stance, and VAST datasets. Quality stands for qualitative assessment of the generated samples and achievement stands for the achievement of generating objectives.

calibration network. (3) "w/o CAD-causal" denotes without the causal counterfactual augmented data when training the gated calibration network.

The results are presented in Table 4. Note that despite utilizing the same stance reasoning, a lack of calibration can result in sub-optimal results and notable biases. Thus validating the effectiveness of our gate calibration network. In addition, when removing non-causal counterfactual data, the bias would increase more significantly, proving that non-causal counterfactual data have a great effect on mitigating biases. The removal of causal counterfactual data declines the performance more significantly, suggesting that the causal counterfactual data considerably enhanced the accuracy and generalizability of stance detection.

6.5 Human Evaluation

We randomly select 500 samples and use human evaluation (with three evaluators who are not involved in this work) to measure the counterfactual data generated by GPT-3.5-turbo. The primary consideration focuses on the qualitative assessment of the generated samples. The secondary consideration pertains to achieving generating objectives, necessitating evaluators to confirm if the samples were generated as guideline instructions. Evaluators respond to these considerations with a binary "yes" or "no". Subsequently, we calculate the average ratio of affirmative responses from three evalua-

tors for each query. The results in Table 5 show that the generated samples are of high quality, contributing substantially to our gated calibration network training.

7 Conclusion

In this paper, we categorize the biases of LLMs in stance detection into two types from the perspective of causality and propose metrics to quantify these biases. Then, we propose to Mitigate Biases of LLMs in stance detection with Calibration, coined as MB-Cal. In which, a trainable gated calibration network and counterfactual data augmentation are explored to mitigate the biases of LLMs in stance detection. Experimental results on in-target and zero-shot stance detection show that our MB-Cal can effectively reduce the bias of LLMs in stance detection and lead to improved performance.

Limitations

Our framework involves using GPT-3.5 to generate counterfactual augmented data. As we analyzed earlier, these samples may contain errors, but overall are beneficial to the training of our gated calibration network. The methods of constructing counterfactual augmented data using manual annotation or other methods remain to be explored.

Ethics Statement

The datasets used in this paper are sourced from open-access datasets. The VAST dataset provides complete text data in open access. In compliance with the privacy agreement of Twitter for academic usage, the Sem16 and P-Stance were accessed using the official Twitter API⁵ through the Tweet IDs to fetch complete text data. In these datasets, we analyze the biases and stereotypes in stance detection for some sensitive targets (e.g., belief, politics, etc.). We DO NOT critique any biases and stereotypes. We focus on analyzing their impacts on stance detection and mitigating these impacts. We used the counterfactual augmented data obtained from GPT-3.5-turbo and the ChatGPT service from OpenAI during the research process. We followed their term and policies. Some examples in our paper may include a stance or tendency. It should be clarified that they are randomly sampled from the dataset for better studying the dataset and task, and do not represent any personal viewpoints.

⁵<https://developer.twitter.com/en/docs/twitter-api>

References

- Emily Allaway and Kathleen R. McKeown. 2020. [Zero-shot stance detection: A dataset and model using generalized topic representations](#). In *Proceedings of the 2020 Conference on Empirical Methods in Natural Language Processing, EMNLP 2020, Online, November 16-20, 2020*, pages 8913–8931. Association for Computational Linguistics.
- Pengyuan Chen, Kai Ye, and Xiaohui Cui. 2021. [Integrating n-gram features into pre-trained model: A novel ensemble model for multi-target stance detection](#). In *Artificial Neural Networks and Machine Learning - ICANN 2021 - 30th International Conference on Artificial Neural Networks, Bratislava, Slovakia, September 14-17, 2021, Proceedings, Part III*, volume 12893 of *Lecture Notes in Computer Science*, pages 269–279. Springer.
- Xiangjue Dong, Ziwei Zhu, Zhuoer Wang, Maria Teleki, and James Caverlee. 2023. [Co\\$^2\\$pt: Mitigating bias in pre-trained language models through counterfactual contrastive prompt tuning](#). *CoRR*, abs/2310.12490.
- Shalmoli Ghosh, Prajwal Singhania, Siddharth Singh, Koustav Rudra, and Saptarshi Ghosh. 2019. [Stance detection in web and social media: A comparative study](#). In *Experimental IR Meets Multilinguality, Multimodality, and Interaction - 10th International Conference of the CLEF Association, CLEF 2019, Lugano, Switzerland, September 9-12, 2019, Proceedings*, volume 11696 of *Lecture Notes in Computer Science*, pages 75–87. Springer.
- Gustavo Gonçalves and Emma Strubell. 2023. [Understanding the effect of model compression on social bias in large language models](#). In *Proceedings of the 2023 Conference on Empirical Methods in Natural Language Processing, EMNLP 2023, Singapore, December 6-10, 2023*, pages 2663–2675. Association for Computational Linguistics.
- Zihao He, Siyi Guo, Ashwin Rao, and Kristina Lerman. 2023. [Inducing political bias allows language models anticipate partisan reactions to controversies](#). *CoRR*, abs/2311.09687.
- Zihao He, Negar Mokherian, and Kristina Lerman. 2022. [Infusing knowledge from Wikipedia to enhance stance detection](#). In *Proceedings of the 12th Workshop on Computational Approaches to Subjectivity, Sentiment & Social Media Analysis*, pages 71–77, Dublin, Ireland. Association for Computational Linguistics.
- Hu Huang, Bowen Zhang, Yangyang Li, Baoquan Zhang, Yuxi Sun, Chuyao Luo, and Cheng Peng. 2023. [Knowledge-enhanced prompt-tuning for stance detection](#). *ACM Transactions on Asian and Low-Resource Language Information Processing*.
- Myungha Jang and James Allan. 2018. [Explaining controversy on social media via stance summarization](#). In *The 41st International ACM SIGIR Conference on*

- Research & Development in Information Retrieval, SIGIR 2018, Ann Arbor, MI, USA, July 08-12, 2018*, pages 1221–1224. ACM.
- David F. Jenny, Yann Billeter, Mrinmaya Sachan, Bernhard Schölkopf, and Zhijing Jin. 2023. [Navigating the ocean of biases: Political bias attribution in language models via causal structures](#). *CoRR*, abs/2311.08605.
- Masahiro Kaneko, Danushka Bollegala, and Naoaki Okazaki. 2023. [The impact of debiasing on the performance of language models in downstream tasks is underestimated](#). *CoRR*, abs/2309.09092.
- Ayush Kaushal, Avirup Saha, and Niloy Ganguly. 2021. [tw-twt: A dataset to assert the role of target entities for detecting stance of tweets](#). In *Proceedings of the 2021 Conference of the North American Chapter of the Association for Computational Linguistics: Human Language Technologies, NAACL-HLT 2021, Online, June 6-11, 2021*, pages 3879–3889. Association for Computational Linguistics.
- Divyansh Kaushik, Amrith Setlur, Eduard H. Hovy, and Zachary Chase Lipton. 2021. [Explaining the efficacy of counterfactually augmented data](#). In *9th International Conference on Learning Representations, ICLR 2021, Virtual Event, Austria, May 3-7, 2021*. OpenReview.net.
- Xiaochong Lan, Chen Gao, Depeng Jin, and Yong Li. 2023. [Stance detection with collaborative role-infused llm-based agents](#). *CoRR*, abs/2310.10467.
- Ang Li, Bin Liang, Jingqian Zhao, Bowen Zhang, Min Yang, and Ruifeng Xu. 2023. [Stance detection on social media with background knowledge](#). In *Proceedings of the 2023 Conference on Empirical Methods in Natural Language Processing, EMNLP 2023, Singapore, December 6-10, 2023*, pages 15703–15717. Association for Computational Linguistics.
- Yingjie Li, Tiberiu Sosea, Aditya Sawant, Ajith Jayaraman Nair, Diana Inkpen, and Cornelia Caragea. 2021. [P-stance: A large dataset for stance detection in political domain](#). In *Findings of the Association for Computational Linguistics: ACL/IJCNLP 2021, Online Event, August 1-6, 2021*, volume ACL/IJCNLP 2021 of *Findings of ACL*, pages 2355–2365. Association for Computational Linguistics.
- Bin Liang, Qinglin Zhu, Xiang Li, Min Yang, Lin Gui, Yulan He, and Ruifeng Xu. 2022. [Jointcl: A joint contrastive learning framework for zero-shot stance detection](#). In *Proceedings of the 60th Annual Meeting of the Association for Computational Linguistics (Volume 1: Long Papers), ACL 2022, Dublin, Ireland, May 22-27, 2022*, pages 81–91. Association for Computational Linguistics.
- Tomasz Limisiewicz, David Marecek, and Tomáš Musil. 2023. [Debiasing algorithm through model adaptation](#). *CoRR*, abs/2310.18913.
- Yinhan Liu, Myle Ott, Naman Goyal, Jingfei Du, Mandar Joshi, Danqi Chen, Omer Levy, Mike Lewis, Luke Zettlemoyer, and Veselin Stoyanov. 2019. [Roberta: A robustly optimized BERT pretraining approach](#). *CoRR*, abs/1907.11692.
- Yun Luo, Zhen Yang, Fandong Meng, Yafu Li, Jie Zhou, and Yue Zhang. 2023. [An empirical study of catastrophic forgetting in large language models during continual fine-tuning](#). *CoRR*, abs/2308.08747.
- Saif M. Mohammad, Svetlana Kiritchenko, Parinaz Sobhani, Xiaodan Zhu, and Colin Cherry. 2016. [Semeval-2016 task 6: Detecting stance in tweets](#). In *Proceedings of the 10th International Workshop on Semantic Evaluation, SemEval@NAACL-HLT 2016, San Diego, CA, USA, June 16-17, 2016*, pages 31–41. The Association for Computer Linguistics.
- Dat Quoc Nguyen, Thanh Vu, and Anh Tuan Nguyen. 2020. [Bertweet: A pre-trained language model for english tweets](#). In *Proceedings of the 2020 Conference on Empirical Methods in Natural Language Processing: System Demonstrations, EMNLP 2020 - Demos, Online, November 16-20, 2020*, pages 9–14. Association for Computational Linguistics.
- Abel Salinas, Louis Penafiel, Robert McCormack, and Fred Morstatter. 2023. ["im not racist but...": Discovering bias in the internal knowledge of large language models](#). *CoRR*, abs/2310.08780.
- Swapna Somasundaran and Janyce Wiebe. 2010. [Recognizing stances in ideological on-line debates](#). In *Proceedings of the NAACL HLT 2010 Workshop on Computational Approaches to Analysis and Generation of Emotion in Text*, pages 116–124, Los Angeles, CA. Association for Computational Linguistics.
- Peter Stefanov, Kareem Darwish, Atanas Atanasov, and Preslav Nakov. 2020. [Predicting the topical stance and political leaning of media using tweets](#). In *Proceedings of the 58th Annual Meeting of the Association for Computational Linguistics, ACL 2020, Online, July 5-10, 2020*, pages 527–537. Association for Computational Linguistics.
- Qingying Sun, Zhongqing Wang, Qiaoming Zhu, and Guodong Zhou. 2018. [Stance detection with hierarchical attention network](#). In *Proceedings of the 27th International Conference on Computational Linguistics, COLING 2018, Santa Fe, New Mexico, USA, August 20-26, 2018*, pages 2399–2409. Association for Computational Linguistics.
- Hugo Touvron, Thibaut Lavril, Gautier Izacard, Xavier Martinet, Marie-Anne Lachaux, Timothée Lacroix, Baptiste Rozière, Naman Goyal, Eric Hambro, Faisal Azhar, Aurélien Rodriguez, Armand Joulin, Edouard Grave, and Guillaume Lample. 2023. [Llama: Open and efficient foundation language models](#). *CoRR*, abs/2302.13971.
- Xuezhi Wang, Jason Wei, Dale Schuurmans, Quoc V. Le, Ed H. Chi, Sharan Narang, Aakanksha Chowdhery, and Denny Zhou. 2023. [Self-consistency](#)

improves chain of thought reasoning in language models. In *The Eleventh International Conference on Learning Representations, ICLR 2023, Kigali, Rwanda, May 1-5, 2023*. OpenReview.net.

Linyi Yang, Jiazheng Li, Padraig Cunningham, Yue Zhang, Barry Smyth, and Ruihai Dong. 2021. [Exploring the efficacy of automatically generated counterfactuals for sentiment analysis](#). In *Proceedings of the 59th Annual Meeting of the Association for Computational Linguistics and the 11th International Joint Conference on Natural Language Processing, ACL/IJCNLP 2021, (Volume 1: Long Papers), Virtual Event, August 1-6, 2021*, pages 306–316. Association for Computational Linguistics.

Jianhua Yuan, Yanyan Zhao, Yanyue Lu, and Bing Qin. 2022a. [SSR: utilizing simplified stance reasoning process for robust stance detection](#). In *Proceedings of the 29th International Conference on Computational Linguistics, COLING 2022, Gyeongju, Republic of Korea, October 12-17, 2022*, pages 6846–6858. International Committee on Computational Linguistics.

Jianhua Yuan, Yanyan Zhao, and Bing Qin. 2022b. [Debiasing stance detection models with counterfactual reasoning and adversarial bias learning](#). *CoRR*, abs/2212.10392.

Bowen Zhang, Daijun Ding, and Liwen Jing. 2022. [How would stance detection techniques evolve after the launch of chatgpt?](#) *CoRR*, abs/2212.14548.

Bowen Zhang, Daijun Ding, Liwen Jing, and Hu Huang. 2023a. [A logically consistent chain-of-thought approach for stance detection](#). *CoRR*, abs/2312.16054.

Bowen Zhang, Xianghua Fu, Daijun Ding, Hu Huang, Yangyang Li, and Liwen Jing. 2023b. [Investigating chain-of-thought with chatgpt for stance detection on social media](#). *CoRR*, abs/2304.03087.

Chujie Zheng, Hao Zhou, Fandong Meng, Jie Zhou, and Minlie Huang. 2023. [Large language models are not robust multiple choice selectors](#). *CoRR*, abs/2309.03882.

Yuhang Zhou, Paiheng Xu, Xiaoyu Liu, Bang An, Wei Ai, and Furong Huang. 2023. [Explore spurious correlations at the concept level in language models for text classification](#). *CoRR*, abs/2311.08648.

Qinglin Zhu, Bin Liang, Jingyi Sun, Jiachen Du, Lanjun Zhou, and Ruifeng Xu. 2022. [Enhancing zero-shot stance detection via targeted background knowledge](#). In *SIGIR '22: The 45th International ACM SIGIR Conference on Research and Development in Information Retrieval, Madrid, Spain, July 11 - 15, 2022*, pages 2070–2075. ACM.