

On Organizational Principles of Neural Systems

Xin Li¹

University at Albany

xli48@albany.edu

Abstract—How do we understand natural intelligence? Inspired by classical embodied cognition and the emerging multimodal interaction, we study the organizational principles of neural systems at three levels (device/implementation, circuit/algorithm, and system/computational) in this survey paper. Our main contributions consist of 1) Device/Implementation level: reproducibility of macroscopic states in polychronization neural group (PNG) serves as the physical basis of associative memory; 2) Circuit/Algorithm level: canonical microcircuits implement a universal predictive coding algorithm underlying all high-level cognitive functions; 3) System/Computational level: modeling sensorimotor interaction for embodied cognition plays a fundamental role in understanding natural intelligence. At each level, we use mathematical models as our abstractions and study their organizational principles (e.g., entropy reduction, predictive coding, and coordinate transformation). The unifying theme is that natural intelligence evolves by recycling a simple navigation trick in different coordinates (reference frames) hundreds of thousands of times. By representing space as a latent sequence, the neocortex solves the embodied cognition problem by building parallel cognitive maps at a large scale. We hope this survey article can inspire new research at the intersection of neuroscience and learning systems, helping bridge the gap between natural and artificial intelligence.

Keywords: *neural systems, polychronization neural group (PNG), predictive coding, sensorimotor interaction, embodied cognition, Tolman-Eichenbaum Machine (TEM)*

I. INTRODUCTION

How do we understand natural intelligence? If we use evolutionary theory as guidance, reaching the pinnacle of natural intelligence takes several phases - the human brain. The human brain contains approximately 100 billion neurons, each forming connections with thousands of other neurons, resulting in trillions of synapses. With only power of 20 watts, the human brain can achieve artificial general intelligence, including spatial navigation, object recognition, and various high-level cognitive functions such as language and abstract thoughts. The gap between natural and artificial intelligence is still significant. As Carver Mead positioned in [1] (pp. 8), “Our capability to realize simple neural functions is strictly limited by our understanding of their organizational principles, and not by difficulties in implementation.” What do we know about the organizational principles of neural systems?

In 1949, Donald Hebb [2] formulated his famous “fire together, wire together” postulate. Hebbian learning has since become a dogma in neuroscience, though it only covers the organizational principle at the most basic level. The rich interaction between excitatory and inhibitory neurons can lead

to limit cycle oscillation [3] - a periodic behavior closely related to the phenomenon of hysteresis. The implementation of Hebbian learning (e.g., via spike time-dependent plasticity (STDP) [4], [5]) was discovered much later in the late 1990s. Polychronization neural group (PNG) [6] is a more recently developed theory at the neuronal level. It emphasizes the role of STDP in the time-locking mechanism and the vast diversity of firing patterns, contributing to the neocortex’s unprecedented memory capacity.

In 1957, VB Mountcastle [7] proposed an astonishing hypothesis about the principle of column organization of the neocortex. Despite apparent functional differences among cortical areas, Mountcastle has discovered that all cortical columns anatomically share a similar six-layered structure, which can be modeled by a canonical microcircuit for predictive coding [8]. Modeling cortical columns and their interactions has revealed the uniformity and concrete layered structure of the neocortex of mammals [9], in support of Mountcastle’s hypothesis. However, connecting the structure of column organization with specific functions is not fruitful [10].

From the late 1960s to the early 1970s, David Marr published a theory of cerebellar cortex [11], a theory of cerebral neocortex [12], and a theory of Archicortex [13]. His inquiry into how the brain works through the human vision system ended abruptly with his death in 1980. The Tri-Level Hypothesis was published in his postmortem masterpiece, which laid the foundation for modern computational vision [14]. In 1989, Damasio’s consciousness theory [15] suggests that consciousness arises from emotions and feelings rooted in the body’s physiological states. He introduced the concept of convergence zones to characterize the time-locking mechanism underlying neural populations. In predictive coding [16] and the closely related free-energy principle [17], the critical principle is that the brain is constantly generating and updating a model of the world to predict sensory input. This theory is based on the idea that the brain is proactive rather than reactive, constantly trying to infer the causes of the sensory information it receives. Although these theories have offered competing interpretations of how the brain works at the system level, their connections with lower levels remain elusive.

In 2004, Jeff Hawkins published his book on intelligence [18], which re-advocated Vernon Mountcastle’s pursuit of a universal cortical processing algorithm. His ideas were more recently developed into a more comprehensive thousand brain theory [19], emphasizing the importance of reference frames and voting mechanisms among cortical columns. It was conjectured that each cortical column generated a reference frame or a map that is essentially a coordinate system used by the

brain to represent the location of objects. Despite the intellectual appeal of the thousand brain theory, it lacks a mathematical formulation or scientific rigor. Given the lack of a complete theory, NeuroAI [20] has emerged as a new paradigm to catalyze the revolution of using AI as a proxy model for neuroscience research. Nevertheless, the neuroscience-based approach toward achieving artificial general intelligence (AGI) has not caught as much attention as the CS-based approach [21] (e.g., ChatGPT by OpenAI).

The motivation behind this paper is mainly two-fold. On the one hand, neuroscience needs *evolution* [22]. This is because the neural system is a product of evolution due to the irreversibility of time. Evolutionary design [23] is the only plausible logic we can use to understand the organization and functions of the brain. For example, the real mysteries of visual perception [24], such as the presence of various defects (e.g., blind spot and inverted design), can best be solved by tracking the evolutionary path of mammalian vision systems. By treating the world as an outside memory [25], we can gain a new perspective toward revealing the brain’s mechanism. On the other hand, neuroscience needs *behavior* [26]. If evolutionary pressure is the original drive, the flexibility of animal behaviors is the direct evidence for the evolution of intelligence [20]. Goal-oriented behaviors supersede other cognitive functions (e.g., vision and language) because intelligence must have goals and motivations [19]. Instead of pursuing a representation of the external world, we argue that an action-oriented representation is more appropriate for modeling natural intelligence.

Based on the above observations, we study the organizational principles of neural systems at three levels (device/implementation, circuit/algorithm, and system/computational) following Marr’s tri-level framework in this paper. The unifying theme is that intelligent agents evolve by adapting their behavior to the physical environment and the ever-increasingly complex behavior in social groups. Our pursuit of action-oriented representation is based on the marriage of *dynamical system* and *predictive coding* frameworks, which arguably implements Vernon Moutcastle’s universal processing algorithm. However, these two frameworks operate at different scales (“more is different” [27]) - dynamical system theory is needed for the characterization of single neurons, leading to the physical basis of associative memory [28]. At the cortical column, Kalman filtering-based prediction (a.k.a. simultaneous location and mapping (SLAM) in robotics [29]) offers a computational abstraction of canonical microcircuits [30], [8]. Combining these two lines of ideas leads to a powerful memory-based prediction framework, which has already been successfully applied to the construction of cognitive maps [31] (e.g., Tolman-Eichenbaum Machine (TEM) [32]). By considering space as a latent sequence [33], we show that action-oriented representation can lead to a unified interpretation of embodied cognition beyond spatial navigation. For example, we have picked the vision and language models to demonstrate how they can be understood as spatial navigation in the latent space defined by coordinate transformations [34], [35], [36]. Here is a summary of key organizational principles at

different levels (refer to Fig. 1):

- Device/Implementation level: reproducibility and scalability of macroscopic states in polychronization neural groups (PNG) serve as the physical basis of associative memory. STDP-based time-locking promotes the reproducibility of macroscopic states by reducing Kolmogorov-Sinai (KS)-entropy. Polychronization is scalable temporally in that the time-locking of multiple PNGs can occur similarly to that of individual neurons.
- Circuit/Algorithm level: predictive coding is the universal processing cortical algorithm for modeling elementary sensorimotor interaction. Canonical microcircuits of predictive processing can be interpreted as the generalization of associative memory to cortical columns. Sensorimotor interaction at the cortical column level admits an abstraction by the Kalman filtering-based simultaneous location and mapping (SLAM) model.
- System/Computational level: The flexibility of behavior is the foundation of intelligent systems. By attaching to sensory and motor systems, the neocortex generates adaptive behaviors by minimizing prediction errors in a parsimonious and self-consistent manner. Using coordinate transformations (e.g., egocentric to allocentric), action-oriented representations can solve various high-level cognition problems by navigating and associative memory recall in the latent space.

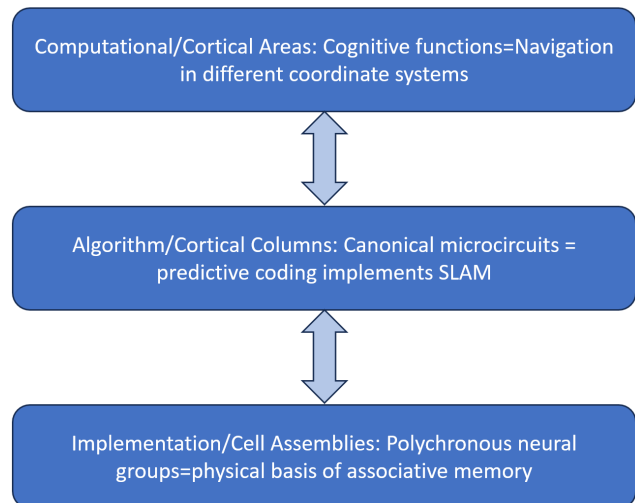


Fig. 1. Organizational principles of neural systems at three levels (computational, algorithm, and implementation) and the logic behind the evolution of natural intelligence (embodied cognition: memory-based prediction coding is combined with various coordinate transformations).

The rest of this paper is organized as follows. In Sec. II, we first lay out the theoretical framework to discuss the high-level ideas about organizational principles across different levels (i.e., “more is different”) and the relationship between computation and representation (i.e., does intelligence require representation?). In Sec. III, we study the organizational principles at the lowest (device) level. Dynamical system theory is adopted to study the polychronization of neural groups, laying the physical basis for associative memory.

In Sec. IV, we focus on the mid-level of cortical columns (analogous to circuits). The canonical microcircuits for predictive processing are interpreted from a spatial navigation perspective. We generalize the simultaneous localization and mapping (SLAM) model for column organization and briefly discuss the non-column organizational principle underlying the hippocampus and entorhinal cortex. In Sec. V, we move to the highest (system) level and present a unified framework for understanding cognitive functions based on modeling sensorimotor interactions. We also highlight the connections with the existing embodied cognition theory. In Sec. VI, we apply our organizing principles to three cognitive tasks: spatial navigation, object recognition, and language comprehension. A toy model named the Tolman-Eichenbaum Machine (TEM) was adopted to facilitate the unification across different tasks.

II. THEORETICAL FRAMEWORK

A. Emergent Property: More Is Different

The reductionist hypothesis has been well accepted by many scientists (e.g., understanding matter’s behavior in terms of atomic and subatomic particles in condensed matter physics). However, its limitation has also been well documented in “more is different” [27] where an alternative constructionist hypothesis is developed. As Anderson advocated, the hierarchy of science ranges from particle physics at the most fundamental level through many layers, including atomic, molecular, and cell biology, up to psychology and social sciences at the highest levels. An important observation with such a hierarchy is the concept of *emergence* [37] (a.k.a. collective behavior [28]), where new properties and behaviors arise at each level of complexity that are not predictable from the laws governing the lower levels. For example, the collective behavior of electrons in solids gives rise to phenomena like superconductivity and ferromagnetism, which the physics of individual electrons cannot fully explain.

A similar observation with emergence can be made in neural systems. The fundamental laws guiding the behavior of single neurons (e.g., Hodgkin–Huxley model [38]) have been well known. However, a group of excitatory and inhibitory neurons can demonstrate much more sophisticated behavior such as multiple hysteresis and limit cycle activities [3]. From neural groups to cortical columns, a new emergent property arises from the layered organization and rich interaction between sensory and motor neurons. Modeling cortical columns by canonical microcircuits gives rise to new emergent characterizations, such as predictive processing capabilities [30]. One level higher, the fruitful interaction between the sensory and motor cortex consisting of hundreds or thousands of cortical columns serves as the physical basis of flexibility or adaptive behavior (the foundation of intelligence) [19]. From single neuron and neural groups to cortical columns and areas, these emergent properties require new principles and explanations [37].

The complexity and uniqueness of phenomena at different scales of organization become even more profound for neural systems due to their interaction with the physical environment and social groups. *Mobility and intelligence are*

closely related. Actions taken by an animal are inherently constrained by motion in the physical world. During the evolution of intelligent agents, the flexibility of behavior is directly related to the physical motion of limbs, head, and eyes. From insect-level [25] to reptile-level intelligence, the vertebral column (spine) makes a big difference in adaptive behavior; from mammals to primates and humans, freeing hands from walking and for object manipulation is another major milestone with profound implications on the evolution of human vision systems [39]. Not to mention the origin of natural languages [40] - in addition to design features and uniqueness of human speech, social and cultural implications of natural languages are another coercive evidence for the emergent property of hierarchical organization.

B. Computation and Representation

In David Marr’s tri-level framework for computational vision [14], he laid out three levels: computational theory, representation/algorithm, and hardware implementation. The first and last levels are less controversial: the goal of computation is determined by the task such as the functional specification of different cortical areas in the human brain or software applications in computer systems; the hardware implementation can be analog (e.g., based on neural computation [41]) or digital (e.g., based on Von Neumann architecture). The primary controversy concerns the mid-level of representation: there is a long open debate between anti-representationalism [42] and representationalism [43]. In conventional cognitive science, cognition is often thought of as involving internal representations [44] — mental symbols or constructs that represent the external world inside the mind. Anti-representationalism, as pioneered by Brooks [25], questions or rejects the necessity or usefulness of this concept in explaining cognitive processes. The influential embodied cognition paradigm argues for using the world as its own model [25] or an outside memory [24].

Our stance is to pursue the middle ground between these two extreme views. Inspired by the ecological approach to vision by James J. Gibson [45], we advocate an embodied, dynamic, and action-oriented representation with ecological rationality. The new insight brought about by our approach can be summarized into the following three theses:

Thesis 1 (Localized embodied representation): *Internal representations, regardless of their existence, are deeply influenced and shaped by localized bodily interactions with the environment. The locality constraint is due to local receptive fields of the sensory organs of an agent.*

Thesis 2 (Dynamic stabilized representation): *Internal representations, instead of being static, are continuously updated through interaction with the external world. Dynamic representation maintains its stability by positive and negative feedback loops.*

Thesis 3 (Action-oriented representation): *Internal representations serve the purpose of guiding action, rather than merely modeling the world. In other words, internal representations are seen as tools for interaction with the environment, integrating the idea of embodiment with the concept of dynamic representation.*

We note that the above three theses are consistent with an emerging paradigm of NeuroAI [20] at the interaction of AI and neuroscience. Moravec has argued it [46] that modeling sensorimotor interaction is at a more fundamental level than modeling abstract thoughts, including language. From the evolution perspective, nature has discovered a clever trick of compressing the allocortex (the old brain) into a cortical column. Then, this trick was recycled by evolution to achieve higher intelligence from reptile brains to mammalian brains and from primate brains to human brains. As advocated by a thousand brain theory [19], each cortical column is characterized by a reference frame with minimum sensory input and motor output requirement. Therefore, modeling sensorimotor interaction in a minimal form should focus on the canonical microcircuits responsible for motor control [47] and cognitive maps [31] for spatial navigation. Through coordinate transformations among cortical areas [34], [35], [36], other cognitive functions such as object recognition and abstract thoughts can also be implemented as spatial navigation in parallel generalized cognitive maps.

Our envisioned approach to artificial general intelligence (AGI) is also fully aligned with the developing paradigm in robotics research called Agent AI [48]. The key idea behind Agent AI consists of two components: 1) an intelligent agent collects the state-action pairs from the physical world as expert demonstration training data; 2) an agent generator/simulation imitates the expert's behavior in the virtual environment. Unlike conventional reinforcement or imitation learning, a fundamentally new insight by Agent AI is the decoupling strategy (separation of the learning process from task-specific reward function), which allows the policy to generalize across different tasks without explicit dependency on a task-specific reward function. Such decoupling-based generalization can explain how emergent properties or sophisticated behaviors can arise from simpler components or rules (e.g., the synchronized firing of fireflies and the swimming pattern generated by a school of fish [49]). From this perspective, human language can also be interpreted as emergent behavior because language emerges from individual interactions within a community over time. Similarly, object recognition in vision also exemplifies emergent behavior, as complex capabilities for recognizing and interpreting visual stimuli emerge from the interactions of simpler processing units within biological or artificial systems. Multi-stable visual perception [50] and human behavior [51] represent a concrete example of broken symmetry [37] when emergence occurs. Building upon this new insight, we advocate implementing decoupling by coordinating transformations among cortical areas.

III. DEVICE LEVEL: POLYCHORNIZATION NEURAL GROUPS

In this section, we formulate the phenomenon of polychronization among neural groups under an ergodic theoretic framework and introduce the concept of motion-induced transformation as an implicit characterization of neurodynamic systems at the lowest level. The reproducibility and scalability of macroscopic states in polychronization neural groups (PNG) serve as the physical basis of associative memory.

A. Ergodic Theory of Polychronization

Toy Model of Neurodynamic System. Consider a bipartite graph with two sets of nodes (refer to Fig. 2a): sensory/motor neurons $\mathbf{X} = \{X_1, \dots, X_n\}$ and memory neurons $\mathbf{Y} = \{Y_1, \dots, Y_m\}$ and the edges connecting them have the matrix of propagation delay $\mathbf{D} = [d_{ij}], 1 \leq i \leq n, 1 \leq j \leq m$ representing the propagation delay from X_i to Y_j . Suppose the firing time for sensory/motor neurons is denoted by $\{t_1, t_2, \dots, t_n\}$, then the corresponding time for the i -th spike to reach the memory neuron Y_j can be expressed by $T_{ij} = t_i + d_{ij}$ where $1 \leq i \leq n, 1 \leq j \leq m$. If all n spikes arriving at Y_j within an interval of δ - i.e., $\Delta = \max_{i \neq k} |T_{ij} - T_{kj}| < \delta$, then Y_j is time-locked. For better biological plausibility, we also consider extending the above model by replacing a single layer memory neurons with a complete graph (refer to Fig. 2b). That is, one can introduce intragroup delays $D_{ij}, 1 \leq i, j \leq m$ among $\mathbf{Y} = \{Y_1, \dots, Y_m\}$ to enrich the interaction among the group of memory neurons.

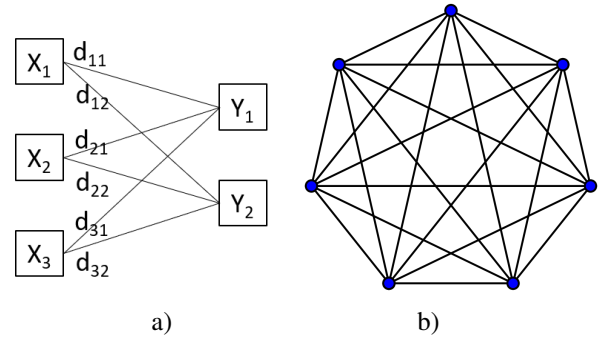


Fig. 2. a) A bipartite graph of sensorimotor-memory neurons (d_{ij} is the latency between X_i and Y_j); b) a complete graph abstracting the set of extended memory neurons (D_{ij} is the latency between Y_i and Y_j).

An important intuition behind our combinatorics formulation is based on Ramsey theory [52] that states that a certain degree of order must occur as the scale of the object becomes large. In neural systems, the degrees of order is characterized by the synchronicity among neurons; the object's scale translates to the astronomical number of neurons and synaptic connections. If we use different constellations in the night sky as a metaphor for the pattern associated with PNG, Ramsey theory implies that any pattern of polychronization can be found if the structure of PNG is rich enough. Along this line of reasoning, we formally have the following result for the bipartite model of sensorimotor-memory interaction.

Lemma 1 (Arithmetic progression lemma)

Suppose both inter-group and intra-group delay matrix consists of positive constant $d_{ij} = D_{ij} = \alpha > 0$. For periodic input patterns with a period of T and offsets of an arithmetic progression $\mathbf{X} = \{t_1, t_2, \dots, t_n\}$ with the interval of $\Delta = t_{k+1} - t_k$, we can always find a time-locked solution in the extended memory neuron group as $m \rightarrow \infty$.

Proof. Using timing-to-phase mapping (e.g., threshold phasor associative memory (TPAM) model [53]), we map the period of T in neuronal oscillation [54] to a unit circle (refer to Fig. 3). Then Weil's Equidistribution Theorem [55] guarantees the uniform distribution of arithmetic progression

sequence on the unit circle, implying the richness of structure. For an arbitrary Δ , we can find an integer value k such that $k\alpha = -\Delta \bmod T$. \square

Similar to the constellation theorem in ergodic theory [56], we want to relax the arithmetic progression constraint and observe the time-locking result for an arbitrary set of offsets $\mathbf{X} = \{t_1, t_2, \dots, t_n\}$. It turns out that this is not difficult thanks to the richness of structure assured by Weil's Equidistribution Theorem. Formally, we have

Theorem 1 (Time-Locking for Arbitrary Offsets)

Suppose both inter-group and intra-group delay matrix consists of positive constant $d_{ij} = D_{ij} = \alpha > 0$. For periodic input patterns with a period of T and arbitrary set of offsets $\mathbf{X} = \{t_1, t_2, \dots, t_n\}$, we can always find a time-locked solution in the extended memory neuron group as $m \rightarrow \infty$.

Proof. Since the arithmetic progression sequence forms the uniform distribution on the unit circle, we can find an integer value l such that $l\alpha = t_k - t_{k+1} \bmod T$ for each offset $t_k, 1 \leq k \leq n$. Repeating this strategy for $1 \leq k \leq n$ would identify the desirable PNG. \square

Phase Space Characterization. Next, we consider the generalization of the time-locking result from the periodic input of a single spike (only one offset considered) to a spike train without periodicity constraint (multiple offsets considered). We assume that the spike train fired by a neuron can be represented by $x(t) = \sum_i \delta(t - t_i)$ where $0 \leq t_i \leq T$. Note that the bounded value $T \approx 100ms$ reflects the physical constraint of latency [57]. To make our analysis more tractable, a timing-to-phase mapping (refer to Fig. 3) can be obtained by applying Fourier transform to the spike train- i.e., $X(w) = \mathcal{F}[x(t)] = \sum_i \exp(-j\omega t_i), w = \frac{2\pi}{T}$.

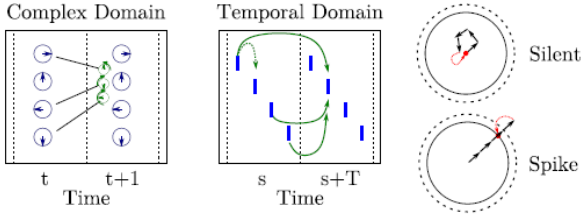


Fig. 3. Timing-to-phase mapping for phase space reconstruction of spike trains (cited from [53]).

Here is another important intuition behind the ergodic formulation [56]. Instead of working with the spike sequences generated by individual neurons, the focus shifts to a global view of spatio-temporal patterns associated with a group of neurons. The phase space of a perceptual system will be characterized by an ordered set of spike sequences $\{x_i(t)\}_{i=1}^n$, where i denotes the index of sensory neurons (with some assumed spatial ordering). Similarly, we can define the phase space for a memory system by an unordered set of spike sequences $\{y_j(t)\}_{j=1}^m$, where j denotes the index of memory neurons (no order is needed). Using timing-to-phase mapping, the encoding transformation from the phase space of sensory neurons to that of memory neurons can be represented by $\mathbf{E} : \mathbf{S}^n \rightarrow \mathbf{S}^m$ where \mathbf{S} denotes the unit circle and $\mathbf{S}^k = \mathbf{S}^1 \times \dots \times \mathbf{S}^1$ is the fundamental group of torus [58].

Motion-Induced Transformation. In neurodynamic systems, trajectories in the phase space are activated by the interaction with the external environment. For example, finger swiping of a mahjong tile can inform the brain of the character and symbols through tactile sense; visual perception also relies on the saccadic motion of pupils in understanding the physical scene. These motion patterns render the firing activities on sensory/motor neuron group \mathbf{X} , which are then mapped to the space of memory neurons \mathbf{Y} by \mathbf{E} . When the motion patterns change from t to $t + \delta t$, the induced changes on \mathbf{X} can be characterized by a group of transformation $\mathbf{T} : \mathbf{S}^n \rightarrow \mathbf{S}^n$. To facilitate our analysis, we assume that the physical motion is translational which can be satisfied by making the time interval δt infinitesimally small. Consequently, the trajectory or orbit of motion-induced transformation in the phase space of sensory input can be represented by a sequence $\{\mathbf{T}^1, \dots, \mathbf{T}^k\}$; the corresponding orbit in the phase space of memory output is denoted by $\{\mathbf{E} \circ \mathbf{T}^1, \dots, \mathbf{E} \circ \mathbf{T}^k\}$.

In ergodic theory, rotation on a unit circle is a measure-preserving transformation. It follows that the above-defined motion-induced transformation also satisfies the measure-preserving property. Therefore, we can have the following recurrence result.

Lemma 2 (Corollary of Poincare's Recurrence Theorem)

For any $x \in X$ and a motion-induced transformation \mathbf{T} , there exists a positive integer n such that $\mathbf{T}^n(x)$ is arbitrarily close to x .

The physical implication of the above result is that if one keeps finger-swiping the same mahjong tile, the rendered firing activities by tactile receptors might fluctuate and wander in the phase space, but will eventually return to the vicinity of the starting position. However, a biologically more important question is how to detect the change on the tile surface. In other words, how are the encoded firing activities in memory neurons tY 's phase space organized into different orbits? To answer this question, we need to borrow a property with a random matrix - i.e., the matrix entries are assumed to be statistically independent. With this assumption, we show that the probability of two orbits intersecting in memory neurons' phase space is infinitesimally small.

Lemma 3 (Non-overlapping orbits with random delay matrix)

For a delay matrix whose entries are perturbed by i.i.d. uniform noise, i.e., $d_{ij} = D_{ij} = \alpha + \epsilon$, where $\epsilon \sim U[0, T]$, the probability of inducing an intercepting orbit is negligible.

The proof is straightforward at least for the special case when the threshold for time-locking $\delta = 0$. The physical intuition here is that different sensory stimuli will be encoded in different orbits in the phase space of memory neurons. The invariance of sensory stimuli is largely determined by the group of motion-induced transformation $\{\mathbf{T}^1, \dots, \mathbf{T}^k\}$ thanks to the extension of Poincare's Recurrence Theorem to Multiple Birkhoif Recurrence Theorem as follows.

Lemma 4 (Corollary of Multiple Recurrence Theorem)

If X is compact metric and the group of motion-induced transformations $\{\mathbf{T}^1, \dots, \mathbf{T}^k\}$ Of X into X commute, then there exists a multiply recurrent point.

In ergodic theory, the above commuting Multiple Recurrence Theorem is the constellation theorem which states that inside certain rich structures, certain patterns will be inevitably found. Its biological implication is that when $m \rightarrow \infty$ (e.g., from single-layer to multi-layer), the structure of PNG in \mathbf{Y} will be rich enough to accommodate any input from the sensory neuron \mathbf{X} . Infinitely many input patterns in \mathbf{X} will be self-organized into non-intersecting orbits in \mathbf{Y} due to polychronization.

B. Entropy and Reproducibility of Microscopic States in PNG

Entropy and Free Energy. In parallel to the second law of thermodynamics (entropy of isolated systems left to spontaneous evolution cannot decrease), we observe that the phenomenon of polychronization tends to decrease the entropy in neurodynamic systems. This observation is consistent with the predictive coding theory [16] and free-energy principle [17] in neuroscience. To formalize our intuition, we need to have a rigorous definition of entropy.

Definition of Kolmogorov-Sinai (KS) Entropy [59]

Kolmogorov-Sinai (KS) Entropy (a.k.a. metric entropy) measures the complexity of a dynamical system, quantifying the rate at which information about the system's state is generated over time. If the phase space \mathbf{X} is partitioned into $\mathbf{X}_1 \cup \dots \cup \mathbf{X}_K$, then the KS-entropy is defined by $H(\mathbf{X}) = -\sum_{k=1}^K P(\mathbf{X}_k) \log(P(\mathbf{X}_k))$.

Unlike entropy production in dissipative systems [60], entropy tends to decrease over time in collective neurodynamic systems, leading to better predicting future states based on past states. This is the essence of short-term and long-term memory in neural systems due to forming PNGs. Formally, we have

Theorem 2 (Polychronization Reduces KS Entropy)

The formation of polychronization neural groups monotonically decreases the KS-entropy of spike trains.

Sketch of Proof. For a group of asynchronous neurons, their spike sequences will be uniformly mapped to the cells (tiled orbits) in the phase space, corresponding to the case of maximum entropy. After polychronization, Lemma 3 implies that time-locked spike sequences will be mapped to the same cell in the phase space, leading to a nonuniform distribution with lower entropy.

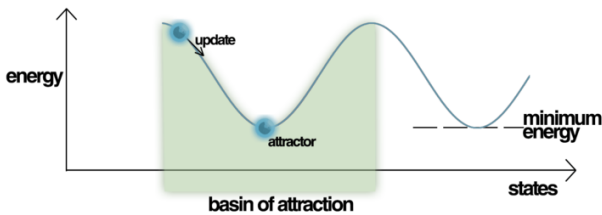


Fig. 4. Energy Landscape of a Hopfield Network, highlighting the current state of the network (up the hill), an attractor state to which it will eventually converge, a minimum energy level and a basin of attraction shaded in green. Note how the update of the Hopfield Network is always going down in energy.

The above theorem is closely related to energy-based models (e.g., Hopfield network [28] for associative memory and

energy-based learning [61]). In thermodynamics, the evolution from a non-equilibrium state to a steady state (local minimum of energy landscape) is the basis of reproducible dynamical structures [60]. A similar observation has been made for the associative recall of neural systems - e.g., in Hopfield network [28], each steady state corresponding to a local minimum of a Lyapunov function is associated with a stored memory pattern (refer to Fig. 4). Our principle of entropy reduction is consistent with the principle of free-energy minimization because both reflect the idea that minimizing surprise (arising from sensory exchanges with the physical world) enables a neural system to resist a natural tendency to disorder. The reproducibility of these microscopic states distinguishes physical systems with memory from those without memory.

Reproducibility of Macroscopic States. Following ET Jaynes's intuition [62], entropy is a measure of experimental reproducibility. In non-equilibrium thermodynamics [60], energy dissipation and entropy production extremal principles claim that many microscopic states are compatible with a single macroscopic state, but only the latter can be reproduced. Nature has discovered that the fluctuation arising from the uncertainty in the external environment only requires less than a practically infinite number of neurons to characterize. Depending on the complexity of the external environment, an organism can learn an embodied internal representation [44] to reproduce macroscopic states. The reproducibility of macroscopic states is at the foundation of learning and memory. As Heraclitus says, "no man ever steps in the same river twice"; but how does a man know that he steps in the river in the first place?

The above question can be modeled as the perturbation of the sensory input by motion-induced transformation. Given the trajectory in the phase space of sensory/motor neurons as induced by $\{\mathbf{T}^1, \dots, \mathbf{T}^k\}$, how can we guarantee the invariance of the encoded outcome in the phase space of memory neurons? Our reasoning consists of two steps. First, we show how to achieve group invariance (GI) to order $\{\mathbf{T}^1, \dots, \mathbf{T}^k\}$, confirming the commuting property of motion-induced transformations. Then we consider the perturbation introduced to the polychronization process, leading to the bifurcation phenomenon related to multistable perception [50].

Theorem 3 (GI of Motion-Induced Transformations)

Suppose $\{i(1), \dots, i(k)\}$ is a permutation of $\{1, \dots, k\}$, the encoded outcome in the phase space of memory neurons induced by $\{\mathbf{T}^{i(1)}, \dots, \mathbf{T}^{i(k)}\}$ is the same as that by $\{\mathbf{T}^1, \dots, \mathbf{T}^k\}$.

Proof. Based on the toy model shown in Fig. 2, we observe that if we rewire the delay matrix D_{jk} into $D_{i(j)i(k)}$, the same process of polychronization can be associated with the permuted neuron group.

Now, we consider the solution space of the polychronization process and ask: do the orbits of different PNGs intersect? can we reverse the orbit (i.e., does $\mathbf{T}^i \rightarrow \mathbf{T}^j$ imply $\mathbf{T}^j \rightarrow \mathbf{T}^i$)? is the polychronization result unique for any given \mathbf{X} ? The answers are negative. We summarize our findings into the following theorem in the phase space.

Theorem 4 (Irreversibility and Bifurcation Theorem)

Motion-induced transformations generate orbits in the phase space: $\mathbf{T}^1 \rightarrow \dots \rightarrow \mathbf{T}^k$. These orbits cannot be reversed

and generally do not interact with each other. Under special conditions, the same initial state can end up with two different steady states, a phenomenon called bifurcation.

Note that the time irreversibility of polychronization is based on the fundamental law of physics (e.g., transmission delays are always positive). The question of intersection between different orbits is partially answered by Lemma 3 for a random delay matrix. If the delay matrix is not random, we might observe that some small perturbation of the initial trajectory can lead to dramatically different outcomes (conceptually similar to the well-known butterfly effect [63]). For the celebrated Kuramoto model [64], a bimodal steady state was studied in [65], where two counter-rotating groups of phase-locked oscillators emerge. This bifurcation phenomenon contributes to the neural basis of multistable perception [66].

Temporal Scalability of PNGs. The hierarchical organization of neural systems in terms of timescale has been documented in the literature [67], [68]. In [69], hierarchical organization of cell assemblies were regarded as a neural syntax (analogous to the syntax in natural languages); and constituents of the neural syntax are organized by dynamically changing constellations of synaptic weights (called “synapsembles”). Temporally scalable extension of PNGs (constellations) formation includes two key ideas [70]: 1) sequential recall - upon future presentation of any stimulus in the sequence, the corresponding PNGs and its subsequent ones will be activated sequentially until the end of the sequence; 2) scaffolded recall - if the stimulus sequence is presented to two brain areas simultaneously, a scaffolded representation (e.g., Helen Keller’s connecting perceptual sensation of water with the tactile abstraction of the word [71]) resulting in more efficient memorization and recall.

This section summarizes the analogy between thermodynamics and neurodynamics in Table I and the following proposition. In parallel to time and ensemble average in thermodynamics, we have the group of transformations induced by motion and the corresponding PNGs generated by the same stimulus class. Macroscopic properties of neurodynamic systems, including sensory stimulus classes and motion-induced transformations, are reproducible from the observed PNGs. We conjecture that the reproducibility of macroscopic states achieved by PNGs serves as the physical basis of neural memory. Following the Hebbian learning postulate, we can see how the time-locking mechanism [15] shapes the connections among neurons (e.g., feedforward, feedback, and lateral) into functionally distinct processing streams, constituting the anatomical structures of cortical columns. This circuitry of the neocortex brings us to the next level of understanding the organizational principles of neural systems.

Proposition 1 (Principle of Polychronization):

Polychronous neural groups have higher reproducibility than asynchronous groups. Self-organization of neural systems is to monotonically increase reproducibility or predictability (equivalent to entropy reduction). The number of reproducible microscopic states of neural groups determines the memory capacity of neural systems.

description	thermodynamics	neurodynamics
interacting unit	particles	neurons
phase space	positions and momentum	firing patterns
order parameter	pressure and temperature	stimulus and motion
system dynamics	N-body problem	motion-induced transformation
steady states	attractors	PNGs
order quantification	Gibbs entropy	metric/KS-entropy
evolutionary law	entropy non-decreasing	entropy non-increasing

TABLE I
ANALOGY BETWEEN THERMODYNAMIC AND NEURODYNAMIC SYSTEMS.

IV. CIRCUIT LEVEL: MODELING CORTICAL COLUMNS

Polychronization neural group-based memory provides the framework from which the brain generates predictions about the world, according to the principles of predictive coding [18]. Predictive coding [16] theorizes that the brain continuously makes predictions about incoming sensory information based on experiences (i.e., memory). Polychronization in microcircuits can represent and update these predictions over time [30]. By having neurons fire in specific temporal patterns, the brain can encode and update predictions about future sensory events [72].

An important new insight this work brings is a *minimalist* view toward predictive coding - i.e., from an evolutionary perspective, what will be the most primitive function for cortical columns to perform? We argue that it solves the simultaneous localization and mapping (SLAM) problem for spatial navigation [29]. Nature has discovered an elegant solution to compress the neural machinery for cognitive maps to a minimal form (i.e., canonical microcircuits [8]) and recycle it to achieve higher intelligence by generalizing the concept map into the latent space through evolution. In this section, we first briefly review the biological findings with canonical microcircuits for predictive coding and then derive a computational abstraction of canonical microcircuits to implement SLAM and its latent space generalization.

A. Canonical Microcircuits for Predictive Coding

Predictive coding is an influential theory in computational neuroscience with rich connections with the Bayesian brain [74] and variational inference [17]. The fundamental idea behind predictive coding is that the brain uses an internal model/representation to predict sensory input based on movements and past sensory experience [30]. This idea can be implemented by treating the neocortex as an architecture trained in an unsupervised setting to perform inference and learning simultaneously to incoming sensory signals [75]. A key advantage of predictive coding in terms of computational efficiency is that only bipolar (positive and negative) prediction errors are transmitted up the hierarchy. It follows that the embodied internal representation can be modified without bottom-up input, which allows for simulating and predicting the environment (the offline mode of human thoughts).

Several canonical microcircuits such as Douglas-Martin model [76] and Haeusler-Maass model [77] have been studied for predictive coding in the literature. These models have revealed a remarkable correspondence between the microcircuitry of the cortical column and the connectivity required by predictive coding. In Douglas-Martin model [76], information flow through the cortical column is characterized by

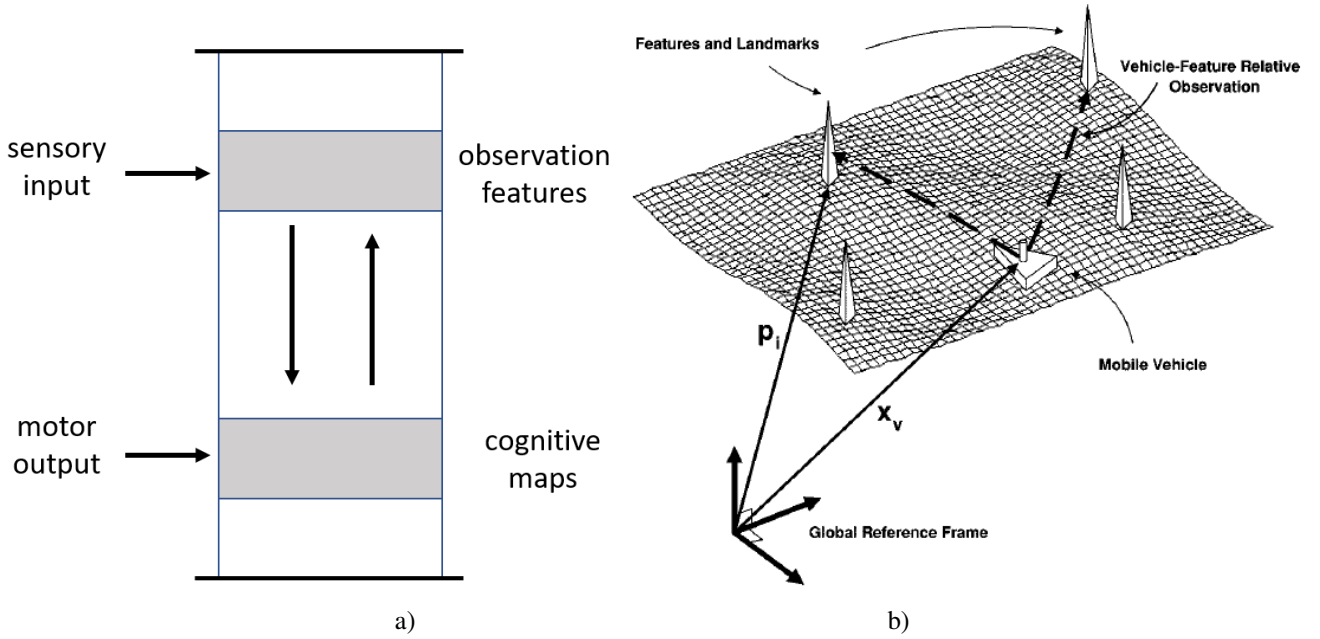


Fig. 5. Computational abstraction of the sensorimotor interaction within a cortical column. a) a cortical column is characterized as an individual sensorimotor machine [19] (explaining why it is a structure without a function [10]); b) the abstraction of cortical columns by a SLAM model [29], which implements predictive coding for associative memory [73].

a stereotypical pattern of fast excitation followed by slower and longer-lasting inhibition in the cat visual system. The three neuronal populations receive thalamic drive and amplify transit thalamic inputs to generate sustained activities while maintaining a balance between excitation and inhibition. This model was further extended by Haeusler and Maass in [77], which closely resembles the canonical circuits required by predictive coding. The feedforward prediction errors from a lower cortical level arrive at granular layers and are passed to excitatory and inhibitory interneurons in supragranular layers, encoding expectations. Meanwhile, the connections between excitatory and inhibitory neurons in supragranular layers enable deep pyramidal cells and excitatory interneurons to generate feedback predictions, which descend to a lower hierarchical level.

The predictive coding framework has found successful applications in both visual perception [16] and sensorimotor interaction [78]. In visual perception, the inverse (top-down) model passes the prediction of neural activities about a lower level from the higher level of the visual cortex; the forward (bottom-up) model carries the prediction residues between the prediction and actual low-level activities at the lower level of the visual cortex. In sensorimotor control, the inverse model characterizes the transformation from a sensory coordinate system to a motor coordinate system; and the forward model abstracts the transformation from a motor coordinate system to a sensory coordinate system. Here, we take a minimalist approach to modeling sensorimotor interaction for spatial navigation. As shown in Fig. 5, we hypothesize that the interaction between sensory input and motor output of cortical columns can be abstracted by a simultaneous localization and map (SLAM) model treating observation features (landmarks) and cognitive maps (positions) as peer hidden variables. Note

that associative memory can also be implemented by predictive coding [73]. Therefore, the SLAM model can be interpreted as associative memory at the level of cortical columns (one level above neural groups).

B. Toy Model: SLAM Model and Its Generalization

In spatial navigation, predictive coding aims to resolve location uncertainty. Estimating uncertain spatial relationships is the holy grail in autonomous vehicle research. Originated from stochastic map [79], many successful solutions to the so-called simultaneous localization and map (SLAM) problem [29] can be interpreted as Kalman filtering [80], which is closely related to predictive coding. Mathematically, the SLAM problem can be solved by Kalman filtering as follows. Assume $\mathbf{x}(k) = [x_v^T(k) \ p_1^T \ \cdots \ p_N^T]$ where x_v denotes the state of the robot/vehicle and $[p_1^T \ \cdots \ p_N^T]$ is the state of the landmark locations. The state transition and observation models can be written as $\mathbf{x}(k+1) = \mathbf{F}(k)\mathbf{x}(k) + \mathbf{u}(k+1) + \mathbf{v}(k+1)$, $z_i = \mathbf{H}_i\mathbf{x}(k) + \mathbf{w}_i(k)$, where $\mathbf{F}(k)$ is the state transition matrix, \mathbf{u}, \mathbf{v} is the vector of control inputs and uncorrelated noise errors, respectively; and \mathbf{H}_i is the observation matrix for the i -th landmark, z_i is the sensor output when observing this landmark. With such an estimation-theoretic formulation of the SLAM problem, classical Kalman filtering can estimate vehicle and landmark locations alternatively. In particular, one can recursively estimate the covariance $\mathbf{P}(p|q) = E[\mathbf{x}(p|q)\mathbf{x}(p|q)^T | \mathbf{Z}^q]$ where \mathbf{Z}^q represents the sequence of observations taken up to time q . The algorithm alternates between the prediction of state estimates and the update of state estimate covariances until it reaches convergence (i.e., establishing an internal representation). Any change in the external environment (e.g., a novel landmark) will cause the production of large prediction errors.

Theorem 5 (Convergence of the Covariance Matrix in the SLAM Solution) [29].

The determinant of any submatrix of the map covariance matrix \mathbf{P} decreases monotonically as successive observations are made.

If each cortical column can implement a simplified SLAM model, we conjecture that a group of cortical columns can realize a more powerful computation by generalizing the SLAM model in the following two aspects. First, the state variable in the SLAM model can contain more information about the vehicle than its position. For example, the pose and scale information can be also included in the state observation (e.g., [81]). Second, instead of working with a single map, an SLAM model can simultaneously estimate multiple maps and resolve the location uncertainty within each. For example, the position in a map about the camera angle and distance implicitly encodes the pose and scale information (called bearing and sketch maps in parallel map theory [82]). In summary, the generalized SLAM model allows us to estimate the latent variables (i.e., the locations in multiple maps) and multiple maps simultaneously. Thanks to the linear formulation using Kalman filtering, nice properties of the original SLAM model (e.g., convergence of covariance matrix in Theorem 4) are preserved by the generalized model (e.g., semantic SLAM [83]).

Topographic Maps. A latent space generalization of maps is from the conventional Euclidean space to the topological space. For example, $R^3 \rightarrow S^1 \times S^1$ (torus topology [58]) has been found useful to model the multi-scale population activities of grid cells [84]. Such topological map can easily transform allocentric grid cell representations to egocentric goal coordinates for goal-directed navigation. Another example of a topological map is the spatial representation/organization of musical keys [85] - the 24 major and minor keys can be mapped to a torus structure $S^1 \times S^1$ embedded in R^4 . Similarly, for visual perception, the space of natural images has been embedded into a the topology of a Klein bottle when inspected locally (e.g., 3×3 patches) [86].

It has also been shown that simple and complex cells [87], which can be interpreted as latent space generalization of a map for simplified object recognition, are indeed implemented at the level of cortical columns, specifically in the primary visual cortex (V1) of the cerebral cortex. Within a cortical column in V1, simple cells are organized to respond preferentially to similar orientations. As one moves perpendicularly through the cortical surface, the preferred orientation of these cells changes systematically. If the input received by simple cells does not match the brain’s predictions (based on previous experiences and context), these cells might generate an error signal. This signal represents the discrepancy between what is predicted and what is perceived. Like simple cells, complex cells are primarily located in the primary visual cortex and are organized within cortical columns. Complex cells respond to specific orientations and movements of edges and lines, but unlike simple cells, their response is less dependent on the exact position of the stimulus within the visual field. They integrate information over a larger area and are less sensitive to the precise details of the stimulus.

C. Non-Column Organization of Other Cortical Areas

The concept of a “cortical column” primarily pertains to the cerebral cortex, particularly the neocortex, where neurons are organized into columns that extend from the brain’s surface down to the white matter. Each column tends to process similar types of information, a principle most clearly demonstrated in sensory cortices. In contrast, the hippocampus and entorhinal cortex, while they do have their own distinct types of organization, do not follow this columnar architecture. Their organization is more related to the specific types of processing they are involved in, like memory and spatial navigation, and less about the columnar structure seen in other cortical regions. Therefore, we opt to briefly review the organizational principles underlying hippocampus and entorhinal cortex at the end of this section.

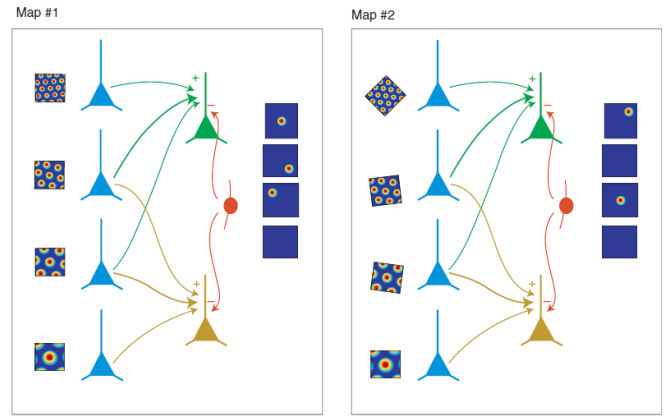


Fig. 6. Nonperiodic place cells are generated by linear summation of output from periodic grid cells. [88]. Note that different combinations can give rise to remapping in the hippocampus.

Grid and Place Cells. Grid cells are found in the entorhinal cortex, particularly in the medial entorhinal cortex (MEC). These cells fire in a hexagonal grid pattern across the environment and are crucial for providing a spatial metric or coordinate system for navigation. It has been hypothesized that the self-organization of neuronal networks based on Turing’s reaction-diffusion principle [89] can produce grid-like patterns. Computer-based simulation has confirmed the plausible connection between Turing symmetry-breaking and grid-like networks using a spin glass model [90]. Place cells are primarily located in the hippocampus, a region not organized into the classic cortical columnar structure in the cerebral cortex. Each place cell (refer to Fig. 6) represents a spatial location in the environment, known as a “place field”. Based on this observation, we can think of Euclidean space as a latent sequence [33] that can be embedded into the firing of place cells. The hippocampus, where these cells reside, is more commonly associated with its role in memory formation and spatial navigation, rather than columnar organization.

In summary, we conclude this section by highlighting the role of cortical columns in connecting the principle of device-level and system-level connections. 1) Leveling down: canonical microcircuits at cortical columns expand the reproducibility of macroscopic states by the principle of entropy reduction.

Unlike polychronization for neural groups, predictive coding reflects a more sophisticated entropy reduction strategy at the circuit level to capture regularity in the external environment. 2) Leveling up: canonical microcircuits for predictive coding serve as a bridge to support more advanced cognitive functions beyond single cortical columns. As advocated in a thousand brain theory [19], nature has discovered a clever trick of compressing the old brain into the minimum form of cortical columns. Then such a trick has been recycled repeatedly by evolution to facilitate the reach of higher intelligence, from spatial navigation to object recognition and from adaptive behavior to verbal communication.

V. SYSTEM LEVEL: HIGH-LEVEL COGNITIVE FUNCTIONS

Imagine that you are looking at 150,000 cortical columns, each of which represents a building block like a Lego piece. How will you build an intelligent machine that can learn under memory-based predictive coding? Inspired by the concept of a universal reference frame in the recent development of thousand brain theory [19], we hypothesize that map-like representations serve as a unified framework for implementing high-level cognitive functions. We will start with the proposal of viewing space as a latent sequence at the system level. Then we will use coordinate transformations across different cortical areas for knowledge representation across varying reference frames. Two principles of embodied cognition, namely manifold untangling and the world as an outside memory, will be constructed to derive bipolar action-oriented representations as the bridge to connect with predictive coding at the column level.

A. Modeling Sensorimotor Interaction

As argued in neuroAI [20], one of the greater discoveries by evolution is that the embodied sensorimotor interaction serves as a universal solution to achieving flexibility or natural intelligence. By compressing the “old brain” into cortical columns, the “new brain” (neocortex) connects the sensory cortex with the motor cortex to generate adaptive and flexible behaviors. This compression trick has been iterated for a hundred thousand times to produce higher-level cognitive functions, including object recognition and manipulation, as well as language and abstract thoughts during the evolution of natural intelligence. As argued in [19], the fundamental question about understanding intelligence is knowledge representation (any world model is the embodiment of knowledge) - i.e., how can we universally represent all knowledge about the physical world by reference frames? Note that the Euclidean space, the embodied model of cognitive maps learned by SLAM, is only a special case of reference frame. It does not solve the problem of space representation at the system level. Our first intuition is that all reference frames, including Euclidean space, can be represented by a sequence in the latent space [33].

Knowledge as a Latent Sequence. It was first recognized in [33] that the mental representation of space is an emergent property of latent higher-order sequence learning. However, the study of a clone structure cognitive graph (CSCG) model

[91] for latent representations is limited to the hippocampus only. Following our intuition above, we conjecture that the higher-order graph scaffolding endowed by the CSCG model can map sensory inputs to unique contexts in a much broader abstraction of spatial and conceptual relationships in the external environment. If all knowledge representations can be mapped to a latent sequence, this sequence consisting of PNGs becomes a natural bridge for connecting various cognitive functions across different cortical areas.

As recently demonstrated by [92], powerful transformer architectures [93], when equipped with recurrent position encodings, can precisely reproduce the spatial representation of the hippocampal formation (i.e., place and grid cells). Similarly to our generalization of SLAM in the previous section, we can envision that by considering a more general position encoding strategy in the latent space, the transformer architecture, when equipped with CSCG-based graph scaffolding, can manage the learning of not only Euclidean space but also many more abstract representations [94]. For example, the grammar in natural language can be interpreted as a high-order and hierarchical extension of position encoding in transformers (we will elaborate on this idea in the next section).

Can knowledge representations be embedded into a sequence in the latent space? We conjecture the answer is affirmative based on the following arguments. As argued in [95], a knowledge representation plays five essential roles. We can verify that a latent sequence abstraction satisfies the following requirements. First, the latent sequence is a surrogate model to support ontological reasoning about the physical world. This can be seen by the canonical circuits of predictive processing as demonstrated by Fig. 5. Second, latent sequence is a fragmentary theory of intelligent reasoning and human expression. For humans, intelligent reasoning is mostly based on natural language, which itself is sequential and admits a latent space representation [96]. Third, latent sequence supports efficient computation as manifested by the ubiquitous transformer architecture [93]. The unjustified position encoding strategy (i.e., using sine and cosine functions to encode distinct positions) is another indirect evidence for the sufficiency of latent sequence.

Knowledge representation through coordinate transformations. Cognitive maps are a special example of organizing knowledge in low-dimensional space (e.g., Euclidean) [97]. Space as a latent sequence facilitates our pursuit of a universal knowledge representation by more general concepts of reference frames [98] because any reference frame is associated with an abstraction of the space concept. An important new insight brought about by the influential paradigm of embodied cognition [99] is: *embodied cognition depends on the kinds of experience that come from having a body with various sensorimotor capacities that are themselves embedded in a more encompassing psychological context.* As shown in Fig. 7a, the closed-loop formulation of sensorimotor interaction by efference copy and corollary discharge [100] offers a canonical model at the system level for learning latent sequences as embodied internal representations.

By combining the generalized SLAM model with the CSCG-based latent sequence, we argue that any experience

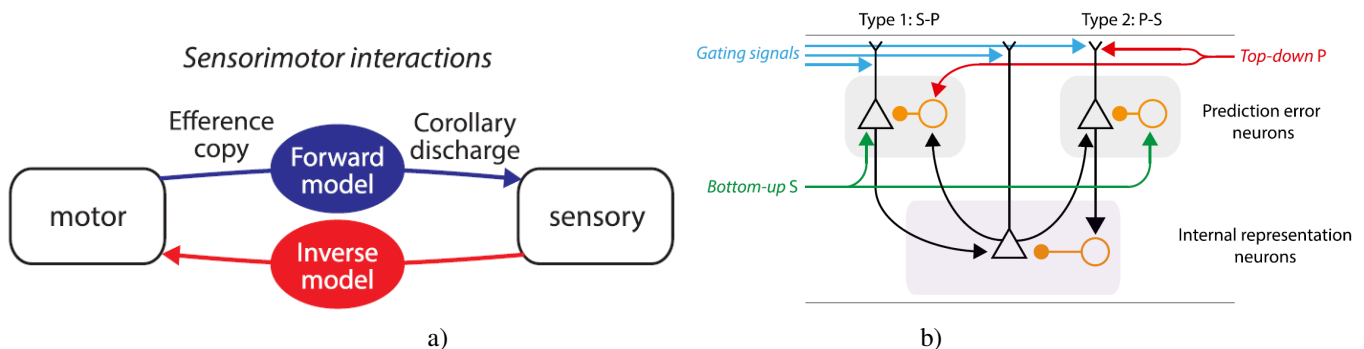


Fig. 7. Modeling sensorimotor interactions at the system level [30]. a) forward and inverse models; b) positive and negative prediction errors are computed by type-1 and type-2 neurons.

related to goal-oriented behaviors can be learned by the canonical forward and inverse models in sensorimotor interaction. To see this, we note that 1) action is the generalized form of navigation (inverse model). The ultimate objective of motor commands is to achieve a specific goal, regardless of navigation or manipulation; 2) sensing is a generalized observation (forward model) that provides feedback signals for motor adjustment. Two clever tricks achieve the flexibility of adaptive behaviors: 1) parallel maps [82] - that is, a group of cortical columns can simultaneously learn multiple latent sequences by connecting different sensory modalities with various motor controllers; 2) build a hierarchy [9] - that is, temporal binding of PNGs enables the learning of more complex latent sequences from simple ones (e.g., splitter cell [101] instead of place cells).

We can model the forward and inverse processes of sensorimotor interaction by coordinate transformations [34], [35], [36]. Coordinate transformations are essential to the flexibility of behavior because sensory information encoded into the coordinates of sensory epithelial tissues (e.g., skin and retina) must be transformed to the coordinates of muscles for movement and vice versa. The implementation of sensorimotor learning via cortical transformations has been an under-researched topic. In a perspective paper [102], the modeling of sensorimotor learning is cast under a state space framework (refer to Fig. 8). The key idea is to abstract the sensory and motor cortex, as shown in Fig. 8a, into latent sensory and motor variables. The closed-loop learning involves two state spaces: weight space (a space of synaptic weight) and activity space (a space of motor activity). Note that a point in the weight space defines the entire connectivity structure of the neural network; a point in the activity space jointly represents the activity of all neurons involved in the network. The synaptic states in the weight space constrain the neural trajectories in the activity space; conversely, the neural states occupied in the activity space constrain how the synaptic state evolves in the weight space during learning.

Coordinate transformations in the latent space. From the state-space perspective, learning can be formulated as a process of exploring and navigating in the latent weight/activity space in search of a solution for a desired behavioral outcome [102]. Such a latent space navigation perspective is well

aligned with the generalized SLAM model at the column level and general enough for linking behavior to activity patterns (geometry) of neural population [103] at various scales - e.g., from object recognition and motor control to decision-making and memory consolidation. The most challenging open problem is the learning and updating of the internal model [44] - e.g., from supervised learning [104], [44] to self-supervised learning [105], [106]? Two important new insights brought about by our approach are 1) to take a *naive Bayesian* approach [107] to *bipolar action-oriented representation* [108] instead of pursuing the construction of an internal model in conventional cognitive science; 2) to *ofload* the world as an outside memory which can be instantaneously accessed locally (by the sensory organ's receptive fields) instead of storing it internally as a global model.

Geometrically, our first intuition is to pursue a shortcut of mapping/transformation between perception (sensory cortex) and action (motor cortex) by untangling the neural manifold in the latent space of sensory and motor variables. In state space, a neural manifold can be defined by the trajectory of synaptic states that can be traversed in the activity space under current connectivity. Manifold untangling via neural population geometry has been studied for sensory perception in [103], [57]. The key idea is that the tangled manifold at a lower level, such as V1, must be untangled to facilitate object recognition at a higher level, such as IT. Similarly, neural activities in motor command are shown to avoid tangling too [109]; computation via neural population dynamics has been extended from motor control to decision-making and working memory in [110]. To our knowledge, the idea of connecting these two lines of research has not been considered in the open literature. We make the following proposition as a shortcut to adaptively maintain an equilibrium between the agent and the environment [108] while bypassing the full reconstruction of the internal model (Fig. 8a).

Proposition 2 (Principle of Manifold Untangling):

The task of sensorimotor learning via coordinate transformations can be facilitated by simultaneously untangling the neural manifold of sensory and motor variables in the latent space.

The initial evidence supporting the above proposition can be found in recent studies of abstract/disentangled representations

[94], [111]. Using feedforward neural networks as a proxy model, the authors show that an abstract representation that is disentangled in the latent space can be obtained from multi-task learning. This research shows that disentangled representations [112] of sensory and motor variables may arise from adaptive behaviors and serve as a universal solution to generate higher-level cognitive functions. Note that the generalized SLAM model is still based on linear Kalman filtering, which dictates the necessity of manifold untangling to overcome the barrier of nonlinearity. Referring to Fig. 8b, we observe that the potent equilibrium between the internal model and the external environment can be easily maintained by correcting the prediction error in the latent space (after untangling) because disentanglement enables few-shot learning and improves generalization in novel tasks [113].

B. Embodied Cognition Meets Predictive Coding

Why is a cortical column a structure without a function?

Our second intuition is related to the debate between representationalism and anti-representationalism. Given the column organization of the neocortex, one cannot help wondering if 150,000 cortical columns convey the internal representation of the environment. Surprisingly, the functional role of cortical columns was debatable and unclear [10]. Since Mountcastle’s discovery in the 1950s [7], it has not been successful in determining the function of cortical columns by searching for species differences in sensory performance that correlate with their presence or absence. Search for species differences in visual performance that correlate with presence or absence. The ocular dominance columns are not required for any visual faculty. Furthermore, it has been shown that the expression of ocular dominance columns can vary greatly even within the same species or even within the same individual’s visual cortex. So how can we explain the principle of column organization if cortical columns cannot be associated with a specific function?

The answer is that it is cortical areas rather than cortical columns as the proper scale for studying functional specificity. As our modeling of sensorimotor interaction shows, the column organization of the neocortex is to support adaptive and flexible behaviors. A moment of thought reveals that the subtle implication underlying the flexibility (or universality) is that individual building blocks cannot be function-specific. Using Lego pieces as an analogy - one can build a car or tank with Legos, but a single Lego piece does not have a specific association with the holistic moving function provided by the entire system. Instead, we argue that a more fruitful question is: *how can various high-level cognitive functions be implemented by a universal processing algorithm based on sensorimotor interaction at the column level?*

To answer this question, we resort to the theory of embodied cognition [114], [99] where human cognition is believed to be rooted in sensorimotor processing. From an evolutionary perspective [22], a proper understanding of neural systems has to take both the agent (the physical embodiment) and the world (the physical environment) into account. The heuristic principles of embodied cognition include: 1) cognition is

situated and time-pressured; 2) we offload cognitive work onto the environment; 3) cognition is for action. We formalize these principles more rigorously in this paper as follows. The generalized SLAM reconstruction is a mathematical abstraction of the first principle across different levels (i.e., cortical maps [115] serve as embodied internal representations). More importantly, the last two principles can be unified by a paradigm shift from static internal representation to dynamic action-oriented representation [22]. By coupling the agent with the world, we can simplify goal-oriented behaviors into the following principle.

Proposition 3 (Principle of Local Off-loading)

The neocortex constantly interacts with the physical environment (instead of mentally constructing an internal representation) by minimizing the potential discrepancy between the target and actual goals in action or behavior. But this interaction is constrained by the locality of sensory organs and, therefore, only offloads a localized version of the world as the outside memory.

This principle can be interpreted as a localized refinement of the theory of embodied cognition [25]. The agent constantly interacts with the physical environment, but instead of mentally constructing a global internal representation, it “uses the world as its own model” [25] and offloads cognition onto the localized environment constrained by the receptive field of a sensory organ. Predictive coding is essentially the simple (but not simpler) solution to learning a parsimonious and self-consistent representation [116] with the locality constraint. Moreover, by recognizing that cognition is for action, we can simplify the objective of action-oriented representation - regardless of the type of cognitive tasks (i.e., the functional specificity of the neocortex), a universal guiding principle is what Ashby calls “homeostasis” [23]. The predictive coding framework offers a computationally principled solution to maintain stability in the face of changing but still locally constrained external environments by feedback loops. In other words, no matter what kind of cognitive tasks an agent deals with, they eventually boil down to *positive* or *negative* feedback - a simple yet elegant control mechanism discovered by nature.

Bipolar action-oriented representation also helps the understanding of Mountcastle’s discovery. The seeming lack of a function with cortical columns is likely due to its role as a universal building block that can be iteratively recycled to support new functions through evolutionary design. Moreover, we note that the great flexibility of cortical areas can also be interpreted as “lacking a specific function” because they can adapt to a great variety of functionalities when tapped to different pairing of sensory inputs and motor outputs (e.g., Helen Keller unlocked the secret of language despite being blind and deaf [71]). The organizational principle at the system level reflects a clever recycling trick of canonical microcircuits at the level of cortical columns. But more is different [27] - the new emergent property arises from the interaction among the cortical areas. Visu-motor interaction inspired the invention of tools; auditory-motor interaction contributed to the origin of speech [40]; Intraparietal Sulcus (IPS), angular gyrus, and supramarginal gyrus enable human mathematical reasoning.

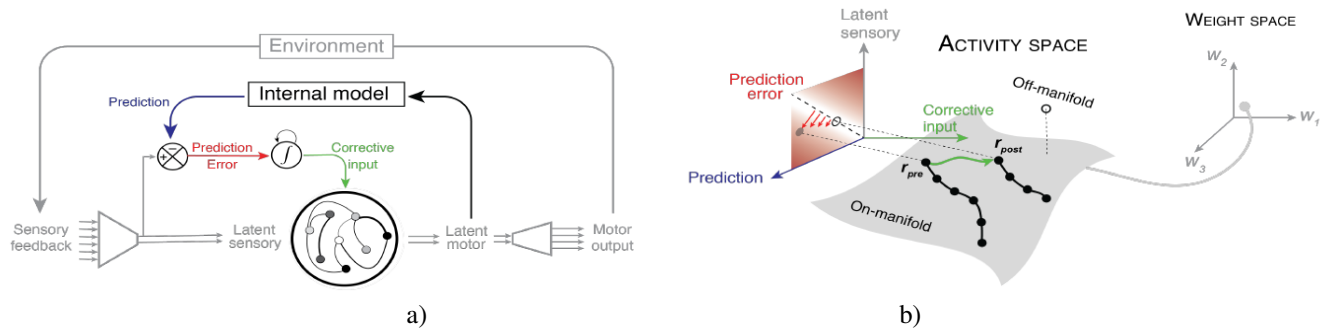


Fig. 8. Modeling sensorimotor interactions in the state space of neuronal networks [102]. a) An embodied internal model of the environment generates corrective signals to drive the neural system in the direction that minimizes the prediction error; b) the error-reducing mechanism in the activity space pushes the action toward the direction of minimizing prediction error.

Despite the apparent functional difference, almost all high-level cognitive functions are rooted in goal-oriented behaviors [117]. The new insight brought about by embodied cognition is that all goal-oriented behaviors boil down to two basic types (positive vs. negative) of predictive coding errors in bipolar action-oriented representation. This claim can be justified as follows. As shown in Fig. 7a, the brain is hypothesized to have a mechanism of transforming the efference copy of the motor command into the sensory coordinate system. This transformed version of the efference copy has been called corollary discharge [100] to distinguish the cause of sensory input between internal and external changes. This line of reasoning has led to internal representations (a.k.a. internal models) responsible for predicting sensory input. During the prediction step, bottom-up (green arrows) represents the sensory input and top-down (red arrows) denotes the prediction outcome. During the update step, we note that action-oriented internal-representation neurons in the layers of the canonical microcircuit could be hypothesized to perform the prediction step of the Kalman filter, generating expectations about sensory inputs or the state of the environment. As shown in Fig. 7b, positive type-I neurons (sensory-prediction) and negative type-II neurons (prediction-sensory) could be responsible for comparing these predictions to actual sensory inputs, thus identifying prediction errors.

VI. APPLICATIONS TO COMPUTATIONAL NEUROSCIENCE AND LEARNING SYSTEMS

In this section, we attempt to construct proxy models for three cognitive tasks: spatial navigation, object recognition, and language acquisition. In addition to the organizational principles identified above, our construction requires the following three additional principles beyond the system level. They jointly characterize the abstraction of evolving natural intelligence by evolutionary design.

Proposition 4 (Principle of Generalization/Abstraction):

All high-level cognitive functions can be abstracted into spatial navigation in different latent spaces. Latent space is a generalization of Euclidean space into topographic maps which can be represented by learned by a sequence of PNGs.

This principle is inspired by recent work on structured sequence learning [33] for modeling the hippocampus. Space

as a latent sequence has greatly facilitated the representation of Euclidean space by neural codes. If it is a simple yet elegant idea discovered by nature, we conjecture that the neocortex has adopted a similar latent space abstraction during the evolution of intelligence. In other words, nature has recycled the same trick for achieving higher intelligence through generalization and abstraction.

Proposition 5 (Principle of Integration/Factorization):

Conceptually similar to the design of integrated circuits, cortical columns serve as the basic building block for integration. Sophisticated cognitive functions can be factorized into smaller pieces to facilitate an integrated implementation.

This principle was consistent with Ashby’s design of intelligence systems [23]. It is argued that the modular design of cortical columns has been repeated for hundred thousand times to reach higher intelligence [10]. The neocortex’s hierarchical organization [118] reflects the elegance of design by nature to mirror not only the nested structure in the physical world but also the embodied and localized solution to use the world as its own model.

Proposition 6 (Principle of Attention/Voting Mechanism):

When the same physical object is perceived by more than one sensory modality, some consensus among cortical columns needs to be reached by voting. “attention is all you need” [93].

This principle was discussed in a thousand brain theory [19]. It was originally conceived as a solution to the ill-defined binding problem [119]. Our position is that the attention mechanism is necessary for embodied cognition because of the locality constraint with the sensory organ of any intelligent agent. The biological plausibility of this principle lies in that the cells with long-distance connections offer a neural mechanism of implementing voting among cortical columns. The stability of sensory perception is the result of voting.

Based on the above three additional principles, we will construct three models using a navigation and memory modules as in the generic SLAM models. The unifying theme for these constructions is to show that high-level cognition functions such as object recognition and language comprehension can be factorized similarly to the task of spatial navigation with a longer evolutionary history. The latent space generalization of the SLAM model offers a powerful and unified framework for implementing embodied cognition based on dynamic and action-oriented representations.

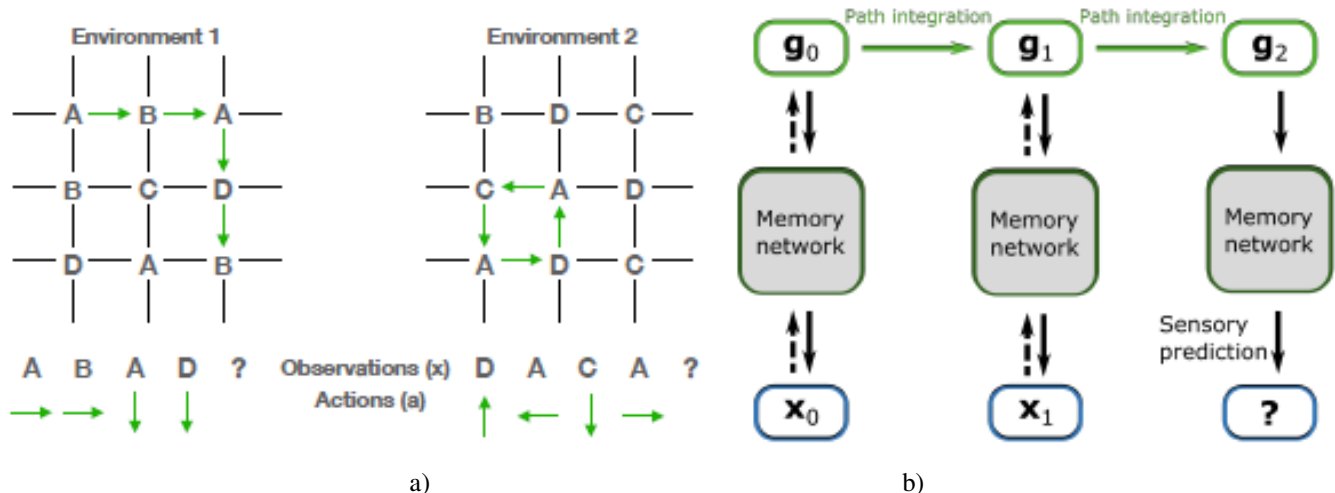


Fig. 9. The Tolman-Eichenbaum Machine (TEM) model [92]: a) spatial navigation task encoded into sequence prediction problem; b) TEM consists of path integration and memory network.

Navigation Module. This module is an abstraction of physical motion by the agent, including moving around (e.g., walking, running, flying, and so on) and looking/touching around (i.e., saccadic and tactile movement) in the physical world. For spatial navigation, It has been long hypothesized that place cell firing without cue results from path integration [98]. Among various models of path integration [120], [121], continuous attractor neural networks (CANN) [122] represents a biologically plausible implementation of the loop including the hippocampus, the subiculum, the parasubiculum, and the superior layers of the entorhinal cortex. The hippocampus and entorhinal cortex work together to perform path integration. The entorhinal cortex provides the hippocampus with metric (grid cells) and directional (head direction cells) information. In turn, the hippocampus integrates this data with its own place cell information and other contextual information to update the agent’s position in space. In SLAM, small sensor readings or movement estimation errors can accumulate over time, leading to drift. Similarly, in path integration, slight inaccuracies in estimating distance or direction can lead to errors in the internal representation of location. Both systems require mechanisms for error correction, often using external reference points (landmarks) in various coordinates.

Memory Module. This module is an abstraction of “landmark” recall by the agent across different scales (both local and global). Associative memory (AM) is a higher-order cognitive function that integrates information across various brain regions (above the level of cortical columns). Classical models such as Hopfield network [28] only represent a crude approximation of associative memory. Modern perspective [123] employs a continuous energy landscape, allowing for a more dynamic and flexible representation of states. Since neurons in modern Hopfield networks can have continuous values, the network’s capacity and flexibility in representing information have been greatly improved. However, these models do not directly support the classification of memory (e.g., declarative vs. procedural memory [124]) as high-level

cognitive functions. Their rich connections with language imply that a proper level of studying declarative/procedural model [125] is even higher than that of language (we will come back to this issue later).

A. Cognitive Maps and the Navigation Model

Following James J. Gibson’s ecological approach to vision [45], we consider that spatial navigation is among the first problems elegantly solved by nature’s evolutionary design. If cortical columns represent a compressed form of the old brain, how does the neocortex invent a global positioning system (GPS) by scaling up the SLAM model? For spatial navigation, goal-oriented behavior becomes as simple as: are we getting closer to the target? The agent’s action can be deemed intelligent if it helps achieve this simplified objective. Using the principles of abstraction and composition, the GPS problem can be factorized into two independent tasks: where and what. We will first present the system-level solutions to these subproblems and then integrate them into the build of cognitive maps [31].

Cognitive Maps. In the pioneering work of Tolman [126], cognitive maps were proposed as a systematic organization of knowledge that spanned all behavioral domains including spatial and non-spatial. To facilitate our discussion, we start with the task of spatial navigation because it has been widely studied in the literature. Following the setup in [127], [31], we adopt a reinforcement learning (RL) and graph representation framework for cognitive maps. Note that RL and Kalman filtering (KF) can be unified under a predictive coding framework in that both involve making predictions and then adjusting these predictions based on error feedback. Therefore, canonical microcircuits of cortical columns serve as the building blocks for RL and KF. A toy model for studying cognitive maps is the so-called Tolman-Eichenbaum Machine (TEM) [32]. We introduce the definition of the Tolman-Eichenbaum Machine (TEM) first.

Definition of Tolman-Eichenbaum Machine (TEM)

A Tolman-Eichenbaum Machine (TEM) integrates the concept of a cognitive map with modern understanding of memory systems in the brain. It generalized the concept of cognitive map from spatial information to various non-spatial types of information.

Fig. 9a shows a toy example of (*action, sensory*) pairs and the navigation problem based on the TEM model. The problem of spatial navigation can be formulated as how to learn and infer the external environment from a sequence in the latent space \mathbf{S} . For a sequence of actions, environment graph \mathbf{G} encodes a distribution over the latent sequence, establishing the mapping between an arbitrary topology and PNG sequences (i.e., the mirrored internal representation). Such latent space encoding is a graph learning problem (e.g., clone structure cognitive graph [91]). Using clone structure cognitive graph (CSCG) [91], TEM can learn allocentric spatial representation from a high-order sequence of egocentric sensory inputs. Such principle of “space as a latent sequence” also turns out general enough to accommodate non-spatial cognitive tasks. We opt to present the CSCG model as a topological extension of the SLAM model where the environment need not be Euclidean. Therefore, CSCG learning can also be implemented by variations of graph-based SLAM such as the expectation-maximization (EM) algorithm that has been applied to learning cloned hidden Markov Models (HMMs) [128].

Fig. 9b illustrates the factorization of the TEM model into building blocks of path integration and memory network (based on associative memory). A moment of thought will reveal that this TEM model can be interpreted as another SLAM problem formulation but at a different scale: with grid and place cells, path integration can redefine the map at a larger spatial scale; with simple and complex cells (and visual cortex built upon them which we will elaborate next), memory network can recognize more sophisticated landmarks. However, the principles of parsimony and self-consistency are still applicable. As shown in the figure, the computational solution to this problem decomposes the learning into two factors (conceptually analogous to location and map in the SLAM model): graph topology and sensory observation. Note that the Kalman-filtering-based solution to the SLAM problem at the column level also admits an EM interpretation. Therefore, The standard Baum-Welch algorithm that alternates between sensory prediction (E-step) and map updating (M-step) can implement EM-based learning of cognitive maps.

Echolocation and the Bat Model. Echolocating bats, comprising an estimated 25% of living mammals, represent a concrete example for studying spatial navigation without seeing (i.e., “bats are blind mammals”) [131]. The biological sonar system helps echolocating bats orient and forage in dark environments. The tight coupling of acoustic signal processing with vocal-motor control is based on the coordination between auditory and motor systems. Recent experiments with bats [132], [133] have shown that wild bats seldom exhibit random search but repeatedly forage in goal-directed, long, and straight flights, suggesting map-based navigation. Based on our analysis above, we offer the following explanation for constructing cognitive maps for bats. Beacons represent a parsimonious solution to reach a goal and route follow-

ing is a generalized strategy when the shortest path is not directly feasible. The path integration problem is solved by somatosensation (contributing to the integration of self-motion information); associative memory in bats is limited to simple categories of food and obstacles. Therefore, cognitive maps in bats yield self-triangulation [134], which can be interpreted as a special case of the SLAM solution. As experimental evidence, a biomimetic sonar implementing the SLAM model for bats’ navigation has been reported in BatSLAM [135] with a simplified navigation task of obstacle avoidance (the lowest-level layer in the three-layer design, called “avoid machine” in [25]). From avoid machine to wander machine and legged robots that can balance [136], we have witnessed the problem of spatial navigation has been largely solved in robotics research (e.g., the commercial products such as sweeping robots developed by iRobot and quadrupedal robots developed by Boston dynamics).

B. Object Recognition and the Vision Model

How do we define objects? From an evolutionary perspective, “objects” are artificial because they are made by mankind. Stone tools were made by our ancestors around 2.6 million to 1.4 million years ago. As visually hypothesized in the movie “2001: A Space Odyssey”, the mysterious appearance of an alien monolith caught the attention of a tribe of hominines. A brave human touched the monolith, and like being struck by thunder, the idea of using a bone as a weapon was born. The rest is the history of tool-making by humans. The moral of this story is that vision [39] “has its evolutionary ratio rooted in improved motor control.” Therefore, a more fruitful approach than pure vision is understanding vision from an embodied cognition perspective [24], [137].

Embodied cognition indeed has its footprint in understanding how vision works - e.g., Gibson’s ecological approach to vision [45] and Ballard’s animate vision [138]. However, the open literature has not well-developed the subtle relationship between vision and motor control. A fundamental question seems to be: how can spatial navigation skills be recycled by evolutionary design to support the task of motor control (for object manipulation)? To appreciate the analogy between navigation and manipulation, we resort to the recently developed thousand brain theory [19], [139] in which the role of reference frame is emphasized for understanding how the neocortex works.

What egocentric coordinates to spatial navigation are allocentric coordinates to object manipulation (refer to Fig 10a). The transformation problem between allocentric and egocentric spatial representations has been studied in [129]. Based on such knowledge of conversion between different reference frames, we envision a counterpart of a generalized SLAM problem for object manipulation to its original navigation formulation. As shown in Table II, we note that the mathematical formulation of motor control (e.g., neural optimal control hierarchy (NOCH) [140]) is also based on Bellman equation [141], which is equivalent to Kalman filtering in the SLAM formulation. Both motor control and spatial navigation heavily rely on the error feedback of linear predictive coding for closed-loop optimization.

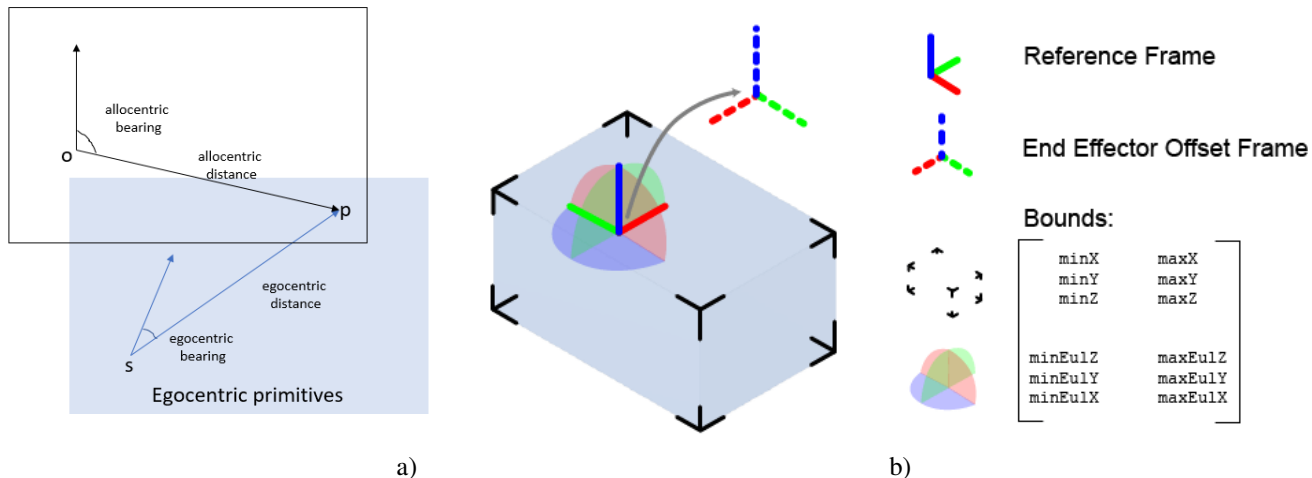


Fig. 10. Change of reference frames and its implementation by path integration. a) egocentric to allocentric transformation [129]; b) end-to-effector transformation [130].

	spatial navigation	object manipulation
motor control	lower limbs	upper limbs
spatial representation	egocentric	allocentric
sensory observation	landmarks	keypoints
action unit	moving direction/speed	end effector commands
error control	visual feedback	perturbations
hierarchy	multiple spatial scales	three-level decomposition
visual pathway	dorsal	ventral

TABLE II

ANALOGY BETWEEN SPATIAL NAVIGATION AND OBJECT MANIPULATION.

Vision for motor control facilitates an embodied cognition approach to understanding object recognition. From spatial navigation to object manipulation, the attention of our mental power shifts from egocentric to allocentric coordinates. Following this logic, we can define “object” as an analogy to “environment” [142] but unlike the natural world, objects from stone tools to autonomous vehicles represent an artificial world created by humans. Such shift of attention is responsible for the separation of the visual pathway into dorsal (where) and ventral (what) streams [143] by evolutionary design. Both streams are hierarchically organized but functionally specialized. Attention to a particular attribute of a visual stimulus can be mediated partially by the selective increase of the corresponding neural system (i.e., the ventral stream). We summarize our reasoning into the following conjecture.

Conjecture 1 (Vision for Motor Control):

Attention is all you need to recycle the trick of spatial navigation for object manipulation.

From Navigation to Object Manipulation and Recognition.

Inspired by the analogy between spatial navigation and object manipulation (Table II), we suggest that the TEM model invented for spatial navigation can be transformed into a model for object manipulation, a stepping stone to the dual task of object recognition [144]. As shown in Fig. 11, the modified TEM model consists of two modules: 1) instead of path integration, the traverse in space is achieved by saccadic movement concerning an allocentric coordinate; 2) instead of memory network, the task of making a sensory prediction is based on different keypoint-position pairings. Using the

generalized SLAM solution, we can see how a cognitive map originally used for spatial navigation in egocentric coordinates can be recycled for object navigation in allocentric coordinates.

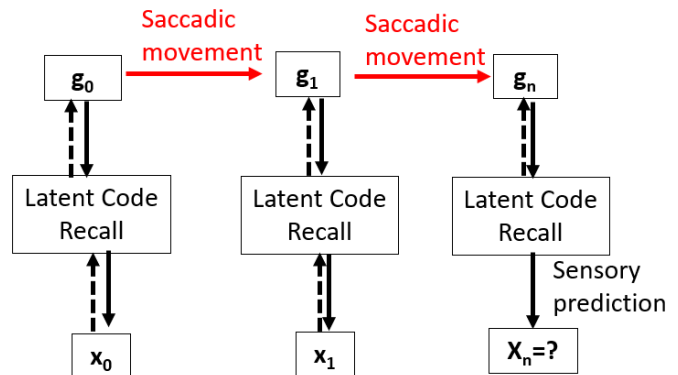


Fig. 11. Modified TEM model for object recognition: path integration and memory network are replaced by saccadic motion and keypoint recall, respectively.

Surprisingly, the relationship between object manipulation and object recognition has not been widely investigated in neuroscience literature. According to the concept of affordances introduced by James J. Gibson, when we see an object, we recognize its physical attributes and its potential use based on its shape, size, and other properties, which directly influence how we manipulate the object. Such an ecological perspective is consistent with the view that vision facilitates motor control. The shared visual pathways between visual perception and motor control also support the hypothesis that object manipulation and object recognition can be formulated as dual problems with chicken-and-egg flavor. Formally, we have the following conjecture about the potential connection.

Conjecture 2 (Object Manipulation for Recognition):

Object manipulation and recognition are two sides of the same coin. If we consider the hierarchical structure for

facilitating information flow: object manipulation represents a divergent flowing direction (namely the decomposition of a complex motion into multiple simpler building blocks); object recognition represents the opposite/convergent flowing direction (i.e., the combination of multiple local features into a single identity).

The above conjecture is supported by the analogy between vision and motor control [142] (refer to Fig. 12). In the motor areas of the frontal lobe, it was discovered that neurons with similar preferred directions are interleaved with minicolumns with nearly orthogonal preferred directions [145]. Such organizational principle is similar to the directional preference of simple cells in primary visual cortex (V1) [87]. From an embodied cognition perspective, manipulation and recognition are interconnected by the forward and inverse processes of interacting with the object. More broadly, the complementary nature between manipulation and recognition makes them a natural fit for the hierarchical model for a close-loop sensorimotor control [146]. From manipulation to recognition, we can formulate it as a generalization problem [142] - i.e., from visuomotor learning (manipulation) to visual alone (recognition). A hierarchical extension of associative memory (AM) module (e.g., [147], [148] can solve this generalization problem involving vision and motor control, as we will elaborate next.

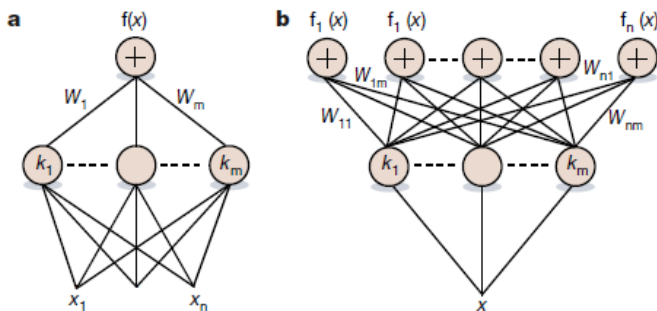


Fig. 12. Analogy between visual perception and motor control [142]. a) visual system is characterized by many-to-one mapping; b) motor system is characterized by one-to-many mapping.

Manifold Untangling. If vision’s objective is to support motor control, goal-oriented behaviors naturally dictate the requirement of object recognition such as invariance and selectivity [149]. Invariance is needed for robust motor control so the goal can be achieved regardless of the interference from the external environment. Selectivity is necessary for accurate motor control to avoid undesirable confusion (e.g., mistaking a wife for a hat [150]). The question of how the vision system solves the problem of invariant object recognition has not been completely understood; a contemporary view of single neurons in the inferior temporal (IT) cortex [57] shows that it simultaneously conveys explicit information about object identity and its position, size, pose, and context (refer to Fig. 13b). However, the mechanism of such population representation (a.k.a., neural population geometry [103]) remains elusive. Toward an improved understanding, we come up with the following conjecture.

Conjecture 3 (Active Exploration for Invariant Object Recognition):

Motor control contributes to invariant object recognition by allowing active exploration of the environment. All latent codes (including the identity of an object) are hierarchically embedded into the visual cortex to facilitate associative recall.

The critique of pure vision supports the above conjecture [39] and the theory of animate vision [151]. From the perspective of active exploration, an important new insight is the temporal consistency of object identity and its implications into identity-preserving transformations. During active exploration, physical motion induced by the object or observer naturally defines the constraint space of invariant identity. In dynamical systems, these order parameters characterize the volume of the constraint space. After parameterization, the corresponding latent codes and the object’s identity code are embedded into the stimulus data (sensory observation). They become tangled due to nonlinear projection (photoreceptors serve as the information bottleneck [152] between the environment and the visual cortex). The object recognition problem can be mathematically formulated as manifold untangling, which apparently has been solved by the visual cortex [149].

It has been hypothesized that the visual cortex solves the manifold untangling problem by gradually unfolding it along the visual hierarchy [57]. Based on conjecture 3, we believe that a hierarchical extension of the TEM model (e.g., AM via predictive coding [73] or latent energy-based model [153]) can implement the idea of gradual unfolding as follows. At each level, sensory stimuli are encoded into a code in the latent space (this latent code drives the attractor in the AM-based recall); the latent codes generated locally are fed forward along the hierarchy to produce a more global representation of the sensory stimuli by higher-dimensional latent codes. These latent codes are represented by neural populations such as PNGs and support associative recall across different scales. A working memory model in latent representation [154] shares some similarities to ours except the use of variational auto-encoder (from V1 and V2 to V4 and IT, the dimensionality of latent codes increases instead of decreases). A computational implementation of the hierarchical extension of the TEM model is via a recently developed universal Hopfield network (UHN) [155]. In summary, the problem of manifold untangling can be solved by AM assuming the feasibility of factorization into latent codes. There is no need to re-bind those latent codes, implying that the binding problem is moot [156].

Factorization and Attention. As mentioned above, the factorization principle is already reflected by the functional specification of different cortical areas such as visual vs. motor systems. The factorization of the visual pathway into the ventral and dorsal streams [143] can also be understood from the perspective of visual-motor factorization. Similarly, both visual and motor systems are further factorized along the hierarchy: for motor, it consists of the musculoskeletal plant, spinal cord, and the cerebral cortex [146]; for vision, it consists of V1, V2, V4, and IT [57]. An important new insight this work brings is recognizing the interaction between the ventral and dorsal streams for animate vision.

The dorsal visual pathway also starts from V1 and V2,

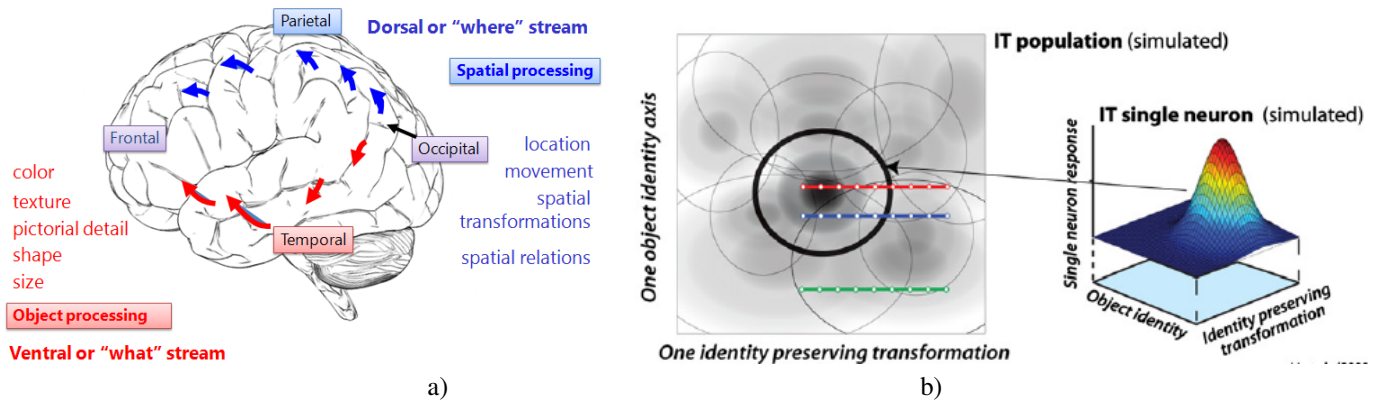


Fig. 13. Invariance computation via identity-preserving transformations: a) two-stream hypothesis in visual information processing [143] (we conjecture that the interaction between spatial and object processing contributes to identity-preserving transformations required by invariant object recognition); b) IT population explicitly encodes the identity information along with pose, scale, position, context [57] (they define the latent space of invariant object recognition).

but includes the middle temporal (MT) and medial superior temporal (MST) areas. The dorsal pathway is responsible for spatial processing, such as motion perception and the object’s spatial location relative to the viewer. Equally important is the encoding of spatial transformations by dorsal pathways (refer to Fig. 13a) because the end objective of object recognition is to support motor control (e.g., to grab a glass of water). This is particularly true for the invariance of object recognition to ego-motion (the source of identity-preserving transformations). Dorsal and ventral streams converge at higher levels of processing, such as the parietal and prefrontal cortex. In these regions, spatial information from the dorsal stream and object representations from the ventral stream are integrated. This integration allows for a more holistic understanding of the visual scene, where spatial cues are combined with object information to achieve invariant object recognition.

Using coordinate transformations, we suggest that the encoding of spatial transformations by dorsal pathways can be implemented similarly to that of object selectivity by the ventral pathway. At first sight, one might believe that the space of identity-preserving transformations is much smaller than that of object identities. A moment of thought reveals this might be a misunderstanding of the interaction between the ventral and dorsal pathways. What and where streams play an equally important role in the human vision system. Due to the hierarchical organization of the visual cortex, the identity-preserving transformations for V1 and V2 are different from those for V4 and IT. For example, the enumeration of identity-preserving transformations for a simple object such as “T” consisting of a vertical edge and a horizontal edge might end up with a few options; the total number of identity-preserving transformations for a complex object such as a human face can experience exponential growth. Fig. 13b) only shows the tiling of identity and identity-preserving transformation in 2D space [57] as a toy example of visualization.

Another byproduct of dorsal-ventral factorization is the mechanism of selective attention in visual search [157], [158] as a goal-directed behavior strategy. Visual attention [159], [160] facilitates the task of visual perception and search by prioritizing some aspects in the vast amount of information

while ignoring others. Such a simple idea can be elegantly implemented by the linear weighting strategy such as the transformer architecture [93]. However, the prioritization or weight assignment procedure is intrinsically related to the strategy of factorization (e.g., sparse factorization for neural attention modeling [161]). Among five factors that guide attention in visual search [162], we note that they all boil down to the fundamental task of motor control (i.e., the control of saccadic movement), which essentially represents the direction (the bearing map in parallel map theory [82]) toward the target. To achieve any specific goal, attention is all you need to approach the goal from an arbitrary position. Regardless of spatial navigation or visual search, directional cues play a fundamental role in all goal-directed behavior.

C. Language with Perception and Action: the Embodied Model

As eloquently argued by Moravec in [46], language is a relatively young trick discovered by nature compared to sensorimotor knowledge. Probing into the origin of language [40] was considered a debatable topic, yet there is a wide consensus on the importance of natural languages to the evolution of intelligence, especially from the perspective of its relationship to Darwinian natural selection [163]. Can language evolve without the attachment to a physical body? The answer is likely to be negative due to the fundamental role played by the motor system in language comprehension [164]. The close tie between language and action has been formulated by “bi-directional hypothesis” [165]. More specifically, embodied language processing emphasizes a rich interaction between language and action known as “experiential trace hypothesis” [166]. It says that each time an individual interacts with the world, traces of that particular experience are left in our brain. These traces can be accessed again when people think of words or sentences that remind them of that experience. Additionally, these traces in our brains are related to the actions to which they are related. Based on this hypothesis, we can connect several existing theories of embodied language with the organizing principles discussed above.

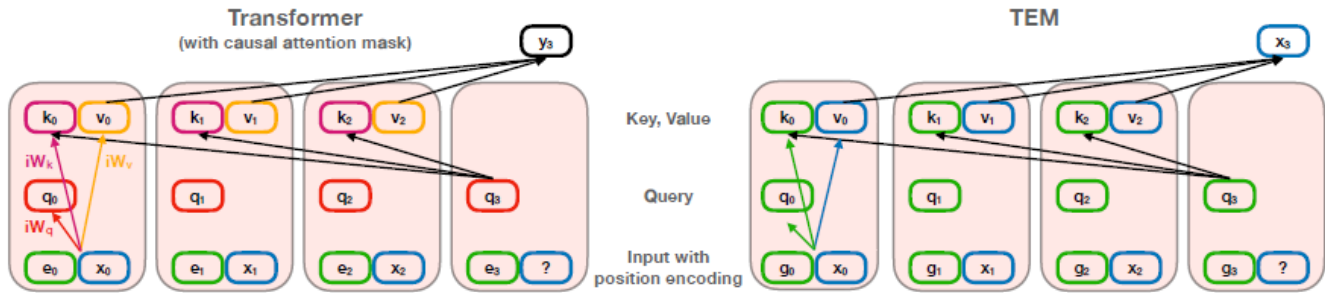


Fig. 14. The analogy between transformer architecture (left) and TEM machine (right) [92]: both use the self-attention mechanism to generate a weighted prediction [92].

Theory of Event Coding (TEC). TEM model constructed for the study of spatial navigation is also useful to a study of the relationship between perception and action as in the theory of event coding (TEC) [167]. The key insight underlying TEC is that perceptual and action features share a common code such as the treatment of sensory observation and spatial action by peer variables in the EM-based computation. By viewing actions as the result of anticipatory sensory consequences, we observe that the TEM model is well aligned with the ideomotor theory of cognition [168]. As shown in a recent work [92], TEM models admit a transformer-based interpretation (refer to Fig. 14). Given the significant influence of transformer architecture on language modeling [93], TEM model might serve as a proxy for TEC to study its implications in the modeling of natural languages.

The discovery of mirror neurons supports the bidirectionality of the association between sensory and motor representation in TEC [169] by single-neuron recordings in neurophysiology. Mirror neurons are special because they form a cortical system matching observation and execution of goal-oriented motor actions [169]. Mirror neurons provide direct evidence for the common coding shared by perception and action. The human mirror system includes Broca’s area, a cortical region critical to speech production, which makes it a plausible candidate for language-related action simulation. In action simulation theory of motor cognition [170], humans understand and predict the actions of other people by mentally *simulating* those actions within their own minds. This theory is closely related to the mechanisms of language acquisition because babies’ brains internally simulate their parents’ actions as if they were performing those actions themselves. In other words, action simulation is the theoretical foundation for language acquisition and comprehension.

Embodied language. Action-oriented representation facilitates understanding the constitution between language and action in the theory of embodied language [164]. By restoring the central role played by the motor system in language processing, we can gain deeper insight into the essence of language from a motor resonance or action simulation perspective [171]. The literature shows two kinds of motor resonance related to language comprehension: communicative and referential [164]. The former occurs when the motor system

responds to the communicative act; the latter occurs when it responds to the communication content. Both motor resonance types facilitate language comprehension by grounding abstract linguistic representations in sensorimotor experiences. For example, individuals may activate motor representations associated with the action of grasp when seeing others grasp a bottle of water (communicative motor resonance) or reading the word “grasp” (referential motor resonance).

The class of referential motor resonance is the source of abstract thoughts or covert movements in our mental world which are hierarchically organized. The relationship between hierarchical motor control [172] and the nested structure of natural languages [173] can be summarized as follows. Both language and motor control demonstrate compositionality, whereby complex structures are built from simpler elements according to combinatorial rules. In natural language, sentences are composed of phrases composed of smaller units such as words and morphemes. This syntactic structure manifests as the ability to generate an infinite variety of meaningful sentences from a finite set of words and grammatical rules. Similarly, in motor control, movements can be decomposed into smaller units, such as motor primitives or submovements, which are organized hierarchically to generate complex behaviors. Moreover, movements can comprise sequences of simpler actions or motor primitives, combined to produce more complex behaviors.

Language with Sensory Deprivation. Based on the theory of motor cognition, all language behaviors have semantic and pragmatic aspects [164]. However, speech and sign language represent overt motor behaviors; by contrast, inner speech and abstract thought are examples of covert movements - the results of action simulations. Such a perspective can be supported by the ability of humans to acquire language regardless of sensory deprivation (e.g., the story of Helen Keller). As demonstrated by comparing proficient Braille readers with untrained subjects [174], an expansion of the sensorimotor cortical area can be identified with the former, justifying the plasticity of tactile representation. For Helen Keller [71], the secret of language was revealed to her by Ms. Sullivan through a playful experiment with water - i.e., how the sensory experience with water translated to a symbolic representation abstracted by finger dancing. Such an observation suggests a

fundamental understanding of language as motor resonance - a cortical transformation in the latent sequence space [33].

Using the CSCG model [33], we can map sensory inputs (the feeling of water and its symbolic/tactile abstraction by Braille) to unique sequences in the latent space. The association between these two sequences plays a surrogate role of mirror neurons - e.g., when infants observe others speaking or producing linguistic gestures, mirror neurons may fire, allowing them to mimic those actions. This imitation serves as an important mechanism for language acquisition, as infants learn to produce sounds, words, and eventually sentences by mimicking the speech patterns of those around them. In the situation of sensory deprivation, the task of mimicking or imitation learning [175] becomes more challenging for Helen Keller. What Ms. Sullivan achieved is to use temporal synchronization as an additional clue to help Helen solve the association or binding problem using tactile sense only. Normal children can more easily solve a similar problem by associating visual writing with speech pronunciation when learning their native language. Regardless of different sensory modalities, language is another eloquent evidence for the emergent property of sensorimotor interactions.

VII. CONCLUSIONS

Unlike generative pre-trained transformers (GPT), the human brain only requires a power consumption of 20 Watts to achieve natural general intelligence. Nature achieves such a marvelous invention by a long period of evolution - from invertebrate to vertebrate, from old brain (allocortex) to new brain (neocortex). To unlock the secret of the neocortex, we study organizational principles at three levels: neural groups, cortical columns, and cortical areas. The polychronization neural groups form the physical basis of associative memory. Sensorimotor interaction at the cortical column leads to a canonical microcircuit for predictive coding, which can be linked with Kalman filtering-based solution to SLAM. Using the Tolman-Eichenbaum Machine (TEM) as the toy model built on two modules (navigation and memory), we presented a unified understanding of high-level cognitive functions as the generalization of spatial navigation in latent space. More specifically, we take object recognition and language comprehension as two concrete examples to demonstrate the universality of the TEM model. Observing how emergent properties (i.e., broken symmetry) arise from the polychronization of neurons at different scales (groups, columns, and areas) is enlightening. When empowered by motion-induced transformations (again across different scales), the class of associative memory models serves as a universal solution to the problem of generalization in natural intelligence.

REFERENCES

[1] C. Mead, *Analog VLSI and neural systems*. Addison-Wesley, 1989, ISBN 9780201059922.

[2] D. Hebb, "The organization of behavior; a neuropsychological theory." 1949.

[3] H. R. Wilson and J. D. Cowan, "Excitatory and inhibitory interactions in localized populations of model neurons," *Biophysical Journal*, vol. 12, no. 1, pp. 1–24, 1972.

[4] G.-q. Bi and M.-m. Poo, "Synaptic modifications in cultured hippocampal neurons: dependence on spike timing, synaptic strength, and postsynaptic cell type," *Journal of neuroscience*, vol. 18, no. 24, pp. 10464–10472, 1998.

[5] N. Caporale and Y. Dan, "Spike timing-dependent plasticity: a hebbian learning rule," *Annu. Rev. Neurosci.*, vol. 31, pp. 25–46, 2008.

[6] E. M. Izhikevich, "Polychronization: computation with spikes," *Neural computation*, vol. 18, no. 2, pp. 245–282, 2006.

[7] V. B. Mountcastle, "Modality and topographic properties of single neurons of cat's somatic sensory cortex," *Journal of neurophysiology*, vol. 20, no. 4, pp. 408–434, 1957.

[8] A. M. Bastos, W. M. Usrey, R. A. Adams, G. R. Mangun, P. Fries, and K. J. Friston, "Canonical microcircuits for predictive coding," *Neuron*, vol. 76, no. 4, pp. 695–711, 2012.

[9] "On the computational architecture of the neocortex: II the role of cortico-cortical loops," *Biological cybernetics*, vol. 66, no. 3, pp. 241–251, 1992.

[10] J. C. Horton and D. L. Adams, "The cortical column: a structure without a function," *Philosophical Transactions of the Royal Society B: Biological Sciences*, vol. 360, no. 1456, pp. 837–862, 2005.

[11] D. Marr, "A theory of cerebellar cortex," *The Journal of Physiology*, vol. 202, no. 2, pp. 437–470, 1969.

[12] —, "A theory for cerebral neocortex," *Proceedings of the Royal Society of London. Series B. Biological sciences*, vol. 176, no. 1043, pp. 161–234, 1970.

[13] —, "Simple memory: A theory for archicortex," *Philosophical Transactions of the Royal Society of London. Series B, Biological Sciences*, pp. 23–81, 1971.

[14] —, *Vision: A computational investigation into the human representation and processing of visual information*. MIT press, 1982.

[15] A. R. Damasio, "Time-locked multiregional retroactivation: A systems-level proposal for the neural substrates of recall and recognition," *Cognition*, vol. 33, no. 1-2, pp. 25–62, 1989.

[16] R. P. Rao and D. H. Ballard, "Predictive coding in the visual cortex: a functional interpretation of some extra-classical receptive-field effects," *Nature neuroscience*, vol. 2, no. 1, pp. 79–87, 1999.

[17] K. Friston, "The free-energy principle: a unified brain theory?" *Nature reviews neuroscience*, vol. 11, no. 2, pp. 127–138, 2010.

[18] J. Hawkins and S. Blakeslee, *On intelligence*. Macmillan, 2004.

[19] J. Hawkins, *A thousand brains: A new theory of intelligence*. Basic Books, 2021.

[20] A. Zador, S. Escola, B. Richards, B. Ölveczky, Y. Bengio, K. Boahen, M. Botvinick, D. Chklovskii, A. Churchland, C. Clopath *et al.*, "Catalyzing next-generation artificial intelligence through neuroai?" *Nature communications*, vol. 14, no. 1, p. 1597, 2023.

[21] J. Pei, L. Deng, S. Song, M. Zhao, Y. Zhang, S. Wu, G. Wang, Z. Zou, Z. Wu, W. He *et al.*, "Towards artificial general intelligence with hybrid tianjic chip architecture," *Nature*, vol. 572, no. 7767, pp. 106–111, 2019.

[22] P. Cisek and B. Y. Hayden, "Neuroscience needs evolution," p. 20200518, 2022.

[23] W. R. Ashby, "An introduction to cybernetics," 1956.

[24] J. K. O'regan, "Solving the" real" mysteries of visual perception: the world as an outside memory." *Canadian Journal of Psychology/Revue canadienne de psychologie*, vol. 46, no. 3, p. 461, 1992.

[25] R. A. Brooks, "Intelligence without representation," *Artificial intelligence*, vol. 47, no. 1-3, pp. 139–159, 1991.

[26] J. W. Krakauer, A. A. Ghazanfar, A. Gomez-Marín, M. A. MacIver, and D. Poeppel, "Neuroscience needs behavior: correcting a reductionist bias," *Neuron*, vol. 93, no. 3, pp. 480–490, 2017.

[27] P. W. Anderson, "More is different: Broken symmetry and the nature of the hierarchical structure of science." *Science*, vol. 177, no. 4047, pp. 393–396, 1972.

[28] J. J. Hopfield, "Neural networks and physical systems with emergent collective computational abilities." *Proceedings of the national academy of sciences*, vol. 79, no. 8, pp. 2554–2558, 1982.

[29] M. G. Dissanayake, P. Newman, S. Clark, H. F. Durrant-Whyte, and M. Csorba, "A solution to the simultaneous localization and map building (slam) problem," *IEEE Transactions on robotics and automation*, vol. 17, no. 3, pp. 229–241, 2001.

[30] G. B. Keller and T. D. Mrsic-Flogel, "Predictive processing: a canonical cortical computation," *Neuron*, vol. 100, no. 2, pp. 424–435, 2018.

[31] J. C. Whittington, D. McCaffary, J. J. Bakermans, and T. E. Behrens, "How to build a cognitive map," *Nature neuroscience*, vol. 25, no. 10, pp. 1257–1272, 2022.

- [32] J. C. Whittington, T. H. Muller, S. Mark, G. Chen, C. Barry, N. Burgess, and T. E. Behrens, "The tolman-eichenbaum machine: unifying space and relational memory through generalization in the hippocampal formation," *Cell*, vol. 183, no. 5, pp. 1249–1263, 2020.
- [33] R. V. Raju, J. S. Guntupalli, G. Zhou, M. Lázaro-Gredilla, and D. George, "Space is a latent sequence: Structured sequence learning as a unified theory of representation in the hippocampus," *arXiv preprint arXiv:2212.01508*, 2022.
- [34] R. A. Andersen, L. H. Snyder, C.-S. Li, and B. Stricanne, "Coordinate transformations in the representation of spatial information," *Current opinion in neurobiology*, vol. 3, no. 2, pp. 171–176, 1993.
- [35] A. Pouget and T. J. Sejnowski, "Spatial transformations in the parietal cortex using basis functions," *Journal of cognitive neuroscience*, vol. 9, no. 2, pp. 222–237, 1997.
- [36] M. Graf, "Coordinate transformations in object recognition," *Psychological Bulletin*, vol. 132, no. 6, p. 920, 2006.
- [37] P. W. Anderson and D. L. Stein, *Broken symmetry, emergent properties, dissipative structures, life: are they related?* Springer, 1987.
- [38] A. L. Hodgkin and A. F. Huxley, "A quantitative description of membrane current and its application to conduction and excitation in nerve," *The Journal of physiology*, vol. 117, no. 4, p. 500, 1952.
- [39] P. S. Churchland, V. S. Ramachandran, and T. J. Sejnowski, "A critique of pure vision," 1993.
- [40] C. F. Hockett and C. D. Hockett, "The origin of speech," *Scientific American*, vol. 203, no. 3, pp. 88–97, 1960.
- [41] J. A. Hertz, *Introduction to the theory of neural computation*. Crc Press, 2018.
- [42] A. Chemero, "Anti-representationalism and the dynamical stance," *Philosophy of Science*, vol. 67, no. 4, pp. 625–647, 2000.
- [43] P. Haselager, A. De Groot, and H. Van Rappard, "Representationalism vs. anti-representationalism: a debate for the sake of appearance," *Philosophical psychology*, vol. 16, no. 1, pp. 5–24, 2003.
- [44] D. E. Rumelhart, G. E. Hinton, R. J. Williams *et al.*, "Learning internal representations by error propagation," 1985.
- [45] J. J. Gibson, "The ecological approach to visual perception: Classic edition," 1979.
- [46] H. Moravec, *Mind children: The future of robot and human intelligence*. Harvard University Press, 1988.
- [47] R. A. Schmidt, T. D. Lee, C. Winstein, G. Wulf, and H. N. Zelaznik, *Motor control and learning: A behavioral emphasis*. Human kinetics, 2018.
- [48] Z. Durante, Q. Huang, N. Wake, R. Gong, J. S. Park, B. Sarkar, R. Taori, Y. Noda, D. Terzopoulos, Y. Choi *et al.*, "Agent ai: Surveying the horizons of multimodal interaction," *arXiv preprint arXiv:2401.03568*, 2024.
- [49] D. J. Sumpter, *Collective animal behavior*. Princeton University Press, 2010.
- [50] D. A. Leopold and N. K. Logothetis, "Multistable phenomena: changing views in perception," *Trends in cognitive sciences*, vol. 3, no. 7, pp. 254–264, 1999.
- [51] A. S. Pillai and V. K. Jirsa, "Symmetry breaking in space-time hierarchies shapes brain dynamics and behavior," *Neuron*, vol. 94, no. 5, pp. 1010–1026, 2017.
- [52] R. L. Graham, B. L. Rothschild, and J. H. Spencer, *Ramsey theory*. John Wiley & Sons, 1991, vol. 20.
- [53] E. P. Frady and F. T. Sommer, "Robust computation with rhythmic spike patterns," *Proceedings of the National Academy of Sciences*, vol. 116, no. 36, pp. 18 050–18 059, 2019.
- [54] G. Buzsáki, *Rhythms of the Brain*. Oxford university press, 2006.
- [55] E. M. Stein and R. Shakarchi, *Fourier analysis: an introduction*. Princeton University Press, 2011, vol. 1.
- [56] H. Furstenberg, *Recurrence in ergodic theory and combinatorial number theory*. Princeton University Press, 2014, vol. 10.
- [57] J. J. DiCarlo, D. Zoccolan, and N. C. Rust, "How does the brain solve visual object recognition?" *Neuron*, vol. 73, no. 3, pp. 415–434, 2012.
- [58] A. Hatcher, *Algebraic topology*, 2005.
- [59] P. Walters, *An introduction to ergodic theory*. Springer Science & Business Media, 2000, vol. 79.
- [60] D. Kondepudi and I. Prigogine, *Modern thermodynamics: from heat engines to dissipative structures*. John Wiley & Sons, 2014.
- [61] Y. LeCun, S. Chopra, R. Hadsell, M. Ranzato, and F. Huang, "A tutorial on energy-based learning," *Predicting structured data*, vol. 1, no. 0, 2006.
- [62] E. T. Jaynes, "Information theory and statistical mechanics," *Physical review*, vol. 106, no. 4, p. 620, 1957.
- [63] E. N. Lorenz, "Deterministic nonperiodic flow," *Journal of atmospheric sciences*, vol. 20, no. 2, pp. 130–141, 1963.
- [64] J. A. Acebrón, L. L. Bonilla, C. J. P. Vicente, F. Ritort, and R. Spigler, "The kuramoto model: A simple paradigm for synchronization phenomena," *Reviews of modern physics*, vol. 77, no. 1, p. 137, 2005.
- [65] E. A. Martens, E. Barreto, S. H. Strogatz, E. Ott, P. So, and T. M. Antonsen, "Exact results for the kuramoto model with a bimodal frequency distribution," *Physical Review E*, vol. 79, no. 2, p. 026204, 2009.
- [66] P. Sterzer, A. Kleinschmidt, and G. Rees, "The neural bases of multistable perception," *Trends in cognitive sciences*, vol. 13, no. 7, pp. 310–318, 2009.
- [67] R. Perin, T. K. Berger, and H. Markram, "A synaptic organizing principle for cortical neuronal groups," *Proceedings of the National Academy of Sciences*, vol. 108, no. 13, pp. 5419–5424, 2011.
- [68] G. Buzsáki and A. Draguhn, "Neuronal oscillations in cortical networks," *science*, vol. 304, no. 5679, pp. 1926–1929, 2004.
- [69] G. Buzsáki, "Neural syntax: cell assemblies, synapsembles, and readers," *Neuron*, vol. 68, no. 3, pp. 362–385, 2010.
- [70] M. Dabagia, C. H. Papadimitriou, and S. S. Vempala, "Computation with sequences in the brain," *arXiv preprint arXiv:2306.03812*, 2023.
- [71] H. Keller, *The story of my life*. WW Norton & Company, 2004.
- [72] H. C. Barron, R. Auksztulewicz, and K. Friston, "Prediction and memory: A predictive coding account," *Progress in neurobiology*, vol. 192, p. 101821, 2020.
- [73] T. e. a. Salvatori, "Associative memories via predictive coding," *Advances in Neural Information Processing Systems*, vol. 34, pp. 3874–3886, 2021.
- [74] K. Friston, "A theory of cortical responses," *Philosophical transactions of the Royal Society B: Biological sciences*, vol. 360, no. 1456, pp. 815–836, 2005.
- [75] B. Millidge, A. Seth, and C. L. Buckley, "Predictive coding: a theoretical and experimental review," *arXiv preprint arXiv:2107.12979*, 2021.
- [76] R. J. Douglas and K. Martin, "A functional microcircuit for cat visual cortex," *The Journal of physiology*, vol. 440, no. 1, pp. 735–769, 1991.
- [77] S. Haesler and W. Maass, "A statistical analysis of information-processing properties of lamina-specific cortical microcircuit models," *Cerebral cortex*, vol. 17, no. 1, pp. 149–162, 2007.
- [78] M. Larkum, "A cellular mechanism for cortical associations: an organizing principle for the cerebral cortex," *Trends in neurosciences*, vol. 36, no. 3, pp. 141–151, 2013.
- [79] R. Smith, M. Self, and P. Cheeseman, "Estimating uncertain spatial relationships in robotics," in *Autonomous robot vehicles*. Springer, 1990, pp. 167–193.
- [80] H. V. Poor, *An introduction to signal detection and estimation*. Springer Science & Business Media, 2013.
- [81] V. Fragoso, J. DeGol, and G. Hua, "gdls*: Generalized pose-and-scale estimation given scale and gravity priors," in *Proceedings of the IEEE/CVF conference on computer vision and pattern recognition*, 2020, pp. 2210–2219.
- [82] L. F. Jacobs and F. Schenk, "Unpacking the cognitive map: the parallel map theory of hippocampal function," *Psychological review*, vol. 110, no. 2, p. 285, 2003.
- [83] S. L. Bowman, N. Atanasov, K. Daniilidis, and G. J. Pappas, "Probabilistic data association for semantic slam," in *International conference on robotics and automation (ICRA)*. IEEE, 2017, pp. 1722–1729.
- [84] M. Stemmler, A. Mathis, and A. V. Herz, "Connecting multiple spatial scales to decode the population activity of grid cells," *Science Advances*, vol. 1, no. 11, p. e1500816, 2015.
- [85] C. L. Krumhansl and E. J. Kessler, "Tracing the dynamic changes in perceived tonal organization in a spatial representation of musical keys," *Psychological review*, vol. 89, no. 4, p. 334, 1982.
- [86] G. Carlsson, T. Ishkhanov, V. De Silva, and A. Zomorodian, "On the local behavior of spaces of natural images," *International journal of computer vision*, vol. 76, pp. 1–12, 2008.
- [87] D. H. Hubel, *Eye, brain, and vision*. Scientific American Library/Scientific American Books, 1995.
- [88] E. I. Moser, E. Kropff, and M.-B. Moser, "Place cells, grid cells, and the brain's spatial representation system," *Annu. Rev. Neurosci.*, vol. 31, pp. 69–89, 2008.
- [89] A. TURING, "The chemical basis of morphogenesis," *Philosophical Transactions of the Royal Society of London. Series B, Biological Sciences*, vol. 237, no. 641, pp. 37–72, 1952.
- [90] M. C. Fuhs and D. S. Touretzky, "A spin glass model of path integration in rat medial entorhinal cortex," *Journal of Neuroscience*, vol. 26, no. 16, pp. 4266–4276, 2006.

- [91] D. George, R. V. Rikhye, N. Gothoskar, J. S. Guntupalli, A. Dedieu, and M. Lázaro-Gredilla, “Clone-structured graph representations enable flexible learning and vicarious evaluation of cognitive maps,” *Nature communications*, vol. 12, no. 1, p. 2392, 2021.
- [92] J. C. Whittington, J. Warren, and T. E. Behrens, “Relating transformers to models and neural representations of the hippocampal formation,” *arXiv preprint arXiv:2112.04035*, 2021.
- [93] A. Vaswani, N. Shazeer, N. Parmar, J. Uszkoreit, L. Jones, A. N. Gomez, Ł. Kaiser, and I. Polosukhin, “Attention is all you need,” *Advances in neural information processing systems*, vol. 30, 2017.
- [94] W. J. Johnston and S. Fusi, “Abstract representations emerge naturally in neural networks trained to perform multiple tasks,” *Nature Communications*, vol. 14, no. 1, p. 1040, 2023.
- [95] R. Davis, H. Shrobe, and P. Szolovits, “What is a knowledge representation?” *AI magazine*, vol. 14, no. 1, pp. 17–17, 1993.
- [96] J. Yu, A. I. Cristea, A. Harit, Z. Sun, O. T. Aduragba, L. Shi, and N. Al Moubayed, “Language as a latent sequence: Deep latent variable models for semi-supervised paraphrase generation,” *AI Open*, vol. 4, pp. 19–32, 2023.
- [97] R. Bottini and C. F. Doeller, “Knowledge across reference frames: Cognitive maps and image spaces,” *Trends in Cognitive Sciences*, vol. 24, no. 8, pp. 606–619, 2020.
- [98] A. D. Redish and D. S. Touretzky, “Cognitive maps beyond the hippocampus,” *Hippocampus*, vol. 7, no. 1, pp. 15–35, 1997.
- [99] L. Shapiro, *Embodied cognition*. Routledge, 2019.
- [100] T. B. Crapse and M. A. Sommer, “Corollary discharge across the animal kingdom,” *Nature Reviews Neuroscience*, vol. 9, no. 8, pp. 587–600, 2008.
- [101] I. Cone and C. Clopath, “Latent representations in hippocampal network model co-evolve with behavioral exploration of task structure,” *Nature Communications*, vol. 15, no. 1, p. 687, 2024.
- [102] H. Sohn, N. Meirhaeghe, R. Rajalingham, and M. Jazayeri, “A network perspective on sensorimotor learning,” *Trends in Neurosciences*, vol. 44, no. 3, pp. 170–181, 2021.
- [103] S. Chung and L. Abbott, “Neural population geometry: An approach for understanding biological and artificial neural networks,” *Current opinion in neurobiology*, vol. 70, pp. 137–144, 2021.
- [104] M. JORDAN and D. RUMELHART, “Forward models: Supervised learning with a distal teacher,” *COGNITIVE SCIENCE*, vol. 16, p. 307354, 1992.
- [105] X. Liu, F. Zhang, Z. Hou, L. Mian, Z. Wang, J. Zhang, and J. Tang, “Self-supervised learning: Generative or contrastive,” *IEEE transactions on knowledge and data engineering*, vol. 35, no. 1, pp. 857–876, 2021.
- [106] M. Farrell, S. Recanatani, and E. Shea-Brown, “From lazy to rich to exclusive task representations in neural networks and neural codes,” *Current opinion in neurobiology*, vol. 83, p. 102780, 2023.
- [107] I. Rish *et al.*, “An empirical study of the naive bayes classifier,” in *IJCAI 2001 workshop on empirical methods in artificial intelligence*, vol. 3, no. 22, 2001, pp. 41–46.
- [108] A. Clark, “An embodied cognitive science?” *Trends in cognitive sciences*, vol. 3, no. 9, pp. 345–351, 1999.
- [109] A. A. Russo, S. R. Bittner, S. M. Perkins, J. S. Seely, B. M. London, A. H. Lara, A. Miri, N. J. Marshall, A. Kohn, T. M. Jessell *et al.*, “Motor cortex embeds muscle-like commands in an untangled population response,” *Neuron*, vol. 97, no. 4, pp. 953–966, 2018.
- [110] S. Vyas, M. D. Golub, D. Sussillo, and K. V. Shenoy, “Computation through neural population dynamics,” *Annual review of neuroscience*, vol. 43, pp. 249–275, 2020.
- [111] T. Ito and J. D. Murray, “Multitask representations in the human cortex transform along a sensory-to-motor hierarchy,” *Nature Neuroscience*, vol. 26, no. 2, pp. 306–315, 2023.
- [112] J. C. Whittington, W. Dorrell, S. Ganguli, and T. Behrens, “Disentanglement with biological constraints: A theory of functional cell types,” in *The Eleventh International Conference on Learning Representations*, 2022.
- [113] T. Ito, T. Klinger, D. Schultz, J. Murray, M. Cole, and M. Rigotti, “Compositional generalization through abstract representations in human and artificial neural networks,” *Advances in Neural Information Processing Systems*, vol. 35, pp. 32 225–32 239, 2022.
- [114] M. Wilson, “Six views of embodied cognition,” *Psychonomic bulletin & review*, vol. 9, pp. 625–636, 2002.
- [115] D. V. Buonomano and M. M. Merzenich, “Cortical plasticity: from synapses to maps,” *Annual review of neuroscience*, vol. 21, no. 1, pp. 149–186, 1998.
- [116] Y. Ma, D. Tsao, and H.-Y. Shum, “On the principles of parsimony and self-consistency for the emergence of intelligence,” *Frontiers of Information Technology & Electronic Engineering*, vol. 23, no. 9, pp. 1298–1323, 2022.
- [117] A. H. Schoenfeld, *How we think: A theory of goal-oriented decision making and its educational applications*. Routledge, 2010.
- [118] H. A. Simon, “The architecture of complexity,” *Proceedings of the American philosophical society*, vol. 106, no. 6, pp. 467–482, 1962.
- [119] A. Treisman, “The binding problem,” *Current opinion in neurobiology*, vol. 6, no. 2, pp. 171–178, 1996.
- [120] B. L. McNaughton, F. P. Battaglia, O. Jensen, E. I. Moser, and M.-B. Moser, “Path integration and the neural basis of the ‘cognitive map,’” *Nature Reviews Neuroscience*, vol. 7, no. 8, pp. 663–678, 2006.
- [121] A. S. Etienne and K. J. Jeffery, “Path integration in mammals,” *Hippocampus*, vol. 14, no. 2, pp. 180–192, 2004.
- [122] A. Samsonovich and B. L. McNaughton, “Path integration and cognitive mapping in a continuous attractor neural network model,” *Journal of Neuroscience*, vol. 17, no. 15, pp. 5900–5920, 1997.
- [123] H. Ramsauer, B. Schäfl, J. Lehner, P. Seidl, M. Widrich, T. Adler, L. Gruber, M. Holzleitner, M. Pavlović, G. K. Sandve *et al.*, “Hopfield networks is all you need,” *arXiv preprint arXiv:2008.02217*, 2020.
- [124] M. T. Ullman, “A neurocognitive perspective on language: The declarative/procedural model,” *Nature reviews neuroscience*, vol. 2, no. 10, pp. 717–726, 2001.
- [125] —, “Contributions of memory circuits to language: The declarative/procedural model,” *Cognition*, vol. 92, no. 1-2, pp. 231–270, 2004.
- [126] E. C. Tolman, “Cognitive maps in rats and men,” *Psychological review*, vol. 55, no. 4, p. 189, 1948.
- [127] T. E. Behrens, T. H. Muller, J. C. Whittington, S. Mark, A. B. Baram, K. L. Stachenfeld, and Z. Kurth-Nelson, “What is a cognitive map? organizing knowledge for flexible behavior,” *Neuron*, vol. 100, no. 2, pp. 490–509, 2018.
- [128] A. Dedieu, N. Gothoskar, S. Swingle, W. Lehrach, M. Lázaro-Gredilla, and D. George, “Learning higher-order sequential structure with cloned hms,” *arXiv preprint arXiv:1905.00507*, 2019.
- [129] R. L. Klatzky, “Allothetic and egocentric spatial representations: Definitions, distinctions, and interconnections,” in *Spatial cognition: An interdisciplinary approach to representing and processing spatial knowledge*. Springer, 1998, pp. 1–17.
- [130] R. M. Murray, Z. Li, and S. Shankar Sastry, “A mathematical introduction to robotic manipulation,” 1994.
- [131] C. F. Moss and S. R. Sinha, “Neurobiology of echolocation in bats,” *Current opinion in Neurobiology*, vol. 13, no. 6, pp. 751–758, 2003.
- [132] S. Toledano, D. Shohami, I. Schiffner, E. Lourie, Y. Orchan, Y. Bartan, and R. Nathan, “Cognitive map-based navigation in wild bats revealed by a new high-throughput tracking system,” *Science*, vol. 369, no. 6500, pp. 188–193, 2020.
- [133] L. Harten, A. Katz, A. Goldshtein, M. Handel, and Y. Yovel, “The ontogeny of a mammalian cognitive map in the real world,” *Science*, vol. 369, no. 6500, pp. 194–197, 2020.
- [134] J. O’keefe and L. Nadel, “Précis of o’keefe & nadel’s the hippocampus as a cognitive map,” *Behavioral and Brain Sciences*, vol. 2, no. 4, pp. 487–494, 1979.
- [135] J. Steckel and H. Peremans, “Batslam: Simultaneous localization and mapping using biomimetic sonar,” *PloS one*, vol. 8, no. 1, p. e54076, 2013.
- [136] M. H. Raibert, *Legged robots that balance*. MIT press, 1986.
- [137] L. Pessoa, E. Thompson, and A. Noë, “Finding out about filling-in: A guide to perceptual completion for visual science and the philosophy of perception,” *Behavioral and brain sciences*, vol. 21, no. 6, pp. 723–748, 1998.
- [138] D. H. Ballard, “Generalizing the hough transform to detect arbitrary shapes,” *Pattern recognition*, vol. 13, no. 2, pp. 111–122, 1981.
- [139] J. Hawkins, M. Lewis, M. Klukas, S. Purdy, and S. Ahmad, “A framework for intelligence and cortical function based on grid cells in the neocortex,” *Frontiers in neural circuits*, vol. 12, p. 121, 2019.
- [140] T. DeWolf and C. Eliasmith, “The neural optimal control hierarchy for motor control,” *Journal of neural engineering*, vol. 8, no. 6, p. 065009, 2011.
- [141] R. Bellman, “Dynamic programming,” *Science*, vol. 153, no. 3731, pp. 34–37, 1966.
- [142] T. Poggio and E. Bizzi, “Generalization in vision and motor control,” *Nature*, vol. 431, no. 7010, pp. 768–774, 2004.
- [143] L. G. Ungerleider and J. V. Haxby, “‘what’ and ‘where’ in the human brain,” *Current opinion in neurobiology*, vol. 4, no. 2, pp. 157–165, 1994.

- [144] G. Taylor and L. Kleeman, *Visual perception and robotic manipulation: 3D object recognition, tracking and hand-eye coordination*. Springer, 2008, vol. 26.
- [145] B. Amirikian and A. P. Georgopoulos, "Modular organization of directionally tuned cells in the motor cortex: is there a short-range order?" *Proceedings of the National Academy of Sciences*, vol. 100, no. 21, pp. 12 474–12 479, 2003.
- [146] G. E. Loeb, I. E. Brown, and E. J. Cheng, "A hierarchical foundation for models of sensorimotor control," *Experimental brain research*, vol. 126, pp. 1–18, 1999.
- [147] K. Fukushima, "A hierarchical neural network model for associative memory," *Biological cybernetics*, vol. 50, no. 2, pp. 105–113, 1984.
- [148] D. Krotov, "Hierarchical associative memory," *arXiv preprint arXiv:2107.06446*, 2021.
- [149] J. J. DiCarlo and D. D. Cox, "Untangling invariant object recognition," *Trends in cognitive sciences*, vol. 11, no. 8, pp. 333–341, 2007.
- [150] O. Sacks, "The man who mistook his wife for a hat and other clinical tales," 1970.
- [151] D. H. Ballard, "Animate vision," *Artificial Intelligence*, vol. 48, no. 1, pp. 57–86, 1991.
- [152] N. Tishby, F. C. Pereira, and W. Bialek, "The information bottleneck method," *arXiv preprint physics/0004057*, 2000.
- [153] J. Cui, Y. N. Wu, and T. Han, "Learning hierarchical features with joint latent space energy-based prior," in *Proceedings of the IEEE/CVF International Conference on Computer Vision*, 2023, pp. 2218–2227.
- [154] S. Hedayati, R. E. O'Donnell, and B. Wyble, "A model of working memory for latent representations," *Nature Human Behaviour*, vol. 6, no. 5, pp. 709–719, 2022.
- [155] B. e. a. Millidge, "Universal hopfield networks: A general framework for single-shot associative memory models," in *International Conference on Machine Learning*. PMLR, 2022, pp. 15 561–15 583.
- [156] V. Di Lollo, "The feature-binding problem is an ill-posed problem," *Trends in cognitive sciences*, vol. 16, no. 6, pp. 317–321, 2012.
- [157] J. Theeuwes, "Visual selective attention: A theoretical analysis," *Acta psychologica*, vol. 83, no. 2, pp. 93–154, 1993.
- [158] G. R. Mangun, "Neural mechanisms of visual selective attention," *Psychophysiology*, vol. 32, no. 1, pp. 4–18, 1995.
- [159] L. Itti and C. Koch, "Computational modelling of visual attention," *Nature reviews neuroscience*, vol. 2, no. 3, pp. 194–203, 2001.
- [160] A. Thiele and M. A. Bellgrove, "Neuromodulation of attention," *Neuron*, vol. 97, no. 4, pp. 769–785, 2018.
- [161] R. Khalitov, T. Yu, L. Cheng, and Z. Yang, "Sparse factorization of square matrices with application to neural attention modeling," *Neural Networks*, vol. 152, pp. 160–168, 2022.
- [162] J. M. Wolfe and T. S. Horowitz, "Five factors that guide attention in visual search," *Nature Human Behaviour*, vol. 1, no. 3, p. 0058, 2017.
- [163] S. Pinker and P. Bloom, "Natural language and natural selection," *Behavioral and brain sciences*, vol. 13, no. 4, pp. 707–727, 1990.
- [164] M. H. Fischer and R. A. Zwaan, "Embodied language: A review of the role of the motor system in language comprehension," *Quarterly journal of experimental psychology*, vol. 61, no. 6, pp. 825–850, 2008.
- [165] A. M. Glenberg and M. P. Kaschak, "Grounding language in action," *Psychonomic bulletin & review*, vol. 9, no. 3, pp. 558–565, 2002.
- [166] D. Pecher and R. A. Zwaan, "The role of perception and action in memory, language, and thinking," *Grounding cognition: The role of perception and action in memory, language, and thought*, 2005.
- [167] B. Hommel, J. Müsseler, G. Aschersleben, and W. Prinz, "The theory of event coding (tec): A framework for perception and action planning," *Behavioral and brain sciences*, vol. 24, no. 5, pp. 849–878, 2001.
- [168] Y. K. Shin, R. W. Proctor, and E. J. Capaldi, "A review of contemporary ideomotor theory," *Psychological bulletin*, vol. 136, no. 6, p. 943, 2010.
- [169] V. Gallese and A. Goldman, "Mirror neurons and the simulation theory of mind-reading," *Trends in cognitive sciences*, vol. 2, no. 12, pp. 493–501, 1998.
- [170] M. Jeannerod, "Neural simulation of action: a unifying mechanism for motor cognition," *Neuroimage*, vol. 14, no. 1, pp. S103–S109, 2001.
- [171] R. A. Zwaan and L. J. Taylor, "Seeing, acting, understanding: motor resonance in language comprehension," *Journal of Experimental Psychology: General*, vol. 135, no. 1, p. 1, 2006.
- [172] J. Merel, M. Botvinick, and G. Wayne, "Hierarchical motor control in mammals and machines," *Nature communications*, vol. 10, no. 1, p. 5489, 2019.
- [173] N. Chomsky, "Syntactic structures," 1957.
- [174] A. Pascual-Leone and F. Torres, "Plasticity of the sensorimotor cortex representation of the reading finger in braille readers," *Brain*, vol. 116, no. 1, pp. 39–52, 1993.
- [175] S. Schaal, "Is imitation learning the route to humanoid robots?" *Trends in cognitive sciences*, vol. 3, no. 6, pp. 233–242, 1999.