

Towards Building Multilingual Language Model for Medicine

Pengcheng Qiu^{*,1,2}, Chaoyi Wu^{*,1,2}, Xiaoman Zhang^{1,2}, Weixiong Lin^{1,2}, Haicheng Wang¹,

Ya Zhang^{1,2}, Yanfeng Wang^{1,2,†} and Weidi Xie^{1,2,†}

¹Shanghai Jiao Tong University

²Shanghai AI Laboratory

<https://github.com/MAGIC-AI4Med/MMedLM>

In this paper, we aim to develop an open-source, multilingual language model for medicine, that the benefits a wider, linguistically diverse audience from different regions. In general, we present the contribution from the following aspects: *first*, for multilingual medical-specific adaptation, we construct a new multilingual medical corpus, that contains approximately 25.5B tokens encompassing 6 main languages, termed as **MMedC**, that enables auto-regressive training for existing general LLMs. *second*, to monitor the development of multilingual LLMs in medicine, we propose a new multilingual medical multi-choice question-answering benchmark with rationale, termed as **MMedBench**; *third*, we have assessed a number of popular, open-source large language models (LLMs) on our benchmark, along with those further auto-regressive trained on MMedC, as a result, our final model, termed as MMedLM 2, with only 7B parameters, achieves superior performance compared to all other open-source models, even rivaling GPT-4 on MMedBench. We will make the resources publicly available, including code, model weights, and datasets.

1 Introduction

In the recent literature, large language models (LLMs) have demonstrated great promise in healthcare, for example, closed-source models such as GPT-4 [20] and MedPalm-2 [23] have shown remarkable performance, and successfully passed the United States Medical Licensing Examination (USMLE). Concurrently, open-source models like Llama 2 have also facilitated the development of specialized language models for medicine, such as PMC-LLaMA, MedAlpaca, and ChatDoctors [29, 6, 31], gradually bridging the performance gap with their closed-source peers. Despite these advancements, the primary focus on English-language applications by these sophisticated medical language models has constrained their potential reach, limiting the benefits to a wider, linguistically diverse audience.

In the realm of open-source multilingual Large Language Models (LLMs), exemplified by BLOOM [22] and the more recent InternLM 2 [25], a notable challenge persists despite their training on diverse multilingual corpora, that is, they exhibit unsatisfactory performance on medical queries in non-English languages, a discrepancy primarily attributed to the under-representation of medical content in these general datasets.

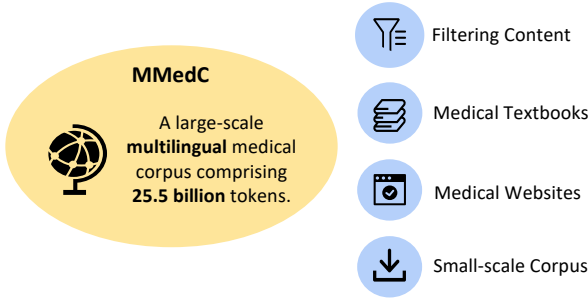
This paper endeavors to bridge this gap by developing an open-source, multilingual language model for healthcare. As shown by Figure 1, our contribution is threefold: *firstly*, we gather a multilingual medical corpus designed for auto-regressive training, this aims to lay a robust foundation that accurately reflects the linguistic diversity and complexity of the medical domain; *secondly*, to monitor the progress, we introduce a new comprehensive multilingual medical question-answering (QA) benchmark, enabling the evaluation on multi-choice QA and rationale ability of different language models under both zero-shot and fine-tuning settings; *lastly*, we have tested a wide spectrum of existing language models, together with those that have undergone auto-regressive pre-training on our corpus. Through this comprehensive evaluation, we aim to provide valuable insights into the models’ capabilities and fostering a deeper understanding of the intricacies involved in multilingual medical query processing.

For auto-regressive training, we have developed a large-scale **Multilingual Medical Corpus (MMedC)**, amassing over 25.5 billion medical-related tokens across six primary languages: **English, Chinese, Japanese, French, Russian, and Spanish**. This diverse dataset was compiled from four distinct sources: (i), we devised an automatic pipeline to filter medical-related content from the broad multilingual corpus, ensuring a focused and relevant dataset, (ii), we curated an extensive collection of medical textbooks in various languages, and converted them into texts with carefully designed pre-processing, *e.g.*, Optical Character Recognition (OCR), heuristic data filtering, *etc.* Due to copyright issue, we will share the name list of the books and the

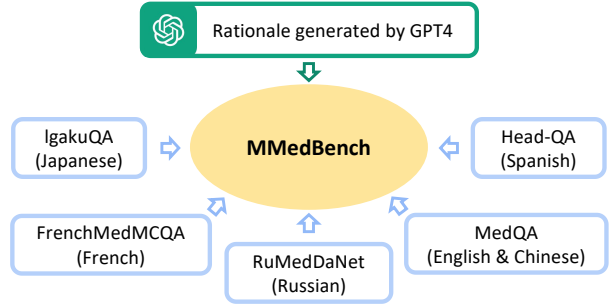
* *Equal contributions.*

† *Corresponding author. Email addresses: qiupengcheng@pjlab.org.cn, {wtzxxwcy02, weidi}@sjtu.edu.cn*

a. Multilingual Medical Corpus (MMedC)



b. Multilingual Medical Benchmark (MMedBench)



c. Comparison on MMedBench

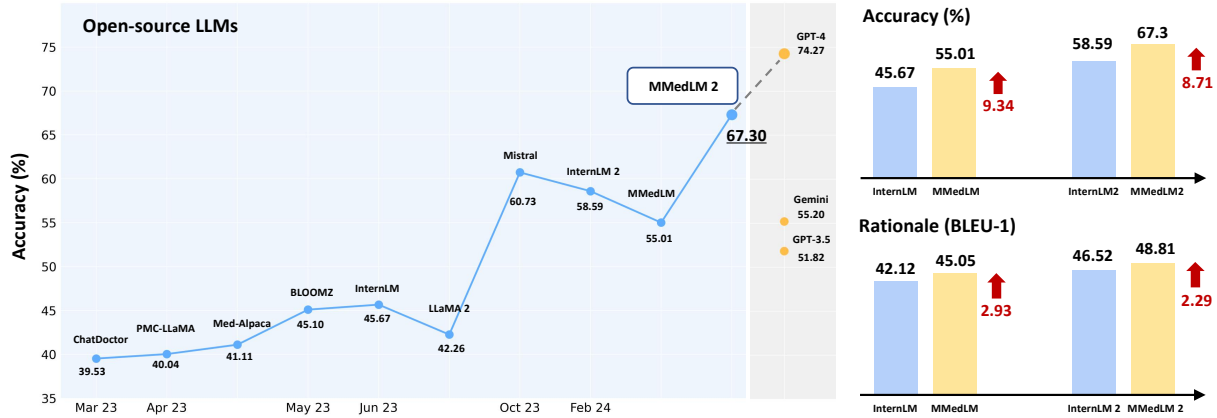


Figure 1 | Overview of our contributions. **Figure a** demonstrates our proposed large-scale multilingual medical corpus (MMedC), containing 25.5B tokens, covering six main language, collected from four data sources. **Figure b** shows the composition our comprehensive multilingual medical benchmark (MMedBench), that is constructed by aggregating medical QA cases in different languages, and prompting GPT-4 to provide rationale sentences. MMedBench enables the evaluation on both multi-choice accuracy and the ability of rationale generation for different LLMs under zero-shot or fine-tuning settings. In **Figure c** left, the final multi-choice accuracy of various LLMs on our MMedBench are show, where our final model MMedLM 2 demonstrated the best performance among all existing open-source LLMs. In Figure c right, we further detail the gains in both multi-choice accuracy and ability of rationale generation, when comparing MMedLM to InternLM, or comparing MMedLM 2 to InternLM 2. Considering that the main difference between the MMedLM series and the InterLM series lies in the auto-regressive training on MMedC, such comparison highlights the importance of our contributed medical-specific multilingual language corpus.

methodologies and tools for curation, (iii), to guarantee a wide-ranging encapsulation of medical knowledge, we incorporated texts from some famous open-source medical websites, enriching our corpus with authoritative and comprehensive medical information, (iv), additionally, we have integrated a number of existing small-scale medical corpus datasets, further enhancing the breadth and depth of ours. To our knowledge, **MMedC** represents the first endeavor to construct a corpus specifically focused on the multilingual medical domain.

As for benchmark curation, we start by aggregating existing medical multiple-choice QA datasets across the six languages as of MMedC. We further augment them with rationale content by using GPT-4, enriching the datasets with explanations that support the correct answers. Consequently, our enriched dataset encompasses 53,566 QA pairs across six languages, uniquely offering both multi-choice QA and accompanying rationale reasoning. This extensive collection spans 21 medical fields, including but not limited to Internal Medicine, Biochemistry, Pharmacology, and Psychiatry, among others, termed as the **Multilingual Medical Benchmark (MMedBench)**. We divide it into 45,048 training pairs and 8,518 testing pairs. The training split enables to finetune LLMs after domain-specific fine-tuning. We utilize the entire test set, comprising 8,518 QA pairs, to evaluate the accuracy of multi-choice question answering. To further examine the models' reasoning ability, we select a subset of 1,136 QA pairs, each accompanied by manually verified rationale sentences, serving as a more specialized benchmark for reasoning evaluation.

At the evaluation phase, we conducted comprehensive benchmarking across eleven existing LLMs with multilingual support, including, GPT-3.5, GPT-4, Gemini-1.0 pro, BLOOM, InternLM, InternLM 2, MedAlpaca, ChatDoctor, PMC-LLaMA, and Mistral, alongside the LLMs further trained with **MMedC**. These models were evaluated across three different settings: zero-shot, parameter-efficient fine-tuning (PEFT), and full fine-tuning. Given the complexity of evaluating rationale quality, which demands an assessment of long sentence semantic integrity, in addition to leveraging mainstream automated metrics, we also incorporate human rating scores in our analysis. This dual approach not only provides a comprehensive measure on each model’s performance, but also enables us to scrutinize the correlation between automated metrics and human judgment. Through this analysis, we identify the most reliable metric for extended comparisons, thereby enriching the methodology for evaluating reasoning ability in large language models.

In our experiments, models that underwent further auto-regressive training on the **MMedC** consistently demonstrate enhanced performance, thereby underscoring the value and effectiveness of our compiled multilingual corpus. We will publicly release our dataset (except for the license-restricted books for which we will provide a names list), codebase, and trained models to foster future research. In addition, we recognize the significance of robust evaluation metrics, particularly for the generation of medical texts that often involve complex, long sentences. To this end, we will also release detailed human rating results for individual cases.

2 Results

Here, we start by presenting the statistics of our constructed datasets. Then, we evaluate various LLMs on MMedBench on multi-choice questions and rationale ability, as well as verifying the effectiveness of MMedC. Lastly, we conduct a series of ablation studies to investigate deeper on the impact of each data phase.

2.1 Data Statistics

We present the detailed statistics on the two proposed datasets, namely, **MMedC**, the most extensive Multilingual Medical Corpus to date, and **MMedBench**, a new multilingual medical benchmark.

2.1.1 Multilingual Medical Corpus (MMedC)

MMedC refers to a multilingual medical corpus, that contains over 25.5B tokens, acquired mainly from four sources, *i.e.*, filtering medical-related content from the general large-scale multilingual corpus, medical textbooks, medical websites and existing small-scale corpus. The main statistic results are plotted in Figure 2.

In detail, our analysis begins with the composition of the Multilingual Medical Corpus (MMedC), which incorporates six languages that collectively cover a significant portion of the global population. This diversity ensures our model’s broad applicability across various linguistic contexts, as illustrated in Sub-figure (a). Subsequently, Sub-figure (b) presents a detailed breakdown of the token distribution across these languages. Notably, English constitutes the largest segment at 42%, while Russian represents the smallest at just 7%. However, it’s important to highlight that even the smallest share, given the corpus’s overall volume of 25.5 billion tokens, translates into a substantial amount of text—approximately 2 billion tokens. Lastly, Sub-figure (c) delineates the contribution of four distinct sources to our dataset across different languages. Predominantly, medically-related content filtered from broader datasets forms the bulk of contributions for most languages, supplemented by data from medical textbooks, medical websites, and pre-existing small-scale corpora. The variety of sources ensures richness of medical knowledge, ranging from everyday medical information to more specialized knowledge found in textbooks and encyclopedias. This detailed examination of our data sources sheds light on the nuanced composition of MMedC, offering insights into its diverse and comprehensive nature.

2.1.2 Multilingual Medical Benchmark (MMedBench)

MMedBench represents a comprehensive multilingual medical Question and Answering (QA) benchmark. We start by delving into its core attributes, including the total number of training and testing cases, the distribution of answer options, and the average length of question-and-answer tokens. Figure 3a illustrates these fundamental characteristics, highlighting that MMedBench often includes questions with multiple correct

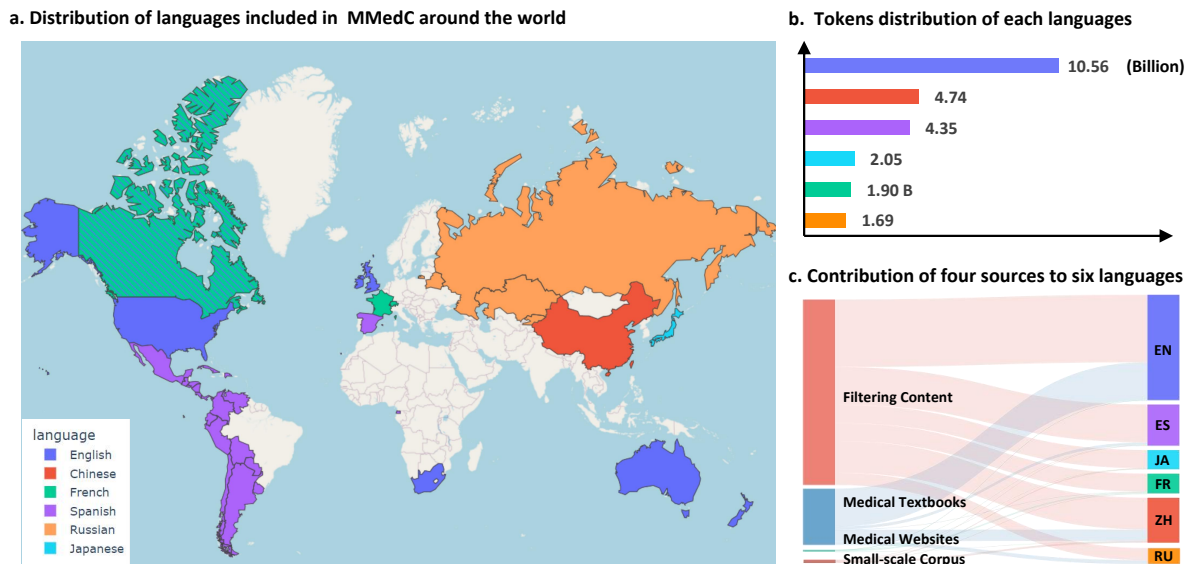


Figure 2 | Statistic results on MMedC. **Figure (a)** shows our collected corpora can cover most main countries worldwide. **Figure (b)** shows the detail token number for different languages and **Figure (c)** shows how the four considered data sources contributes for different languages, *i.e.*, filtering content, medical textbooks, medical websites and small-scale corpus.

options, that brings complexity for models to navigate. Additionally, the answers contain rationale sections averaging 200 tokens each. This substantial token count serves a dual purpose: it not only aids in training language models by exposing them to extended reasoning passages but also in evaluating their ability to generate and understand lengthy, complex reasoning statements.

In our detailed exploration of MMedBench, we categorize each question into one of 21 medical topic categories using GPT-4. These categories include Internal Medicine, Biochemistry, Pharmacology, Psychiatry, Microbiology, Physiology, Pathology, Immunology, Obstetrics and Gynecology, Public Health, Hematology, Surgery, Emergency Medicine, Orthopedics, Neurology, Anatomy, Medical Genetics, Radiology, Dermatology, and Endocrinology. This categorization has been rigorously verified by at least two clinicians to ensure its comprehensiveness, covering the breadth of medical disciplines.

Figure 3b showcases the diversity of our multilingual benchmark, spanning a wide array of medical questions from foundational clinical medicine to specialized areas such as pharmacology and public health, with a pronounced emphasis on areas like Internal Medicine and Biochemistry. This underlines the benchmark’s capacity to assess a model’s ability to recognize and process a broad spectrum of medical inquiries effectively.

2.2 Evaluation on MMedBench

In this section, we present a comprehensive benchmark of the foremost LLMs using our MMedBench under zero-shot, PEFT, and full fine-tuning settings. Our evaluation focuses on two aspects of model performance: the accuracy in multiple-choice questions and the models’ ability to generate rationales. The evaluated LLMs can be categorized into four distinct classes, *i.e.*, close-source LLMs, popular open-source LLMs, medical-specific open-source LLMs, and the those further undergone training on our MMedC. The later three can all be categorized into open-source LLMs.

Initially, our analysis focuses on the state-of-the-art, proprietary close-source LLMs developed by OpenAI and Google, specifically GPT-3.5, GPT-4, and Gemini-1.0 pro. These models are examined through their publicly available online API solely in a **zero-shot** setting, as they are not accessible for any further training. However, note that, as the training data for these close-source models are confidential, it is difficult to judge whether they are really “zero-shot”. Following this, our evaluation encompasses a range of open-source LLMs such as Llama 2, Mistral, and InternLM 2. We observe that the response from these open-source LLMs to instructions is relatively poor, making it difficult to draw effective comparisons (check **Supplementary Material D** for

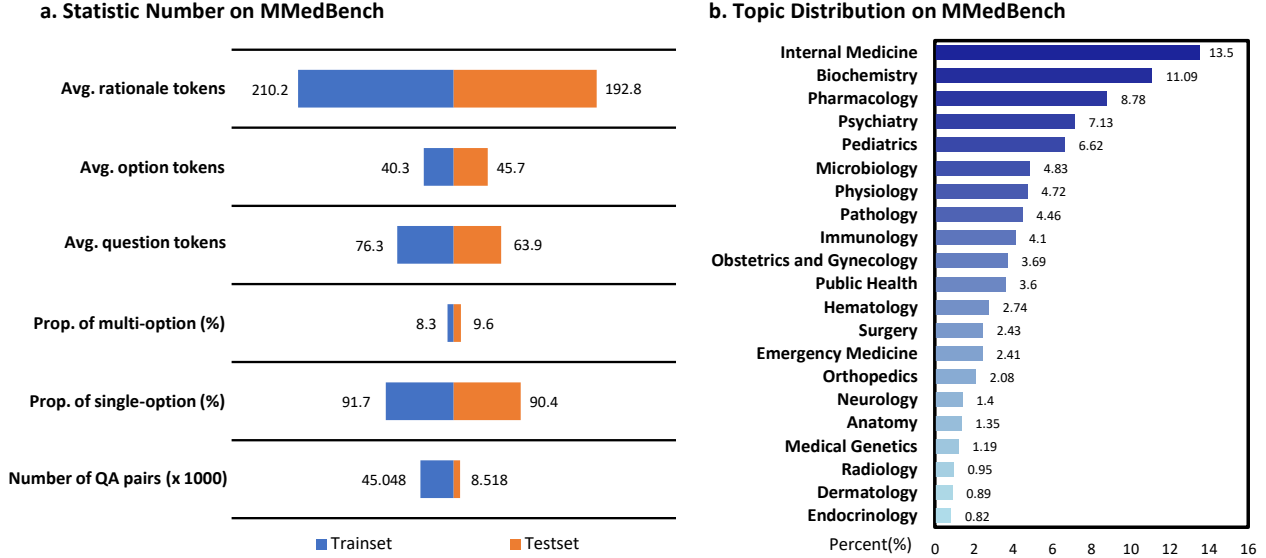


Figure 3 | Statistic results on MMedBench. **Figure a** shows the basic statistic number on the train and test set of MMedBench. The term "Avg. tokens" represents the mean token length per sample across various compositions in it. "Rationale" denotes the rationale sentences in answer. "Option" denotes the option descriptions in choice list and "question" denotes the question sentences. Then the term "Prop. of multi-option" denotes the proportion of the question with multiple correct options and "Prop. of single-option" denotes the proportion of those with one options in answer. The final term "Number of QA pairs" denotes how many QA pairs are in train or test split. **Figure b** shows the topics distribution in the test split of MMedBench, covering a wide range of medical aspects, ranging from general and specialized medicine to basic medical sciences. This allows MedQA to comprehensively measure the performance of medical models.

more zero-shot fail cases) in the zero-shot setting. We therefore compare them in fine-tuning settings (PEFT and full fine-tuning). Among these, we make a further distinction between general LLMs and those specifically tailored for the medical domain. Finally, we evaluate models that have undergone further training on our proposed corpus, named MMedLM (based on InternLM) and MMedLM 2 (based on InternLM 2). These models are uniquely augmented with domain-specific knowledge, achieved by auto-regressive training on the MMedC.

2.2.1 On Multilingual Multiple-choice Question & Answering

As illustrated in Table 1, medical-specific Large Language Models (LLMs) generally exhibit high accuracy scores in English, yet their performance significantly declines in languages other than English. Notably, the finetuned PMC-LLaMA achieved an English accuracy score of 47.53, despite outperforming its contemporaneous counterparts, falls behind the GPT models significantly. Later, with the deployment of more advanced foundational models, open-source models started to bridge the gap with the GPT series, for instance, Mistral and InternLM 2, once fine-tuned on the train set of MMedBench, recorded average accuracy scores of 60.73 and 58.59, respectively, surpassing all predecessors of comparable scale. Enhanced performance is also observed after additional auto-regressive training on our proprietary MMedC dataset. Specifically, both MMedLM and MMedLM 2, built on top of InternLM and InternLM 2 respectively, demonstrated significant improvements over their counterparts without training on MMedC, for example, 67.30 (MMedLM 2) vs. 58.59 (InternLM 2) under full fine-tuning evaluation. A similar story holds for the PEFT setting, *i.e.*, later LLMs performs better and training on MMedC brings a significant gain. As a result, MMedLM 2 refers to the most competitive open-source model with a 7B parameter count in proximity to GPT-4’s accuracy of 74.27.

2.2.2 Machine Rating on Rationale

In addition to multiple-choice QA tasks, our study extends to examining the rationale ability of various LLMs. To facilitate this comparison, we employ several automatic metrics, namely BLEU [21] and ROUGE [16], which assess sentence similarity based on n-grams. Furthermore, we explore the use of BERT-score [34],

Table 1 | Multiple-choice accuracy evaluation on MMedBench. We report each model’s accuracy across various languages separately, with “Avg.” denoting the mean score over six languages under zero-shot, PEFT and full fine-tuning settings. We also list out their model sizes, release time and whether they are testing after further training on our MMedC or the training set of MMedBench in the table. The best results under each setting are bold.

Method	Size	Year	MMedC	MMedBench	English	Chinese	Japanese	French	Russian	Spanish	Avg.
Zero-shot Evaluation											
GPT-3.5	-	2022.12	✗	✗	56.88	52.29	34.63	32.48	66.36	66.06	51.47
GPT-4	-	2023.3	✗	✗	78.00	75.07	72.91	56.59	83.62	85.67	74.27
Gemini-1.0 pro	-	2024.1	✗	✗	53.73	60.19	44.22	29.90	73.44	69.69	55.20
Parameter-efficient Fine-tuning Evaluation											
BLOOMZ	7B	2023.5	✗	trainset	38.88	48.86	17.59	18.65	53.91	44.78	37.11
InternLM	7B	2023.7	✗	trainset	40.93	52.19	27.14	18.81	46.88	40.34	37.71
Llama2	7B	2023.7	✗	trainset	37.00	37.13	24.12	19.13	63.67	42.89	37.32
ChatDoctor	7B	2023.3	✗	trainset	36.68	34.06	28.14	11.58	60.55	39.86	35.15
MedAlpaca	7B	2023.4	✗	trainset	43.28	36.81	27.14	16.40	51.95	41.72	36.22
PMC-LLaMA	7B	2023.4	✗	trainset	33.62	31.76	20.60	10.13	57.81	37.89	31.97
Mistral	7B	2023.10	✗	trainset	55.38	50.23	37.69	40.19	71.88	61.60	52.83
InternLM 2	7B	2024.2	✗	trainset	52.40	68.18	39.20	28.78	63.67	55.25	51.25
MMedLM (Ours)	7B	-	✓	trainset	41.16	52.22	27.14	18.49	47.66	40.34	37.83
MMedLM 2 (Ours)	7B	-	✓	trainset	58.13	70.43	54.27	38.26	71.88	64.95	59.65
Full Fine-tuning Evaluation											
BLOOMZ	7B	2023.5	✗	trainset	43.28	58.06	32.66	26.37	62.89	47.34	45.10
InternLM	7B	2023.7	✗	trainset	44.07	64.62	37.19	24.92	58.20	44.97	45.67
Llama 2	7B	2023.7	✗	trainset	43.36	50.29	25.13	20.90	66.80	47.10	42.26
MedAlpaca	7B	2023.3	✗	trainset	46.74	44.80	29.64	21.06	59.38	45.00	41.11
ChatDoctor	7B	2023.4	✗	trainset	43.52	43.26	25.63	18.81	62.50	43.44	39.53
PMC-LLaMA	7B	2023.4	✗	trainset	47.53	42.44	24.12	20.74	62.11	43.29	40.04
Mistral	7B	2023.10	✗	trainset	61.74	71.10	44.72	48.71	74.22	63.86	60.73
InternLM 2	7B	2024.2	✗	trainset	57.27	77.55	47.74	41.00	68.36	59.59	58.59
MMedLM (Ours)	7B	-	✓	trainset	49.88	70.49	46.23	36.66	72.27	54.52	55.01
MMedLM 2 (Ours)	7B	-	✓	trainset	61.74	80.01	61.81	52.09	80.47	67.65	67.30

a metric that uses a pre-trained BERT model to extract high-level semantic features and employs cosine similarity for semantic evaluation.

We offer detailed instructions that prompt the model to outline its analytical process for delivering the final answer, enabling a clear assessment of its reasoning capabilities. The performance is then meticulously evaluated using a variety of metrics. Specifically, the ROUGE-1 and BLEU-1 scores are presented in Table 2. Additionally, results for other metrics are detailed in **Supplementary Material C** providing a comprehensive view of the model’s performance across diverse evaluation frameworks.

2.2.3 Human Rating on Rationale.

Given the limitations of automatic metrics in evaluating free-text generation, we further employ relative human ratings to rank performance and identify the most reliable automatic metric for future in-depth evaluations.

Specifically, from the test set of MMedBench, we randomly selected 50 test cases per language, alongside outcomes generated by six notable models: our MMedLM, InternLM, BLOOM, LLaMA 2, PMC-LLaMA, and GPT-3.5. The sequence of samples and corresponding model outputs was randomized to prevent bias. The evaluation panel, comprising five post-graduate students from the medical school of Shanghai Jiao Tong University and Peking Union Medical College, was instructed to rank the outputs based on accuracy, reasoning ability, and internal knowledge. To facilitate accurate assessment, manually verified references were also provided. Rankings were quantitatively assigned, with the highest rank awarded a score of 6 and the lowest a score of 1, thereby quantifying the quality of each model’s output. In parallel, we leveraged GPT-4 as

Table 2 | Rationale evaluation on MMedB with ROUGE-1/ BLEU-1. The value preceding the symbol ‘/’ represents BLEU-1, while the value following it represents ROUGE-1. The best results are bold under different settings.

Method	English	Chinese	Japanese	French	Russian	Spanish	Avg.
Zero-Shot Evaluation							
GPT-3.5	36.21/ 38.25	27.33/ 37.34	21.30/ 31.87	33.95/ 45.51	12.65/ 20.70	24.62/ 36.20	26.01/ 34.98
Gemini-1.0 pro	11.85/ 28.20	6.26 / 27.23	6.54 / 24.28	8.42/ 33.11	3.39/ 15.38	7.22/ 27.98	7.28/ 26.03
Parameter-efficient Fine-tuning Evaluation							
BLOOMZ	41.45/ 36.81	43.09/ 45.17	28.79/ 38.09	38.89/ 37.49	22.25/ 15.28	42.36/ 39.22	36.14/ 35.34
InternLM	41.29/ 38.05	43.47/ 44.71	22.80/ 37.57	30.35/ 32.14	18.24/ 16.79	36.32/ 34.56	32.08/ 33.97
Llama 2	44.72/ 39.34	42.69/ 43.71	45.58/ 49.53	42.93/ 39.29	31.75/ 22.66	44.22/ 39.64	41.98/ 39.03
ChatDoctor	44.65/ 40.26	40.88/ 42.80	39.54/ 45.00	40.12/ 39.06	30.95/ 22.84	42.88/ 40.23	39.84/ 38.37
MedAlpaca	43.59/ 39.52	40.71/ 42.50	37.27/ 44.69	39.82/ 39.57	30.11/ 22.83	42.80/ 39.64	39.05/ 38.12
PMC-LLaMA	44.98/ 40.90	40.09/ 42.95	38.15/ 43.67	38.89/ 38.64	30.08/ 22.45	43.00/ 39.80	39.20/ 38.07
Mistral	48.13/ 42.80	45.61/ 46.31	43.82/ 48.19	44.73/ 41.07	33.62/ 24.75	47.37/ 42.83	43.88/ 40.99
InternLM 2	46.87/ 41.66	47.64/ 49.28	42.22/ 46.91	41.81/ 38.46	26.78/ 21.71	44.51/ 40.13	41.64/ 39.69
MMedLM	41.63/ 38.83	44.30/ 46.38	38.61/ 46.90	37.54/ 37.78	19.99/ 21.28	40.79/ 38.77	37.14/ 38.32
MMedLM 2	47.07/ 41.51	47.15/ 48.36	47.90/ 52.24	43.22/ 41.36	27.81/ 25.70	46.17/ 42.64	43.22/ 41.97
Full Fine-tuning Evaluation							
BLOOMZ	45.94/ 40.51	48.37/ 48.26	44.71/ 48.61	44.47/ 41.05	29.95/ 21.50	45.91/ 40.77	43.22/ 40.12
InternLM	46.53/ 41.86	48.24/ 48.64	44.89/ 49.83	41.80/ 37.95	27.87/ 21.20	43.42/ 38.59	42.12/ 39.68
Llama 2	46.87/ 41.39	46.62/ 46.57	48.53/ 51.21	44.43/ 40.38	33.05/ 23.24	45.96/ 40.37	44.24/ 40.53
MedAlpaca	47.33/ 42.31	45.72/ 46.49	45.35/ 49.12	43.78/ 40.41	32.80/ 23.15	45.99/ 40.57	43.49/ 40.34
ChatDoctor	47.22/ 41.97	44.66/ 45.81	38.87/ 47.95	44.64/ 40.25	32.19/ 23.37	45.68/ 40.71	42.21/ 40.01
PMC-LLaMA	47.33/ 42.87	45.87/ 46.18	44.52/ 48.44	43.80/ 40.23	31.14/ 22.28	46.30/ 40.68	43.16/ 40.12
Mistral	47.16/ 41.82	48.34/ 47.91	48.80/ 50.60	45.83/ 40.88	34.52/ 24.68	47.55/ 41.41	45.37/ 41.22
InternLM2	49.48/ 44.12	51.38/ 51.58	50.64/ 53.46	46.73/ 42.00	32.93/ 24.05	47.94/ 41.96	46.52/ 42.86
MMedLM	47.37/ 41.98	48.68/ 49.28	48.95/ 52.34	45.39/ 41.41	33.24/ 24.67	46.68/ 41.35	45.05/ 41.84
MMedLM 2	50.02/ 44.77	51.39/ 51.78	54.79/ 57.10	49.04/ 45.30	37.49/ 28.18	50.14/ 44.59	48.81/ 45.29

an additional evaluator, assigning it the role of a judge to rank the outputs. Further details on GPT-4’s evaluation method are available in **Supplementary Material A**.

Figure 4a illustrates the comparative analysis of model performances through relative ratings. Notably, MMedLM achieved the highest scores in both human (4.54) and GPT-4 (4.39) evaluations, aligning with its superior performance as indicated by the automatic machine metrics. Interestingly, GPT-3.5 received a lower human rating of 3.08, suggesting that the evaluators’ preferences might be influenced by the brevity of the responses. Comprehensive rating results for each language and model are detailed in **Supplementary Material C**. Given that the rating metric is a relative indicator, adding new models requires a complete re-evaluation process, which is time-consuming due to extensive human labor. Consequently, the latest LLMs such as Mistral, InternLM 2, and our MMedLM 2 have not participated in rating comparisons.

In addition to comparing different LLMs, our study delves into the correlation between various automatic evaluation metrics and human preferences. This correlation analysis enables us to identify the most effective automatic metric for benchmarking purposes, thereby potentially eliminating the need for resource-intensive human evaluations in future research. We employ the Kendall rank correlation coefficient to measure the agreement between the rankings of each model’s generated rationales by automatic metrics and human evaluations. The findings, illustrated in Figure 4b, indicate that GPT-4’s evaluation results have the highest correlation with human judgments, with a τ value of 0.555. However, it’s important to note that GPT-4’s ratings, while highly correlated, are relative and not easy to scale for evaluating newly introduced models. Among the absolute automatic metrics, ROUGE-1 emerged as the most reliable indicator, demonstrating a τ value of 0.512. For BLEU-based metrics, BLEU-1 proved to be the most predictive. Consequently, we advocate for the use of ROUGE-1 and BLEU-1 as benchmarks for assessing the rationale capabilities of newly introduced LLMs on MMedBench in subsequent studies.

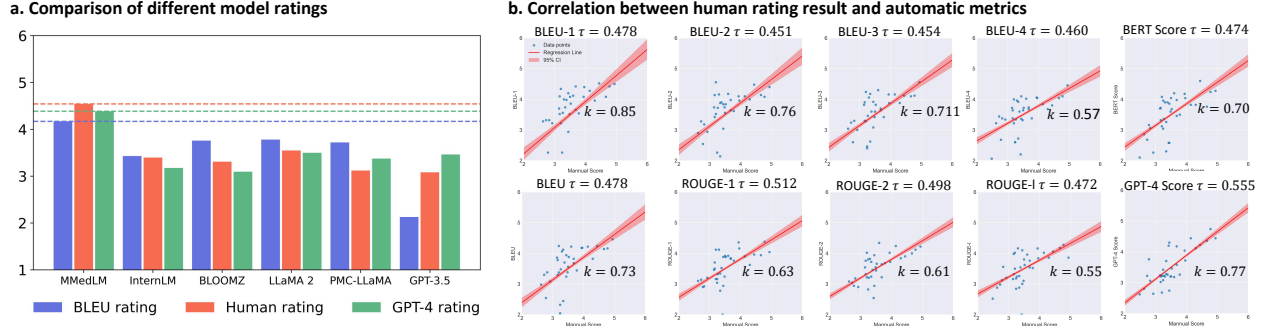


Figure 4 | Comparative analysis on model ratings. In **Figure a**, BLEU score rating denotes the rating score calculated based on ranking by BLEU score. Human rating refers to rankings provided by humans, while GPT-4 rating refers to rankings generated by GPT-4. **Figure b** presents the correlation between human rating results and different automatic metrics. τ is the Kendall rank correlation coefficient while k is the slope of fitted line.

2.3 Ablation Studies on Data Composition

In this section, we present an analysis on the effects of data construction process, as depicted in Table 3. Our ablation studies are carried out both on MMedLM and MMedLM 2 under the full fine-tuning setting, leveraging the InternLM and InternLM 2 framework respectively. Overall, the results observed on the two models are mostly consistent, in the following, we will thus focus our discussion on the results on MMedLM 2.

Here, we distinguish HQ-Data (High-Quality Data) and US-Data (Unspecified Source Data). HQ-Data includes content sourced from books and websites, which has undergone thorough human verification, whereas US-Data is derived from filtering medical-related content from a general corpus. The outcomes, detailed in Table 3, reveal that equipping the model with comprehensive rationales results in an average multiple-choice accuracy increase of 2.42 points, elevating from 56.17 to 58.59. However, further auto-regressive training exclusively on the English segment of MMedC does not yield an overall accuracy improvement. This is primarily because the model overfits the English domain, leading to superior performance in English but shortcomings in other languages (check **Supplementary Material C** for more details). If expanding the auto-regressive training into the whole multilingual medical corpus, the problem will be relieved, significantly improving the final results. This includes not only boosting the choice accuracy to 51.33 but also enhancing reasoning capabilities by 2.34 and 1.54 points respectively on BLEU-1 and ROUGE-1 scores. Moreover, the inclusion of an automatically gathered US-Data facilitates an additional accuracy boost from 51.33 to 55.01, representing a significant increase of 3.68 points. Gain can also be observed in rationale ability, *i.e.*, 0.59 in BLEU-1 and 0.47 in ROUGE-1.

3 Discussion

3.1 Auto-regressive Training on MMedC is Effective.

As revealed in Table 1, both MMedLM and MMedLM 2 demonstrated significant improvement over their original baseline models, namely, InternLM and InternLM 2, underscoring the effectiveness of MMedC for providing targeted domain-specific enhancements across a wide range of existing open-source language models. In addition, the observed performance boosts serve as an indication that the pre-training corpora of existing LLMs exhibit limitations when faced with multilingual medical contexts. Our findings reinforce the necessity of specialized corpora like MMedC to bridge these gaps.

3.2 Incorporating More Data is Generally Effective.

While exploring how varying data sources influence the outcomes of language model performance, our findings, presented in Table 3, reveal that, the inclusion of high-quality multilingual data (HQ-Data) can lead to significant performance improvements. Additionally, we observe that incorporating data filtered from general contexts, despite its relatively lower quality compared to more explicitly medical-related sources, is also

Table 3 | Ablation study on MMedB. We reported all ACC, BLEU and Rouge score to give an overall knowledge of the effect of each step.

Method	English	Multilingual	HQ-Data	US-Data	QA Answer	Rationale	ACC	BLEU-1	Rouge-1
MMedLM									
Baseline(InternLM)	✗	✗	✗	✗	✓	✗	43.33	/	/
Baseline(InternLM)	✗	✗	✗	✗	✓	✓	45.66	42.12	39.68
MMedLM _{en}	✓	✗	✓	✗	✓	✓	47.38	42.12	39.83
MMedLM _{ocr}	✓	✓	✓	✗	✓	✓	51.33	44.46	41.37
MMedLM	✓	✓	✓	✓	✓	✓	55.01	45.05	41.84
MMedLM 2									
Baseline(InternLM 2)	✗	✗	✗	✗	✓	✗	56.17	/	/
Baseline(InternLM 2)	✗	✗	✗	✗	✓	✓	58.59	46.52	42.86
MMedLM 2 _{en}	✓	✗	✓	✗	✓	✓	58.28	46.46	42.99
MMedLM 2 _{ocr}	✓	✓	✓	✗	✓	✓	64.43	47.95	44.57
MMedLM 2	✓	✓	✓	✓	✓	✓	67.30	48.81	45.29

effective. This improvement underscores the value of integrating diverse data types within MMedC, to enrich the model’s understanding of medical information across different languages.

3.3 Incorporating Rationale For Fine-tuning is Effective.

While fine-tuning on MMedBench (trainset), we observed that, the integration of rationale data with multiple-choice prediction, can enhance performance on specific tasks. As shown by Table 3, combining correct answers with their rationales during the supervised fine-tuning phase not only enables LLMs to output rationale sentence, but also results in a noteworthy multiple choice accuracy improvement of 2.33% for InternLM and 2.42% for InternLM 2 on the MMedBench (testset). This indicates that the two tasks are strongly correlated and reinforces the significance training on multi-choice prediction and rationale tasks jointly.

3.4 Strong Foundational LLMs Improve the Final Results.

On MMedBench, we also notice that stronger LLM backbones (commonly released later) generally improve the final results on multilingual medical QA. With the release of more advanced LLMs, their pre-training corpus have been expanded significantly, gradually encompassing more languages. Even though non-English languages constituted a small fraction of the total, the sheer volume of the overall corpus allowed the models to encounter a vast array of multilingual texts during training, significantly enhancing their multilingual capabilities, as seen with the comparison between LLaMA 2 and Mistral, where the later Mistral performs much better. Such enhancement in general multilingual language abilities can also improve the performance after adaptation in medical domain (MMedLM vs. MMedLM 2). This observation encourages us to focus more on building up an open-source dataset for medicine, allowing future works to better leverage the rapid improvement on general LLMs.

3.5 The Impact of Multilingual Medical LLMs.

In this work, we initialize the development of medical multilingual LLMs, which has great research and clinical impacts. In research domain, it can promote the following critical directions:

- **General Medical Artificial Intelligence (GMAI).** GMAI [17] commits to developing a multimodal AI model that can be directly applied to a wide range of healthcare scenarios, where LLMs are often used as an human-machine interface [18, 30, 27]. Replacing the English-central LLM with a multilingual one enables to make good use of world-wide data source, thus expanding the available multimodal training data, and improving the representation quality for other modalities.

- **Retrieval Augmented Generation.** Hallucination is considered as a major problem with currently existing LLMs, especially for medical domain. One potential solution is to develop retrieval-augmented architectures [32, 33, 15]. The key motivation is that by retrieving and inputting facts from extra knowledge bases into LLMs, the generation output can avoid most fatal fact error. However, until now, most efforts are made in English, greatly limiting retrieval augmentation methods to leverage medical knowledge in other languages. Developing multilingual LLMs can benefit the retrieval process, greatly enriching the potential available knowledge base.

On clinical practice, open-source multilingual medical LLMs can also meet the following demands:

- **Language Barriers.** In many healthcare systems, language barriers between patients and healthcare providers can hinder effective communication, leading to misunderstandings, misdiagnoses, and inadequate care, causing high-quality medical resources inaccessible for most people. Multilingual medical LLMs can facilitate real-time translation and interpretation, ensuring that patients can effectively communicate their symptoms and understand their diagnoses and treatment options.
- **Cultural and Law Sensitivity.** Multilingual medical LLMs can also be trained to recognize and address cultural or law nuances and sensitivities for different countries in healthcare interactions. Understanding cultural backgrounds and law differences can significantly enhance the trust to medical LLMs, leading to better health outcomes.
- **Education.** These models can also be customized for education, especially in regions where there is a shortage of medical educators or resources. By providing educational materials and simulations in multiple languages, medical multilingual LLMs can help standardize medical training and ensure consistent quality of care worldwide.

3.6 Limitations and Future Work.

While our work primarily focuses on constructing a multilingual medical corpus and enhancing the capabilities of LLMs in the medical domain across various languages, we encountered certain limitations. *First*, there are only six languages in our dataset. In the future, we anticipate expanding to include more languages, such as German and Arabic. *Second*, considering computational costs, our final model is in 7B scale, we might switch the training progress to a larger architecture that may achieve better results according to the scaling law [11]. *Lastly*, our final model shares the hallucination flaw with other LLMs. In the future, we aim to investigate more retrieval augmentation methods [32].

4 Methodology

In this part, we will introduce our methodology in detail. Specifically, in Sec. 4.1, we introduce the construction pipeline for MMedC. In Sect. 4.2, we describe the auto-regressive training procedure. In Sect. 4.3, we discuss the new multilingual medical benchmark, MMedBench, including its curation procedure, evaluation settings and metrics.

4.1 Large-scale Multilingual Medical Corpus

We herein develop a new large-scale multilingual medical corpus, **MMedC**, to help enrich LLMs with domain-specific medical knowledge across different languages. In detail, we explore four primary sources, *e.g.*, filtering medical-related content from general language corpus, medical textbooks, open-source medical websites and existing small-scale multilingual medical corpus. As a result, MMedC contains over **25B** tokens, covering **6 main languages**, *e.g.* English, Chinese, Japanese, French, Russian, and Spanish. Next, we will introduce the data collection process from the four sources respectively.

4.1.1 Filtering Medical-related Content

In the broader landscape of natural language processing, the general NLP community has amassed an extensive array of corpora, such as CommonCrawl, which captures billions of web pages monthly and has been operational for years. Despite medical-related content only constitutes a small fraction of this colossal

dataset, its sheer volume presents a valuable opportunity for creating a large-scale, medical-specific corpus with the application of sophisticated auto-filtering techniques.

Our methodology begins with the CulturaX dataset [19], a meticulously curated multilingual version of CommonCrawl, with 6.3 trillion tokens. We first introduce a **rule-based filtering** pipeline to sift through this dataset for medical content. This process involves the careful selection of 200 medically relevant terms per language, encompassing fields such as medicine, pharmacy, and medical biology. Given the space limitation in the paper, we will list all 1200 terms in our GitHub repositories. For sentences that utilize spaces for word separation, our approach includes word segmentation followed by keyword matching. Conversely, for sentences without clear word demarcation, we employ direct keyword matching. Utilizing the matching results, we establish two principal metrics:

Algorithm 1 Determining Medical-Related Text Samples

Input: Text T , Set of keywords K , Language type $Lang$
Output: True or False
Define T_C as threshold for MKC and T_D for $DENS$
if $Lang = \text{"Space Delimited"}$ **then** ▷ Split text into words first for space delimited languages
 Segment T into words based on spaces
end if
Initialize $K_U = \emptyset$
Initialize total keyword length $totalLen \leftarrow 0$
for each word t in T **do**
 if $t \in K$ **then**
 Increment $totalLen$ by $len(t)$
 if $t \notin K_U$ **then**
 Add t to K_U
 end if
 end if
end for
Calculate MKC and $DENS$
if $MKC > T_C$ **and** $DENS > T_D$ **then**
 return True ▷ Text is considered medical-related
else
 return False ▷ Text is not considered medical-related
end if

Medical Keyword Count. Medical keyword count quantifies the number of unique medical keywords in the texts. Let K be the set of a priori keywords representing medical terms of interest, and let T denote the entire text corpus under analysis. The set of unique keywords appearing in the text can be formulated as $K_U = \{k \mid k \in T \wedge k \in K\}$. The Medical Keyword Count (MKC) is then defined as $MKC = |K_U|$, where $|\cdot|$ denotes the cardinality of the set.

Keyword Density. Keyword density measures the proportion of text occupied by medical keywords relative to the total text length. This metric is instrumental in identifying texts that, despite their length, only incidentally include medical terms. Let $len(T)$ denote the total number of characters in the text T , and $occ(t, T)$ denote the occurrence times of word t in T . The keyword density, denoted as D , can be formulated as:

$$D = \frac{\sum_{k \in K} len(k) \cdot occ(k, T)}{len(T)}$$

With the two metrics, we simply set a threshold bar to filter each sentence. To control the filtering quality, we randomly sampled 100 sentences per language, and on average, 98 sentences are manually checked as medical-related. The final threshold and filtering ratios are detailed in **Supplementary Material B**.

4.1.2 Medical Textbooks

In addition to filtering the general language corpus, we also collect dozens of medical textbooks, that represent a rich repository of extensive medical knowledge, underscored by a rigorous publication process that ensures content quality. We have curated a collection exceeding 20,000 books, in line with the methodology outlined in PMC-LLaMA [29]. To extract texts from the books, we adopted Optical Character Recognition (OCR) models, specifically, we used the PaddleOCR tool for its proficiency in handling multiple languages. The OCR process generates a list detailing the coordinates and content of each text box, which is then organized in a left-to-right and top-to-bottom order. Furthermore, to ensure a focus on medical content, we excluded non-essential pages, such as covers, tables of contents, and epilogues, identifying them by their page numbers for removal. Quantitatively, we finally collect 4B tokens for English, 1.1B tokens for Chinese, 0.4B tokens for Russian and 0.3B tokens for French.

4.1.3 Medical Websites

Considering that filtering-based data are based on CommonCrawl, which is randomly scratched and untraceable, to avoid missing some important medical knowledge websites, we further crawled a number medical-related websites as compensatory. We focus on three types of websites. *Firstly*, we target medical encyclopedias, which offer detailed information on diseases and drugs. While this data is of exceptional quality, it is often limited in quantity and subject to stringent access controls. *Secondly*, we source content from medical consultation platforms and popular science articles about medicine. These sources, though less technical, provide a wealth of knowledge on medical common sense. *Lastly*, we expand our data collection to include medical news websites, which allow us to gather a larger volume of unrestricted data and incorporate timely information into our model. This strategy enhanced the model’s ability to understand and respond to current medical events and trends. Collecting data from these varied websites, we compile a comprehensive and diverse medical corpus, encompassing in-depth professional medical knowledge as well as a broad spectrum of general medical information and up-to-date industry insights. The detailed websites are listed and as a result, we get 0.1B tokens for Japanese, 0.05B tokens for Spanish, and 0.1M tokens for French.

4.1.4 Existing Small-scale Multilingual Medical Corpus

Apart from the above newly collected data, we also leverage many existing open-source corpus. Specifically, we utilized the following three datasets: Wikipedia [5], Baidu Baike [3], and UFAL Medical Corpus [8]. For Wikipedia and Baidu Baike, we employ the same filtering methodology outlined in Section 4.1.1 to extract the medical domain corpus, while for UFAL, a medical corpus designed for translation tasks, we use it as it is.

4.2 Auto-regressive Training on MMedC

Once constructed MMedC, we further pre-train the existing LLMs on it in an auto-regressive manner. We adopt loss for next token prediction as used in GPT [20]. Specifically, we treat medical text as a sequence of tokens, denoted as $X = \{x_1, x_2, \dots, x_N\}$, where each x_i is a text token and N represents the total length of the sequence. For a token x_i to be predicted, the optimization objective is:

$$L(\phi) = - \sum \log(\Phi(x_i|x_{<i})) \quad (1)$$

4.3 Comprehensive Multilingual Medical Benchmark

In addition to the multilingual datasets for training, we also collect a comprehensive Multilingual Medical Benchmark, spanning 6 principal languages, namely **MMedBench**, to conduct a thorough evaluation of a model’s performance in the medical domain across diverse languages. Specifically, we started by collecting existing medical question-answering (QA) benchmarks for each language, and expand these multi-choice QA with corresponding explanations using GPT-4, followed by strict human verification to ensure the correctness of contents.

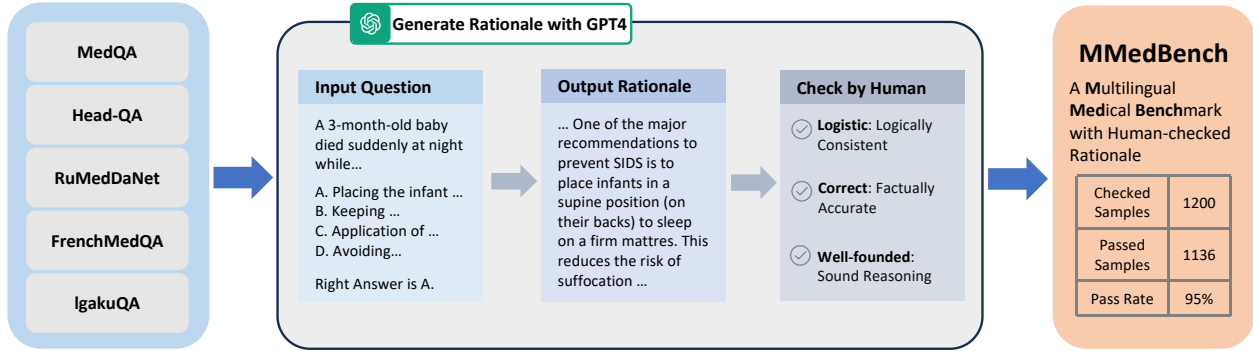


Figure 5 | The pipeline of MMedB construction. Firstly multi-choice QA pairs from various languages are collected from 5 QA datasets. Then corresponding rationale is generated with the help of GPT4. The rationale of testset is further checked by humans to ensure its quality.

4.3.1 Multilingual Medical QA Dataset

Evaluating the performance of Large Language Models (LLMs) has conventionally relied on the utilization of multiple-choice questions. This evaluation framework presents the question and its corresponding options to the model, which is then expected to identify the correct answer’s index. Accuracy serves as the primary quantitative metric in this method, providing a direct and objective measure of the performance. Despite its efficacy, the prevalent medical multi-choice QA benchmarks are exclusively monolingual, thus falling short of adequately assessing LLMs’ capabilities across diverse languages. To address this deficiency and foster a more inclusive evaluation landscape, our approach involves the aggregation of various medical multi-choice QA datasets from multiple languages. This initiative aims to compile a comprehensive benchmark that reflects the multilingual realities of the medical field. The following benchmarks are considered:

- **MedQA** [10] is a collection of medical multiple-choice questions (each with four answer options) based on the USMLE examination. It encompasses data in three languages: English, Simplified Chinese, and Traditional Chinese. For our evaluation, we exclusively utilize the English and Simplified Chinese sections. The data is partitioned by official guidelines.
- **IgakuQA** [12] is a Japanese medical multi-choice question dataset, which comes from Japanese medical licensing examinations from the past five years (2018-2022). Since there is no official data division, we randomly divide the data and get 1,590 training samples, 199 validation samples, and 199 test samples.
- **FrenchMedMCQA** [14] is a French medical multi-choice question dataset, which comes from real exams of the French medical specialization diploma in pharmacy. The data is divided according to the official release.
- **RuMedDaNet** [4] is a Russian medical judgment question dataset, which we process into a binary-choice question format. The data is divided according to the official way.
- **Head-QA** [28] is a Spanish multiple-choice question dataset. Questions come from exams to access a specialized position in the Spanish healthcare system. The data is divided according to the official way.

As a result, we collect 53566 QA pairs in total, for those without an official definition of train-test sets, we split them in 8:1:1 for training, validating, and testing respectively, resulting in 45048 pairs for training and 8518 for testing.

4.3.2 Rationale Generation

While the accuracy of multi-choice question answering is a straightforward and accurate metric, it fails to evaluate the reasoning and long sentence generation abilities of LLMs, which is critical for clinical usage. Therefore, we further augment each question with a justification for selecting the correct option. At evaluation phase, we prompt the model to articulate the rationale behind its choice, thereby offering insights into the model’s reasoning capabilities, as shown by Figure 5.

In detail, given GPT-4’s demonstrated capability to outperform human experts by providing detailed explanations in Chain of Thought (CoT) experiments [13], we utilize GPT-4 to generate rationales for our dataset. To guarantee the quality of these explanations, we subsequently perform human verification. Specifically, we input the question, the options, and the correct choice into GPT-4, instructing it to generate a detailed rationale for selecting a particular option. The instructions are as follows, where “{language}” will be replaced by a certain language name, like Chinese or French, in a certain case:

You’re a {language} doctor. Analyze the reasons behind choosing this particular option in 100 words for the following question in {language}.

Following the rationale generation by GPT-4, we conducted manual review to assess their quality. Our evaluation criteria are two-fold: firstly, the explanation provided by GPT-4 had to be consistent with the established correct answer for the question; secondly, it’s required to articulate the logic underpinning the answer, rather than merely replicating it. Note that, considering the cost of human checks, this will only be performed on part of our test set. Specifically, we randomly selected 200 samples from the former test split for each language to form a new rationale split. Then we shuffled and distributed among three annotators for manual verification. Annotators were tasked with categorizing each rationale as either qualified or unqualified based on the aforementioned criteria. Remarkably, we observed that 94.7% of the rationales generated by GPT-4 adhered to our standards, underscoring the high quality of the explanations. During the final evaluation phase, the calculation of rationale similarity was exclusively applied to these human-verified passed samples.

Finally, we get 1136 human-checked samples for rationale evaluation and compensate the former split 45048 training QA pairs with auto-generated rationale sentences. Given a language model, it can use our training set to further fine-tune and then be evaluated or directly evaluated on the rationale and choice testing sets.

4.3.3 Topic classification

Here, we explore the thematic distribution of the samples. For this purpose, we employ GPT-4 to categorize the topics within the test set. The instructions provided to GPT-4 for topic classification are outlined as follows, where similarly, “{language}” will be replaced by a certain language name.:

You’re a {language} doctor, choose one subject out of {medical_subjects_string}, which is most relevant to the following question.

At times, GPT-4 may yield ambiguous classification outcomes, such as those not aligning with predefined medical subjects. In these instances, we prompt GPT-4 to try the classification up to four times. Should it fail to produce a categorization that adheres to our criteria, we assign the sample’s category as ‘None’. Given the rarity of such occurrences, their impact on the overall statistics is minimal.

4.3.4 Evaluation Settings

To comprehensively assess the model’s performance, we tested it in three different evaluation settings: **zero-shot**, **parameter efficient fine-tuning (PEFT)**, and **full fine-tuning**. For the **zero-shot** setting, we directly test off-the-shelf LLMs with proper instruction, without any further exposure to the training part of MMedBench. In addition to zero-shot, to better evaluate the performance differences between models, we also try to fine-tune and then test the open-source models. There are two mainly used fine-tuning approaches: **parameter efficient fine-tuning (PEFT)**, and **full fine-tuning**. In former case, only a small subset of the model’s parameters are trainable, representing the performance in low computing resource available scenario. We adopt the most representative PEFT method LoRA [7] here. In latter case, all parameters will be fine-tuned which is a more conventional practice.

We have benchmarked the following LLMs on our proposed MMedBench:

- GPT-4 [20], a groundbreaking **multilingual** large language model developed by OpenAI, stands as one of the most sophisticated LLMs to date. Due to the confidential of data and model details, it is uncertain for its detailed model scale. Though GPT-4 does not emphasize it is a multilingual LLM, its

multilingual ability is still superior. Given that it is only accessible through API, we evaluate it in a zero-shot manner with proper instruction (Check **Supplementary Material A** for more details).

- GPT-3.5 [1] is also developed by OpenAI. Similarly to GPT-4, it is unknown for detailed model sizes or training data composition and never claims whether it is a multilingual or monolingual LLM but it also performs well for **multilingual** input. As the predecessor to GPT-4, it continues to exhibit robust performance for everyday applications and remains extensively utilized. We assess GPT-3.5 using the same API-based methodology as applied to GPT-4.
- Gemini-1.0 pro [24] is the latest general multimodal foundation model developed by Google. Though it is targeted at multimodal scenarios, as reported in the original paper, its language ability even surpasses Google’s former LLM, PaLM 2 [2]. Similar to GPT-series, its detailed scale and whether it is specifically targeted to multilingual or monolingual scenarios are not released. However, in our testing, it responds well for **multilingual** input.
- BLOOM [22], an early open-source, **multilingual** LLM family, undergoes pre-training with a diverse range of language corpora. We select the 7B parameter variant for our studies, employing a fine-tuning evaluation approach.
- MedAlpaca [6] is a specialized open-source **monolingual** medical LLM, further fine-tuned on a LLaMA using a dataset of over 160,000 English medical entries.
- ChatDoctor [31] is a **monolingual** medical LLM based on LLaMA and further fine-tuned, leverages 100,000 real-world patient-doctor dialogues in English, marking it as a distinct medical LLM. We employ the 7B parameter model, applying a fine-tuning evaluation framework.
- PMC-LLaMA [29] presents another open-source **monolingual** medical-specific LLM, pretrained exclusively on English medical literature, including papers and books. We utilize the 7B parameter version for evaluation.
- LLaMA 2 [26], the latest iteration in the LLaMA series, is recognized as one of the most potent open-source **monolingual** LLMs with a focus on English. We engage the 7B parameter model in our finetuning evaluation process.
- Mistral 7B [9], released in October 2023, is an innovative open-source **monolingual** LLM that claims superiority over LLaMA 2 13B across all assessed benchmarks. We adopt a fine-tuning evaluation methodology for this model.
- InternLM and InternLM 2 [25], developed by Shanghai AI Lab, are among the leading open-source **multilingual** LLMs. InternLM was released in July 2023 and InternLM 2 was released in February 2024. For both models, we select the 7B parameter variant and implement a fine-tuning evaluation strategy.

4.3.5 Metrics and Human Rating

To evaluate the performance of LLMs, we employ two metrics: Accuracy and Rationale Similarity. Measuring Accuracy is straightforward, as the LLM can generate outputs following a specific template. However, assessing Rationale Similarity presents a more complex challenge, typical within the NLP domain. Initially, we applied three classical text similarity methods, BLEU [21] and ROUGE [16], and Bert-score [34].

BLEU quantifies the match between a model’s output and that of a reference, focusing on the precision of n-grams. The BLEU is calculated as follows:

$$\text{BLEU} = \text{BP} \cdot \exp \left(\sum_{n=1}^N w_n \log P_n \right) \quad (2)$$

where P_n is the precision of n-grams, w_n is the weight for each n-gram size, BP is the brevity penalty. N typically equals 4 in most applications. To BLEU – n , the evaluation focuses only on n-grams of that specific length, by setting $w_n = 1$ for a particular n and setting all other weights to 0. In the standard BLEU calculation, a weighted average of BLEU-1 through BLEU-4 scores is used, with each component typically having equal weight ($w_1 = w_2 = w_3 = w_4 = 0.25$).

ROUGE is a metric that also focuses on n-grams but uniquely incorporates both Recall and Precision in its calculation. ROUGE is computed as follows:

$$\text{ROUGE} = \frac{2 \times P_n \times R_n}{P_n + R_n} \quad (3)$$

where P and R represent Precision and Recall, respectively. Note that ROUGE-N emphasizes the Precision and Recall of n-grams, whereas ROUGE-L calculates the Precision and Recall based on the longest common subsequence (LCS).

BERT-score utilizes the contextual embedding from a pretrained BERT to capture high-level semantic features, calculating the similarity between reference and candidate texts through cosine similarity. The Recall is calculated as follows:

$$R = \frac{\sum_{x_i \in x} \text{idf}(x_i) \max_{\hat{x}_j \in \hat{x}} \mathbf{x}_i^\top \hat{\mathbf{x}}_j}{\sum_{x_i \in x} \text{idf}(x_i)} \quad (4)$$

where idf denotes inverse document frequency, enhancing the metric’s sensitivity to rare but significant words. Here, x_i and $\hat{\mathbf{x}}_j$ represent the embeddings of the i th token in the candidate text and the j th token in the reference text, respectively. Precision is computed similarly, and the F1 score is subsequently derived. In this paper, we employ a pre-trained multilingual BERT model to extract features without conducting baseline rescaling.

Relative Rating scores aim to rank the output based on relative comparison. In detail, we select 6 representative models and sample 50 cases for each language. In human rating, for each case, question, options, right answer and rationale generated by each models are present to annotators, along with the reference rationale. The annotators are asked to rank the model-generated rationales based on the following three evaluation criteria:

- **Accuracy.** The model’s ability to correctly select the answer.
- **Reasoning Ability.** The model’s capacity to demonstrate logical reasoning in making its selection. The model should go beyond merely repeating the question or options, supporting its choice with reasonable reasoning.
- **Integration of Internal Knowledge.** The model needs to effectively blend and utilize its internal knowledge base, providing relevant and persuasive factual evidence to support its answer.

Considering that GPT-4 has achieved near-human performance in many aspects, we use GPT-4 to rank the models in the same way with carefully set instructions following [35]. Similarly, for BLEU scores, we can also rank model by comparing the absolute metrics.

Then, for all ranking results, *i.e.*, human rating, BLEU score rating and GPT-4 rating, the scores are quantitatively assigned with the ranking level reversely, for example, the top rank reviving a score of 6, and the bottom rank a score of 1, thereby quantifying each model’s output quality relatively.

4.4 Implementation Details

In this section, we delve into the specifics of auto-regressive training and fine-tuning. We conduct all our experiments using PyTorch framework and Transformers python package.

Auto-regressive Training. During further auto-regressive training on MMedC, our optimization objective aligns with that of the auto-regressive generation task. For data processing, we segment the text into chunks, each comprising 2048 tokens, with an overlapping margin of 512 tokens. Throughout the training, we maintain a maximum context length of 2048 tokens. Owing to the model’s extensive parameter count, which precludes fitting on a single GPU, we employ the Fully Sharded Data Parallel (FSDP) strategy to distribute the model across multiple GPU cards. Additionally, we utilize the BF16 data type and gradient checkpointing techniques to optimize memory usage. For InternLM, we establish a global batch size of 512 and a learning rate of 2e-5. In the case of BLOOM, we set the global batch size to 512 and a learning rate of 8e-6. We pretrain both models on eight A100 GPUs, adapting gradient accumulation steps to sustain such a large global batch size. We train the 7B model for 20k iterations, which takes about 20 Days.

Fine-tuning. During the fine-tuning process, our optimization objective remains consistent with the auto-regressive training phase. We set the maximum sequence length to 2048, padding each batch to match the longest sequence in that batch. For full-model fine-tuning, we utilized Fully Sharded Data Parallel (FSDP), BF16 data type, and gradient checkpointing technology. We set the global batch size to 128 and the learning rate to 1e-6. For LoRA, we use the default recommended rank 16 with the similar training setting as full fine-tuning.

5 Conclusion

In this paper, we describe an automatic pipeline for building up a new multilingual medical corpus together with a new benchmark. Specifically, we developed MMedC, a large-scale medical corpus with 25.5B tokens covering six main languages, and MMedBench, a comprehensive benchmark encompassing 6 primary languages. To monitor the development progress of medical multilingual LLMs, we have evaluated eleven existing LLMs on multi-choice question-answering and rationale generation abilities under various settings. Experimentally, we demonstrate the effectiveness of further training on MMedC, significantly filling the gap in adapting advanced general multilingual LLMs into complex and professional medical domain. As a result, we open-source the MMedLM 2, which to our knowledge, denotes the first, and strongest multilingual language model for medicine.

6 Data and Code Availability

Currently, we have released all of our data, code, and model weights.

- MMedC Dataset <https://huggingface.co/datasets/Henrychur/MMedC>
- MMedBench Benchmark Data <https://huggingface.co/datasets/Henrychur/MMedBench>
- MMedBench Leaderboard <https://henrychur.github.io/MultilingualMedQA/>
- Github repository <https://github.com/MAGIC-AI4Med/MMedLM>
- MMedLM model weights <https://huggingface.co/Henrychur/MMedLM>
- MMedLM 2 model weights <https://huggingface.co/Henrychur/MMedLM2>

References

- [1] Openai. introducing chatgpt. <https://openai.com/blog/chatgpt/>, 2023.
- [2] Rohan Anil et al. Palm 2 technical report. *ArXiv*, abs/2305.10403, 2023.
- [3] BIT-ENGd. baidu_baike, 2023. GitHub repository.
- [4] Pavel Blinov, Arina Reshetnikova, Aleksandr Nesterov, Galina Zubkova, and Vladimir Kokh. Rumedbench: A russian medical language understanding benchmark, 2022.
- [5] Wikimedia Foundation. Wikimedia downloads.
- [6] Tianyu Han, LisaC. Adams, Jens-Michalis Papaioannou, Paul Grundmann, Tom Oberhauser, Alexander Löser, Daniel Truhn, and KenoK. Bressen. Medalpaca – an open-source collection of medical conversational ai models and training data. Apr 2023.
- [7] Edward J Hu, Yelong Shen, Phillip Wallis, Zeyuan Allen-Zhu, Yuanzhi Li, Shean Wang, Lu Wang, and Weizhu Chen. LoRA: Low-rank adaptation of large language models. In *International Conference on Learning Representations*, 2022.
- [8] Institute of Formal and Applied Linguistics. Ufal medical corpus. Online, 2024. Accessed: 2024-01-26.
- [9] Albert Q. Jiang, Alexandre Sablayrolles, Arthur Mensch, Chris Bamford, Devendra Singh Chaplot, Diego de las Casas, Florian Bressand, Gianna Lengyel, Guillaume Lample, Lucile Saulnier, L  lio Renard Lavaud, Marie-Anne Lachaux, Pierre Stock, Teven Le Scao, Thibaut Lavril, Thomas Wang, Timoth  e Lacroix, and William El Sayed. Mistral 7b, 2023.
- [10] Di Jin, Eileen Pan, Nassim Oufattole, Wei-Hung Weng, Hanyi Fang, and Peter Szolovits. What disease does this patient have? a large-scale open domain question answering dataset from medical exams. *arXiv preprint arXiv:2009.13081*, 2020.
- [11] Jared Kaplan, Sam McCandlish, Tom Henighan, Tom B Brown, Benjamin Chess, Rewon Child, Scott Gray, Alec Radford, Jeffrey Wu, and Dario Amodei. Scaling laws for neural language models. *arXiv preprint arXiv:2001.08361*, 2020.
- [12] Jungo Kasai, Yuhei Kasai, Keisuke Sakaguchi, Yutaro Yamada, and Dragomir Radev. Evaluating GPT-4 and ChatGPT on Japanese medical licensing examinations, 2023.
- [13] Tiffany H Kung, Morgan Cheatham, Arielle Medenilla, Czarina Sillos, Lorie De Leon, Camille Elepa  o, Maria Madriaga, Rimel Aggabao, Giezel Diaz-Candido, James Maningo, et al. Performance of chatgpt on usmle: Potential for ai-assisted medical education using large language models. *PLoS digital health*, 2(2):e0000198, 2023.
- [14] Yanis Labrak, Adrien Bazoge, Richard Dufour, B  atrice Daille, Pierre-Antoine Gourraud, Emmanuel Morin, and Mickael Rouvier. FrenchMedMCQA: A French Multiple-Choice Question Answering Dataset for Medical domain. working paper or preprint, Oct. 2022.
- [15] Patrick Lewis, Ethan Perez, Aleksandara Piktus, Fabio Petroni, Vladimir Karpukhin, Naman Goyal, Heinrich Kuttler, Mike Lewis, Wen tau Yih, Tim Rockt  schel, Sebastian Riedel, and Douwe Kiela. Retrieval-augmented generation for knowledge-intensive nlp tasks. *ArXiv*, abs/2005.11401, 2020.
- [16] Chin-Yew Lin. ROUGE: A package for automatic evaluation of summaries. In *Text Summarization Branches Out*, pages 74–81, Barcelona, Spain, July 2004. Association for Computational Linguistics.
- [17] Michael Moor, Oishi Banerjee, Zahra Shakeri Hossein Abad, Harlan M Krumholz, Jure Leskovec, Eric J Topol, and Pranav Rajpurkar. Foundation models for generalist medical artificial intelligence. *Nature*, 616(7956):259–265, 2023.
- [18] Michael Moor, Qian Huang, Shirley Wu, Michihiro Yasunaga, Cyril Zakka, Yash Dalmia, Eduardo Pontes Reis, Pranav Rajpurkar, and Jure Leskovec. Med-flamingo: A multimodal medical few-shot learner. July 2023. arXiv:2307.15189.
- [19] Thuat Nguyen, Chien Van Nguyen, Viet Dac Lai, Hieu Man, Nghia Trung Ngo, Franck Dernoncourt, Ryan A. Rossi, and Thien Huu Nguyen. Culturax: A cleaned, enormous, and multilingual dataset for large language models in 167 languages, 2023.
- [20] OpenAI. Gpt-4 technical report, 2023.

- [21] Kishore Papineni, Salim Roukos, Todd Ward, and Wei-Jing Zhu. Bleu: a method for automatic evaluation of machine translation. In Pierre Isabelle, Eugene Charniak, and Dekang Lin, editors, *Proceedings of the 40th Annual Meeting of the Association for Computational Linguistics*, pages 311–318, Philadelphia, Pennsylvania, USA, July 2002. Association for Computational Linguistics.
- [22] BigScienceWorkshop Scao et al. Bloom: A 176b-parameter open-access multilingual language model. Nov 2022.
- [23] K. Singhal, Shekoofeh Azizi, Tao Tu, Said Mahdavi, Jason Wei, Hyung Won Chung, Nathan Scales, Ajay Kumar Tanwani, Heather J. Cole-Lewis, Stephen J. Pfohl, P A Payne, Martin G. Seneviratne, Paul Gamble, Chris Kelly, Nathaneal Scharli, Aakanksha Chowdhery, P. A. Mansfield, Blaise Agüera y Arcas, Dale R. Webster, Greg S. Corrado, Yossi Matias, Katherine Hui-Ling Chou, Juraj Gottweis, Nenad Tomavs. ev, Yun Liu, Alvin Rajkomar, Joëlle K. Barral, Christopher Semturs, Alan Karthikesalingam, and Vivek Natarajan. Large language models encode clinical knowledge. *Nature*, 620:172 – 180, 2022.
- [24] Gemini Team. Gemini: A family of highly capable multimodal models. *ArXiv*, abs/2312.11805, 2023.
- [25] InternLM Team. Internlm: A multilingual language model with progressively enhanced capabilities. <https://github.com/InternLM/InternLM>, 2023.
- [26] Hugo Touvron, Thibaut Lavril, Gautier Izacard, Xavier Martinet, Marie-Anne Lachaux, Timothée Lacroix, Baptiste Rozière, Naman Goyal, Eric Hambro, Faisal Azhar, et al. Llama: Open and efficient foundation language models. *arXiv preprint arXiv:2302.13971*, 2023.
- [27] Tao Tu, Shekoofeh Azizi, Danny Driess, Mike Schaeckermann, Mohamed Amin, Pi-Chuan Chang, Andrew Carroll, Chuck Lau, Ryutaro Tanno, Ira Ktena, Basil Mustafa, Aakanksha Chowdhery, Yun Liu, Simon Kornblith, David J. Fleet, P. A. Mansfield, Sushant Prakash, Renee C Wong, Sunny Virmani, Christopher Semturs, Seyedeh Sara Mahdavi, Bradley Green, Ewa Dominowska, Blaise Agüera y Arcas, Joëlle K. Barral, Dale R. Webster, Greg S Corrado, Yossi Matias, K. Singhal, Peter R. Florence, Alan Karthikesalingam, and Vivek Natarajan. Towards generalist biomedical ai. *ArXiv*, abs/2307.14334, 2023.
- [28] David Vilares and Carlos Gómez-Rodríguez. HEAD-QA: A healthcare dataset for complex reasoning. In *Proceedings of the 57th Annual Meeting of the Association for Computational Linguistics*, pages 960–966, Florence, Italy, July 2019. Association for Computational Linguistics.
- [29] Chaoyi Wu, Xiaoman Zhang, Ya Zhang, Yanfeng Wang, and Weidi Xie. Pmc-llama: Further finetuning llama on medical papers. Apr 2023.
- [30] Chaoyi Wu, Xiaoman Zhang, Ya Zhang, Yanfeng Wang, and Weidi Xie. Towards generalist foundation model for radiology. *ArXiv*, abs/2308.02463, 2023.
- [31] Li Yunxiang, Li Zihan, Zhang Kai, Dan Ruilong, and Zhang You. Chatdoctor: A medical chat model fine-tuned on llama model using medical domain knowledge. Mar 2023.
- [32] Cyril Zakka, Rohan Shad, Akash Chaurasia, Alex R. Dalal, Jennifer L. Kim, Michael Moor, Robyn Fong, Curran Phillips, Kevin Alexander, Euan Ashley, Jack Boyd, Kathleen Boyd, Karen Hirsch, Curt Langlotz, Rita Lee, Joanna Melia, Joanna Nelson, Karim Sallam, Stacey Tullis, Melissa Ann Vogelsong, John Patrick Cunningham, and William Hiesinger. Almanac — retrieval-augmented language models for clinical medicine. *NEJM AI*, 1(2):AIoa2300068, 2024.
- [33] Peitian Zhang, Shitao Xiao, Zheng Liu, Zhicheng Dou, and Jian-Yun Nie. Retrieve anything to augment large language models. *ArXiv*, abs/2310.07554, 2023.
- [34] Tianyi Zhang, Varsha Kishore, Felix Wu, Kilian Q. Weinberger, and Yoav Artzi. Bertscore: Evaluating text generation with bert, 2020.
- [35] Lianmin Zheng, Wei-Lin Chiang, Ying Sheng, Siyuan Zhuang, Zhanghao Wu, Yonghao Zhuang, Zi Lin, Zhuohan Li, Dacheng Li, Eric P. Xing, Hao Zhang, Joseph E. Gonzalez, and Ion Stoica. Judging llm-as-a-judge with mt-bench and chatbot arena, 2023.

A Used Prompts

In this section, we introduce the prompts used in our methodology and experiments.

A.0.1 Zero-shot prompt

For models such as GPT-3.5 and GPT-4, we employ specific instructions to steer the model’s response to questions. To prompt the model for a straightforward correct answer, we use the following directive:

You’re a {language} doctor, make a choice based on the question and options. You need to answer the letter of the option instead of answering the entire option or anything else. Options may not be unique.

When we aim for the model to provide not just the correct answer but also its corresponding rationale, we utilize a different instruction:

You’re a {language} doctor, make a choice based on the question and options in {language}. You should solve this step-by-step. You must first give the reason in {language} for your choice ends with '[End]'. Then you must give the answer’s letter directly again. The template is like 'Reason:... [End] Answer: A, B'

A.0.2 Fine-tuning Prompts

Similar to the prompting technique employed in GPT models, we utilize two distinct types of prompt instructions in our fine-tuning setting so that models can understand whether to output long rationale sentences or not, avoiding confusion when training on the mixture of rationale and multiple-choice data. In detail, for multiple-choice answering, we apply the following prompt:

You’re a {language} doctor, kindly address the medical queries according to the patient’s account. Answer with the best option directly.

In contrast, to obtain an answer accompanied by its corresponding rationale, we use a more detailed prompt:

You’re a {language} doctor, kindly address the medical queries according to the patient’s account in {language}. Let’s solve this step-by-step. You should first give the reason in {language} for your choice. Then you should give the right answer index of the question.

It is important to note that during fine-tuning, we employed both of the aforementioned instructions. This implies that for each sample, the model underwent optimization twice in each epoch, with different instructions and corresponding outputs. During evaluation, the first instruction was used to determine the model’s accuracy, owing to its significant convenience in metric calculation and the second instruction is utilized to generate rationales and to assess their similarity with the reference material.

A.0.3 Ranking Prompt

We used the following instructions for rating the rationales with GPT4.

Please act as an impartial judge and evaluate the quality of the responses provided by six AI assistants to the user question displayed below. You should choose the assistant that follows the user’s instructions and answers the user’s questions better. Your evaluation should consider factors such as the helpfulness, relevance, accuracy, depth, creativity, and level of detail of their responses. Begin your evaluation by comparing the six responses. Avoid any position biases and ensure that the order in which the responses were presented does not influence your decision. Do not allow the length of the responses to influence your evaluation. Do not favor certain names of the assistants. Be as objective as possible. Your output is the ordering of these six models from high to low. Output your final verdict from high to low by strictly following this format: Model A, Model B, Model C, Model D, Model E, and Model F.

B MMedC Details

B.1 Settings for Filtering Content

In this section, we present the parameters employed for data filtering, which are meticulously configured based on the CulturaX dataset. Our parameterization adopts a relatively stringent criterion aimed at procuring high-quality data.

Table 4 | Parameter Settings for Data Filtering. Given the extensive dataset within CulturaX, the configuration of filtering parameters is designed to prioritize quality over quantity.

Language	Medical Keyword Count	Keyword Density	Remain Text(%)	Tokens
English	5	4%	2.29%	6.56B
Spanish	4	4%	0.92%	3.98B
French	4	4%	0.50%	1.90B
Russian	4	2%	0.48%	1.29B
Chinese	5	5%	1.33%	3.34B
Japanese	5	5%	1.13%	1.93B

B.2 Data Statistics

We give the details about the composition of MMedC, including the amount of data coming from different sources for each language.

Table 5 | Corpus statistics. The Multilingual Medical Corpus (MMedC) boasts a substantial size of 105GB, comprising over 25 billion tokens. The dataset is categorized into several types by sources: FData represents filtering-based data, OCRData denotes Optical Character Recognition (OCR)-based data, CData refers to data obtained through web crawling, and OSData signifies data from open-source datasets. Furthermore, we distinguish between HQData (high-quality data) which has undergone human verification, and UQData (unsure-quality data), which has not. The TotAmt (Total Amount) quantifies the total token count for each language, with 'Billion tokens' serving as the unit of measurement.

Language	Family	Filtering Content	Textbooks	Websites	Small-scale Dataset	HQData	UQData	TotAmt
English	Indo-European	6.56	4.00	0.00	0.00	4.00	6.56	10.56
Spanish	Indo-European	3.98	0.31	0.05	0.02	0.37	3.98	4.35
French	Indo-European	1.90	0.02	0.00	0.17	0.20	1.90	2.10
Russian	Indo-European	1.29	0.40	0.00	0.00	0.40	1.29	1.69
Chinese	Sino-Tibetan	3.34	1.21	0.00	0.19	1.40	3.34	4.74
Japaneses	Sino-Tibetan	1.93	0.00	0.10	0.01	0.12	1.93	2.05

C Detailed Experiment Results

In this section, we present detailed results across languages in the ablation study, and rationale evaluation based on different metrics.

C.1 Detailed Accuracy on Ablation Study

Here, we give the detailed results of the ablation study, including both accuracy and rationale evaluation across six languages, as shown in Table 6 and 7.

C.2 Different Metrics on Rationale Evaluation

We conducted an in-depth analysis of the scores assigned to the rationales generated by various models, utilizing a range of evaluation metrics. Table 8 and 9 illustrate the performance of each model as measured

Table 6 | Accuracy across languages on ablation study.

Method	English	Chinese	Japanese	French	Russian	Spanish	Avg.
MMedLM							
Baseline(InternLM)	42.5	65.56	30.15	24.28	55.08	42.38	43.33
Baseline(InternLM _r)	44.07	64.62	37.19	24.92	58.2	44.97	45.66
MMedLM _{en}	49.02	66.35	39.2	29.58	54.3	45.84	47.38
MMedLM _{ocr}	49.73	70.61	35.18	31.03	69.53	51.24	51.22
MMedLM	49.88	70.49	46.23	36.66	72.27	54.52	55.01
MMedLM 2							
Baseline(InternLM 2)	53.02	77.70	46.23	37.78	65.62	56.67	56.17
Baseline(InternLM 2 _r)	57.27	77.55	47.74	41.00	68.36	59.59	58.56
MMedLM 2 _{en}	60.80	77.58	45.73	39.55	66.41	59.63	58.28
MMedLM 2 _{ocr}	62.61	80.41	54.27	46.14	77.34	65.83	64.43
MMedLM 2	61.74	80.01	61.81	52.09	80.47	67.65	67.30

Table 7 | Rationale evaluation on MMedB with ROUGE-1/ BLEU-1. The value preceding the symbol ‘/’ represents BLEU-1, while the value following it represents ROUGE-1.

Method	English	Chinese	Japanese	French	Russian	Spanish	Avg.
MMedLM							
InternLM	46.53/41.86	48.24/48.64	44.89/49.83	41.80/37.95	27.87/21.20	43.42/38.59	42.12/39.68
MMedLM _{en}	46.96/42.42	48.25/48.92	45.70/50.22	41.61/38.36	26.27/19.88	43.93/39.16	42.12/39.83
MMedLM _{ocr}	47.46/42.65	49.24/49.91	47.61/50.81	44.01/40.42	32.42/24.00	46.00/40.43	44.46/41.37
MMedLM	47.37/41.98	48.68/49.28	48.95/52.34	45.39/41.41	33.24/24.67	46.68/41.35	45.05/41.84
MMedLM 2							
InternLM2	49.48/44.12	51.38/51.58	50.64/53.46	46.73/42.00	32.93/24.05	47.94/41.96	46.52/42.86
MMedLM 2 _{en}	50.00/ 45.02	50.81/51.19	50.15/53.11	47.12/43.04	33.06/23.94	47.62/41.64	46.46/42.99
MMedLM 2 _{ocr}	49.82/44.75	51.47/52.19	52.66/55.21	47.84/43.68	36.98/28.17	48.93/43.42	47.95/44.57
MMedLM 2	50.02/44.77	51.39/51.78	54.79/57.10	49.04/45.30	37.49/28.18	50.14/44.59	48.81/45.29

by the N-gram BLEU metrics under PEFT and full fine-tuning settings respectively. Meanwhile, Table 10 and 11 present the scores achieved by these models under the N-gram ROUGE metrics. Table 12 and 13 further show the BERT score of different models, which is a score calculated by averaging N-gram BERT scores as introduced in the main body.

C.3 Detailed Results on Rating Scores

In Table 14 and 15, we further show the GPT-4 and human rating scores for six languages respectively.

Table 8 | Rationale evaluation of models undergo **PEFT** using n-grams **BLEU** metrics.

Method	Metric	English	Chinese	Japanese	French	Russian	Spanish	Avg.
BLOOMZ	BLEU-1	41.45	43.09	28.79	38.89	22.25	42.36	36.14
InternLM	BLEU-1	41.29	43.47	22.80	30.35	18.24	36.32	32.08
LLaMA 2	BLEU-1	44.72	42.69	45.58	42.93	31.75	44.22	41.98
ChatDoctor	BLEU-1	44.65	40.88	39.54	40.12	30.95	42.88	39.84
MedAlpaca	BLEU-1	43.59	40.71	37.27	39.82	30.11	42.80	39.05
PMC-LLaMA	BLEU-1	44.98	40.09	38.15	38.89	30.08	43.00	39.20
Mistral	BLEU-1	48.13	45.61	43.82	44.73	33.62	47.37	43.88
InternLM 2	BLEU-1	46.87	47.64	42.22	41.81	26.78	44.51	41.64
MMedLM	BLEU-1	41.63	44.30	38.61	37.54	19.99	40.79	37.14
MMedLM 2	BLEU-1	47.07	47.15	47.90	43.22	27.81	46.17	43.22
BLOOMZ	BLEU-2	14.68	15.03	8.46	14.20	5.04	15.92	12.22
InternLM	BLEU-2	14.79	15.28	7.29	9.92	4.59	11.59	10.58
LLaMA 2	BLEU-2	16.29	14.01	18.34	16.57	9.12	16.20	15.09
ChatDoctor	BLEU-2	17.46	13.39	14.91	15.98	9.25	16.45	14.57
MedAlpaca	BLEU-2	16.81	13.35	13.95	15.85	8.81	16.13	14.15
PMC-LLaMA	BLEU-2	17.87	13.27	14.07	14.94	8.71	16.38	14.21
Mistral	BLEU-2	20.33	16.26	17.11	18.56	10.56	19.32	17.02
InternLM 2	BLEU-2	18.91	18.53	16.29	15.80	7.22	16.53	15.55
MMedLM	BLEU-2	15.33	16.06	14.69	13.76	5.96	15.12	13.49
MMedLM 2	BLEU-2	19.11	18.45	20.09	17.90	8.92	18.98	17.24
BLOOMZ	BLEU-3	6.48	6.83	3.50	6.78	1.94	7.50	5.50
InternLM	BLEU-3	6.64	6.97	3.48	4.42	1.80	4.93	4.71
LLaMA 2	BLEU-3	7.19	5.91	9.09	8.06	3.74	7.32	6.89
ChatDoctor	BLEU-3	8.37	5.82	7.36	7.92	4.00	7.87	6.89
MedAlpaca	BLEU-3	8.04	5.80	6.69	7.76	3.68	7.63	6.60
PMC-LLaMA	BLEU-3	8.75	5.82	6.81	7.08	3.74	7.82	6.67
Mistral	BLEU-3	10.35	7.40	8.57	9.61	4.56	9.68	8.36
InternLM 2	BLEU-3	9.12	8.98	8.10	7.69	2.84	7.83	7.42
MMedLM	BLEU-3	6.92	7.48	7.59	6.44	2.33	7.11	6.31
MMedLM 2	BLEU-3	9.21	8.99	10.59	9.21	3.87	9.75	8.60
BLOOMZ	BLEU-4	3.25	3.38	1.77	3.26	0.87	4.02	2.76
InternLM	BLEU-4	3.53	3.41	1.87	2.14	0.91	2.49	2.39
LLaMA 2	BLEU-4	3.72	2.76	4.94	4.06	1.77	3.85	3.52
ChatDoctor	BLEU-4	4.52	2.62	3.99	4.10	1.95	4.37	3.59
MedAlpaca	BLEU-4	4.50	2.72	3.60	3.96	1.74	4.18	3.45
PMC-LLaMA	BLEU-4	4.90	2.73	3.71	3.46	1.76	4.30	3.48
Mistral	BLEU-4	5.92	3.75	4.72	5.18	2.16	5.63	4.56
InternLM 2	BLEU-4	5.07	4.74	4.41	4.07	1.25	4.21	3.96
MMedLM	BLEU-4	3.70	3.77	4.27	3.16	1.08	3.87	3.31
MMedLM 2	BLEU-4	5.21	4.71	5.96	5.03	1.93	5.61	4.74
BLOOMZ	BLEU	9.95	10.29	5.61	9.91	3.19	11.32	8.38
InternLM	BLEU	10.34	10.43	5.33	6.76	2.95	7.79	7.27
LLaMA 2	BLEU	11.14	9.18	13.46	11.69	5.89	11.18	10.42
ChatDoctor	BLEU	12.50	8.84	10.94	11.30	6.14	11.87	10.26
MedAlpaca	BLEU	12.16	8.93	10.15	11.17	5.76	11.56	9.95
PMC-LLaMA	BLEU	13.07	8.91	10.31	10.28	5.80	11.71	10.01
Mistral	BLEU	15.10	11.34	12.69	13.59	6.94	14.27	12.32
InternLM 2	BLEU	13.55	13.27	12.05	11.43	4.36	11.76	11.07
MMedLM	BLEU	10.66	11.21	11.17	9.51	3.58	10.68	9.47
MMedLM 2	BLEU	13.84	13.16	15.21	13.06	5.73	14.21	12.54

Table 9 | Rationale evaluation of models undergo **full fine-tuning** using n-grams **BLEU metrics**.

Method	Metric	English	Chinese	Japanese	French	Russian	Spanish	Avg.
BLOOMZ	BLEU-1	45.94	48.37	44.71	44.47	29.95	45.91	43.22
InternLM	BLEU-1	46.53	48.24	44.89	41.80	27.87	43.42	42.12
LLaMA 2	BLEU-1	46.87	46.62	48.53	44.43	33.05	45.96	44.24
ChatDoctor	BLEU-1	47.22	44.66	38.87	44.64	32.19	45.68	42.21
MedAlpaca	BLEU-1	47.33	45.72	45.35	43.78	32.80	45.99	43.49
PMC-LLaMA	BLEU-1	47.33	45.87	44.52	43.80	31.14	46.30	43.16
Mistral	BLEU-1	47.16	48.34	48.80	45.83	34.52	47.55	45.37
InternLM 2	BLEU-1	49.48	51.38	50.64	46.73	32.93	47.94	46.52
MMedLM	BLEU-1	47.37	48.68	48.95	45.39	33.24	46.68	45.05
MMedLM 2	BLEU-1	50.02	51.39	54.79	49.04	37.49	50.14	48.81
BLOOMZ	BLEU-2	17.93	18.70	17.89	18.29	8.58	17.69	16.51
InternLM	BLEU-2	18.76	18.79	18.55	15.89	7.44	15.89	15.89
LLaMA 2	BLEU-2	18.53	16.98	20.42	17.72	9.40	17.31	16.73
ChatDoctor	BLEU-2	19.50	16.29	15.36	18.25	9.76	17.87	16.17
MedAlpaca	BLEU-2	19.30	16.41	18.48	17.82	9.90	17.91	16.64
PMC-LLaMA	BLEU-2	20.05	16.28	17.67	17.99	9.10	17.68	16.46
Mistral	BLEU-2	18.57	17.97	20.47	19.02	10.48	18.33	17.47
InternLM 2	BLEU-2	21.20	20.76	22.83	20.14	9.72	19.12	18.96
MMedLM	BLEU-2	19.39	18.84	21.63	19.46	10.13	18.99	18.07
MMedLM 2	BLEU-2	21.52	21.46	26.75	23.18	13.42	21.54	21.31
BLOOMZ	BLEU-3	8.39	8.97	8.90	9.15	3.66	8.42	7.92
InternLM	BLEU-3	9.20	9.05	9.56	7.56	3.09	7.24	7.62
LLaMA 2	BLEU-3	8.89	7.64	10.41	8.78	3.63	7.98	7.89
ChatDoctor	BLEU-3	9.62	7.34	7.74	9.17	4.10	8.63	7.77
MedAlpaca	BLEU-3	9.62	7.66	9.39	8.98	4.16	8.65	8.08
PMC-LLaMA	BLEU-3	10.14	7.27	8.91	8.91	3.88	8.46	7.93
Mistral	BLEU-3	8.67	8.42	10.33	9.65	4.41	8.76	8.37
InternLM 2	BLEU-3	10.71	10.54	12.41	10.55	4.12	9.31	9.61
MMedLM	BLEU-3	9.55	9.20	11.84	10.24	4.20	9.38	9.07
MMedLM 2	BLEU-3	11.00	11.02	15.05	12.99	6.37	11.22	11.27
BLOOMZ	BLEU-4	4.55	4.62	4.87	4.73	1.76	4.58	4.18
InternLM	BLEU-4	5.23	4.82	5.51	3.88	1.55	3.90	4.15
LLaMA 2	BLEU-4	4.85	3.67	5.94	4.66	1.66	4.28	4.17
ChatDoctor	BLEU-4	5.47	3.65	4.42	4.86	1.96	4.71	4.18
MedAlpaca	BLEU-4	5.43	3.88	5.33	4.83	1.95	4.89	4.38
PMC-LLaMA	BLEU-4	5.79	3.58	5.04	4.52	1.93	4.66	4.25
Mistral	BLEU-4	4.75	4.30	5.74	5.16	2.18	4.88	4.50
InternLM 2	BLEU-4	6.13	5.84	7.41	5.83	2.03	5.17	5.40
MMedLM	BLEU-4	5.42	5.02	7.09	5.71	1.88	5.39	5.08
MMedLM 2	BLEU-4	6.41	6.20	9.15	7.70	3.30	6.63	6.56
BLOOMZ	BLEU	12.80	13.14	13.21	13.06	5.70	12.53	11.74
InternLM	BLEU	13.73	13.46	13.95	11.19	4.97	11.17	11.41
LLaMA 2	BLEU	13.32	11.44	15.28	12.72	5.83	12.10	11.78
ChatDoctor	BLEU	14.10	11.09	11.49	13.09	6.31	12.81	11.48
MedAlpaca	BLEU	14.05	11.49	13.74	12.99	6.36	12.97	11.94
PMC-LLaMA	BLEU	14.74	11.01	13.22	12.76	6.06	12.77	11.76
Mistral	BLEU	13.11	12.65	15.16	13.77	6.90	13.25	12.47
InternLM 2	BLEU	15.44	15.28	17.59	14.90	6.48	13.80	13.91
MMedLM	BLEU	14.01	13.69	16.72	14.38	6.36	13.80	13.16
MMedLM 2	BLEU	15.92	15.80	20.75	17.72	9.35	16.11	15.94

Table 10 | Rationale evaluation of models undergo **PEFT** using n-grams **ROUGE** metrics.

Method	Metric	English	Chinese	Japanese	French	Russian	Spanish	Avg.
BLOOMZ	ROUGE-1	36.81	45.17	38.09	37.49	15.28	39.22	35.34
InternLM	ROUGE-1	38.05	44.71	37.57	32.14	16.79	34.56	33.97
LLaMA 2	ROUGE-1	39.34	43.71	49.53	39.29	22.66	39.64	39.03
ChatDoctor	ROUGE-1	40.26	42.80	45.00	39.06	22.84	40.23	38.37
MedAlpaca	ROUGE-1	39.52	42.50	44.69	39.57	22.83	39.64	38.12
PMC-LLaMA	ROUGE-1	40.90	42.95	43.67	38.64	22.45	39.80	38.07
Mistral	ROUGE-1	42.80	46.31	48.19	41.07	24.75	42.83	40.99
InternLM 2	ROUGE-1	41.66	49.28	46.91	38.46	21.71	40.13	39.69
MMedLM	ROUGE-1	38.83	46.38	46.90	37.78	21.28	38.77	38.32
MMedLM 2	ROUGE-1	41.51	48.36	52.24	41.36	25.70	42.64	41.97
BLOOMZ	ROUGE-2	12.73	16.77	13.43	14.01	4.03	15.66	12.77
InternLM	ROUGE-2	13.08	16.71	13.92	10.80	4.43	12.23	11.86
LLaMA 2	ROUGE-2	13.63	15.18	21.37	15.06	6.41	15.13	14.47
ChatDoctor	ROUGE-2	15.25	15.10	19.18	15.64	6.82	16.13	14.69
MedAlpaca	ROUGE-2	14.77	15.09	18.86	15.68	6.65	15.83	14.48
PMC-LLaMA	ROUGE-2	15.59	15.37	18.11	14.81	6.66	15.90	14.41
Mistral	ROUGE-2	17.28	17.60	20.49	17.00	7.72	18.10	16.36
InternLM 2	ROUGE-2	15.95	20.04	20.26	14.55	6.00	15.62	15.40
MMedLM	ROUGE-2	13.78	17.68	19.75	14.44	6.22	15.27	14.52
MMedLM 2	ROUGE-2	16.02	19.94	23.27	17.01	8.29	18.22	17.12
BLOOMZ	ROUGE-L	33.28	30.71	26.91	34.01	14.56	35.22	29.11
InternLM	ROUGE-L	34.26	31.02	26.31	29.37	15.76	30.99	27.95
LLaMA 2	ROUGE-L	34.91	28.40	31.82	35.38	21.02	34.99	31.08
ChatDoctor	ROUGE-L	36.57	28.64	30.86	35.63	21.15	35.98	31.47
MedAlpaca	ROUGE-L	35.88	28.87	30.35	36.08	21.47	35.41	31.34
PMC-LLaMA	ROUGE-L	36.84	28.90	29.43	34.96	20.92	35.35	31.07
Mistral	ROUGE-L	38.57	31.23	31.49	37.23	23.18	37.90	33.27
InternLM 2	ROUGE-L	37.45	34.57	31.70	34.95	20.23	35.78	32.45
MMedLM	ROUGE-L	35.08	32.18	32.13	34.19	19.70	34.41	31.28
MMedLM 2	ROUGE-L	37.61	33.52	33.92	37.32	23.95	37.95	34.04

Table 11 | Rationale evaluation of models undergo **full fine-tuning** using n-grams **ROUGE metrics**.

Method	Metric	English	Chinese	Japanese	French	Russian	Spanish	Avg.
BLOOMZ	ROUGE-1	40.51	48.26	48.61	41.05	21.50	40.77	40.12
InternLM	ROUGE-1	41.86	48.64	49.83	37.95	21.20	38.59	39.68
LLaMA 2	ROUGE-1	41.39	46.57	51.21	40.38	23.24	40.37	40.53
ChatDoctor	ROUGE-1	41.97	45.81	47.95	40.25	23.37	40.71	40.01
MedAlpaca	ROUGE-1	42.31	46.49	49.12	40.41	23.15	40.57	40.34
PMC-LLaMA	ROUGE-1	42.87	46.18	48.44	40.23	22.28	40.68	40.12
Mistral	ROUGE-1	41.82	47.91	50.60	40.88	24.68	41.41	41.22
InternLM 2	ROUGE-1	44.12	51.58	53.46	42.00	24.05	41.96	42.86
MMedLM	ROUGE-1	41.98	49.28	52.34	41.41	24.67	41.35	41.84
MMedLM 2	ROUGE-1	44.77	51.78	57.10	45.30	28.18	44.59	45.29
BLOOMZ	ROUGE-2	15.25	19.78	21.22	16.63	6.13	16.44	15.91
InternLM	ROUGE-2	16.19	19.86	22.13	14.67	5.64	14.92	15.57
LLaMA 2	ROUGE-2	15.75	18.07	22.81	15.76	6.33	15.81	15.76
ChatDoctor	ROUGE-2	16.70	17.67	20.65	16.16	7.12	16.64	15.82
MedAlpaca	ROUGE-2	16.41	17.63	21.78	16.21	7.11	16.49	15.94
PMC-LLaMA	ROUGE-2	17.40	17.56	21.00	16.20	6.77	16.47	15.90
Mistral	ROUGE-2	15.64	18.71	22.64	16.64	7.31	16.71	16.27
InternLM 2	ROUGE-2	18.04	21.75	25.32	17.76	7.02	17.36	17.88
MMedLM	ROUGE-2	16.31	20.00	24.50	17.82	7.57	17.56	17.29
MMedLM 2	ROUGE-2	18.47	22.56	28.88	20.80	10.02	19.68	20.07
BLOOMZ	ROUGE-L	36.53	32.84	32.03	37.17	19.90	35.94	32.40
InternLM	ROUGE-L	37.89	33.59	32.49	34.37	20.13	34.26	32.12
LLaMA 2	ROUGE-L	37.05	31.09	32.45	36.44	21.73	35.72	32.41
ChatDoctor	ROUGE-L	37.91	31.04	31.62	36.29	22.02	36.38	32.54
MedAlpaca	ROUGE-L	38.00	31.43	32.08	36.57	21.77	36.13	32.66
PMC-LLaMA	ROUGE-L	38.77	30.85	31.42	36.57	21.13	36.19	32.49
Mistral	ROUGE-L	37.22	32.06	31.78	36.88	23.00	36.35	32.88
InternLM 2	ROUGE-L	39.61	36.27	35.06	38.17	22.74	37.24	34.85
MMedLM	ROUGE-L	37.84	34.35	34.51	37.81	23.19	37.08	34.13
MMedLM 2	ROUGE-L	40.19	36.97	38.31	41.17	26.62	39.71	37.16

Table 12 | Rationale evaluation of models undergo **PEFT** using **BERT Score metrics**.

Method	English	Chinese	Japanese	French	Russian	Spanish	Avg.
BLOOMZ	74.72	76.46	67.87	76.36	67.24	75.58	73.04
InternLM	75.13	76.95	67.22	72.46	67.87	72.94	72.09
LLaMA 2	76.50	76.38	74.81	77.77	74.30	76.54	76.05
ChatDoctor	76.53	75.23	72.31	77.34	74.25	76.66	75.39
MedAlpaca	76.30	75.43	71.33	77.36	74.14	76.43	75.16
PMC-LLaMA	76.84	75.17	71.28	77.15	73.77	76.35	75.09
Mistral	77.99	77.46	74.11	78.67	75.07	77.77	76.85
InternLM 2	77.36	78.75	73.05	77.58	73.68	76.66	76.18
MMedLM	75.68	77.16	72.15	76.41	73.87	75.42	75.12
MMedLM 2	77.59	78.42	75.79	78.47	76.07	77.65	77.33

Table 13 | Rationale evaluation of models undergo **full fine-tuning** using **BERT Score metrics**.

Method	English	Chinese	Japanese	French	Russian	Spanish	Avg.
BLOOMZ	76.66	78.30	74.26	78.18	72.22	76.92	76.09
InternLM	77.11	78.43	74.73	77.04	71.91	76.04	75.88
LLaMA 2	77.49	77.78	75.99	78.45	74.60	77.21	76.92
ChatDoctor	77.47	77.18	72.65	78.16	74.69	77.19	76.22
MedAlpaca	77.53	77.31	74.39	78.23	74.85	77.24	76.59
PMC-LLaMA	77.98	77.22	74.15	78.15	73.94	76.96	76.40
Mistral	77.79	78.49	76.00	79.00	75.77	77.80	77.47
InternLM 2	78.44	79.37	76.70	79.38	74.95	78.01	77.81
MMedLM	77.58	78.66	76.02	78.71	75.42	77.36	77.29
MMedLM 2	78.74	79.56	78.40	80.36	77.41	78.73	78.87

Table 14 | Detailed scores of GPT-4 rating. The scores are quantitatively assigned with the ranking level reversely.

Method	English	Chinese	Japanese	French	Russian	Spanish	Avg.
MMedLM	4.12	4.74	4.44	4.44	4.22	4.36	4.39
InternLM	3.58	4.04	3.26	2.74	2.64	2.8	3.18
BLOOMZ	2.68	3.18	3.02	3.2	3.28	3.22	3.1
LLaMA 2	3.24	3.2	3.46	3.2	4.18	3.72	3.5
PMC-LLaMA	4.3	3.22	3.06	3.22	3.26	3.2	3.38
GPT-3.5	3.08	2.62	3.76	4.2	3.42	3.7	3.46

Table 15 | Detailed scores of human rating. The scores are quantitatively assigned with the ranking level reversely.

Method	English	Chinese	Japanese	French	Russian	Spanish	Avg.
MMedLM	4.3	4.78	4.94	4.14	4.44	4.66	4.54
InternLM	3.68	3.94	3.78	3.44	2.92	2.62	3.4
BLOOMZ	3.2	3.6	3.16	3.3	3.34	3.26	3.31
LLaMA 2	3.14	3.48	3.52	3.5	3.68	3.96	3.55
PMC-LLaMA	3.44	2.72	2.82	3.2	3.38	3.16	3.12
GPT-3.5	3.24	2.48	2.78	3.42	3.24	3.34	3.08

D Case Study

In this section, we present an analysis of individual cases across various languages. We first analyze the output of models in a zero-shot setting, and then we analyze the output of models in a full fine-tuning setting.

D.1 Zero-shot Setting

In a zero-shot setting, we observe that it is challenging for a 7B-scale language model to consistently follow instructions, making it difficult to calculate accuracy automatically. Though difference cases, we notice that even when given the same instruction of "Answer with the best option directly.", the model will still express it in many ways.

- #####The most appropriate next step in management for this patient is to perform a bone marrow biopsy. (...)
- The best treatment for this patient is option C. (...)
- Given the patient’s symptoms and medical history, the most likely diagnosis is HIV infection. (...)
- The most appropriate next step in management for this patient is D. Ruxolitinib. (...)

What’s more, we find that in a zero-shot setting, the model is very sensitive to the instructions. For instance, only changing the instruction to "Answer the letter of the option directly" may lead the model to generate a different answer. Considering the difficulty in finding a fair way to automatically evaluate models’ performance in zero-shot setting, we turn to fine-tuning settings.

- The most appropriate next step in management for this patient is D. Ruxolitinib. This is because the patient’s symptoms (...)
- B##### Explanation:The patient’s symptoms and laboratory findings suggest a myeloproliferative neoplasm (...)

D.2 Full Fine-tuning Setting

We further specifically compared the responses of MMedLM and InternLM, noting that MMedLM represents an advanced version of InternLM, augmented with domain-specific knowledge. As illustrated in Figures 6, 7, 8, 9, 10, and 11, MMedLM consistently demonstrates superior performance in selecting the correct option, unlike InternLM. Furthermore, MMedLM frequently justifies its choices with accurate reasons. For instance, in Figure 6, MMedLM accurately diagnoses ‘eosinophilic infiltration in the renal biopsy,’ subsequently applying its domain knowledge to identify these findings as indicative of toxic tubulointerstitial nephritis, leading to a precise diagnosis.

Nevertheless, we also notice an exception in Figure 10, where the language model (LLM) correctly identifies the answer, but with an erroneous rationale. Although the model attributes apoptosis to viral infections by stating that ‘viruses attack cells, causing apoptosis,’ it overlooks the fact that apoptosis is, in reality, an active defense mechanism employed by the body to curb viral replication. This observation suggests that the model’s selection of the correct answer could be attributed to chance rather than a genuine understanding or possession of relevant knowledge. It further underscores the importance of evaluating not only the accuracy of the model’s answers but also its reasoning process.

English case	
Question	<p>A 60-year-old man with a history of osteoarthritis has been awaiting hip replacement surgery for 3 years. During his annual physical, he reports that he has been taking over the counter pain medications, but that no amount of analgesics can relieve his constant pain. Laboratory results reveal that his renal function has deteriorated when compared to his last office visit 2 years ago. Serum creatinine is 2.0 mg/dL, and urinalysis shows 1+ proteinuria. There are no abnormalities seen on microscopy of the urine. A renal biopsy shows eosinophilic infiltration and diffuse parenchymal inflammation. What is the most likely explanation for this patient's deterioration in renal function?</p> <p>A. Focal segmental glomerulosclerosis B. Ischemic acute tubular necrosis C. Nephrotoxic acute tubular necrosis D. Toxic tubulointerstitial nephritis</p>
Reference	<p>The most likely explanation for the patient's deterioration in renal function is D. Toxic tubulointerstitial nephritis. This condition can often result from the chronic use of nonsteroidal anti-inflammatory drugs (NSAIDs), which are common over-the-counter pain medications. The patient's history of unrelenting pain and the long-term use of analgesics suggest possible excessive consumption of NSAIDs. Laboratory findings such as an elevated serum creatinine, proteinuria, and particularly eosinophilic infiltration on renal biopsy support the diagnosis of an allergic interstitial nephritis [...]</p> <p>THE RIGHT ANSWER IS D.</p>
MMedLM Ans	<p>The patient's history of osteoarthritis and the use of over-the-counter pain medications, which could be nonsteroidal anti-inflammatory drugs (NSAIDs), are risk factors for this condition. NSAIDs can cause interstitial nephritis by inhibiting renal prostaglandin synthesis, leading to renal ischemia and subsequent tubular injury. The patient's renal function deterioration is consistent with this diagnosis, as the renal biopsy shows eosinophilic infiltration and diffuse parenchymal inflammation, which are characteristic of toxic tubulointerstitial nephritis. [...]</p> <p>Answer: OPTION D IS CORRECT.</p>
InternLM Ans	<p>Nephrotoxic acute tubular necrosis (ATN). The clinical presentation of constant pain, no relief with analgesics, and the presence of eosinophilic infiltration and diffuse parenchymal inflammation on renal biopsy are characteristic of ATN. This condition is often associated with the use of nephrotoxic medications, such as nonsteroidal anti-inflammatory drugs (NSAIDs), which can cause acute kidney injury. The patient's history of osteoarthritis and the use of NSAIDs are significant risk factors for ATN [...]</p> <p>Answer: OPTION C IS CORRECT.</p>

Figure 6 | Case 1. An English case in MMedBench

Chinese case	
Question	<p>男，35岁。28小时前饱餐后参加剧烈运动时突发腹痛、腹胀。持续性，伴阵发性绞痛，并有频繁呕吐，无肛门排气。病情加重并昏倒。查体：T35.6℃，P 126次/分，BP80 / 50mmHg，急性病容，四肢发绀，全身冷汗。全腹肌紧张，有压痛和反跳痛，肠鸣音消失。腹穿抽出血性液体。该患者所患疾病最主要的病理生理改变是（ ）。</p> <p>A. 细胞外液容量迅速减少 B. 心输出量低，外周阻力高 C. 左心室功能不全 D. 下腔静脉回流障碍</p>
Reference	<p>患者出现剧烈腹痛、伴阵发性绞痛、频繁呕吐、无肛门排气，这些症状提示有可能是急性腹腔内问题如肠梗阻或腹腔内出血。查体所见包括急性病容、四肢发绀、全身冷汗、腹部肌紧张、压痛和反跳痛以及肠鸣音消失，均指向腹腔内急性严重病变。腹穿抽出血性液体进一步确认了腹腔内出血。这种情况下，细胞外液体因为出血而迅速减少，导致循环血量减少引发休克 [...]</p> <p>THE RIGHT ANSWER IS A.</p>
MMedLM Ans	<p>选择A的原因是，患者在饱餐后剧烈运动时突发腹痛、腹胀，并伴有持续性绞痛和频繁呕吐，这些症状提示可能发生了急性胃肠道穿孔。急性胃肠道穿孔后，腹腔内压力急剧升高，导致腹膜刺激征，如全腹肌紧张、压痛和反跳痛，肠鸣音消失。腹穿抽出血性液体进一步支持了穿孔的诊断。这些症状和体征表明，患者可能发生了急性腹膜炎，导致细胞外液容量迅速减少 [...]</p> <p>Answer: OPTION A IS CORRECT.</p>
InternLM Ans	<p>选择D选项（下腔静脉回流障碍）的理由是：患者在剧烈运动后突发腹痛、腹胀，伴有频繁呕吐和昏厥，查体发现血压下降，四肢发绀，全身冷汗，全腹肌紧张，有压痛和反跳痛，肠鸣音消失，腹穿抽出血性液体，这些临床表现提示患者可能发生了急性腹膜炎，导致下腔静脉回流受阻，进而导致急性右心衰竭。急性心衰可引起血压下降，四肢发绀，全身冷汗 [...]</p> <p>Answer: OPTION D IS CORRECT.</p>

Figure 7 | Case 2. A Chinese case in MMedBench

Japanese case	
Question	<p>終末期がん患者のケアについて正しいのはどれか。2つ選べ。</p> <p>A. 家族に対するケアも行う。 B. 死について考えるのを避けさせる。 C. 自然治癒の可能性や新薬発見などへの希望を改めさせる。 D. 患者の担っていた社会的役割に配慮したケア計画を立てる。 E. 家族との面会よりも医療スタッフによるケアを優先させる。</p>
Reference	<p>終末期がん患者のケアにおいて、Aの「家族に対するケアも行う」とDの「患者の担っていた社会的役割に配慮したケア計画を立てる」という選択肢が正しい理由は、ホリスティックなアプローチを取ることの重要性にあります。終末期のケアでは、患者だけでなく家族もまた、精神的・社会的支援を必要としており、緩和ケアの一環として家族へのケアが含まれます。また、患者の価値観や以前の社会的役割を尊重し、それに応じたケア計画を立てることによって、患者の尊厳を保ち生活の質を高めることができます。</p> <p>THE RIGHT ANSWER IS A, D</p>
MMedLM Answer	<p>終末期がん患者のケアにおいて、選択肢A「家族に対するケアも行う」と選んだ理由は、患者の家族は患者の精神的な支えであり、患者のケアにおいて重要な役割を果たすためです。終末期の患者は、家族との絆が強く、家族のサポートは患者のQOL（生活の質）を高めるために不可欠です。選択肢D「患者の担っていた社会的役割に配慮したケア計画を立てる」も、終末期の患者は社会的な役割を果たしていたり、これが患者の尊厳やQOLに影響を与えている場合があります。したがって、家族と患者の社会的役割を考慮したケア計画を立てることは、患者の尊厳とQOLの維持向上に寄与するため、正しいケア選択肢と言えます。</p> <p>Answer: OPTION A,D IS CORRECT.</p>
InternLM Answer	<p>終末期がん患者のケアにおいて、Aの「家族に対するケアも行う」と選択する理由は、患者の家族への関心と支援を含む「全人のケア」の考え方から生じます。患者の家族は患者の生命の最後の段階を共に過ごし、患者の経験や感情を理解し、患者の後継として役立ちます。また、患者の家族へのケアは患者の心理的な支援にも含まれ、患者の臨終の経験をより良いものにするために重要です。Cの「自然治癒の可能性や新薬発見などへの希望を改めさせる」は、患者の意志や状況に合わせたケア計画を立てる必要があります。[...]</p> <p>Answer: OPTION A,C IS CORRECT.</p>

Figure 8 | Case 3. A Japanese case in MMedBench

French case	
Question	<p>Une seule définition de l'amnésie antérograde causée par les benzodiazépines est exacte. Laquelle?</p> <p>A. Elle concerne les évènements antérieurs à la prise du médicament B. Elle concerne les évènements postérieurs à la prise du médicament C. Elle concerne à la fois les évènements antérieurs et postérieurs à la prise du médicament D. Elle concerne les évènements postérieurs à l'arrêt brutal du traitement E. Les benzodiazépines ne sont pas amnésiantes</p>
Reference	<p>L'amnésie antérograde causée par les benzodiazépines se caractérise par une difficulté, voire une incapacité, à former de nouveaux souvenirs après la prise du médicament. C'est pourquoi l'option B est correcte: elle concerne les événements postérieurs à la prise du médicament. Les benzodiazépines agissent sur les récepteurs GABA du cerveau, ce qui peut altérer la mémorisation de nouvelles informations. L'option A est incorrecte car elle décrit l'amnésie rétrograde. L'option C est fausse puisque l'amnésie ne touche pas les souvenirs anciens. L'option D est irréaliste car l'amnésie concerne la période post-ingestion et non post-arrêt. Enfin, l'option E est fausse car les benzodiazépines ont un effet amnésiant reconnu.</p> <p>THE RIGHT ANSWER IS B.</p>
MMedLM Ans	<p>L'amnésie antérograde causée par les benzodiazépines est caractérisée par une perte de mémoire pour les événements qui se sont produits après la prise du médicament. Cette amnésie est temporaire et disparaît généralement une fois que le médicament est éliminé de l'organisme [...]</p> <p>Answer: OPTION B IS CORRECT.</p>
InternLM Ans	<p>L'amnésie antérograde causée par les benzodiazépines est caractérisée par une perte d'information sur les événements antérieurs à la prise du médicament. Cette définition est donc exacte (A) [...]</p> <p>Answer: OPTION A IS CORRECT.</p>

Figure 9 | Case 4. A French case in MMedBench

Russian case	
Question	<p>Апоптоз может происходить под влиянием вирусной инфекции?</p> <p>A. да B. нет</p>
Reference	<p>Вирусные инфекции могут стимулировать апоптоз, т.е. запрограммированную клеточную гибель, как часть защитного механизма организма. Вирусы активируют различные пути, которые ведут к апоптозу, для ограничения своего размножения и распространения. Это позволяет организму контролировать инфекцию, удаляя инфицированные клетки, тем самым предотвращая дальнейшее распространение вирусов. [...]</p> <p>THE RIGHT ANSWER IS A.</p>
MMedLM Ans	<p>Апоптоз (от греческого apoptosis - умирание) - это программируемый процесс гибели клеток, который включает в себя разрушение ядра и цитоплазмы клетки. Вирусная инфекция может вызвать апоптоз клеток в организме хозяина, что приводит к их уничтожению. Это происходит потому, что вирусы способны вызывать в клетках иммунной системы продукты репликации, которые приводят к повреждению ДНК и нарушению функции клеток. Таким образом, вирусная инфекция может стимулировать апоптоз клеток в организме хозяина, что является одним из механизмов вирусного патогенеза.</p> <p>Answer: OPTION A IS CORRECT.</p>
InternLM Answer	<p>Вирусная инфекция может влиять на апоптоз, так как она может вызывать системные и организменные расстройства, которые могут приводить к апоптозу. Вирусная инфекция может вызывать симптомы апоптоза, такие как синдром Апоптоза или Апоптоз в последующих днях. Она может вызывать симптомы в организме, такие как симптомы сердечного ритма, симптомы сердечного и миокардиального ритма, а также симптомы сердечно-сосудистого ритма. В связи с этим вирусная инфекция является одним из причин апоптоза.</p> <p>Answer: OPTION A IS CORRECT.</p>

Figure 10 | Case 5. A Russian case in MMedBench

Spanish case	
Question	<p>Pregunta vinculada a la imagen nº10 Mujer de 80 años con antecedentes de hipertensión arterial, dislipemia y artrosis cervical en tratamiento con enalapril/hidroclorotiazida y simvastatina desde hace años y esporádico con paracetamol. Consulta por lesiones cutáneas pruriginosas en tronco y extremidades de 2 semanas de evolución para las que no ha realizado tratamiento médico (Imagen). La paciente se encuentra hemodinámicamente estable y afebril cuando acude al servicio de urgencias. Señale la opción correcta:</p> <p>A. En la biopsia cutánea realizada de una lesión de reciente aparición esperaría encontrar espongiosis epidérmica, vesículas espongíóticas y un infiltrado eosinofílico.</p> <p>B. Las lesiones son compatibles con una pustulosis exantemática aguda generalizada por lo que iniciaría tratamiento con amoxicilina/clavulánico por vía oral.</p> <p>C. Con la sospecha de una enfermedad ampollosa autoinmune se realiza una biopsia de las lesiones para inmunofluorescencia directa. Se cursa ingreso hospitalario y se inicia tratamiento con prednisona a dosis de 1mg/kg/día.</p> <p>D. Con la sospecha de eccema diseminado se realiza biopsia de lesiones para hematoxilinaeosina y se inicia tratamiento con prednisona a dosis de 1mg/kg/día.</p>
Reference	<p>La opción correcta es C, sospechando de una enfermedad ampollosa autoinmune. Esto se debe a que las lesiones descritas en la paciente son pruriginosas y se diseminan en tronco y extremidades, lo cual es compatible con enfermedades como el penfigoide o la dermatitis herpetiforme. [...]</p> <p>THE RIGHT ANSWER IS C.</p>
MMedLM Ans	<p>La opción C es la más adecuada porque se sospecha una enfermedad ampollosa autoinmune, como la dermatomiositis o la polimiositis, que pueden presentar lesiones cutáneas pruriginosas y pueden ser diagnosticadas mediante biopsia de piel con inmunofluorescencia directa. Esta prueba permite identificar la presencia de anticuerpos contra el tejido conjuntivo, lo que es crucial para el diagnóstico y el tratamiento de estas enfermedades. [...]</p> <p>Answer: OPTION C IS CORRECT.</p>
InternLM Ans	<p>La opción correcta es la B. Las lesiones son compatibles con una pustulosis exantemática aguda generalizada, una enfermedad autoinmune que se caracteriza por la aparición de pustulas en el área de la piel y mucosas. La presencia de pustulas en el contexto de hipertensión arterial, dislipemia y artrosis cervical sugiere una posible etiología autoinmune. La prednisona, un antipsicótico, es el tratamiento de elección para este tipo de pustulosis, ya que puede inhibir la actividad de los complejos antineutrofilina y antihistamina, dos componentes de la respuesta inflamatoria. [...]</p> <p>Answer: OPTION B IS CORRECT.</p>

Figure 11 | Case 6. A Spanish case in MMedBench