

HetTree: Heterogeneous Tree Graph Neural Network

MINGYU GUAN, Georgia Institute of Technology, USA

JACK W. STOKES, Microsoft Research, USA

QINLONG LUO, Microsoft, USA

FUCHEN LIU, Microsoft, USA

PURVANSI MEHTA, Lica World Inc, USA

ELNAZ NOURI, Microsoft Research, USA

TAESOO KIM, Georgia Institute of Technology, USA

The recent past has seen an increasing interest in Heterogeneous Graph Neural Networks (HGNNs) since many real-world graphs are heterogeneous in nature, from citation graphs to email graphs. However, existing methods ignore a tree hierarchy among metapaths, which is naturally constituted by different node types and relation types. In this paper, we present HETTREE, a novel heterogeneous tree graph neural network that models both the graph structure and heterogeneous aspects in a scalable and effective manner. Specifically, HETTREE builds a semantic tree data structure to capture the hierarchy among metapaths. Existing tree encoding techniques aggregate children nodes by weighting the contribution of children nodes based on similarity to the parent node. However, we find that this tree encoding fails to capture the entire parent-children hierarchy by only considering the parent node. Hence, HETTREE uses a novel subtree attention mechanism to emphasize metapaths that are more helpful in encoding parent-children relationships. Moreover, instead of separating feature learning from label learning or treating features and labels equally by projecting them to the same latent space, HETTREE proposes to match them carefully based on corresponding metapaths, which provides more accurate and richer information between node features and labels. Our evaluation of HETTREE on a variety of real-world datasets demonstrates that it outperforms all existing baselines on open benchmarks and efficiently scales to large real-world graphs with millions of nodes and edges.

ACM Reference Format:

Mingyu Guan, Jack W. Stokes, Qinlong Luo, Fuchen Liu, Purvanshi Mehta, Elnaz Nouri, and Taesoo Kim. 2024. HetTree: Heterogeneous Tree Graph Neural Network. 1, 1 (February 2024), 16 pages. <https://doi.org/10.1145/nnnnnnn.nnnnnnn>

1 INTRODUCTION

Graph neural networks (GNNs) have been widely explored in a variety of domains from social networks to molecular properties [11, 12, 18], where graphs are usually modeled as homogeneous graphs. However, real-world graphs are often heterogeneous in nature [7, 10]. For example, as shown in Figure 1(a), a heterogeneous email graph can involve multiple types of nodes, including Domain, Sender, Recipient, Message and IP Address, and the relations among them.

Authors' addresses: Mingyu Guan, Georgia Institute of Technology, USA, mingyu.guan@gatech.edu; Jack W. Stokes, Microsoft Research, USA, jstokes@microsoft.com; Qinlong Luo, Microsoft, USA, qinlongluo@microsoft.com; Fuchen Liu, Microsoft, USA, fuchen.liu@microsoft.com; Purvanshi Mehta, Lica World Inc, USA, purvanshi@lica.world; Elnaz Nouri, Microsoft Research, USA, elnaaz@gmail.com; Taesoo Kim, Georgia Institute of Technology, USA, taesoo@gatech.edu.

Permission to make digital or hard copies of all or part of this work for personal or classroom use is granted without fee provided that copies are not made or distributed for profit or commercial advantage and that copies bear this notice and the full citation on the first page. Copyrights for components of this work owned by others than ACM must be honored. Abstracting with credit is permitted. To copy otherwise, or republish, to post on servers or to redistribute to lists, requires prior specific permission and/or a fee. Request permissions from permissions@acm.org.

© 2024 Association for Computing Machinery.

Manuscript submitted to ACM

Manuscript submitted to ACM

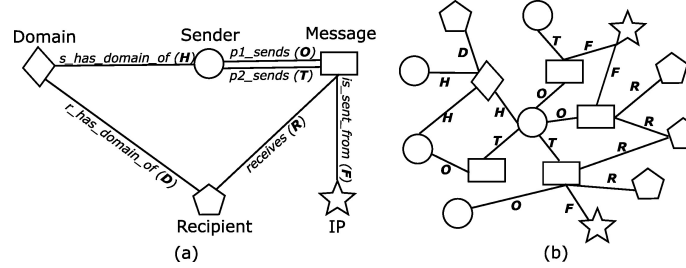


Fig. 1. (a) Relational scheme of a heterogeneous email graph (b) An example of the email graph.

Moreover, multiple relations can exist between two entities in complex heterogeneous graphs. For example, a *Sender* node can be a P1 sender and/or P2 sender of a *Message*, where the P1 sender denotes the entity that actually sent the message while an email application displays the P2 sender as the “From” address. If Bob sends an email on behalf of Alice, the email appears to come from Alice and Alice is the P2 sender while Bob is the P1 sender in this scenario. As a result, there are two relations between *Sender* and *Message* in Figure 1(a), $p1_sends$ and $p2_sends$.

To better understand real-world heterogeneous graphs, various heterogeneous graph neural networks (HGNNs) have been proposed. The most well-known approaches are the metapath-based methods [4, 14, 22], which first aggregate neighbor representations along each metapath at the node level and then aggregate these representations across metapaths at the metapath (semantic) level. However, metapath-based approaches often involve manual effort to select a subset of meaningful metapaths, because the node-level aggregation along each metapath for every node is computationally expensive [4, 22]. Other models that do not apply the metapath method, such as HetGNN [30] and HGT [8], carefully encode representations for different node types and/or relation types in heterogeneous graphs. These fine-grained embedding methods often utilize multi-layer message passing approaches in traditional GNNs thus facing scalability issues. To efficiently model real-world web-scale graphs, researchers and practitioners have explored various ways to scale HGNNs. Sampling-based methods [8, 30] sample sub-graphs with different strategies, while others [27, 29] use model simplification to execute feature propagation as a pre-processing stage before training.

However, a *tree hierarchy among the metapaths is ignored by existing HGNNs*. Considering the example in Figure 1, intuitively, metapath $Sender \xrightarrow{p1_sends} Message \xrightarrow{is_sent_from} IP$ is more related to metapath $Sender \xrightarrow{p1_sends} Message$ than metapath $Sender \xrightarrow{s_has_domain_of} Domain$, because of the overlap of more node types and relations. Existing tree-based HGNNs [13, 25, 26] use tree structure to model the local topology of nodes, where a semantic aggregation using attention is followed to combine the semantic information for metapaths. However, simple semantic attention cannot fully capture the semantic tree hierarchy among metapaths, where the parent-child relationships between metapaths are ignored.

Moreover, to augment the data usage, label utilization is widely used in GNNs [15, 16, 28, 31], which leverages ground truth in the training set and propagates them through the graph structure as inputs to the model. These methods either completely separate feature learning from label learning and only combine them at the end, or simply treat the features and label vectors the same by projecting them to the same latent space. They may be feasible in homogeneous graphs but not in the case of heterogeneous graphs, as *the features and labels are related by the corresponding metapaths*.

In this paper, we present HETTREE, a scalable HGNN that extracts a unified tree representation on metapaths, *semantic tree*, from the input heterogeneous graph and proposes a novel tree aggregation with subtree attention to

encode the resulting semantic tree, in which propagated labels are carefully matched with corresponding features based on metapaths.

To scale efficiently on web-scale graphs, HETREE follows the model simplification approach that simplifies heterogeneous feature aggregation as a pre-processing stage. Meanwhile, label aggregation of the target node types for each metapath is also executed. HETREE then builds a semantic tree to capture the hierarchy among metapaths. Instead of separating feature learning from label learning [16, 31] or treating features and labels equally by projecting them to the same latent space [27], HETREE proposes to match them carefully on corresponding metapaths, which provides more accurate and richer information between node features and labels.

To encode the resulting semantic tree, HETREE uses a novel *subtree attention* mechanism to emphasize children nodes that are more helpful in encoding parent-children relationships. Existing tree encoding techniques [13, 25, 26] aggregate children nodes by weighting the contribution of children nodes based on similarity to the parent node. However, in the semantic tree, this tree encoding fails to capture the entire parent-children hierarchy by only considering the parent node. Hence, subtree attention in HETREE models a broader parent-children structure while enhancing correlations, bringing a better representation for each metapath.

In summary, we make the following contributions in this paper.

- We observe that existing HGNNs use simple semantic attention to aggregate metapath representations, which ignore the hierarchy of the metapath features. HETREE takes a radically new approach to encoding metapath hierarchy by building a *semantic tree* for both pre-computed features and labels. To the best of our knowledge, HETREE is the first to explore the tree hierarchy among metapaths constructed from a heterogeneous graph.
- HETREE proposes a novel tree aggregation with *subtree attention* to encode the proposed semantic tree structure, which emphasizes metapaths that are more helpful in encoding parent-children relationships. For better label usage, HETREE matches pre-computed features and labels correspondingly, which constitutes a complete representation of a metapath.
- We conduct extensive experiments on five open graph datasets from Open Graph Benchmark [7] and HGB Benchmark [10], as well as a real-world commercial email dataset. The results demonstrate that HETREE is able to outperform the state-of-the-art architectures on all datasets with low computation and memory overhead incurred.

2 RELATED WORK

2.1 Graph Neural Networks

Graph Neural Networks (GNNs) are neural networks that take input structured as graphs. The fundamental task in a GNN is to generate the representation of graph entities, such as nodes and edges, in a d -dimensional space, referred to as the embedding of the entity. To generate the embedding, GNNs usually use a multi-layer feature propagation followed by a neural network to combine structural information from the graph structure and the input features. Various GNN architectures exist today, but they differ in how the information is aggregated and transformed [2, 5, 6, 21]. Nevertheless, a main problem with these classic GNNs is that they are hard to scale due to the feature propagation performed at each layer of the neural networks. A number of sampling methods [1, 5, 34, 35] have been proposed to reduce both computation and memory complexity by using only a subset of nodes and edges. Besides sampling, other methods [3, 24, 32] simplify models by making feature propagation an offline pre-processing stage, so that this computation-intensive process only needs to be executed once and is not involved during the training process.

2.2 Heterogeneous Graph Neural Networks

While GNNs achieve excellent performance on homogeneous graphs, many real-world graphs tend to be heterogeneous and applying homogeneous GNN approaches to them is not trivial. Consequently, various excellent works have investigated heterogeneous GNN architectures (HGNNs). The most general approach in HGNNs is the so-called metapath-based method [4, 22], where the feature propagation is performed based on semantic patterns and attention mechanism is usually applied at both the node level for each metapath and the semantic level across metapaths. Other models [8, 10, 14, 30] encode the heterogeneous aspect of the graph at the fine-grained level using the multi-layer, message-passing framework common in GNNs, where different weights are learned for distinct node and edge types.

However, HGNNs also inherit the scalability problem from traditional homogeneous GNNs. Hence, sampling [8] and model simplification [29] have also been explored in the heterogeneous graph learning domain. NARS [29] first applies the scaling approach proposed by SIGN [3] on heterogeneous graphs, which samples multiple relational subgraphs using different sets of relations and then treats them as homogeneous graphs. Though solving the problem of scalability, this approach can result in losing semantic information by treating heterogeneous graphs as homogeneous ones thereby confusing model learning by mixing different metapath semantics in relational subgraphs. SeHGNN [27] computes averaged metapath features separately and applies Transformer-like attention to learn metapath features. However, simply applying the Transformer ignores the hierarchy among metapath features and thus results in sub-optimal results. Additionally, existing HGNNs represent matapaths using node types, which fails to differentiate metapaths that have different relation compositions but the same node types along the metapaths.

2.3 Tree-based HGNNs

A few HGNNs have explored tree structure based on the local topology of nodes. T-GNN [13] and SHGNN [26] construct hierarchical tree structures at the node level, where each hierarchical tree represents a metapath and each level of the tree contains nodes of a certain type. Similarly, HetGTCN [25] also constructs the tree hierarchy based on the local graph structure of each node, where tree nodes at k^{th} level are $k - hop$ neighbors of the root node. To encode tree-structured data, i.e. parent-child relationships among tree nodes, they either use a weighted sum aggregator [13, 25] or compute weights using attention mechanism for each parent-child pair [25, 26]. Moreover, these methods utilize the tree structure to aggregate neighbor information for each metapath first and then use semantic attention [22] to aggregate metapath representations to obtain the final node representation. However, the tree hierarchy among metapaths is ignored by existing methods. To the best of our knowledge, HETTREE is the first to explore the heterogeneous aspect of graphs based on a tree-structured hierarchy among metapaths, which is naturally constituted by different node types and relation types.

2.4 Label Utilization

Label utilization has been commonly applied in graph representation learning. Label propagation [33] uses partially observed labels and propagates them through the network structure. Label usage [23] uses a simple but effective method that concatenates node features and one-hot labels. SLE [16] utilizes label propagation, separates feature and label learning with two MLPs and then adds them together to generate the final representations. However, label utilization naturally incurs two problems: first, using labels in training can easily cause label leakage; second, high training accuracy and low test accuracy can occur since only the training data has labels. UniMP [15] randomly masks the

training nodes for each epoch. GAMLP [31] modifies label propagation with residual connections to each hop results to alleviate the label leakage issue.

However, these methods either completely separate feature learning and label learning and only combine them at the end, or they simply add the features and label vectors together as propagation information, which may result in good performance in homogeneous graphs but not in the case of heterogeneous graphs, since the features and labels are related by the corresponding metapaths.

3 PRELIMINARY

In this section, we provide formal definitions of important terminologies related to HETTREE. We also summarize notations frequently used in this paper in Table 1.

Notations	Definitions
\mathcal{G}	A heterogeneous graph $\mathcal{G} = (\mathcal{V}, \mathcal{E}, \mathcal{O}, \mathcal{R})$.
\mathcal{V}	The set of nodes.
\mathcal{E}	The set of edges.
\mathcal{O}	The set of node types.
\mathcal{R}	The set of relation types.
\mathcal{P}^k	The set of metapaths up to hop k .
P	A metapath.
\mathcal{P}_O	The set of metapaths ending with node type O excluding $P = O^{init}$.
\mathcal{N}_P^v	The set of metapath- P -based neighbors of node v .
x^v	Initial feature of node v .
y^v	Ground truth label of node v .
X_P	Aggregated feature along metapath P .
\hat{Y}_P	Aggregated label along metapath P .
T_O	Semantic tree for node type O .
C_P	A node in the semantic tree for metapath P .
\mathcal{M}	The set of Metapath features.
M_P	Metapath feature of metapath P .
Z_P	Tree-encoded metapath feature of metapath P .

Table 1. Notations frequently used in this paper.

Definition 3.1. Heterogeneous Graph. A heterogeneous graph is denoted as $\mathcal{G} = (\mathcal{V}, \mathcal{E}, \mathcal{O}, \mathcal{R})$, where each node $v \in \mathcal{V}$ and edge $e \in \mathcal{E}$ are associated with a node mapping function $\tau(v) : \mathcal{V} \rightarrow \mathcal{O}$ from node set \mathcal{V} to node type set \mathcal{O} , and an edge mapping function $\phi(e) : \mathcal{E} \rightarrow \mathcal{R}$ from edge set \mathcal{E} to relation set \mathcal{R} , respectively.

Example 3.1. Figure 1(a) shows the relational scheme of a heterogeneous email graph while Figure 1(b) shows an illustrative example. It is composed of five types of nodes: *Domain*, *Sender*, *Message*, *Recipient*, *IP*, and six types of relations: *s_has_domain_of(H)*,

r_has_domain_of(D), *p1_sends(O)*, *p2_sends(T)*, *receives(R)*,

is_sent_from(F).

Definition 3.2. Metapath. A metapath P is a path that describes a composite relation $R = R_1 \circ R_2 \circ \dots \circ R_l$ between node types O_1 and O_{l+1} , where \circ denotes the composition operator on relations. P is denoted as $O_1 \xrightarrow{R_1} O_2 \xrightarrow{R_2} \dots \xrightarrow{R_l} O_{l+1}$.

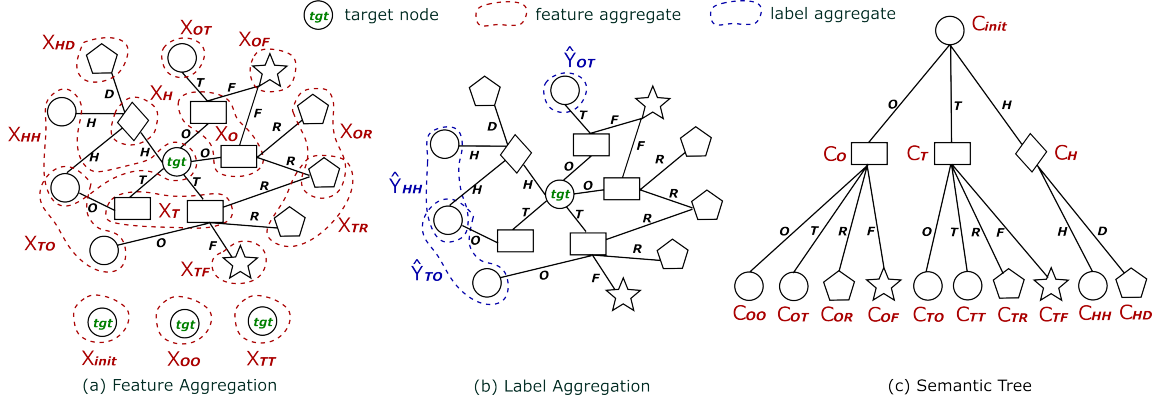


Fig. 2. (a) The offline process of feature aggregation. The center node is the target node with *Sender* node type and features are aggregated for all metapaths \mathcal{P}^k up to hop k , where $k = 2$ in this example. For instance, to compute aggregated feature X_{HH} , features of *three* metapath-*HH*-based neighbors are aggregated, including the target node itself. (b) The offline process of label aggregation. Unlike feature aggregation, labels are aggregated only for metapaths \mathcal{P}_{Sender}^k that end with node type *Sender* up to hop k . For example, to compute aggregated label \hat{Y}_{HH} , features of *two* metapath-*HH*-based neighbors are aggregated, excluding the target node itself. (c) An illustration of the semantic tree with height of k for *Sender* nodes in heterogeneous email graph. A tree node C_P represents metapath P , where $P \in \mathcal{P}^k$.

which is abbreviated as $R_1R_2 \cdots R_l$. A special metapath where no relation is present but includes only a node type O is simply denoted as O^{init} (abbreviated as *init* when O is specified). The set of metapaths ending with node type O excluding $P = O^{init}$ is denoted as \mathcal{P}_O . The set of metapaths up to hop k is denoted as \mathcal{P}^k , where $l \leq k, \forall P = R_1R_2 \cdots R_l \in \mathcal{P}^k$. Metapath-based neighbors \mathcal{N}_v^P of node v along metapath P are the set of nodes that are connected with node v via metapath P . Note that when $\tau(v) = O$ and P ends with O , \mathcal{N}_v^P includes v itself.

Remark 3.2. Most of metapath-based HGNNs denote a metapath $P = O_1 \xrightarrow{R_1} O_2 \xrightarrow{R_2} \cdots \xrightarrow{R_l} O_{l+1}$ as $O_1O_2 \cdots O_{l+1}$ for short. We note that this notation fails to differentiate metapaths that have different relation compositions but the same node types along the metapaths, as multiple relations can be present between two node types in a heterogeneous graph.

Example 3.2. In Figure 1, a sender can be connected to a recipient through three 2-hop metapaths: *Sender* \xrightarrow{O} *Message* \xrightarrow{R} *Recipient* (*OR*), *Sender* \xrightarrow{T} *Message* \xrightarrow{R} *Recipient* (*TR*), *Sender* \xrightarrow{H} *Domain* \xrightarrow{D} *Recipient* (*HD*). Moreover, let $S = \{OR, TR, HD\}$, then we have $S \subset \mathcal{P}^k$, for any $k \geq 2$.

Definition 3.3. Semantic Tree. A semantic tree T_O with depth of k , for node type O , is composed of tree nodes $C = C_P, \forall P \in \mathcal{P}^k$ and relation edges \mathcal{R} . The root node represents the metapath $P = O^{init}$, denoted as $C_{O^{init}}$ (abbreviated as C_{init} when O is specified). A non-root node $C_{R_1R_2 \cdots R_l}$ represents the metapath from the root node C_{init} to them via relation edges $R_1R_2 \cdots R_l$. The root node C_{init} is the parent of all nodes C_{R_l} at depth 1 of the semantic tree T_O . A node $C_{R_1R_2 \cdots R_l}$ with depth ≥ 2 has a parent node $C_{R_1R_2 \cdots R_{l-1}}$, and they are connected by edge R_l .

Example 3.3. A semantic tree with depth of 2 for *Sender* nodes in the heterogeneous email graph is shown in Figure 2, where the root node C_{init} represents metapath *init* and other nodes represent the metapath from the root node to them. For example, node C_{OF} is connected with the root node C_{init} by relation edges O and F in order.

4 METHODOLOGY

In this section, we describe a novel heterogeneous tree graph neural network, HETTREE, for scalable and effective heterogeneous graph learning. HETTREE consists of three major components: offline feature aggregation and semantic tree construction (Section 4.1), metapath feature transformation (Section 4.2), and semantic tree aggregation (Section 4.3). We conduct complexity analysis on HETTREE and compare it with representative tree-based and scalable HGNNs (Section 4.4). The overall process of HETTREE is shown in Algorithm 1.

4.1 Offline Aggregation and Semantic Tree Construction

As a pre-processing stage, node features and labels are aggregated to prepare for training. In node classification tasks on heterogeneous graphs, initial node features are normally associated with every node (if not, we can use external graph embedding algorithms like ComplEx [20] to generate them), while labels are often only associated with nodes of target node types that need to be classified. For example, in the email dataset we collect, the task is to classify *Sender* nodes as a compromised email account or not, and only *Sender* nodes are associated with labels. Moreover, as mentioned in Section 2.4, only labels of training nodes can be used as part of the input features, and the problem of label leakage in label utilization should be well addressed. We also construct a novel semantic tree structure to organize the aggregation results and capture the hierarchy of metapaths, which can be leveraged in semantic tree aggregation (Section 4.3). We next describe the offline feature and label aggregation as well as semantic tree construction in detail.

Algorithm 1 The overall process of HETTREE

Input: Heterogeneous graph $\mathcal{G} = (\mathcal{V}, \mathcal{E}, \mathcal{O}, \mathcal{R})$, Node features \mathcal{X} , Node labels \mathcal{Y} , Metapaths \mathcal{P}^k .

Output: The predicted labels Y_{pred} .

```

1: /* Offline Feature and Label Aggregation */
2: for  $P \in \mathcal{P}^k$  do
3:   for  $v \in \mathcal{V}$  do
4:     Feature aggr.  $X_P^v = \text{aggregate}(\{x_u, \forall u \in \mathcal{N}_v^P\})$ 
5:     if  $P$  ends with target node type  $O_{tgt}$  then
6:       Label aggr.  $\hat{Y}_P^v = \text{aggregate}(\{y_u, \forall u \in \mathcal{N}_v^P \setminus \{v\}\})$ 
7:     end if
8:   end for
9: end for
10: /* Metapath Feature Transformation */
11: for  $P \in \mathcal{P}^k$  do
12:    $M_P = \begin{cases} MLP(X_P \parallel \hat{Y}_P), & \text{if } P \in \mathcal{P}_{O_{tgt}}^k \\ MLP(X_P), & \text{otherwise} \end{cases}$ 
13: end for
14: /* Semantic Tree Aggregation */
15: for  $P \in \mathcal{P}^k$  do
16:   Subtree reference  $S_P = MLP(M_P \parallel \sum_{Q \in \mathcal{P}_P^{child}} M_Q)$ 
17:    $\alpha_Q = \frac{\exp(\delta(W_P \cdot [S_P \parallel Z_Q]))}{\sum_{B \in \mathcal{P}_P^{child}} \exp(\delta(W_P \cdot [S_P \parallel Z_B]))}$ 
18:    $Z_P = M_P + \delta(\sum_{Q \in \mathcal{P}_P^{child}} \alpha_Q \cdot Z_Q)$ 
19: end for
20:  $Y_{pred} = \begin{aligned} & MLP(\sum_{P \in \mathcal{P}^k} Z_P) + MLP(X_{init}) \\ & + MLP(\text{aggregate}(\{\hat{Y}_P, \forall P \in \mathcal{P}_{O_{tgt}}^k\})) \end{aligned}$ 

```

4.1.1 Feature Aggregation. Figure 2(a) shows the process of offline feature aggregation. Unlike existing metapath-based methods [4, 22], where feature aggregation is involved with model learning such as projection and attention, HETTREE separates feature aggregation as a pre-processing stage. Existing methods manually select metapaths with domain knowledge. The choice saves computation complexity but also results in information loss. As the feature aggregation happens offline and involves no parameter learning, which is much less expensive than existing approaches, we use all metapaths up to hop k , where k is a user-defined parameter. For example, when $k = 2$ as shown in Figure 2(a), feature aggregation is conducted on 14 metapaths ($init, O, T, H, OO, OT, OR, OF, TT, TO, TR, TF, HH, HD$). Possible aggregators include but are not limited to $mean, sum, max,$ and min , and we use the $mean$ aggregator in this paper for both feature and label aggregation. For each node v , we compute a set of aggregated features \mathcal{X}^v :

$$\mathcal{X}^v = \{X_P^v = aggregate(\{x^u, \forall u \in \mathcal{N}_P^v\}), \forall P \in \mathcal{P}^k\} \quad (1)$$

where X_P^v represents the aggregated feature for node v along metapath P , and $aggregate$ is the aggregation function ($mean$ by default).

4.1.2 Label Aggregation. Figure 2(b) shows the process of offline label aggregation. The label aggregation process is very similar to the feature aggregation process described in Section 4.1.1, except for two differences: first, since only labels from nodes with target node type O_{tgt} (node type to be classified) in the training set can be used, the label aggregation is only conducted for metapaths $\mathcal{P}_{O_{tgt}}^k$ where they end at node type O_{tgt} ; second, feature aggregation applies to all nodes in \mathcal{N}_P^v including v itself, while v is excluded during label aggregation to avoid label leakage. For example, when $k = 2$ as shown in Figure 2(b), label aggregation is conducted on 3 metapaths (OT, TO, HH) excluding the center target node, respectively. Note that only labels from nodes in the training set are used for label aggregation and zero vectors are used for nodes in the non-training set. Specifically, for each node v , we compute a set of aggregated features $\hat{\mathcal{Y}}^v$:

$$\hat{y}^v = \begin{cases} y^v, & \text{if } v \in training_set \\ \mathbf{0}, & \text{otherwise} \end{cases} \quad (2)$$

$$\hat{\mathcal{Y}}^v = \{\hat{Y}_P^v = aggregate(\{\hat{y}^u, \forall u \in \mathcal{N}_P^v \setminus \{v\}\}), \forall P \in \mathcal{P}_{O_{tgt}}^k\}$$

where y_v is the ground truth label for node v , \hat{y}_v is the label used in label aggregation for node v , and \hat{Y}_P^v is the aggregated label along metapath P for node v .

4.1.3 Semantic Tree Construction. We can construct a semantic tree T_O for node type O with tree nodes $\{C_P, \forall P \in \mathcal{P}^k\}$. C_{init} is the root node and a non-root node $C_{R_1 R_2 \dots R_l}$ represents the metapath from the root node C_{init} to itself via relation edges $R_1 R_2 \dots R_l$. The parent of all 1-hop tree nodes C_{R_1} is C_{init} , which are at depth 1 of T_O . Starting from depth 2, $C_{R_1 R_2 \dots R_l}$ is connected with its parent node $C_{R_1 R_2 \dots R_{l-1}}$ via edge R_l . By constructing the semantic tree, the hierarchy among metapaths can be captured, which provides the model the structural information of the metapaths, compared to approaches that treat the relationships between metapaths equally. Moreover, the semantic tree is also used as the underlying data structure for semantic tree aggregation discussed in Section 4.3, where the metapath features are aggregated following the tree structure in a bottom-up way. Figure 2(c) shows an illustration of the semantic tree for the *Sender* node type.

4.2 Metapath Feature Transformation

After obtaining aggregated features and labels for metapaths, we transform them to the same latent space. This is due to the aggregated features for metapaths being generated from row features of metapath-based neighbors with different node types, which may have different initial spaces. Instead of separating the transformation of features and labels as in existing methods [16, 31], HETTREE automatically matches and concatenates the aggregated features and labels of the same metapath P for $P \in \mathcal{P}_{O_{tgt}}$. This gives the model more accurate label information of its metapath-based neighbors by designating the aggregated labels with corresponding metapaths. Specifically, we compute the metapath features \mathcal{M} as

$$\mathcal{M} = \{M_P = \begin{cases} MLP(X_P \parallel \hat{Y}_P), & \text{if } P \in \mathcal{P}_{O_{tgt}}^k, \\ MLP(X_P), & \text{otherwise} \end{cases}, \forall P \in \mathcal{P}^k\}. \quad (3)$$

4.3 Semantic Tree Aggregation

As discussed in Section 4.1.3, we construct a semantic tree T , and each tree node C_P represents a metapath P , where $P \in \mathcal{P}^k$. Since we also obtain metapath features \mathcal{M} , we can associate each tree node C_P with M_P correspondingly. Note that the semantic tree structure is the same for all nodes with the same node type in a heterogeneous graph, so the target nodes (to be classified) can easily be batched. We now have tree-structured metapath features, and the hierarchical relationship between metapath features needs to be well modeled when aggregating them.

The tree aggregation in HETTREE is conducted in a bottom-up fashion. As it gets closer and closer to the target node as the process proceeds, the semantic tree aggregation can gradually emphasize those metapaths that contribute more to the local subtree structure, i.e., the parent-children relationship. To calculate the encoded representation Z_P for each metapath node in the semantic tree, HETTREE applies a novel *subtree attention* mechanism to aggregate the children nodes thus encoding the local subtree structure. Unlike existing tree encoding methods [13, 19, 25, 26] that use either a simple weighted-sum aggregator or attention mechanism to emphasize parent tree nodes, HETTREE proposes the subtree attention to encode both the parent and children representation and uses it to emphasize the hierarchical correlation between metapaths. Specifically, let \mathcal{P}_P^{child} be the set of metapaths that $\{C_Q, Q \in \mathcal{P}_P^{child}\}$ are the set of children nodes of C_P in the semantic tree, HETTREE computes a *subtree reference* as $S_P = MLP(M_P \parallel \sum_{Q \in \mathcal{P}_P^{child}} M_Q)$, for each metapath P in the semantic tree. Then, the weight coefficient α_Q of each children node C_Q can be calculated as:

$$\alpha_Q = \frac{\exp(\delta(W_P \cdot [S_P \parallel Z_Q]))}{\sum_{B \in \mathcal{P}_P^{child}} \exp(\delta(W_P \cdot [S_P \parallel Z_B]))}. \quad (4)$$

where δ is the activation function, W_P is a learnable projection vector for metapath P and \parallel stands for concatenation. Then we can finally compute the encoded representation Z_P for parent node P by aggregating encoded representation of children nodes as:

$$Z_P = M_P + \delta\left(\sum_{Q \in \mathcal{P}_P^{child}} \alpha_Q \cdot Z_Q\right). \quad (5)$$

After the semantic tree aggregation has finished from bottom to top, the sum of metapath representation will be used as the final representation of the semantic tree. Moreover, we add a feature residual and a label residual to further emphasize the initial features and labels aggregated from the metapath-based neighbors. Specifically,

$$\begin{aligned} Y_{pred} &= MLP\left(\sum_{P \in \mathcal{P}^k} Z_P\right) + MLP(X_{init}) \\ &\quad + MLP(\text{aggregate}(\{\hat{Y}_P, \forall P \in \mathcal{P}_{O_{tgt}}^k\})). \end{aligned} \quad (6)$$

	Offline Preprocessing	Feature Transformation	Neighbor Aggregation	Semantic Aggregation	Total Training Complexity
HAN	-	$O(nd^2)$	$O(nmpd)$	$O(nmd^2)$	$O(nd(mp + md))$
SHGNN	-	$O(nd^2)$	$O(nmqd)$	$O(nmd^2)$	$O(nd(mq + md))$
HetGTCN	-	$O(nd^2)$	$O(ed)$	$O(nmd^2)$	$O(ed + nmd^2)$
SeHGNN	$O(hef)$	$O(nmd^2)$	-	$O(nm^2d^2)$	$O(nm^2d^2)$
HETTREE	$O(hef)$	$O(nmd^2)$	-	$O(nmbd^2)$	$O(nmbd^2)$

Table 2. Time complexity comparison among HAN, SeHGNN and HETTREE. n, e, m, h and N are the number of nodes, edges, metapaths, hops, and target nodes respectively. f and d are input dimensions and hidden dimensions, respectively. p is the average number of metapath neighbor nodes and q is the average total number of nodes along a metapath. b represents the average number of children nodes in the semantic tree.

where *aggregate* is an aggregation function, which can be *mean, sum, max, min*, etc. An illustration of the semantic tree aggregation process is shown in Figure 3, following the same example in Figure 2.

4.4 Complexity Analysis

Table 2 provides a theoretical analysis of the time complexity for each component of HETTREE, compared with HAN [22], SHGNN [26], HetGTCN [25], SeHGNN [27], where n, e, m, h , and N are the number of nodes, edges, metapaths, hops, and target nodes, respectively. f and d are input dimensions and hidden dimensions, respectively. Besides, p is the average number of neighbor nodes for each metapath and q is the average total number of nodes along a metapath. b is the average number of children nodes for a parent node in the semantic tree.

Note that HAN, SHGNN, and HetGTCN perform multi-layer neighbor aggregation, while SeHGNN and HETTREE simplify neighbor aggregation as an offline preprocessing process. SHGNN, HetGTCN, and HETTREE utilize tree-based data structure but the former two apply the tree structure on neighborhood aggregation, i.e., at node level, while the semantic structure in HETTREE is for semantic aggregation, i.e., at metapath level. For each node, SHGNN constructs a tree structure for each metapath based on the node topology, and thus all nodes along the metapath take part in neighbor aggregation. HetGTCN performs the neighbor aggregation for not only the target nodes but also nodes of other types, where all edges are involved in neighbor aggregation. Since SeHGNN is a transformer-based model, the self-attention mechanism results in quadratic complexity (m^2) with respect to the number of metapaths. HetTree utilizes the semantic tree structure to perform semantic aggregation, where the proposed subtree attention mechanism gives mb complexity. In general, we have $e \geq nmq$ and $q > p \gg m > b$. Hence, HETTREE has the lowest theoretical complexity compared with the baselines.

5 EXPERIMENTS

We conduct extensive experiments on six heterogeneous graphs to answer the following questions.

- Q1.** How does HETTREE compare to the state-of-the-art overall on open benchmarks?
- Q2.** How does HETTREE perform in a practical compromised account detection task on a noisy real-world email graph?
- Q3.** How does each component of HETTREE contribute to the performance gain?
- Q4.** Is HETTREE practical w.r.t. running time and memory usage?

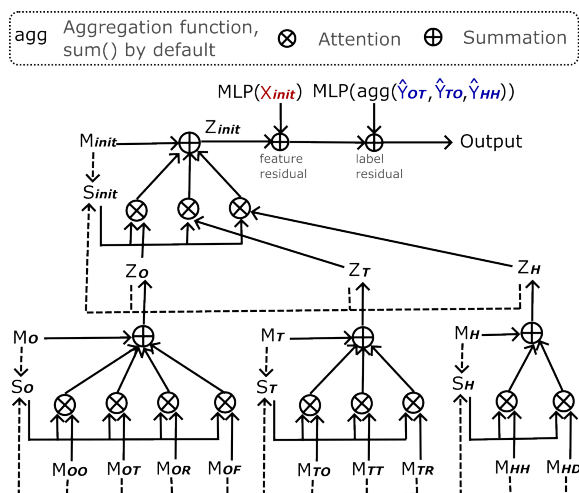


Fig. 3. The overall process of semantic tree aggregation. We aggregate metapath representations based on our semantic tree structure in a bottom-up fashion, which gradually emphasizes those metapaths that contribute more to the local subtree structure, i.e., the parent-children relationship. A novel subtree attention mechanism is used to compute weight coefficients of children nodes, and then a weighted sum of them and the parent representation is used to represent the encoded representation Z_P for metapath P .

	DBLP		IMDB		ACM		Freebase	
	Macro-F1	Micro-F1	Macro-F1	Micro-F1	Macro-F1	Micro-F1	Macro-F1	Micro-F1
RGCN	91.52 ± 0.50	92.07 ± 0.50	58.85±0.26	62.05±0.15	91.55±0.74	91.41±0.75	46.78±0.77	58.33±1.57
HAN	91.67±0.49	92.05±0.62	57.74±0.96	64.63±0.58	90.89±0.43	90.79±0.43	21.31±1.68	54.77±1.40
HetGNN	91.76±0.43	92.33±0.41	48.25±0.67	51.16±0.65	85.91±0.25	86.05±0.25	-	-
MAGNN	93.28±0.51	93.76±0.45	56.49±3.20	64.67±1.67	90.88±0.64	90.77±0.65	-	-
HGT	93.01±0.23	93.49±0.25	63.00±1.19	67.20±0.57	91.12±0.76	91.00±0.76	29.28±2.52	60.51±1.16
HGB	94.01±0.24	94.46±0.22	63.53±1.36	67.36±0.57	93.42±0.44	93.35±0.45	47.72±1.48	66.29±0.45
SeHGNN	95.06±0.17	95.42±0.17	67.11±0.25	69.17±0.43	94.05±0.35	93.98±0.36	51.87±0.86	65.08±0.66
HETTREE	95.34±0.17	95.64±0.15	68.43±0.31	70.92±0.29	94.26±0.20	94.19±0.20	52.35±0.96	66.39±0.40

Table 3. Experimental Results of HETTREE and baselines over four graphs in the HGB benchmark. "-" means that the model runs out of memory on the corresponding graph.

Experimental Setup. All of the experiments were conducted on a computer with dual 12-core Intel Xeon Gold 6226 CPU, 384 GB of RAM, and one NVIDIA Tesla A100 80GB GPU. The server runs 64-bit Red Hat Enterprise Linux 7.6 with CUDA library v11.8, PyTorch v1.12.0, and DGL v0.9.

Datasets. We evaluate HETTREE on four graphs from the HGB [10] benchmark: DBLP, IMDB, ACM, and Freebase, a citation graph *ogbn-mag* from the OGB benchmark [7] and a real-world email dataset collected from a commercial email platform. We summarize the six graphs in Table 4.

Baselines. For the four graphs from the HGB benchmark, we compare the HETTREE results to the results reported in the HGB paper [10] as well as a state-of-the-art work SeHGNN [27]. For *ogbn-mag*, we compare the HETTREE with top-performing methods from either the baseline paper or the leaderboard of OGB [7]. For the email dataset, we compare HETTREE with the best-performing baseline SeHGNN. All experimental results reported are averaged over five random seeds.

Graph	#Nodes	#Edges	#Node Types	#Relation Types	#Classes
DBLP	26,128	239,566	4	6	4
IMDB	21,420	86,642	4	6	5
ACM	10,942	547,872	4	8	3
Freebase	180,098	1,057,688	8	36	7
ogbn-mag	1,939,743	21,111,007	4	5	349
Email	7,864,303	34,943,782	5	6	2

Table 4. Statistics of datasets.

Ethics and Broader Impacts. This work was reviewed and approved by independent experts in Ethics, Privacy, and Security. For the email dataset, all users’ identities were anonymized twice, and the map from the second anonymized user IDs to the first anonymized user IDs was deleted. Furthermore, the data was handled according to GDPR regulations. In addition, the data was secured to protect against data leakage and the data flow was approved by a privacy manager. Since the goal of the model is to help protect email users from attacks, we believe there are no potential negative, societal impacts.

5.1 Experiments on Open Benchmarks

To answer Q1, we compare the performance of the proposed HETREE to state-of-the-art models on five heterogeneous graphs from two open benchmarks - HGB [10] and OGB [7].

Performance on HGB Benchmark. Table 3 shows results that compare HETREE with best-performing baselines on four datasets from the HGB benchmark. HETREE outperforms the baselines on all graphs in terms of both Macro-F1 and Micro-F1 scores. We notice that HETREE benefits more from its semantic tree aggregation, which encodes the hierarchy among metapaths, on more complex tasks with more classes. As shown in Table 3, HETREE has more performance gain on IMDB and Freebase with 5 and 7 classes, respectively, compared with DBLP and ACM with 3 and 4 classes, respectively. This can be attributed to HETREE’s semantic tree aggregation that learns more information, i.e., the hierarchy among metapaths, which is ignored by the other baselines.

Performance on Ogbn-Mag Dataset. We also evaluate HETREE on a large-scale citation graph, ogbn-mag [7], with millions of nodes in Table 5. We report results *without* self-enhanced techniques like multi-stage training [9, 17, 28], which are orthogonal to HETREE and can be incorporated for additional benefits. The results show that HETREE maintains its benefits with large graphs and outperforms all baselines.

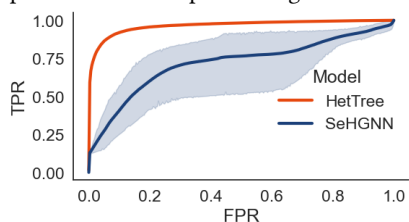
Methods	Validation Accuracy	Test Accuracy
RGCN	48.35 ± 0.36	47.37 ± 0.48
HGT	51.24 ± 0.46	49.82 ± 0.13
NARS	53.72 ± 0.09	52.40 ± 0.16
LEGNN	54.43 ± 0.09	52.76 ± 0.14
GMLP	55.48 ± 0.08	53.96 ± 0.18
SeHGNN	56.56 ± 0.07	54.78 ± 0.17
HETREE	57.31 ± 0.15	55.54 ± 0.17

Table 5. Detection accuracy of the HETREE model and other baselines for the ogbn-mag dataset.

5.2 Experiments on Commercial Email Graph

Besides the open benchmark datasets, we also collect a large email dataset from a commercial email platform to answer Q2. In this experiment, a subsample of real-world email data is used, which contains five types of entities - senders (1,169,011 nodes), recipients (1,020,982 nodes), domains (686,787 nodes), IP addresses (296,939 nodes), and messages (4,690,584 nodes). The task is to predict if the sender is legitimate or compromised, given its domain, messages, recipients of the message, recipients' domains, and message IP addresses, where a compromised account may send several types of malicious emails including phishing emails, malware attachments, and spam.

Since the email dataset contains binary labels (i.e., legitimate and compromised), we can construct a Receiver Operating Characteristic (ROC) curve for the models. The ROC curve for the detection of compromised emails is presented in Figure 4 for the email dataset, and the accuracies are shown in Table 6. Again, HETTREE significantly outperforms the best-performing baseline SeHGNN [27].



Methods	Val Accuracy	Test Accuracy
SeHGNN	97.22 ± 0.02	97.26 ± 0.02
HETTREE	98.48 ± 0.01	98.48 ± 0.02

Table 6. Detection accuracy for the email dataset.

Fig. 4. ROC Curves for the email dataset. The error bars for HETTREE are tiny.

5.3 Ablation Study

We here evaluate whether adding the subtree attention component and using labels from the training set really help or not to answer Q3. The test F1 scores or accuracy of HetTree is evaluated on IMDB, ACM, and Ogbn-Mag compared with its three variants: "weighted-sum", "parent-att" and "no-label". Variant *weighted-sum* removes the proposed subtree attention but uses a weighted child-sum like TreeLSTM [19]. Variant *parent-att* removes the proposed subtree attention but computes weights of children nodes using attention on the parent node, which is the tree-encoding method used in SHGNN [26]. Variant *no-label* does not use labels as extra inputs.

The results in Table 7 show that each component is effective for HetTree. We notice that datasets exhibit distinct sensitivities to individual components. The subtree attention results in more performance gain on IMDB, which could be attributed to the sparsity of the graph. It demonstrates that subtree attention can capture the metapath hierarchy, compared to other tree encoding mechanisms. Ogbn-Mag is more sensitive to label utilization, which could be attributed to the large number of classes of labels that provide richer information through propagation.

	IMDB	ACM	Ogbn-Mag
	Micro-F1	Micro-F1	Accuracy
HETREE	70.92±0.29	94.19±0.20	55.54±0.17
<i>weighted-sum</i>	69.70±0.24	93.54±0.23	55.38±0.21
<i>parent-att</i>	69.69±0.41	93.83±0.18	54.87±0.26
<i>no-label</i>	70.11±0.25	93.41±0.23	52.93±0.12

Table 7. Effectiveness of each component of HETREE.

5.4 Computation Cost Comparison

We next investigate the computational cost of HETREE in terms of epoch time and memory footprint to answer Q4. We select three performant models - HAN [22], HGB [10], and SeHGNN [27] - to compare with HETREE on four graphs in the HGB benchmark. For fair comparison, we use a 2-layer structure for HAN and HGN, and 2-hop feature propagation for SeHGNN and HETREE. The result in Figure 5 shows that HETREE incurs the lowest computational cost in terms of both running time and memory usage across three datasets from the HGB benchmark.

6 CONCLUSION AND DISCUSSION

In this paper, we present HETREE, a novel Graph Neural Network for heterogeneous graphs. HETREE is based on the observation that existing HGNNs ignore a tree hierarchy among metapaths, which is naturally constituted by different node types and relation types. HETREE builds a semantic tree structure to capture the hierarchy among metapaths and proposes a novel subtree attention mechanism to encode the resulting semantic tree. Compared with existing tree-encoding techniques that weight the contribution of children nodes based on similarity to the parent node, subtree attention in HETREE can model the broader local structure of parent nodes and children nodes. The evaluation shows that HETREE is able to outperform state-of-the-art baselines on open benchmarks and efficiently scale to large real-world graphs with millions of nodes and edges. A future direction is to generalize the semantic tree structure to not only scalable HGNNs but also HGNNs with multi-layer aggregation, which performs a more fine-grained encoding on semantics and the semantic tree structure could bring additional benefits.

REFERENCES

- [1] Jie Chen, Tengfei Ma, and Cao Xiao. FastGCN: Fast learning with graph convolutional networks via importance sampling. In *International Conference on Learning Representations*, 2018.
- [2] Michaël Defferrard, Xavier Bresson, and Pierre Vandergheynst. Convolutional neural networks on graphs with fast localized spectral filtering. In D. Lee, M. Sugiyama, U. Luxburg, I. Guyon, and R. Garnett, editors, *Advances in Neural Information Processing Systems*, volume 29, pages 3844–3852. Curran Associates, Inc., 2016.
- [3] Fabrizio Frasca, Emanuele Rossi, Davide Eynard, Ben Chamberlain, Michael Bronstein, and Federico Monti. Sign: Scalable inception graph neural networks, 2020.
- [4] Xinyu Fu, Jiani Zhang, Ziqiao Meng, and Irwin King. Magnn: Metapath aggregated graph neural network for heterogeneous graph embedding. In *Proceedings of The Web Conference 2020, WWW '20*, page 2331–2341, New York, NY, USA, 2020. Association for Computing Machinery.
- [5] Will Hamilton, Zitao Ying, and Jure Leskovec. Inductive representation learning on large graphs. In I. Guyon, U. V. Luxburg, S. Bengio, H. Wallach, R. Fergus, S. Vishwanathan, and R. Garnett, editors, *Advances in Neural Information Processing Systems*, volume 30, pages 1024–1034. Curran Associates, Inc., 2017.
- [6] William L. Hamilton, Rex Ying, and Jure Leskovec. Representation Learning on Graphs: Methods and Applications. *IEEE Data Engineering Bulletin*, page arXiv:1709.05584, September 2017.

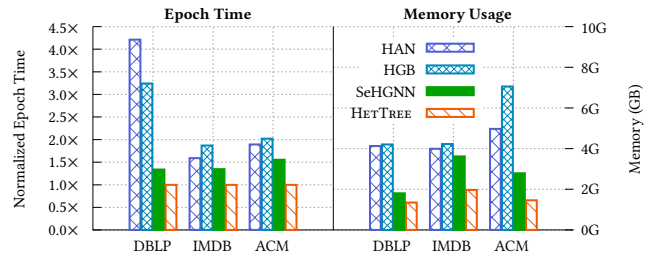


Fig. 5. Average epoch time and memory usage on HGB datasets.

- [7] Weihua Hu, Matthias Fey, Marinka Zitnik, Yuxiao Dong, Hongyu Ren, Bowen Liu, Michele Catasta, and Jure Leskovec. Open graph benchmark: Datasets for machine learning on graphs. *Advances in neural information processing systems*, 33:22118–22133, 2020.
- [8] Ziniu Hu, Yuxiao Dong, Kuansan Wang, and Yizhou Sun. Heterogeneous graph transformer. In *Proceedings of The Web Conference 2020, WWW '20*, page 2704–2710, New York, NY, USA, 2020. Association for Computing Machinery.
- [9] Qimai Li, Zhichao Han, and Xiao-Ming Wu. Deeper insights into graph convolutional networks for semi-supervised learning. In *Proceedings of the AAAI conference on artificial intelligence*, volume 32, 2018.
- [10] Qingsong Lv, Ming Ding, Qiang Liu, Yuxiang Chen, Wenzheng Feng, Siming He, Chang Zhou, Jianguo Jiang, Yuxiao Dong, and Jie Tang. Are we really making much progress? revisiting, benchmarking and refining heterogeneous graph neural networks. In *Proceedings of the 27th ACM SIGKDD Conference on Knowledge Discovery & Data Mining*, pages 1150–1160, 2021.
- [11] Aditya Pal, Chantat Eksombatchai, Yitong Zhou, Bo Zhao, Charles Rosenberg, and Jure Leskovec. Pinnerstage: Multi-modal user embedding framework for recommendations at pinterest. In *Proceedings of the 26th ACM SIGKDD International Conference on Knowledge Discovery & Data Mining*, KDD '20, pages 2311–2320, New York, NY, USA, 2020. Association for Computing Machinery.
- [12] Namyoung Park, Andrey Kan, Xin Luna Dong, Tong Zhao, and Christos Faloutsos. Estimating node importance in knowledge graphs using graph neural networks. In *Proceedings of the 25th ACM SIGKDD International Conference on Knowledge Discovery & Data Mining*, KDD '19, pages 596–606, New York, NY, USA, 2019. Association for Computing Machinery.
- [13] Ziyue Qiao, Pengyang Wang, Yanjie Fu, Yi Du, Pengfei Wang, and Yuanchun Zhou. Tree structure-aware graph representation learning via integrated hierarchical aggregation and relational metric learning. In *2020 IEEE International Conference on Data Mining (ICDM)*, pages 432–441, 2020.
- [14] Michael Schlichtkrull, Thomas N. Kipf, Peter Bloem, Rianne van den Berg, Ivan Titov, and Max Welling. Modeling relational data with graph convolutional networks, 2017.
- [15] Yunsheng Shi, Zhengjie Huang, Shikun Feng, Hui Zhong, Wenjin Wang, and Yu Sun. Masked label prediction: Unified message passing model for semi-supervised classification, 2020.
- [16] Chuxiong Sun, Hongming Gu, and Jie Hu. Scalable and adaptive graph neural networks with self-label-enhanced training, 2021.
- [17] Ke Sun, Zhouchen Lin, and Zhanxing Zhu. Multi-stage self-supervised learning for graph convolutional networks on graphs with few labeled nodes. In *Proceedings of the AAAI conference on artificial intelligence*, volume 34, pages 5892–5899, 2020.
- [18] Ruoxi Sun, Hanjun Dai, and Adams Wei Yu. Does GNN pretraining help molecular representation? In Alice H. Oh, Alekh Agarwal, Danielle Belgrave, and Kyunghyun Cho, editors, *Advances in Neural Information Processing Systems*, 2022.
- [19] Kai Sheng Tai, Richard Socher, and Christopher D Manning. Improved semantic representations from tree-structured long short-term memory networks. *arXiv preprint arXiv:1503.00075*, 2015.
- [20] Théo Trouillon, Christopher R. Dance, Johannes Welbl, Sebastian Riedel, Éric Gaussier, and Guillaume Bouchard. Knowledge graph completion via complex tensor factorization, 2017.
- [21] Petar Veličković, Guillem Cucurull, Arantxa Casanova, Adriana Romero, Pietro Liò, and Yoshua Bengio. Graph attention networks. In *International Conference on Learning Representations*, 2018.
- [22] Xiao Wang, Houye Ji, Chuan Shi, Bai Wang, Yanfang Ye, Peng Cui, and Philip S Yu. Heterogeneous graph attention network. In *The World Wide Web Conference, WWW '19*, page 2022–2032, New York, NY, USA, 2019. Association for Computing Machinery.
- [23] Yangkun Wang, Jiarui Jin, Weinan Zhang, Yong Yu, Zheng Zhang, and David Wipf. Bag of tricks for node classification with graph neural networks, 2021.
- [24] Felix Wu, Amauri Souza, Tianyi Zhang, Christopher Fifty, Tao Yu, and Kilian Weinberger. Simplifying graph convolutional networks. In *International conference on machine learning*, pages 6861–6871. PMLR, 2019.
- [25] Nan Wu and Chaofan Wang. Heterogeneous graph tree networks, 2022.
- [26] Wentao Xu, Yingce Xia, Weiqing Liu, Jiang Bian, Jian Yin, and Tie-Yan Liu. Shgnn: Structure-aware heterogeneous graph neural network, 2021.
- [27] Xiaocheng Yang, Mingyu Yan, Shirui Pan, Xiaochun Ye, and Dongrui Fan. Simple and efficient heterogeneous graph neural network. In *Proceedings of the Thirty-Seventh AAAI Conference on Artificial Intelligence and Thirty-Fifth Conference on Innovative Applications of Artificial Intelligence and Thirteenth Symposium on Educational Advances in Artificial Intelligence, AAAI'23/IAAI'23/EAAI'23*. AAAI Press, 2023.
- [28] Le Yu, Leilei Sun, Bowen Du, Tongyu Zhu, and Weifeng Lv. Label-enhanced graph neural network for semi-supervised node classification, 2022.
- [29] Lingfan Yu, Jiajun Shen, Jinyang Li, and Adam Lerer. Scalable graph neural networks for heterogeneous graphs. *CoRR*, abs/2011.09679, 2020.
- [30] Chuxu Zhang, Dongjin Song, Chao Huang, Ananthram Swami, and Nitesh V. Chawla. Heterogeneous graph neural network. In *Proceedings of the 25th ACM SIGKDD International Conference on Knowledge Discovery & Data Mining*, KDD '19, page 793–803, New York, NY, USA, 2019. Association for Computing Machinery.
- [31] Wentao Zhang, Ziqi Yin, Zeang Sheng, Yang Li, Wen Ouyang, Xiaosen Li, Yangyu Tao, Zhi Yang, and Bin Cui. Graph attention multi-layer perceptron. In *Proceedings of the 28th ACM SIGKDD Conference on Knowledge Discovery and Data Mining*, KDD '22, page 4560–4570, New York, NY, USA, 2022. Association for Computing Machinery.
- [32] Hao Zhu and Piotr Koniusz. Simple spectral graph convolution. In *International Conference on Learning Representations*, 2020.
- [33] Xiaojin Zhu and Zoubin Ghahramani. Learning from labeled and unlabeled data with label propagation. 2002.
- [34] Difan Zou, Ziniu Hu, Yewen Wang, Song Jiang, Yizhou Sun, and Quanquan Gu. Layer-dependent importance sampling for training deep and large graph convolutional networks. In H. Wallach, H. Larochelle, A. Beygelzimer, F. d'Alché-Buc, E. Fox, and R. Garnett, editors, *Advances in Neural Information Processing Systems*, volume 32, pages 11249–11259. Curran Associates, Inc., 2019.

- [35] Difan Zou, Ziniu Hu, Yewen Wang, Song Jiang, Yizhou Sun, and Quanquan Gu. Layer-dependent importance sampling for training deep and large graph convolutional networks. *Advances in neural information processing systems*, 32, 2019.