

How Important is Domain Specificity in Language Models and Instruction Finetuning for Biomedical Relation Extraction?

Aviv Brokman, Ramakanth Kavuluru

University of Kentucky, Lexington, KY USA
avivbrokman@gmail.com, ramakanth.kavuluru@uky.edu

Abstract

Cutting edge techniques developed in the general NLP domain are often subsequently applied to the high-value, data-rich biomedical domain. The past few years have seen generative language models (LMs), instruction finetuning, and few-shot learning become foci of NLP research. As such, generative LMs pretrained on biomedical corpora have proliferated and biomedical instruction finetuning has been attempted as well, all with the hope that domain specificity improves performance on downstream tasks. Given the nontrivial effort in training such models, we investigate what, if any, benefits they have in the key biomedical NLP task of relation extraction. Specifically, we address two questions: (1) Do LMs trained on biomedical corpora outperform those trained on general domain corpora? (2) Do models instruction finetuned on biomedical datasets outperform those finetuned on assorted datasets or those simply pretrained? We tackle these questions using existing LMs, testing across four datasets. In a surprising result, general-domain models typically outperformed biomedical-domain models. However, biomedical instruction finetuning improved performance to a similar degree as general instruction finetuning, despite having orders of magnitude fewer instructions. Our findings suggest it may be more fruitful to focus research effort on larger-scale biomedical instruction finetuning of general LMs over building domain-specific biomedical LMs.

Keywords: relation extraction, language models, biomedical information extraction, instruction finetuning

1. Introduction

Biomedical entities and relations among them are at the forefront of biomedical knowledge discovery. Novel relational information among biomedical entities is often conveyed through text in scientific literature or clinical notes. For instance, protein-protein interactions (to understand disease etiology and progression), gene-disease associations (to identify potential drug targets), drug-disease treatment relations (to spot off-label usage or assess potential for repositioning), and drug-gene interactions (to design targeted therapies) are often discussed in literature. The extracted relations are often used to build knowledge graphs to facilitate knowledge discovery and knowledge-based search systems (Bakal et al., 2018; Lever et al., 2018; Zhang et al., 2021). Adverse event relations (linking medications and adverse effects) are often reported in clinical text and their extraction facilitates more effective post-market pharmacovigilance (Liu et al., 2019; Botsis et al., 2012). As such, biomedical relation extraction (RE) is a frequently pursued task in the BioNLP community, featuring in many shared task series (e.g., BioCreative, i2b2, n2c2). Our current contribution is about high-level questions regarding the value of biomedical domain specific language models (LMs) and instruction finetuning for biomedical RE. In the rest of this section, we overview the recent RE relevant methods landscape and frame our contributions in that context.

The last few years have seen a proliferation of

transformer-based generative (encoder-decoder and decoder-only) LMs. In part, these have become popular because tasks such as summarization, paraphrasing, and code generation are fundamentally generative. But generative models have advantages over encoder-only LMs even in some tasks that were previously addressed with the latter. Encoder models were largely designed for classification problems, where a classifier is trained on top of the final layer embedding of the [CLS] token. They have been used in myriad other ways — notably in named entity recognition (NER) and RE where embeddings of spans are fed to classifiers (Eberts and Ulges, 2020, 2021; Zhong and Chen, 2021). These methods finetune weights from scratch and therefore require ample data. But few- and zero-shot learning have become focal areas of NLP research; their maturation promises improved scalability of NLP, as manual creation of large datasets is time consuming. Few-/zero-shot learning in encoder models is often achieved by aligning the NLP task objective function with the pretraining objective function. Prompting with templates containing [MASK] tokens to be predicted has been the few-/zero-shot method for encoder-only models (Schick and Schütze, 2021; Wang et al., 2022). Using such a strategy largely rests on whether the desired NLP task is a classification task or can be formulated as one. In summation, encoder-only LMs are well-suited to *full finetuning* (as opposed to the few-shot setting) for a variety of non-generative tasks. The additional layering and customization required on top of encoder mod-

els for RE can be obviated in generative models, by contrast, given their relatively flexible approach of formulating RE with straightforward natural language templates. This particularly comes in handy in few- and zero-shot learning.

In the last two years, instruction finetuning (IFT) in the general-domain has become a hot area of NLP research for generative LMs (Ouyang et al., 2022; Wei et al., 2022; Sanh et al., 2022; Ouyang et al., 2022; Wei et al., 2021; Touvron et al., 2023). In its basic form, IFT is conducted by converting examples of a wide variety of labeled datasets into pairs of natural language instructions (along with input text) and responses (containing the correct output), and then training a generative LM on them. This typically improves few-shot performance by aligning the model towards the goals that human users have. Then, for a new task, the corresponding instructions are generally more in-distribution than they would have been sans IFT.

Most advances in NLP are originally developed for the general domain, and only later adapted to the biomedical domain. Recently, this has manifested in the development of biomedical versions of popular general-domain LMs. Intuitively, it is sensible to do so because the distribution of text in biomedical NLP tasks is more similar to biomedical text than to general-domain text, and because biomedical-specific tokenizers can more parsimoniously represent biomedical entities. Likewise, inspired by the striking success of IFT, Parmar et al. (2022) instruction finetuned BART-Base (Lewis et al., 2019) on a biomedical meta-dataset they assembled (called BoX) to create In-BoXBART.

Biomedical generative LMs are quickly being trained, and we can safely assume that larger biomedical models will be trained in the near-future. Given the high labor, monetary, and effort costs of creating biomedical-specific LMs, it is prudent to ask if they are worthwhile. To some degree, this has already been tested in biomedical versions of T5 (Raffel et al., 2020; Phan et al., 2021) and BART (Lewis et al., 2019; Yuan et al., 2022) in the context of full-finetuning, yielding underwhelming improvements in scores. However, the tasks tested largely require extremely short, simple generations. Plausibly, these models would differentiate themselves from their general-domain counterparts on more complex tasks, especially in the few-shot context. We investigate whether this is the case in the high-value task of RE¹. Specifically we ask:

- Do generative models pretrained on PubMed-based scientific text outperform those trained on general-domain text?

¹Here we are explicitly dealing with end-to-end RE, where entities must be extracted by the RE system and are not provided *a priori*.

- How do biomedical and general-domain instruction finetuned models perform compared to their base models?
- Are the answers to these questions different in the fully finetuned and few-shot settings?

We test these questions across four biomedical RE datasets using a variety of open biomedical and general domain LMs. (We make our code available for review² and intend to make it public if accepted.)

2. Related Work

2.1. Generative Relation Extraction

RE has traditionally been conducted via a pipeline in two steps — NER followed by relation classification (RC) between pairs of entities from NER. However, this pipeline approach was joined by end-to-end approaches that employ a joint loss function for both NER and RC phases beginning with Miwa and Sasaki (2014). Among them, Zeng et al. (2018) used a copy mechanism to tackle generative RE without an intermediate NER step; several extensions followed suit (Nayak and Ng, 2020; Hou et al., 2021; Nayak and Ng, 2020; Zeng et al., 2020; Giorgi et al., 2022). One advantage of their strategy is that generation can naturally handle discontinuous entities (e.g., *hand pain* in the phrase *hand and arm pain*). Discontinuous entities pose such a challenge to NER that there is an entire line of research dedicated to solving it (Wang et al., 2021; Dirkson et al., 2021). But these copy-based models require training neural network components from scratch, and are therefore not well-suited to few-shot learning.

Huguet Cabot and Navigli (2021) use BART to directly generate relation triples using special tokens to demarcate roles in the triple; this still requires training randomly initialized special tokens. Luo et al. (2022) finetune BioGPT on natural language templates, aligning the current NLP task’s output form most closely with the pretraining strategy. At test time, relations are extracted from generated text using regular expressions. We adopt this general strategy of Luo et al. (2022) in the present study. Wadhwa et al. (2023) finetune Flan-T5 (Wei et al., 2021) using templates that convert relations into a target sequence of structured data, rather than natural language. We note that in preliminary experiments, our performance was much lower with templates of this form.

²Code available at https://anonymous.4open.science/r/domain_specificity-BCB8

2.2. Biomedical Language Models

Early transformer-based biomedical LMs had encoder-only architectures, usually based on BERT (Devlin et al., 2019), and were trained on some combination of PubMed abstracts, PubMed Central full-text articles (PMC), and MIMIC III (Johnson et al., 2016) clinical notes. BioBERT (Lee et al., 2019) was initialized using weights from BERT and then continually pretrained on PubMed and PMC. Alsentzer et al. (2019) continued pretraining BioBERT on the MIMIC-III corpus, yielding ClinicalBERT. Likewise, Gururangan et al. (2020) continually pretrained RoBERTa (Liu et al., 2020) on additional full-text biomedical articles from S2ORC (Lo et al., 2020), obtaining BioMed-RoBERTa. Models that trained from scratch on biomedical text generally perform better than their continually trained counterparts. The BERT-based BlueBERT (Peng et al., 2019) and PubMedBERT (Gu et al., 2020), and the RoBERTa-based Bio-LM (Lewis et al., 2020) are a few such models, with PubMedBERT being a popular base model for many downstream applications. Shin et al. (2020) trained versions of BioMegatron, both from scratch and through continued pre-training from Megatron (Shoeybi et al., 2020). BioELECTRA (Kanakarajan et al., 2021), a biomedical version of the high-performing ELECTRA (Clark et al., 2020), was trained from scratch on PubMed and PMC.

As generative models (with encoder-decoder and decoder-only architectures) have risen in popularity, PubMed-based generative models have been trained from scratch as well. Biomedical versions of T5 (Raffel et al., 2020) — SciFive, (Phan et al., 2021) and GPT — BioGPT (Luo et al., 2022) and BioMedLM (Bolton et al., 2022) have all been trained from scratch on PubMed/PMC corpora. BioBART (Yuan et al., 2022) is a continually pretrained BART (Lewis et al., 2019) model with PubMed text. SciFive and BioBART showed negligible improvement on most biomedical tasks, and modest improvements in a small number of tasks, over their general-domain counterparts. However, we believe the generative capabilities of SciFive and BioBART are under-explored by Phan et al. (2021) and Yuan et al. (2022) because either the tasks tackled require modest generation, (e.g., multiple choice answer) or are evaluated by ROUGE scores, which only provide rough estimates of generation quality compared to human evaluations. Luo et al. (2022) tested BioGPT on three end-to-end RE datasets, where it substantially outperformed the comparably-sized GPT-2 Medium (Radford et al., 2019). We are unable to find any performance scores for BioGPT-Large on end-to-end RE. BioMedLM (Bolton et al., 2022) scored much higher than the comparably-sized GPT-Neo 2.7B model on three QA tasks.

In summary, there is evidence that on very short

generation tasks, in a fully finetuned setup, biomedical encoder-decoder LMs outperform general-domain counterparts. But there is a dearth of information about the efficacy of decoder-only model performance in more complex generation tasks, and even more so for encoder-decoder models. Few-shot performance patterns of performance are especially unknown.

2.3. Instruction Finetuning

Wei et al. (2022) explore the effect of IFT on zero-shot performance by instruction finetuning on 60 tasks, constructing 10 templates per task, finding consistent, strong improvements in performance. Sanh et al. (2022) conduct similar experiments on a different set of datasets, yielding the T0 model. Chung et al. (2022) build on these previous attempts, ramping up the scale of finetuning up to 1600 tasks and consequently release the Flan-T5 series of instruction finetuned models. InstructGPT (Ouyang et al., 2022) is trained using reinforcement learning with human feedback (RLHF) (Christiano et al., 2017; Stiennon et al., 2020) on instructions to align GPT-3 (Brown et al., 2020) to human preferences. Wang et al. (2023) create synthetic instruction data for IFT using GPT-3, attaining competitive performance with the more expensively trained InstructGPT. In-BoXBART (Parmar et al., 2022), the only attempt at biomedical instruction finetuning (to our knowledge), is an IFT version of BART-Base trained on 32 biomedical tasks, with one template per task, making its scale of IFT considerably smaller than that of other IFT models.

3. Task Setup

3.1. Training

RE instances generally consist of a source text and a set of semi-structured relations that are asserted in it. To finetune generative LMs on a relation extraction dataset, we convert its training examples into sequences of natural language before finetuning the models in the usual manner. In essence, the natural language sequences contain the source text along with an instruction to extract relations followed by the relations expressed in natural language form. Figure 1 illustrates our approach for the drug combination extraction (DCE) task of extracting combination drug therapies from scientific text (Tiktinsky et al., 2022) as we formalize below.

Let (x, y) be a training example, where x is the input text and y denotes the relations present present in it. To finetune LMs, we construct a single prompting template $T = (T_s, T_t)$ for each dataset. A template consists of a source transformation function T_s and a target transformation function T_t , which return source sequence x^T , containing the source

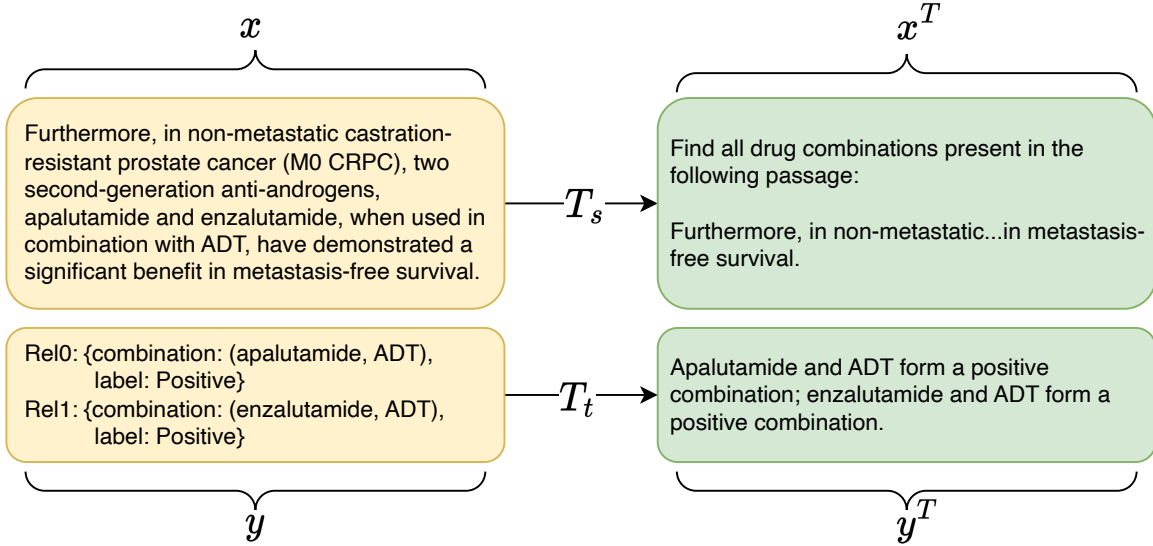


Figure 1: Conversion of training example of the DCE dataset into natural language sequences.

text x along with an instruction to guide generation, and target sequence y^T , conveying the relations y in the form of natural language:

$$T_s(x) = x^T$$

$$T_t(y) = y^T$$

For encoder-decoder models, x^T and y^T respectively are supplied to the encoder and decoder modules. For decoder models, the sequences x^T and y^T are joined into one sequence with a function J , which then serves as a single input to the model. We take J to be

$$J(x^T, y^T) = x^T \|\n\n\|y^T$$

where $\|\$ represents concatenation. Our formulation of J separates the source and target sequences with two line breaks, though other formulations can be used.

3.2. Evaluation

For validation and test examples, we only have source sequences, and our aim is to generate the target sequences. For encoder-decoder models, x^T again serves as input to the encoder. For decoder models, the input sequence is

$$J(x^T, \cdot) = x^T \|\n\n\|.$$

The generated output sequence of the model \hat{y}^T must be transformed into a structured format so that predicted relations can be compared to annotated relations to calculate performance metrics. We design an information extractor for each template using regular expressions.

4. Experimental Setup

We conduct two experiments to investigate the effect of domain-specificity. First, we compare biomedical- and general-domain models. Second, we compare biomedical instruction fine-tuned, general-domain instruction fine-tuned, and base model performance. All experiments are repeated in fully finetuned and few-shot settings. *We will include appendices with templates for each dataset as well as modeling choices (learning rate, batch size, ...) in the final camera-ready version (if accepted), given conference submission instructions restrict their inclusion during initial review.*

4.1. Experiments

4.1.1. Biomedical vs General-Domain Pretraining

In our first experiment, we compare the efficacy of biomedical LMs and their closest general-domain language equivalent in terms of architecture and size. We evaluate performance of the biomedical decoder LMs BioGPT (350M) (Luo et al., 2022), BioGPT-Large (1.5B) (Luo et al., 2022), and BioMedLM (2.7B) (Bolton et al., 2022) and compare to their approximate general domain equivalents, GPT2-Medium (350M), GPT2-XL (1.5B) (Radford et al., 2019), and GPT-Neo (2.7B) (Black et al., 2021). We also evaluate performance of the biomedical encoder-decoder LMs SciFive-Base (220M), SciFive-Large (770M) (both PubMed version) (Phan et al., 2021), BioBART-Base (140M), and BioBART-Large (400M) (Yuan et al., 2022) and compare to the general domain equivalents T5-Base (220M), T5-Large (770M)

(Raffel et al., 2020), BART-Base (140M), and BART-Large (400M) (Lewis et al., 2019).

4.1.2. Instruction Finetuning vs Base Models

In our second experiment, we compare the efficacy of instruction finetuned models and their base models. No biomedical models have been instruction finetuned in our literature review. General-domain models have been instruction finetuned with general-domain datasets and separately with biomedical datasets. For general-domain instructions, we compare the Flan-T5 (Wei et al., 2021) series of models to the base T5 models (Raffel et al., 2020) they were trained from. For biomedical domain instructions, we compare In-BoXBART (Parmar et al., 2022) to the base BART (Lewis et al., 2019), from which it was trained.

4.1.3. Few-Shot Setting

We repeat the experiments in Sections 4.1.1 and 4.1.2, but in the few-shot setting. We emphasize that we finetune the models, rather than perform in-context learning. We experiment with 16-shot and 64-shot learning. Few-shot performance values are averaged over five runs with different random seeds for selecting training examples. Barring a single exception, fully finetuned decoder-only model performances were quite inferior ($F1 < 30$) compared to encoder-decoder models; so we did not perform few-shot experiments on decoder-only models.

4.2. Datasets

We use four public biomedical RE datasets for our experiments. For datasets without an established train/validation split, we select 20% of the training dataset to serve as a validation set.

4.2.1. CDR

CDR (Li et al., 2016) is a BioCreative V dataset consisting of PubMed abstracts for which all mentions of chemicals and diseases are annotated, as well as all relations between them describing chemical-induced diseases. Relations all belong to a single class and are annotated at the entity level. 1500 abstracts are split into train, validation, and test sets of equal size.

4.2.2. ChemProt

ChemProt (Krallinger et al., 2017) is a BioCreative VI dataset consisting of PubMed abstracts for which all mentions of chemical compounds/drugs and genes/proteins are annotated, as well as all intra-sentence relations between the two entity types belonging to a set of relation types of interest. Relations belong to the classes *agonist*, *antagonist*,

upregulate, *downregulate*, and *substrate*, and are annotated at the mention level. Since relations are annotated at the mention level, an example may contain multiple annotated relations that are conceptually identical but have different mentions. The dataset is split into 1,020 training, 612 validation, and 800 test examples.

4.2.3. DCE

The Drug Combinations Extraction (DCE) (Tiktinsky et al., 2022) dataset consists of sentences selected from PubMed abstracts containing multiple drugs, annotated for drugs given in combination. Sets of drugs are annotated as consisting of a drug combination with a positive effect, a drug combination with an effect not clarified by the text, or not a drug combination. Though some studies combine the latter two relation types, (Tiktinsky et al., 2022; Jiang and Kavuluru, 2023) we model them as-is. The dataset is split into 1362 training and 272 test instances.

4.2.4. DDI

The DDI (Herrero-Zazo et al., 2013) dataset consists of texts from DrugBank and Medline annotated for drugs/chemicals and relations holding for pairs of co-occurring drugs. Mentions of drugs are classified as generic drug name, brand-name drug, drug group, or non-drug active substance. Relations holding for drug pairs are *pharmacokinetic mechanism*, *combination effect*, *advice regarding interaction*, or *interaction in the absence of supporting information*. Relations are annotated at the mention level. The dataset consists of 784 DrugBank documents and 233 Medline abstracts, split up into 714 train and 303 test examples.

4.3. Evaluation

We calculate precision, recall, and F1 for all tasks. Evaluation is done in a strict setting: relations are only considered correct if the entities are all correct and relation type, if applicable, is correct. A correct entity consists of an exact string match. For CDR, the predicted entity must match one of the mentions corresponding to the MeSH ID of the gold entity.

5. Results

All results are displayed in Table 1 (page 8), primarily grouped into model series (e.g., T5) with an in-group ordering by model size. Before moving into the main results, we note two high level trends among the datasets and model series: (1) Performance was higher in general for CDR and DCE than in ChemProt and DDI, perhaps owing

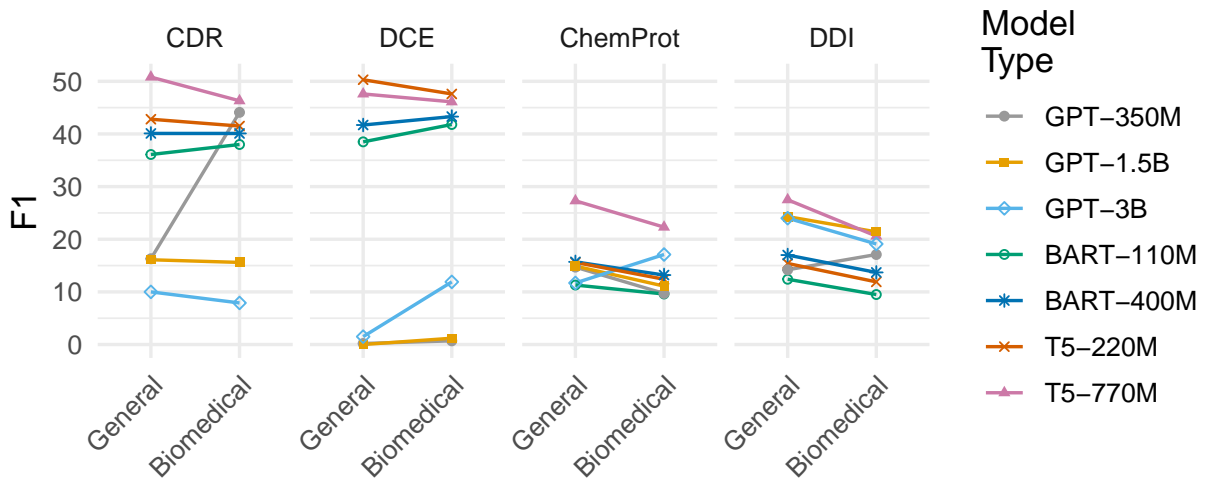


Figure 2: Comparison of fully finetuned LMs pretrained on general-domain and biomedical text.

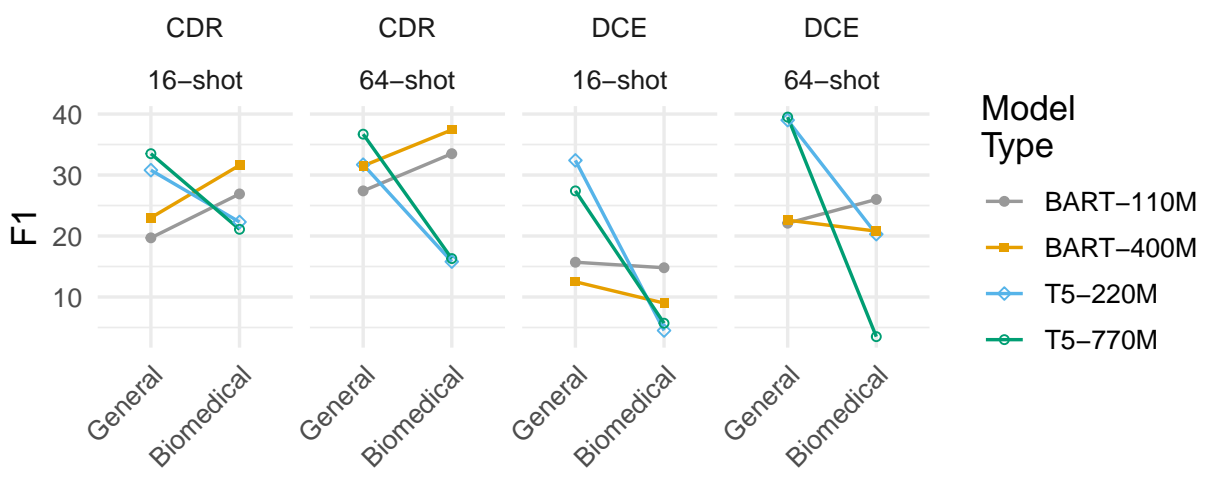


Figure 3: Comparison of few-shot finetuned LMs pretrained on general-domain and biomedical text.

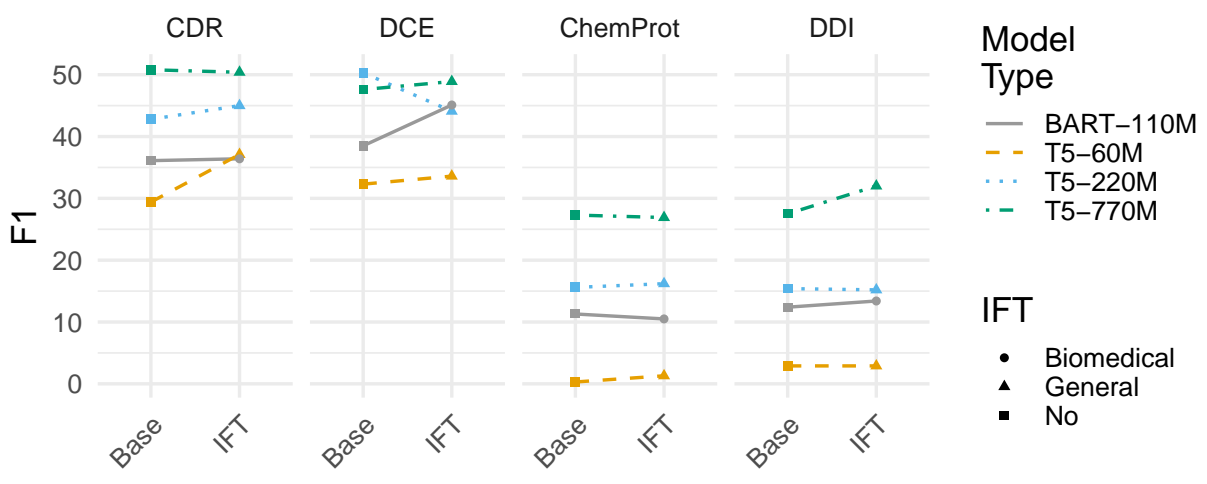


Figure 4: Comparison of fully finetuned base and instruction-finetuned LMs across all datasets.

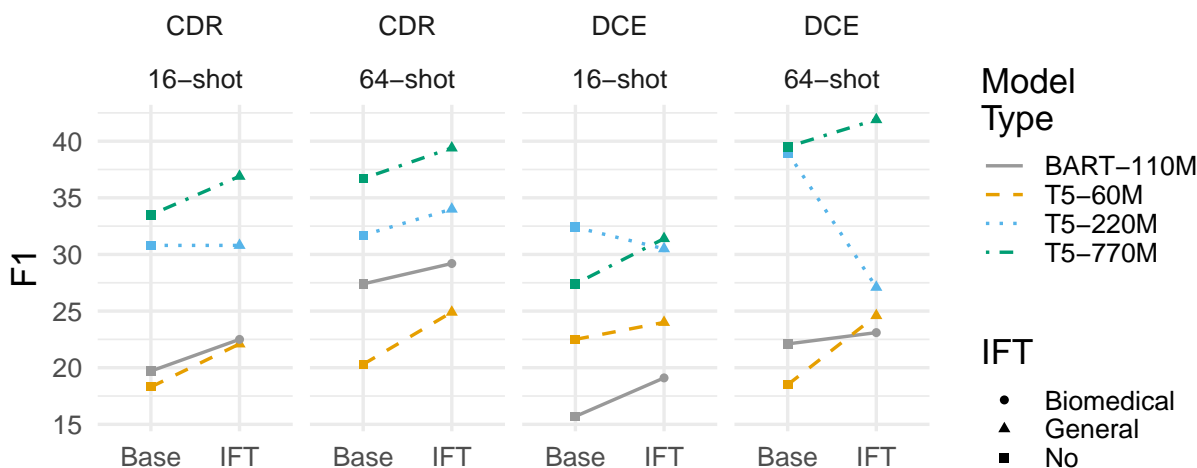


Figure 5: Few-shot comparison of base and instruction finetuned LMs on high-performing datasets.

to the higher number of relation types in the later datasets. (Henceforth, we refer to CDR and DCE as high-performing and ChemProt and DDI as low-performing as we explain other results). (2) Encoder-decoder models performed much better than decoder-only models, with the exception of BioGPT for CDR. In fact, decoder-only models performed so poorly that we largely limit our further discussion to encoder-decoder models. Potentially, this is because decoder models may be more amendable to generative outputs such as summaries and not as suitable for RE.

5.1. Biomedical vs General-Domain Pretraining

Overall, general-domain pretraining was superior to biomedical-domain pretraining in full and few-shot finetuning experiments (Figure 2 and Figure 3). In full finetuning, this pattern held for T5 models across all datasets and for BART models in low-performing datasets. Notable exceptions are the BART models in high-performing datasets, where biomedical models outperformed, or performed similarly to, corresponding general-domain models, and BioGPT which substantially outperformed its GPT2-Medium counterpart. However, BioGPT performed poorly in all other circumstances. In few-shot finetuning, biomedical T5 models performed much worse than general-domain models (Figure 3). Biomedical pretraining had inconsistent effects in BART models, improving performance for CDR while generally lowering performance for DCE.

5.2. Effect of Instruction Finetuning

In full finetuning, IFT versions of models generally performed similarly or slightly better than their

base versions (Figure 4). The small benefits of IFT mostly manifested in high-performing datasets. In few-shot finetuning, both general-domain instructions and biomedical instructions consistently improved performance and to a similar degree (Figure 5), even though there were orders of magnitude fewer biomedical instruction datasets.

6. Discussion

We were surprised that decoder-only models performed so poorly and so much worse than encoder-decoder models. Luo et al. (2022) found BioGPT to attain state-of-the-art (SOTA) performance on CDR, DDI, and KD-DTI (Hou et al., 2022). While we differed from Luo et al. (2022) in some preprocessing of the dataset (e.g., we did not remove examples containing no relations, how many epochs we trained for, and how we determined if predicted entities matched gold entities), our performance on DDI was drastically lower than theirs, and our results on two additional datasets, DCE and ChemProt are far below SOTA. An unusual finding is that only for CDR, BioGPT performance is better than BioGPT-Large and BioMedLM (2.7B models). Preliminary experiments with Llama2-7b (Touvron et al., 2023) were similarly fruitless and hence we do not report any scores given disappointing initial experiments. As encoder-decoder models performed so much better, future practical generative RE efforts may be more fruitful with encoder-decoder architectures; and if additional models are to be pretrained on biomedical corpora (PubMed), encoder-decoder models may be a safer bet.

However, training additional generative LMs (even encoder-decoder types) on PubMed generally yielded inferior models, at least as far as RE is concerned. This result held in both full and few-

Model	# Par.	CDR			DCE			ChemProt	DDI
		16	64	Full	16	64	Full	Full	Full
GPT-2-Medium	350M	-	-	16.3	-	-	0.2	14.7	14.2
BioGPT ^b	350M	-	-	44.1	-	-	0.7	9.7	17.1
GPT-2-XL	1.5B	-	-	16.1	-	-	0	14.9	24.3
BioGPT-Large ^b	1.5B	-	-	15.6	-	-	1.2	11.1	21.4
GPT-Neo-2.7B	2.7B	-	-	10.0	-	-	1.5	11.7	24.0
BioMedLM ^b	2.7B	-	-	7.9	-	-	11.9	17.1	19.1
BART-Base	110M	17.6	27.4	36.1	8.9	30.6	38.5	11.3	12.4
BioBART-Base ^b	110M	29.0	33.1	38.0	8.9	24.1	41.8	9.6	9.5
In-BoXBART [†]	110M	21.4	28.9	36.4	10.4	26.7	45.1	10.5	13.4
BART-Large	400M	26.4	32.5	40.1	9.6	30.4	41.7	15.7	17.0
BioBART-Large ^b	400M	30.7	33.0	40.1	8.7	29.2	43.3	13.2	13.7
T5-Small	60M	18.3	20.3	29.4	22.5	18.5	32.3	0.3	2.9
Flan-T5-Small*	60M	18.9	22.2	37.1	10.7	21.2	33.6	1.3	2.9
T5-Base	220M	30.3	29.8	42.8	30.0	39.3	50.3	15.6	15.4
SciFive-Base ^b	220M	28.8	10.1	41.5	0	21.6	47.6	12.4	11.9
Flan-T5-Base*	220M	30.5	33.1	45.0	30.0	33.8	44.1	16.2	15.2
T5-Large	770M	33.9	37.7	50.8	25.7	42.4	47.6	27.3	27.5
SciFive-Large ^b	770M	22.7	5.9	46.3	3.1	3.7	46.1	22.3	20.6
Flan-T5-Large*	770M	35.9	38.4	50.4	27.4	45.1	48.9	26.9	32.0

Table 1: Comparison of model F1-scores across a range of model types and sizes for four biomedical RE datasets. Few-shot values are averages across five different random seeds for selecting training examples. Models marked with “b” are biomedically pretrained. Models marked with * are instruction finetuned with general-domain instructions, and those marked by † are instruction finetuned with biomedical instructions.

shot finetuning contexts. We found this pattern counterintuitive, since most of the datasets we experimented with consist of annotated texts from PubMed — one might expect that models trained on PubMed itself would be particularly well suited for these tasks, as they fall squarely inside of the pretraining corpus distribution. We hypothesize that (1) the sheer quantity of tokens available for training on general-domain text outweighs the benefits of domain-specificity, and/or (2) that biomedical-domain models may learn inferior linguistic representations as biomedical models are trained on a comparatively narrow subset of the distribution of the English language, and RE requires linguistic sophistication. Thus, even for encoder-decoder models, training biomedical LMs from scratch may not be judicious.

As for the IFT experiments, our results do not suggest that domain-specific training is altogether pointless. In the full finetuning case, IFT models achieved roughly the same performance as their base models, though they converged in far fewer epochs during training. In the few-shot setting, we found that small-scale biomedical IFT produced per-

formance gains comparable to large-scale general-domain IFT. In-BoXBART was finetuned on 32 biomedical tasks with one template per task. By contrast, Flan-T5 models were finetuned on 1,836 tasks with multiple templates per task, and [Wei et al. \(2021\)](#) found that performance continued to climb until ~300 tasks. This suggests that IFT with additional biomedical datasets could yield strong benefits. While there are far fewer annotated biomedical datasets than general-domain datasets, the biomedical metadata set BigBIO ([Fries et al., 2022](#)), containing over 100 datasets currently, would be a valuable resource for biomedical IFT. Alternatively, synthetic biomedical instruction examples could also be generated *à la* [Wang et al. \(2023\)](#). Some nuance is required when interpreting the few-shot performance of In-BoXBART on the CDR dataset. Among the tasks that In-BoXBART was instruction finetuned on is the NER task for CDR. It is possible that some of In-BoXBART’s capabilities on RE for CDR come from this sort of leakage. In addition to our previous suggestions for further research, our conclusions are limited to RE, a particularly high-value application of LMs. Other biomedical tasks

should be evaluated as well.

To conclude, the fast evolving landscape of public LMs and their use in many fields naturally leads to domain specific models and IFT. In this paper, we took the first step toward rigorous assessment of the need for domain specificity in these models for biomedical RE. It would be interesting to see if our findings apply to other tasks (e.g., biomedical summarization) and domains (e.g., legal) as well.

7. Bibliographical References

- Emily Alsentzer, John Murphy, William Boag, Weihung Weng, Di Jindi, Tristan Naumann, and Matthew McDermott. 2019. [Publicly available clinical BERT embeddings](#). In *Proceedings of the 2nd Clinical Natural Language Processing Workshop*, pages 72–78, Minneapolis, Minnesota, USA. Association for Computational Linguistics.
- Gokhan Bakal, Preetham Talari, Elijah V Kakani, and Ramakanth Kavuluru. 2018. Exploiting semantic patterns over biomedical knowledge graphs for predicting treatment and causative relations. *Journal of biomedical informatics*, 82:189–199.
- Sid Black, Leo Gao, Phil Wang, Connor Leahy, and Stella Biderman. 2021. [GPT-Neo: Large scale autoregressive language modeling with mesh-tensorflow](#).
- Elliot Bolton, David Hall, Michihiro Yasunaga, Tony Lee, Chris Manning, and Percy Liang. 2022. BioMedLM. <https://crfm.stanford.edu/2022/12/15/biomedlm.html>. Accessed: 2023-08-18.
- Taxiarchis Botsis, Thomas Buttolph, Michael D Nguyen, Scott Winiecki, Emily Jane Woo, and Robert Ball. 2012. Vaccine adverse event text mining system for extracting features from vaccine safety reports. *Journal of the American Medical Informatics Association*, 19(6):1011–1018.
- Tom Brown, Benjamin Mann, Nick Ryder, Melanie Subbiah, Jared D Kaplan, Prafulla Dhariwal, Arvind Neelakantan, Pranav Shyam, Girish Sastry, Amanda Askell, Sandhini Agarwal, Ariel Herbert-Voss, Gretchen Krueger, Tom Henighan, Rewon Child, Aditya Ramesh, Daniel Ziegler, Jeffrey Wu, Clemens Winter, Chris Hesse, Mark Chen, Eric Sigler, Mateusz Litwin, Scott Gray, Benjamin Chess, Jack Clark, Christopher Berner, Sam McCandlish, Alec Radford, Ilya Sutskever, and Dario Amodei. 2020. [Language models are few-shot learners](#). In *Advances in Neural Information Processing Systems*, volume 33, pages 1877–1901. Curran Associates, Inc.
- Paul F Christiano, Jan Leike, Tom Brown, Miljan Martic, Shane Legg, and Dario Amodei. 2017. Deep reinforcement learning from human preferences. *Advances in neural information processing systems*, 30.
- Hyung Won Chung, Le Hou, Shayne Longpre, Barret Zoph, Yi Tay, William Fedus, Eric Li, Xuezhi Wang, Mostafa Dehghani, Siddhartha Brahma, et al. 2022. Scaling instruction-finetuned language models. *arXiv preprint arXiv:2210.11416*.
- Kevin Clark, Minh-Thang Luong, Quoc V. Le, and Christopher D. Manning. 2020. [ELECTRA: pre-training text encoders as discriminators rather than generators](#). In *8th International Conference on Learning Representations, ICLR 2020, Addis Ababa, Ethiopia, April 26-30, 2020*. OpenReview.net.
- Jacob Devlin, Ming-Wei Chang, Kenton Lee, and Kristina Toutanova. 2019. [BERT: Pre-training of deep bidirectional transformers for language understanding](#). In *Proceedings of the 2019 Conference of the North American Chapter of the Association for Computational Linguistics: Human Language Technologies, Volume 1 (Long and Short Papers)*, pages 4171–4186, Minneapolis, Minnesota. Association for Computational Linguistics.
- Anne Dirkson, Suzan Verberne, and Wessel Kraaij. 2021. [FuzzyBIO: A proposal for fuzzy representation of discontinuous entities](#). In *Proceedings of the 12th International Workshop on Health Text Mining and Information Analysis*, pages 77–82, online. Association for Computational Linguistics.
- Markus Eberts and Adrian Ulges. 2020. Span-based joint entity and relation extraction with transformer pre-training. *Proceedings of the 24th European Conference on Artificial Intelligence (ECAI 2020)*, page 2006–2013.
- Markus Eberts and Adrian Ulges. 2021. [An end-to-end model for entity-level relation extraction using multi-instance learning](#). In *Proceedings of the 16th Conference of the European Chapter of the Association for Computational Linguistics: Main Volume*, pages 3650–3660, Online. Association for Computational Linguistics.
- Jason Alan Fries, Leon Weber, Natasha Seelam, Gabriel Altay, Debajyoti Datta, Samuele Garda, Myungsun Kang, Ruisi Su, Wojciech Kusa, Samuel Cahyawijaya, et al. 2022. Bigbio: A framework for data-centric biomedical natural language processing. *arXiv preprint arXiv:2206.15076*.

- John Giorgi, Gary Bader, and Bo Wang. 2022. [A sequence-to-sequence approach for document-level relation extraction](#). In *Proceedings of the 21st Workshop on Biomedical Language Processing*, pages 10–25, Dublin, Ireland. Association for Computational Linguistics.
- Yu Gu, Robert Tinn, Hao Cheng, Michael Lucas, Naoto Usuyama, Xiaodong Liu, Tristan Naumann, Jianfeng Gao, and Hoifung Poon. 2020. [Domain-specific language model pretraining for biomedical natural language processing](#).
- Suchin Gururangan, Ana Marasović, Swabha Swayamdipta, Kyle Lo, Iz Beltagy, Doug Downey, and Noah A. Smith. 2020. [Don't stop pretraining: Adapt language models to domains and tasks](#). In *Proceedings of the 58th Annual Meeting of the Association for Computational Linguistics*, pages 8342–8360, Online. Association for Computational Linguistics.
- María Herrero-Zazo, Isabel Segura-Bedmar, Paloma Martínez, and Thierry Declerck. 2013. The ddi corpus: An annotated corpus with pharmacological substances and drug–drug interactions. *Journal of biomedical informatics*, 46(5):914–920.
- Yutai Hou, Yingce Xia, Lijun Wu, Shufang Xie, Yang Fan, Jinhua Zhu, Wanxiang Che, Tao Qin, and Tie-Yan Liu. 2021. [Discovering drug-target interaction knowledge from biomedical literature](#).
- Yutai Hou, Yingce Xia, Lijun Wu, Shufang Xie, Yang Fan, Jinhua Zhu, Tao Qin, and Tie-Yan Liu. 2022. [Discovering drug–target interaction knowledge from biomedical literature](#). *Bioinformatics*, 38(22):5100–5107.
- Pere-Lluís Hugué Cabot and Roberto Navigli. 2021. [REBEL: Relation extraction by end-to-end language generation](#). In *Findings of the Association for Computational Linguistics: EMNLP 2021*, pages 2370–2381, Punta Cana, Dominican Republic. Association for Computational Linguistics.
- Yuhang Jiang and Ramakanth Kavuluru. 2023. [End-to-end \$n\$ -ary relation extraction for combination drug therapies](#).
- Alistair EW Johnson, Tom J Pollard, Lu Shen, Li-wei H Lehman, Mengling Feng, Mohammad Ghassemi, Benjamin Moody, Peter Szolovits, Leo Anthony Celi, and Roger G Mark. 2016. MIMIC-III, a freely accessible critical care database. *Scientific data*, 3(1):1–9.
- Kamal raj Kanakarajan, Bhuvana Kundumani, and Malaikannan Sankarasubbu. 2021. [BioELECTRA: pretrained biomedical text encoder using discriminators](#). In *Proceedings of the 20th Workshop on Biomedical Language Processing*, pages 143–154, Online. Association for Computational Linguistics.
- Martin Krallinger, Obdulia Rabal, Saber A Akhondi, Martín Pérez Pérez, Jesús Santamaría, Gael Pérez Rodríguez, Georgios Tsatsaronis, Ander Intxaurre, José Antonio López, Umesh Nandal, et al. 2017. Overview of the biocreative vi chemical-protein interaction track. In *Proceedings of the sixth BioCreative challenge evaluation workshop*, volume 1, pages 141–146.
- Jinhyuk Lee, Wonjin Yoon, Sungdong Kim, Donghyeon Kim, Sunkyu Kim, Chan Ho So, and Jaewoo Kang. 2019. [BioBERT: a pre-trained biomedical language representation model for biomedical text mining](#). *Bioinformatics*, 36(4):1234–1240.
- Jake Lever, Sitanshu Gakkhar, Michael Gottlieb, Tahereh Rashnavadi, Santana Lin, Celia Siu, Maia Smith, Martin R Jones, Martin Krzywinski, and Steven JM Jones. 2018. A collaborative filtering-based approach to biomedical knowledge discovery. *Bioinformatics*, 34(4):652–659.
- Mike Lewis, Yinhan Liu, Naman Goyal, Marjan Ghazvininejad, Abdelrahman Mohamed, Omer Levy, Veselin Stoyanov, and Luke Zettlemoyer. 2019. [BART: denoising sequence-to-sequence pre-training for natural language generation, translation, and comprehension](#). *CoRR*, abs/1910.13461.
- Patrick Lewis, Myle Ott, Jingfei Du, and Veselin Stoyanov. 2020. [Pretrained language models for biomedical and clinical tasks: Understanding and extending the state-of-the-art](#). In *Proceedings of the 3rd Clinical Natural Language Processing Workshop*, pages 146–157, Online. Association for Computational Linguistics.
- Jiao Li, Yueping Sun, Robin J. Johnson, Daniela Sciaky, Chih-Hsuan Wei, Robert Leaman, Allan Peter Davis, Carolyn J. Mattingly, Thomas C. Wiegers, and Zhiyong Lu. 2016. [Biocreative V CDR task corpus: a resource for chemical disease relation extraction](#). *Database J. Biol. Databases Curation*, 2016.
- Feifan Liu, Abhyuday Jagannatha, and Hong Yu. 2019. Towards drug safety surveillance and pharmacovigilance: current progress in detecting medication and adverse drug events from electronic health records. *Drug safety*, 42(1):95–97.
- Yinhan Liu, Myle Ott, Naman Goyal, Jingfei Du, Mandar Joshi, Danqi Chen, Omer Levy, Mike Lewis, Luke Zettlemoyer, and Veselin Stoyanov. 2020. [Ro{bert}a: A robustly optimized {bert} pre-training approach](#).

- Kyle Lo, Lucy Lu Wang, Mark Neumann, Rodney Kinney, and Daniel Weld. 2020. [S2ORC: The semantic scholar open research corpus](#). In *Proceedings of the 58th Annual Meeting of the Association for Computational Linguistics*, pages 4969–4983, Online. Association for Computational Linguistics.
- Renqian Luo, Liai Sun, Yingce Xia, Tao Qin, Sheng Zhang, Hoifung Poon, and Tie-Yan Liu. 2022. [BioGPT: generative pre-trained transformer for biomedical text generation and mining](#). *Briefings in Bioinformatics*, 23(6). Bbac409.
- Makoto Miwa and Yutaka Sasaki. 2014. Modeling joint entity and relation extraction with table representation. In *Proceedings of the 2014 conference on empirical methods in natural language processing (EMNLP)*, pages 1858–1869.
- Tapas Nayak and Hwee Tou Ng. 2020. [Effective modeling of encoder-decoder architecture for joint entity and relation extraction](#). In *The Thirty-Fourth AAAI Conference on Artificial Intelligence, AAAI 2020, The Thirty-Second Innovative Applications of Artificial Intelligence Conference, IAAI 2020, The Tenth AAAI Symposium on Educational Advances in Artificial Intelligence, EAAI 2020, New York, NY, USA, February 7-12, 2020*, pages 8528–8535. AAAI Press.
- Long Ouyang, Jeff Wu, Xu Jiang, Diogo Almeida, Carroll L. Wainwright, Pamela Mishkin, Chong Zhang, Sandhini Agarwal, Katarina Slama, Alex Ray, John Schulman, Jacob Hilton, Fraser Kelton, Luke Miller, Maddie Simens, Amanda Askell, Peter Welinder, Paul Christiano, Jan Leike, and Ryan Lowe. 2022. [Training language models to follow instructions with human feedback](#).
- Mihir Parmar, Swaroop Mishra, Mirali Purohit, Man Luo, Murad Mohammad, and Chitta Baral. 2022. [In-BoXBART: Get instructions into biomedical multi-task learning](#). In *Findings of the Association for Computational Linguistics: NAACL 2022*, pages 112–128, Seattle, United States. Association for Computational Linguistics.
- Yifan Peng, Shankai Yan, and Zhiyong Lu. 2019. Transfer learning in biomedical natural language processing: An evaluation of bert and elmo on ten benchmarking datasets. In *Proceedings of the 2019 Workshop on Biomedical Natural Language Processing (BioNLP 2019)*, pages 58–65.
- Long N. Phan, James T. Anibal, Hieu Tran, Shaurya Chanana, Erol Bahadroglu, Alec Peltekian, and Grégoire Altan-Bonnet. 2021. [Scifive: a text-to-text transformer model for biomedical literature](#).
- Alec Radford, Jeffrey Wu, Rewon Child, David Luan, Dario Amodei, Ilya Sutskever, et al. 2019. Language models are unsupervised multitask learners. *OpenAI blog*, 1(8):9.
- Colin Raffel, Noam Shazeer, Adam Roberts, Katherine Lee, Sharan Narang, Michael Matena, Yanqi Zhou, Wei Li, and Peter J Liu. 2020. Exploring the limits of transfer learning with a unified text-to-text transformer. *The Journal of Machine Learning Research*, 21(1):5485–5551.
- Victor Sanh, Albert Webson, Colin Raffel, Stephen H. Bach, Lintang Sutawika, Zaid Alyafeai, Antoine Chaffin, Arnaud Stiegler, Teven Le Scao, Arun Raja, Manan Dey, M Saiful Bari, Canwen Xu, Urmish Thakker, Shanya Sharma Sharma, Eliza Szczechla, Taewoon Kim, Gunjan Chhablani, Nihal Nayak, Debajyoti Datta, Jonathan Chang, Mike Tian-Jian Jiang, Han Wang, Matteo Manica, Sheng Shen, Zheng Xin Yong, Harshit Pandey, Rachel Bawden, Thomas Wang, Trishala Neeraj, Jos Rozen, Abheesht Sharma, Andrea Santilli, Thibault Fevry, Jason Alan Fries, Ryan Teehan, Tali Bers, Stella Biderman, Leo Gao, Thomas Wolf, and Alexander M. Rush. 2022. [Multitask prompted training enables zero-shot task generalization](#).
- Timo Schick and Hinrich Schütze. 2021. [Exploiting cloze-questions for few-shot text classification and natural language inference](#). In *Proceedings of the 16th Conference of the European Chapter of the Association for Computational Linguistics: Main Volume*, pages 255–269, Online. Association for Computational Linguistics.
- Hoo-Chang Shin, Yang Zhang, Evelina Bakhturina, Raul Puri, Mostofa Patwary, Mohammad Shoeybi, and Raghav Mani. 2020. [BioMegatron: Larger biomedical domain language model](#). In *Proceedings of the 2020 Conference on Empirical Methods in Natural Language Processing (EMNLP)*, pages 4700–4706, Online. Association for Computational Linguistics.
- Mohammad Shoeybi, Mostofa Patwary, Raul Puri, Patrick LeGresley, Jared Casper, and Bryan Catanzaro. 2020. [Megatron-1m: Training multi-billion parameter language models using model parallelism](#).
- Nisan Stiennon, Long Ouyang, Jeffrey Wu, Daniel Ziegler, Ryan Lowe, Chelsea Voss, Alec Radford, Dario Amodei, and Paul F Christiano. 2020. [Learning to summarize with human feedback](#). In *Advances in Neural Information Processing Systems*, volume 33, pages 3008–3021. Curran Associates, Inc.
- Aryeh Tiktinsky, Vijay Viswanathan, Danna Niezni, Dana Meron Azagury, Yosi Shamay, Hillel Taub-Tabib, Tom Hope, and Yoav Goldberg. 2022. [A](#)

- dataset for n-ary relation extraction of drug combinations. In *Proceedings of the 2022 Conference of the North American Chapter of the Association for Computational Linguistics: Human Language Technologies*, pages 3190–3203, Seattle, United States. Association for Computational Linguistics.
- Hugo Touvron, Louis Martin, Kevin Stone, Peter Albert, Amjad Almahairi, Yasmine Babaei, Nikolay Bashlykov, Soumya Batra, Prajjwal Bhargava, Shruti Bhosale, Dan Bikel, Lukas Blecher, Cristian Canton Ferrer, Moya Chen, Guillem Cucurull, David Esiobu, Jude Fernandes, Jeremy Fu, Wenyin Fu, Brian Fuller, Cynthia Gao, Vedanuj Goswami, Naman Goyal, Anthony Hartshorn, Saghar Hosseini, Rui Hou, Hakan Inan, Marcin Kardas, Viktor Kerkez, Madian Khabsa, Isabel Kloumann, Artem Korenev, Punit Singh Koura, Marie-Anne Lachaux, Thibaut Lavril, Jenya Lee, Diana Liskovich, Yinghai Lu, Yuning Mao, Xavier Martinet, Todor Mihaylov, Pushkar Mishra, Igor Molybog, Yixin Nie, Andrew Poulton, Jeremy Reizenstein, Rashi Rungta, Kalyan Saladi, Alan Schelten, Ruan Silva, Eric Michael Smith, Ranjan Subramanian, Xiaoqing Ellen Tan, Binh Tang, Ross Taylor, Adina Williams, Jian Xiang Kuan, Puxin Xu, Zheng Yan, Iliyan Zarov, Yuchen Zhang, Angela Fan, Melanie Kambadur, Sharan Narang, Aurelien Rodriguez, Robert Stojnic, Sergey Edunov, and Thomas Scialom. 2023. [Llama 2: Open foundation and fine-tuned chat models](#).
- Somin Wadhwa, Silvio Amir, and Byron C. Wallace. 2023. [Revisiting relation extraction in the era of large language models](#).
- Han Wang, Canwen Xu, and Julian McAuley. 2022. [Automatic multi-label prompting: Simple and interpretable few-shot classification](#). In *Proceedings of the 2022 Conference of the North American Chapter of the Association for Computational Linguistics: Human Language Technologies*, pages 5483–5492, Seattle, United States. Association for Computational Linguistics.
- Yizhong Wang, Yeganeh Kordi, Swaroop Mishra, Alisa Liu, Noah A. Smith, Daniel Khashabi, and Hannaneh Hajishirzi. 2023. [Self-instruct: Aligning language models with self-generated instructions](#). In *Proceedings of the 61st Annual Meeting of the Association for Computational Linguistics (Volume 1: Long Papers)*, pages 13484–13508, Toronto, Canada. Association for Computational Linguistics.
- Yucheng Wang, Bowen Yu, Hongsong Zhu, Tingwen Liu, Nan Yu, and Limin Sun. 2021. [Discontinuous named entity recognition as maximal clique discovery](#). In *Proceedings of the 59th Annual Meeting of the Association for Computational Linguistics and the 11th International Joint Conference on Natural Language Processing (Volume 1: Long Papers)*, pages 764–774, Online. Association for Computational Linguistics.
- Jason Wei, Maarten Bosma, Vincent Zhao, Kelvin Guu, Adams Wei Yu, Brian Lester, Nan Du, Andrew M. Dai, and Quoc V Le. 2022. [Finetuned language models are zero-shot learners](#). In *International Conference on Learning Representations*.
- Jason Wei, Maarten Bosma, Vincent Y Zhao, Kelvin Guu, Adams Wei Yu, Brian Lester, Nan Du, Andrew M Dai, and Quoc V Le. 2021. [Finetuned language models are zero-shot learners](#). *arXiv preprint arXiv:2109.01652*.
- Hongyi Yuan, Zheng Yuan, Ruyi Gan, Jiaxing Zhang, Yutao Xie, and Sheng Yu. 2022. [BioBART: Pretraining and evaluation of a biomedical generative language model](#). In *Proceedings of the 21st Workshop on Biomedical Language Processing*, pages 97–109, Dublin, Ireland. Association for Computational Linguistics.
- Daojian Zeng, Ranran Haoran Zhang, and Qianying Liu. 2020. [Copymtl: Copy mechanism for joint extraction of entities and relations with multi-task learning](#).
- Xiangrong Zeng, Daojian Zeng, Shizhu He, Kang Liu, and Jun Zhao. 2018. [Extracting relational facts by an end-to-end neural model with copy mechanism](#). In *Proceedings of the 56th Annual Meeting of the Association for Computational Linguistics (Volume 1: Long Papers)*, pages 506–514, Melbourne, Australia. Association for Computational Linguistics.
- Rui Zhang, Dimitar Hristovski, Dalton Schutte, Andrej Kasrin, Marcelo Fiszman, and Halil Kilicoglu. 2021. [Drug repurposing for covid-19 via knowledge graph completion](#). *Journal of biomedical informatics*, 115:103696.
- Zexuan Zhong and Danqi Chen. 2021. [A frustratingly easy approach for entity and relation extraction](#). In *Proceedings of the 2021 Conference of the North American Chapter of the Association for Computational Linguistics: Human Language Technologies*, pages 50–61, Online. Association for Computational Linguistics.